

Cómo ver las boletas de calificaciones y otros documentos

Acceso a la familia

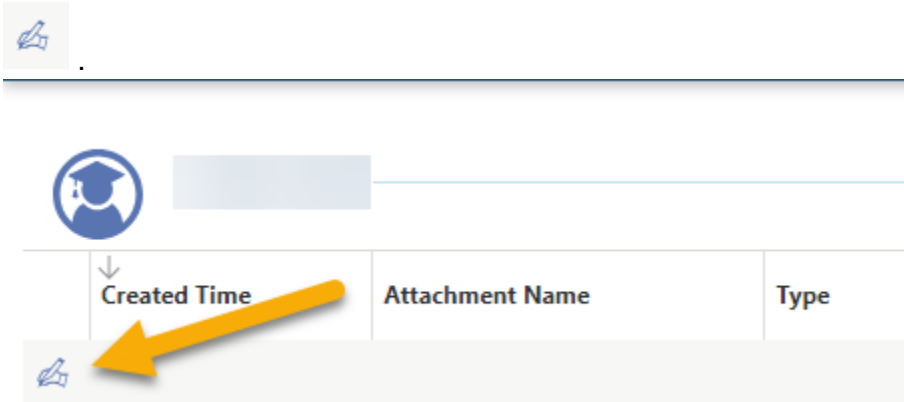
Las boletas de calificaciones, informes de progreso y ciertas calificaciones de las pruebas estatales se pueden ver bajo Acceso a la familia. Esta información está disponible para las familias de todas/os las/os estudiantes.

Para ver las boletas de calificaciones e informes,

1. Navegue a la pantalla de inicio (pulse en el logotipo "Skyward") y seleccione el cuadro **Portafolio**.



2. En la lista de archivos adjuntos de un/a alumno determinada/o, pulse en el icono Firmar



3. A continuación, se abrirá la página Firma electrónica adjunta. "Seleccionar", "Aceptar" y "Guardar".

Attachment Electronic Signature
eSign Attachment

Save **2**

GRADE REPORT RUN HISTORY ATTACHMENT DETAILS

ELECTRONIC SIGNATURE

Terms of Agreement

Under the Federal Electronic Signatures in Global and National Commerce Act, before you may electronically sign this form, you must be provided with certain of the following information and you must affirmatively agree to the following and thereafter not withdraw your agreement.

By clicking 'I Agree' and submitting this agreement via the internet, I acknowledge that:

I have read and understood the foregoing Electronic Signature Agreement and that I intend to be bound thereby.

I understand and agree that my electronic signature is the equivalent of a manual signature and that others may rely on it as such in connection with any and all agreements I may enter into, including but not limited to this Electronic Signature Agreement.

I further acknowledge and agree that it is my obligation to immediately advise the school district of any change in my electronic address (i.e., email address).

I further acknowledge and agree that it is my obligation to immediately advise the school district in the event that I withdraw my consent to this Electronic Signature Agreement.


I acknowledge and agree that the individual electronically signing this form is the individual in whose name the account is set up, or is someone authorized to submit this form by the person whose name is on the account.

***I Agree** **1**


Signed By
[Redacted]

Date Signed
[Redacted]


La página Firma electrónica se cerrará y volverá a la lista de archivos adjuntos.

4. Ahora pulse en el icono Descargar  para descargar un archivo adjunto específico, tal como una boleta de calificaciones.

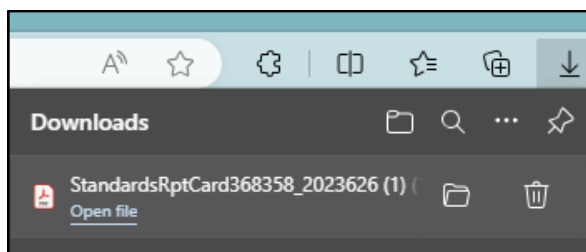
PORTFOLIO - ALL STUDENTS

 [Redacted]

ATTACHMENTS

Created Time	Attachment Name	Type
		Report Card

El documento se descargará en su computadora o aparato.



Si el documento no se descarga, compruebe la configuración de su navegador o aparato.