

Morgan County Schools



Grade 4 **Math** Pacing Guide




















Not all content in a given grade is emphasized equally in the standards. Critical standards require greater emphasis than others based on the depth of ideas, time they take to master, and/or their importance to future Mathematics or the demands of college and career readiness. In addition, an intense focus on the most critical material at each grade allows depth in learning, which is carried out through Mathematics. To say some standards have greater emphasis is not to say that anything in the standards can safely be neglected in instruction. Neglecting material will leave gaps in student skill and understanding and may leave students unprepared for the challenges of a later grade.

Critical Standards	Essential Standards	Supporting Standards
Skills and knowledge that students must demonstrate proficiency to ensure academic success. Critical standards build on each other from grade level to grade level. <i>(Note: Spend 85% of your time)</i>	These standards are to be mastered for knowledge of content before moving on to the next grade level. They provide readiness for success. <i>(Spend 10% of your time)</i>	These standards support the critical and essential standards. They may be emphasized in a subsequent grade or course. <i>(Spend 5% of your time)</i>



* On 4th grade NAEP (National Assessment of Educational Progress)

✦ On 8th grade NAEP

Focus	1st Quarter	2nd Quarter	3rd Quarter	4th Quarter
OA	Numerical Expressions / Analyze Patterns and Relationships			
Solve problems with whole numbers using the four operations	1-Multiplicative Comparisons(introduction) * 2-Multiplicative comparison word problems * *	1-Multiplicative Comparisons(Mastery) * 2-Multiplicative comparison word problems * 3-Multi-step word problems, interpret remainders (Introduction) * *	3-Multi-step word problems, interpret remainders (Mastery) * *	
Gain familiarity with factors and multiples	4-Find factor pairs * *	4-Find factor pairs * *		
Generate and analyze patterns			5-Generate and analyze a number or shape pattern * *	
NBT	Understand Place Value and Perform Operations with Multi-digit Numbers and Decimals to the Hundredths			
Generalize place value understanding for multi-digit whole numbers	6-A digit in any place represents ten times what it represents in the place to the right. * 7-Read and write whole numbers in various forms (standard form, word form, and expanded form). * 8-Compare two multi-digit numbers * 9-Round multi-digit numbers * *	7-Read and write whole numbers in various forms (standard form, word form, and expanded form). * *	7-Read and write whole numbers in various forms (standard form, word form, and expanded form). * *	7-Read and write whole numbers in various forms (standard form, word form, and expanded form). * *
Use place value understanding and properties of operations to perform multi-digit arithmetic with whole numbers.	10. Fluently add and subtract whole numbers - connect strategies to standard algorithm * *	10. Fluently add and subtract whole numbers - connect strategies to standard algorithm * 11-Find the product of two factors(strategies and models) * 12-Find whole-number quotients and remainders * *	10. Fluently add and subtract whole numbers - connect strategies to standard algorithm * *	10. Fluently add and subtract whole numbers - connect strategies to standard algorithm * 11-Find the product of two factors(strategies and models) * 12-Find whole-number quotients and remainders * *

NF	Using Equivalent Fractions as a Strategy to Add and Subtract Fractions			
Extend understanding of fraction equivalence and ordering.			13-Explain fraction equivalence *  14-Compare fractions with different numerators and denominators (Denominators of 2, 3, 4, 5, 6, 8, 10, 12, and 100) *  15-Fraction Decompositions *  16-Multiply fractions * 	13-Explain fraction equivalence *  14-Compare fractions with different numerators and denominators (Denominators of 2, 3, 4, 5, 6, 8, 10, 12, and 100) *  15-Fraction Decompositions *  16-Multiply fractions * 
Understand decimal notation for fractions and compare decimal fractions			17-Equivalence between fractions with denominators of 10 & 100 *  18-Represent fractions w/ denominators of 10 & 100 *  19-Compare two decimals to hundredths (Denominators limited to 10 and 100) * 	17-Equivalence between fractions with denominators of 10 & 100 *  18-Represent fractions w/ denominators of 10 & 100 *  19-Compare two decimals to hundredths (Denominators limited to 10 and 100) * 
D	Represent and Interpret Data			
Represent and Interpret Data	Can be integrated with science		20-Data in graphs: Supports OA, OF and AL.21 & 22	
M	Measurement			
Solve problems involving measurement and conversions of measurements from a larger unit to a smaller unit	22-Solve word problems (match to current skill) * 	22-Solve word problems (match to current skill) *  23-Area and perimeter	21-Select and use an appropriate unit of measurement *  22-Solve word problems * 	
Geometric Measurement: understand concepts of angles/ measurement of angles		24-Identify angles	25-Use protractors 26-Decompose angles * 	
G	Geometry			

Draw and identify
lines and angles
and identify
shapes by
properties of their
lines and angles

27 - Draw and identify * 
28 - Identify two-dimensional
figures * 
29-Symmetry * 