



# Iowa Core Summary Report 2014-2015

Iowa City Community Schools  
(3141)



**Iowa Testing Programs**

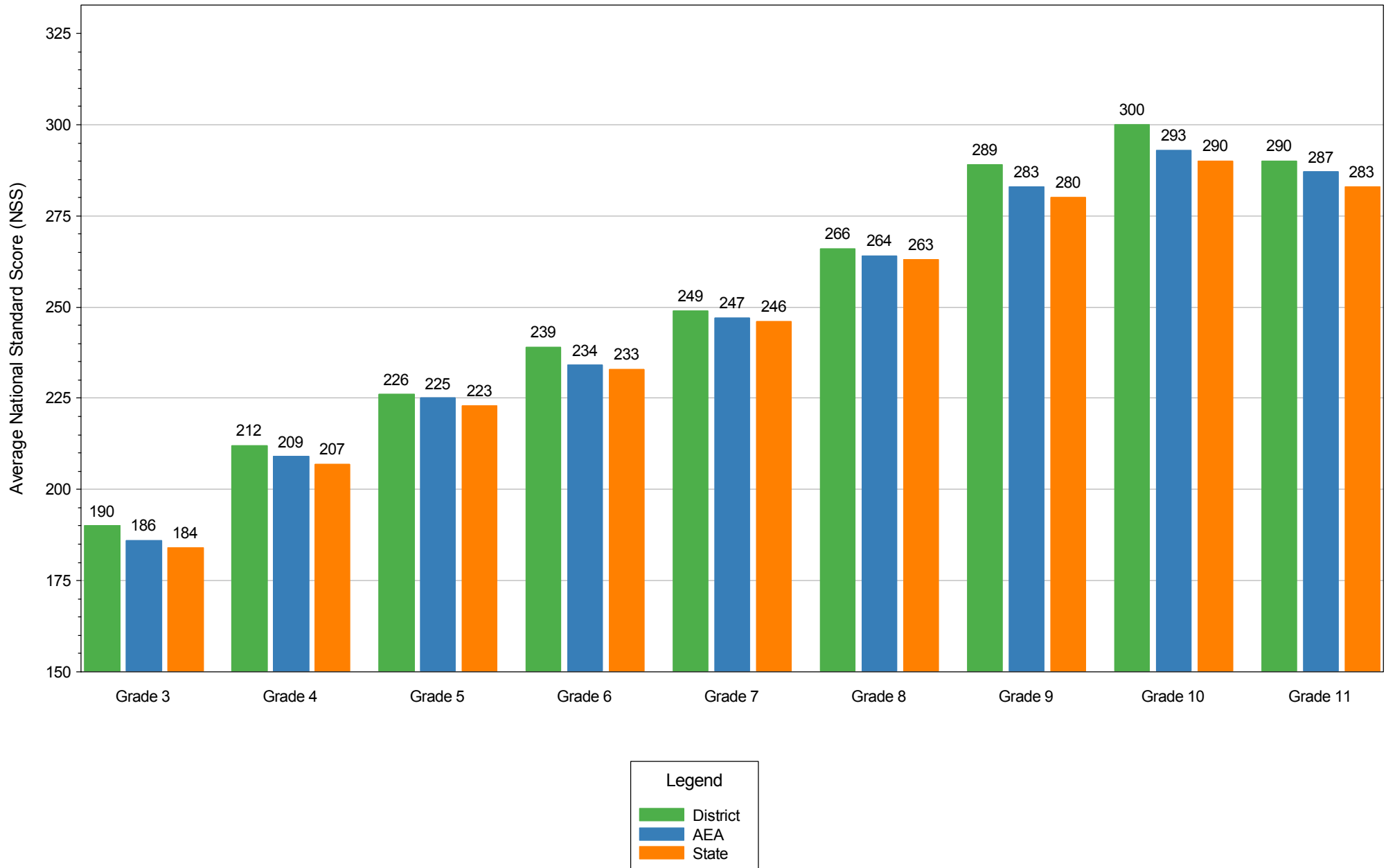
Created on 10/14/2016

# Overview

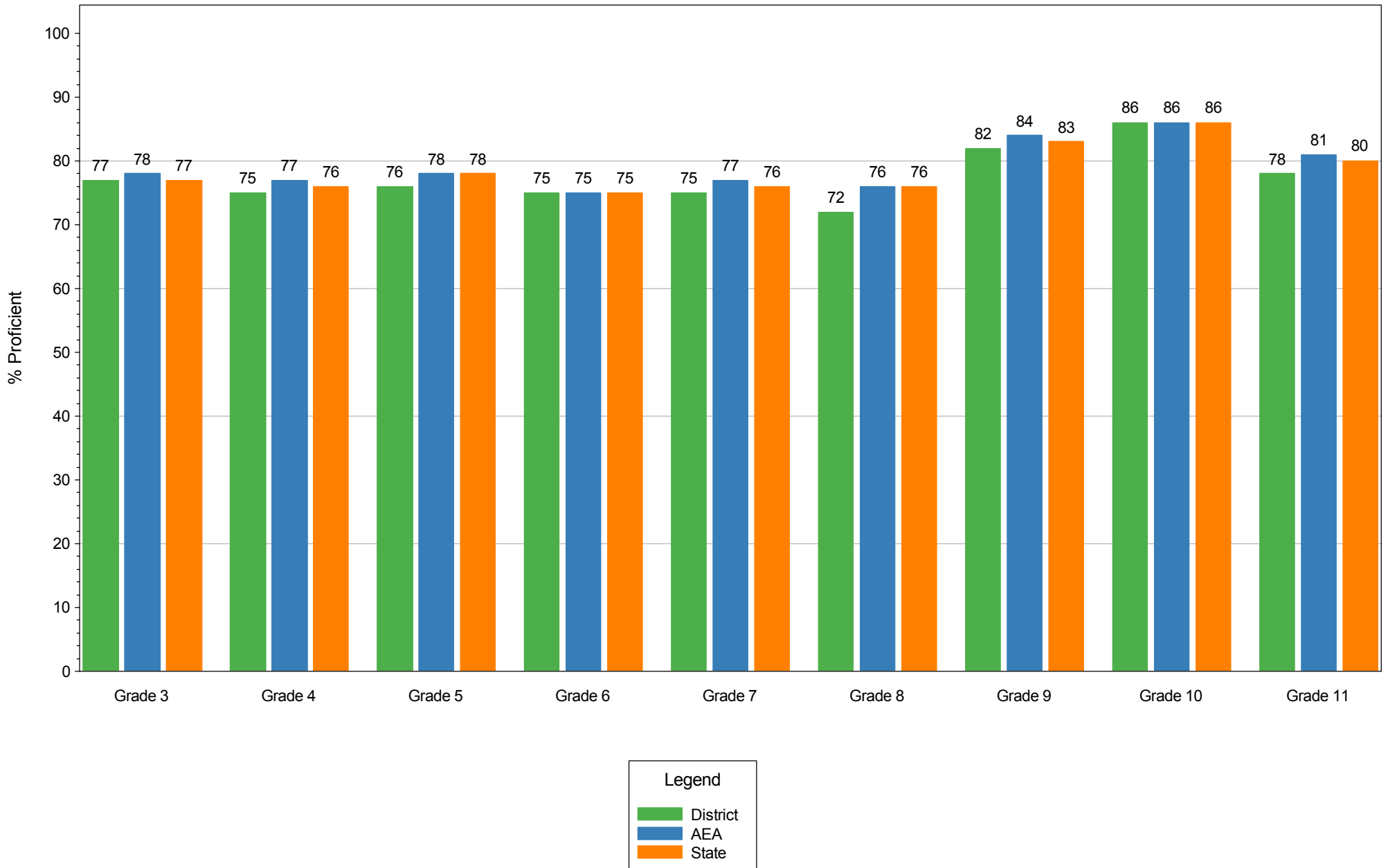
This report summarizes your district's performance on the *Iowa Assessments* for the 2014-2015 school year.

- The **2014-2015 Snapshot** summarizes the performance of your students across grades and compares your students with those in your AEA and the state.
- **Proficiency** results show the performance of grade groups and compares your students to the AEA and state.
- **Growth** results show change for grade cohorts in your district.
- **Iowa Core** results show how your students perform on major domains of the Iowa Core in Reading and Mathematics.

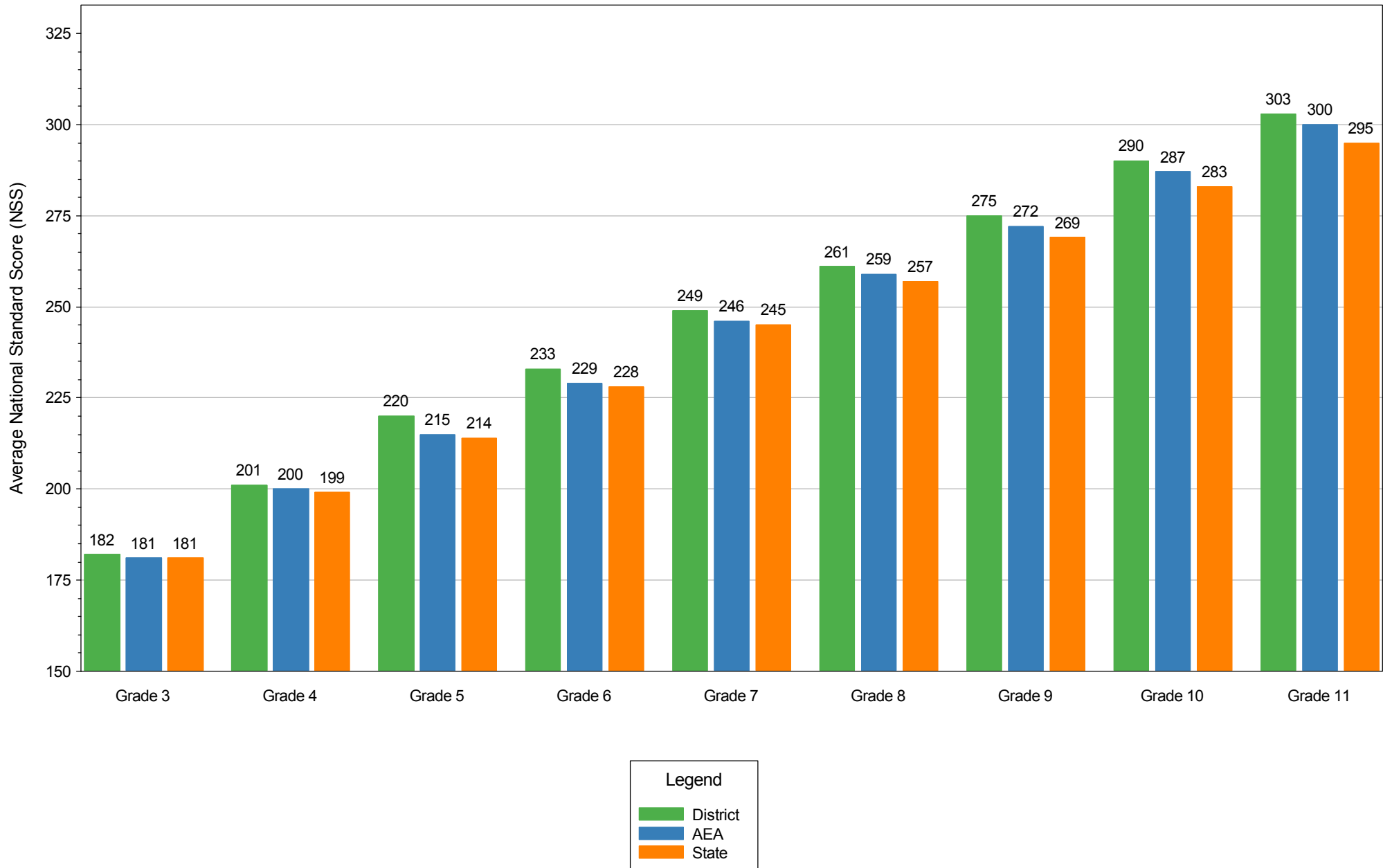
**Figure 1**  
**Reading Snapshot: Average NSS by Grade**  
**Iowa City Community Schools: 2014-2015**



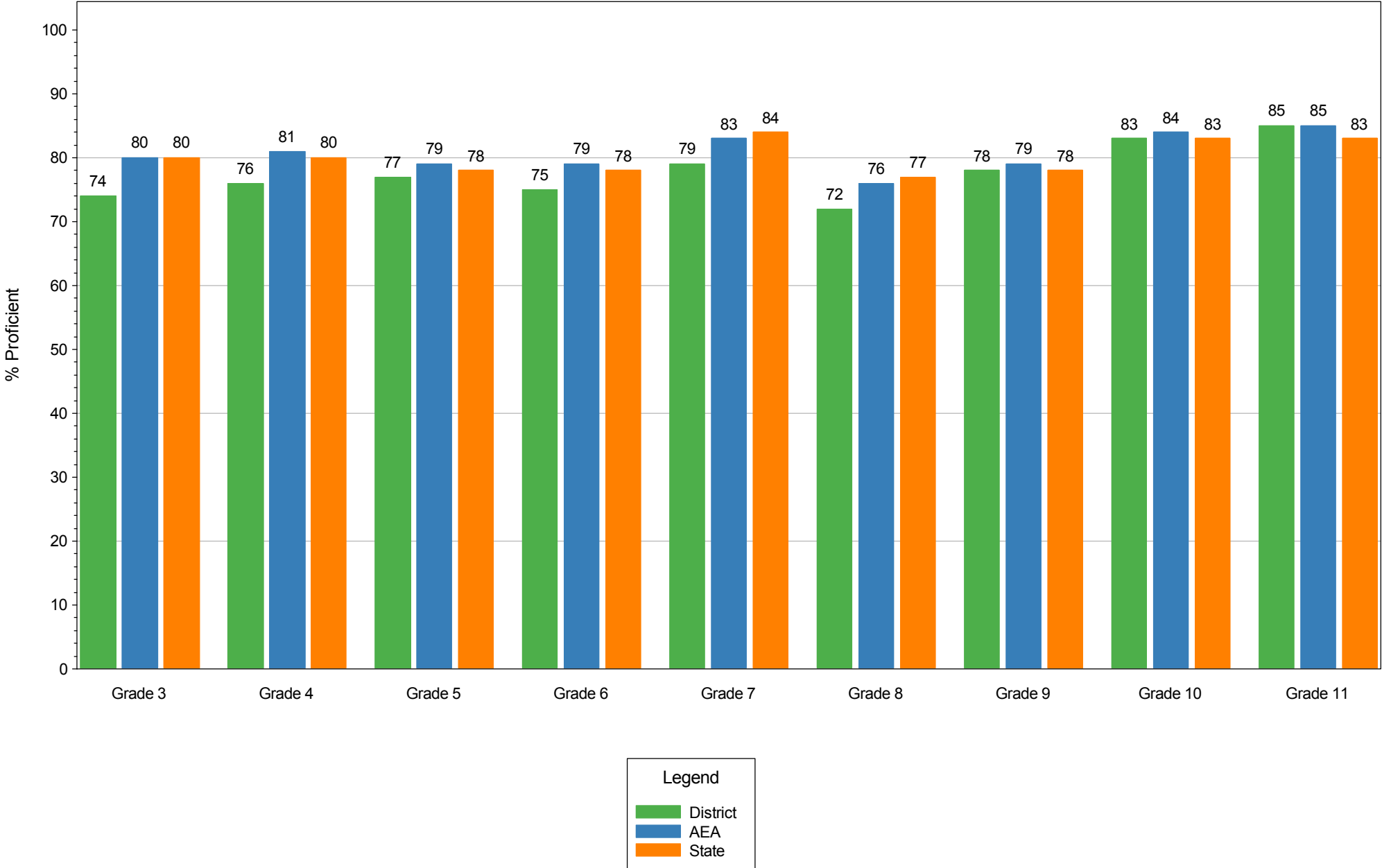
**Figure 2**  
**Reading: Percent Proficient by Grade**  
**Iowa City Community Schools: 2014-2015**



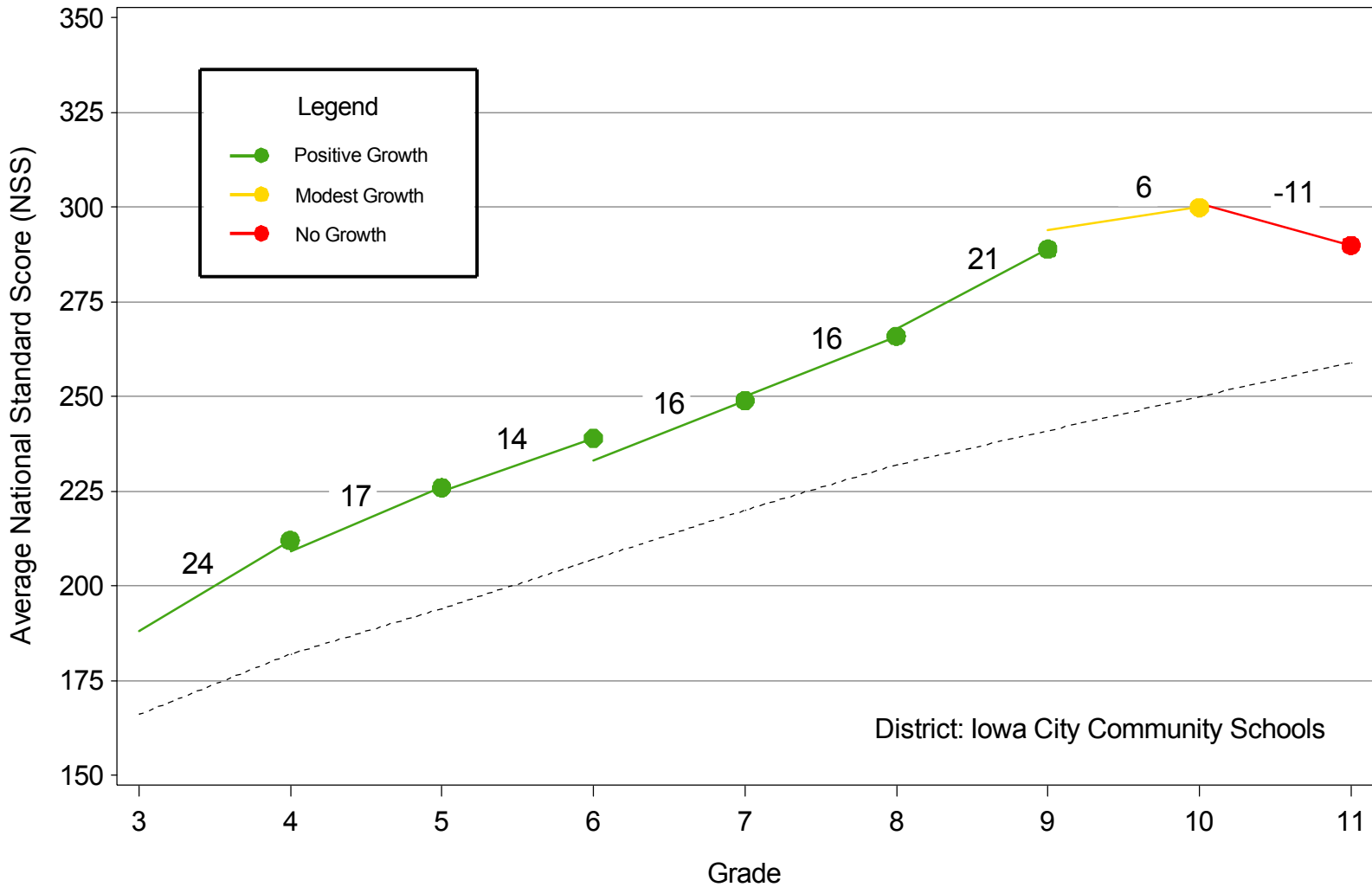
**Figure 3**  
**Mathematics Snapshot: Average NSS by Grade**  
**Iowa City Community Schools: 2014-2015**



**Figure 4**  
**Mathematics: Percent Proficient by Grade**  
**Iowa City Community Schools: 2014-2015**

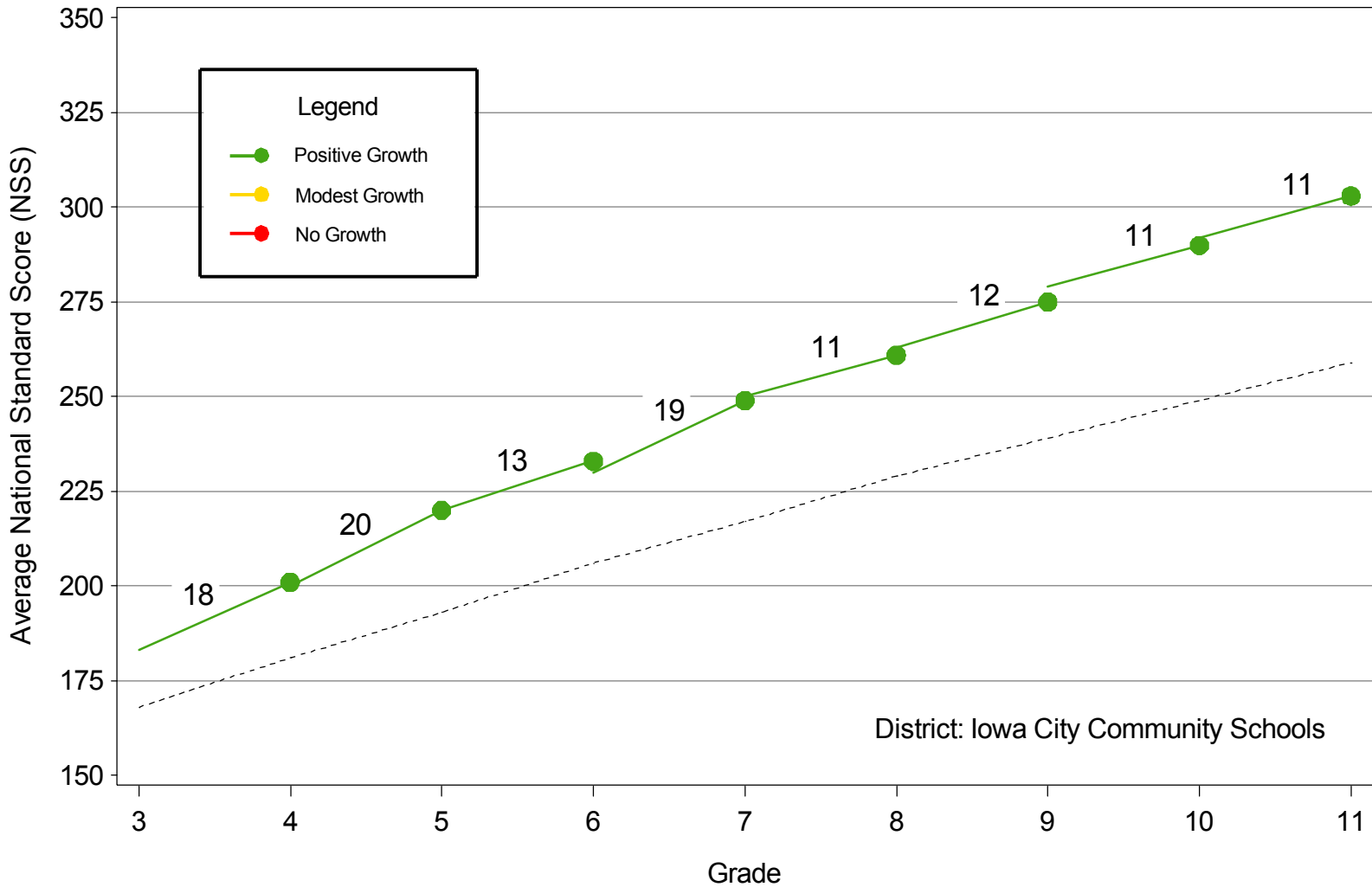


**Figure 5**  
**Growth in Reading**  
**For the 1314 to 1415 School Years**



The above graph depicts the growth of students in your district. Each line segment represents a different cohort. The dots indicate this year's average NSS for each grade. The line attached and the number above it show the amount of growth a particular cohort made over the past year. The dashed line indicates the level of achievement required for proficiency.

**Figure 6**  
**Growth in Mathematics**  
**For the 1314 to 1415 School Years**



The above graph depicts the growth of students in your district. Each line segment represents a different cohort. The dots indicate this year's average NSS for each grade. The line attached and the number above it show the amount of growth a particular cohort made over the past year. The dashed line indicates the level of achievement required for proficiency.



**Table 1**  
**Domain Performance in Reading on the Iowa Core: Grades 3-8**  
**Iowa City Community Schools: 2014-2015**

<b>Iowa Core: Reading</b>									
<b>Grade 3 (n=1030)</b>					<b>Grade 4 (n=959)</b>				
<i>Domain</i>	<i># of Points</i>	<i>Percent Correct</i>			<i>Domain</i>	<i># of Points</i>	<i>Percent Correct</i>		
		<i>District</i>	<i>AEA</i>	<i>Iowa</i>			<i>District</i>	<i>AEA</i>	<i>Iowa</i>
Key Ideas & Details	28	67%	70%	69%	Key Ideas & Details	26	66%	69%	69%
Craft & Structure	11	59%	62%	61%	Craft & Structure	12	65%	68%	67%
Integration of Knowledge & Ideas	02	68%	72%	72%	Integration of Knowledge & Ideas	04	61%	64%	64%
Total	41				Total	42			
<b>Grade 5 (n=1010)</b>					<b>Grade 6 (n=932)</b>				
<i>Domain</i>	<i># of Points</i>	<i>Percent Correct</i>			<i>Domain</i>	<i># of Points</i>	<i>Percent Correct</i>		
		<i>District</i>	<i>AEA</i>	<i>Iowa</i>			<i>District</i>	<i>AEA</i>	<i>Iowa</i>
Key Ideas & Details	24	66%	69%	69%	Key Ideas & Details	25	68%	69%	69%
Craft & Structure	15	68%	70%	70%	Craft & Structure	16	69%	70%	70%
Integration of Knowledge & Ideas	04	65%	66%	66%	Integration of Knowledge & Ideas	03	59%	59%	58%
Total	43				Total	44			
<b>Grade 7 (n=917)</b>					<b>Grade 8 (n=954)</b>				
<i>Domain</i>	<i># of Points</i>	<i>Percent Correct</i>			<i>Domain</i>	<i># of Points</i>	<i>Percent Correct</i>		
		<i>District</i>	<i>AEA</i>	<i>Iowa</i>			<i>District</i>	<i>AEA</i>	<i>Iowa</i>
Key Ideas & Details	27	65%	67%	67%	Key Ideas & Details	27	67%	70%	70%
Craft & Structure	14	66%	68%	67%	Craft & Structure	15	65%	68%	67%
Integration of Knowledge & Ideas	04	60%	61%	60%	Integration of Knowledge & Ideas	04	70%	72%	72%
Total	45				Total	46			

**Table 2**  
**Domain Performance in Reading on the Iowa Core: Grades 9-11**  
**Iowa City Community Schools: 2014-2015**

<b>Iowa Core: Reading</b>									
<b>Grade 9 (n=929)</b>					<b>Grade 10 (n=908)</b>				
<i>Domain</i>	<i># of Points</i>	<i>Percent Correct</i>			<i>Domain</i>	<i># of Points</i>	<i>Percent Correct</i>		
		<i>District</i>	<i>AEA</i>	<i>Iowa</i>			<i>District</i>	<i>AEA</i>	<i>Iowa</i>
Key Ideas & Details	21	68%	68%	67%	Key Ideas & Details	23	66%	65%	63%
Craft & Structure	16	68%	68%	66%	Craft & Structure	13	73%	72%	70%
Integration of Knowledge & Ideas	03	67%	67%	65%	Integration of Knowledge & Ideas	04	73%	72%	71%
Total	40				Total	40			

<b>Grade 11 (n=875)</b>				
<i>Domain</i>	<i># of Points</i>	<i>Percent Correct</i>		
		<i>District</i>	<i>AEA</i>	<i>Iowa</i>
Key Ideas & Details	24	64%	65%	63%
Craft & Structure	12	68%	69%	68%
Integration of Knowledge & Ideas	04	61%	60%	58%
Total	40			

**Table 3**  
**Domain Performance in Mathematics on the Iowa Core: Grades 3-8**  
**Iowa City Community Schools: 2014-2015**

<b><i>Iowa Core: Mathematics</i></b>									
<b><i>Grade 3 (n=1043)</i></b>					<b><i>Grade 4 (n=974)</i></b>				
<i>Domain</i>	<i># of Points</i>	<i>Percent Correct</i>			<i>Domain</i>	<i># of Points</i>	<i>Percent Correct</i>		
		<i>District</i>	<i>AEA</i>	<i>Iowa</i>			<i>District</i>	<i>AEA</i>	<i>Iowa</i>
Operations & Algebraic Thinking	14	61%	68%	68%	Operations & Algebraic Thinking	17	65%	70%	70%
Number & Operations in Base 10	06	58%	64%	63%	Number & Operations in Base 10	08	62%	67%	65%
Number & Operations - Fractions	02	64%	74%	74%	Number & Operations - Fractions	02	61%	66%	63%
Measurement & Data	22	64%	68%	68%	Measurement & Data	22	66%	70%	70%
Geometry	06	54%	59%	60%	Geometry	06	57%	56%	56%
Total	50				Total	55			
<b><i>Grade 5 (n=1017)</i></b>					<b><i>Grade 6 (n=946)</i></b>				
<i>Domain</i>	<i># of Points</i>	<i>Percent Correct</i>			<i>Domain</i>	<i># of Points</i>	<i>Percent Correct</i>		
		<i>District</i>	<i>AEA</i>	<i>Iowa</i>			<i>District</i>	<i>AEA</i>	<i>Iowa</i>
Operations & Algebraic Thinking	15	66%	68%	67%	Ratios & Proportional Relationships	05	52%	52%	51%
Number & Operations in Base 10	11	63%	63%	62%	The Number System	19	61%	64%	62%
Number & Operations - Fractions	02	57%	57%	57%	Expressions & Equations	09	63%	66%	65%
Measurement & Data	23	69%	70%	70%	Geometry	14	58%	60%	59%
Geometry	09	56%	57%	57%	Statistics & Probability	09	64%	64%	63%
					Mathematical Practices, Measurement	09	68%	70%	70%
Total	60				Total	65			
<b><i>Grade 7 (n=921)</i></b>					<b><i>Grade 8 (n=967)</i></b>				
<i>Domain</i>	<i># of Points</i>	<i>Percent Correct</i>			<i>Domain</i>	<i># of Points</i>	<i>Percent Correct</i>		
		<i>District</i>	<i>AEA</i>	<i>Iowa</i>			<i>District</i>	<i>AEA</i>	<i>Iowa</i>
Ratios & Proportional Relationships	09	62%	64%	63%	The Number System	16	58%	60%	61%
The Number System	17	60%	63%	63%	Expressions & Equations	20	62%	64%	63%
Expressions & Equations	10	68%	65%	63%	Functions	02	57%	51%	50%
Geometry	15	53%	54%	53%	Geometry	17	53%	54%	52%
Statistics & Probability	10	50%	51%	51%	Statistics & Probability	12	61%	64%	63%
Mathematical Practices, Measurement	09	69%	71%	71%	Mathematical Practices, Measurement	08	57%	58%	56%
Total	70				Total	75			

**Table 4**  
**Domain Performance in Mathematics on the Iowa Core: Grades 9-11**  
**Iowa City Community Schools: 2014-2015**

<b>Iowa Core: Mathematics</b>									
<b>Grade 9 (n=942)</b>					<b>Grade 10 (n=919)</b>				
<i>Domain</i>	<i># of Points</i>	<i>Percent Correct</i>			<i>Domain</i>	<i># of Points</i>	<i>Percent Correct</i>		
		<i>District</i>	<i>AEA</i>	<i>Iowa</i>			<i>District</i>	<i>AEA</i>	<i>Iowa</i>
Number & Quantity	17	49%	51%	50%	Number & Quantity	14	52%	53%	52%
Algebra	07	53%	51%	48%	Algebra	09	60%	58%	54%
Functions	02	61%	58%	56%	Functions	02	59%	56%	52%
Geometry	08	53%	52%	50%	Geometry	08	56%	55%	52%
Statistics & Probability	06	55%	56%	54%	Statistics & Probability	07	58%	57%	56%
Total	40				Total	40			

<b>Grade 11 (n=884)</b>				
<i>Domain</i>	<i># of Points</i>	<i>Percent Correct</i>		
		<i>District</i>	<i>AEA</i>	<i>Iowa</i>
Number & Quantity	12	56%	55%	52%
Algebra	10	62%	59%	55%
Functions	02	59%	48%	42%
Geometry	08	54%	53%	48%
Statistics & Probability	08	61%	63%	60%
Total	40			