



# Iowa Core Report 2017-2018

Iowa City Community Schools  
(3141)



**Iowa Testing Programs**

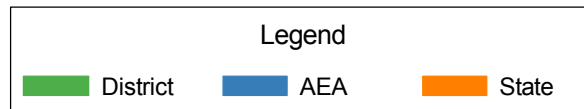
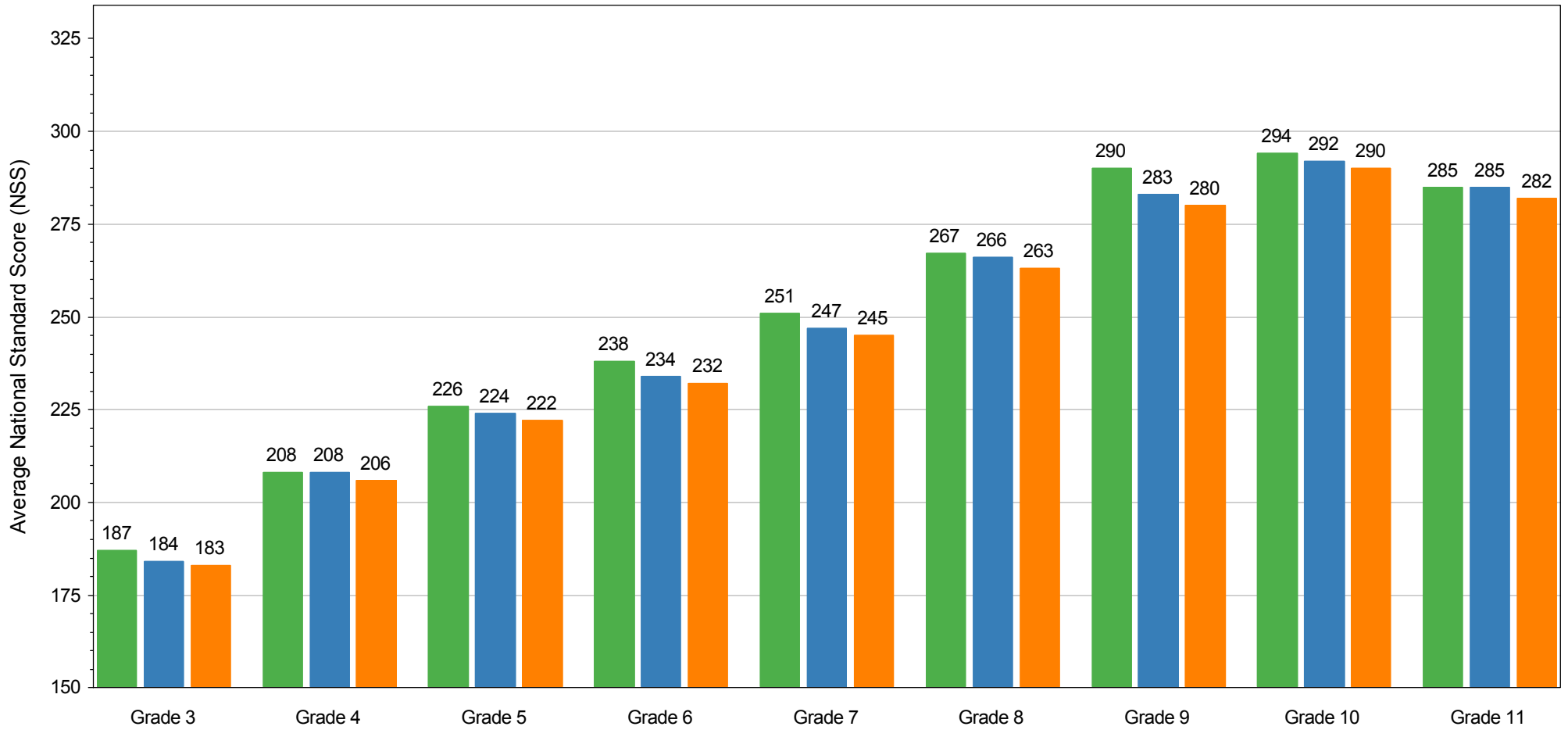
Created on 12/11/2017

# Overview

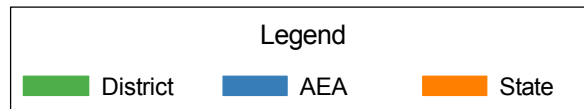
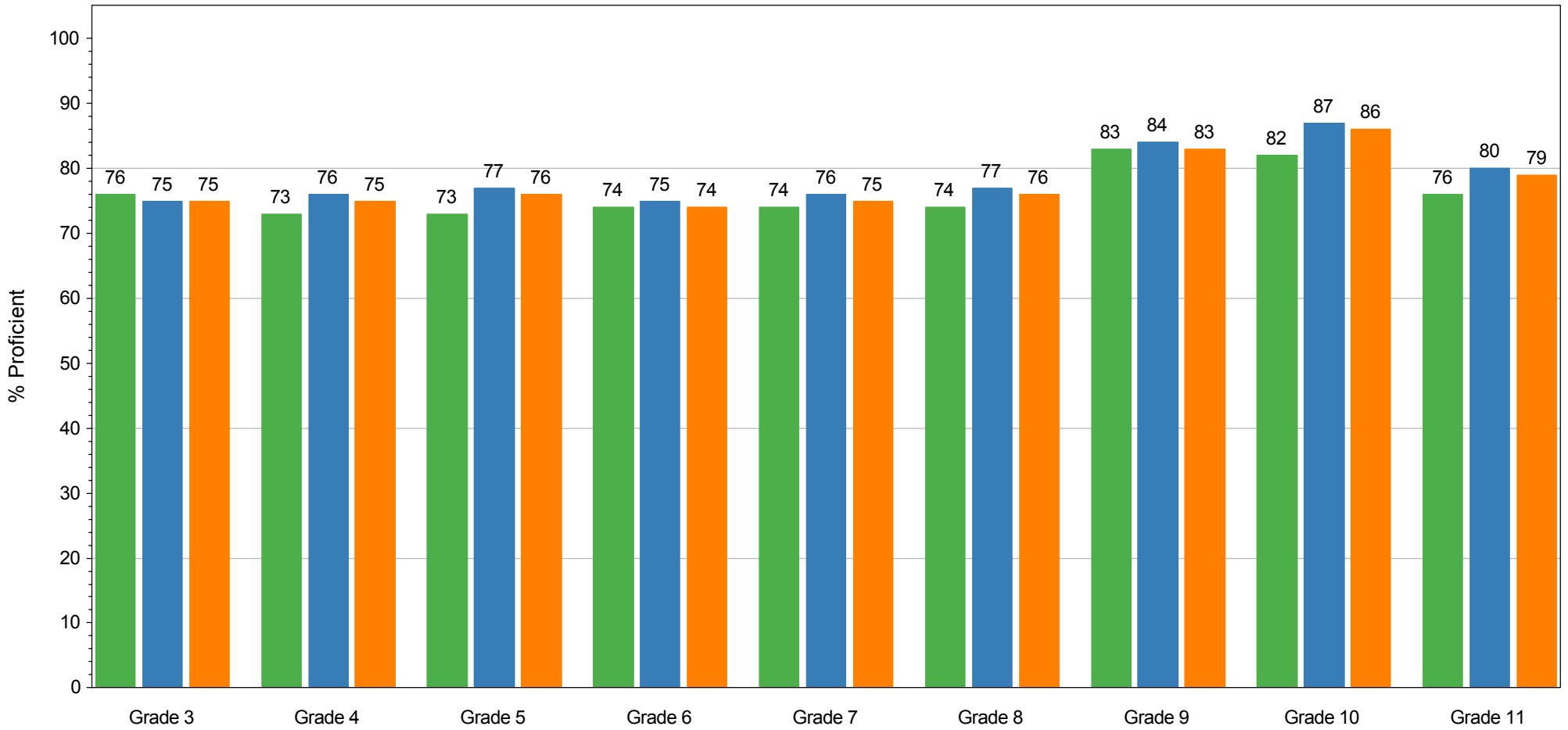
This report summarizes student achievement information on the *Iowa Assessments* for grades in your district. To provide this report in a timely manner, only your district's results reflect performance during the 2017-2018 school year. AEA and state performances are for the previous year. As districts test throughout the year, time-of-year adjustments were made to allow for comparisons with the AEA and state averages.

- The **2017-2018 Snapshots** summarize the performance of your students across grades and compare your students with those in your AEA and the state.
- **Proficiency** results show the performance of grade groups and compares your students to the AEA and state.
- **Growth** results show change for grade cohorts in your district.
- **Iowa Core** results show how your students perform on major domains of the Iowa Core Standards in Reading and Mathematics.
- Check to make sure that you are viewing the most current report. Any data changes or additions may not be reflected. A final report will be created at the end of the school year that updates the AEA and state results.


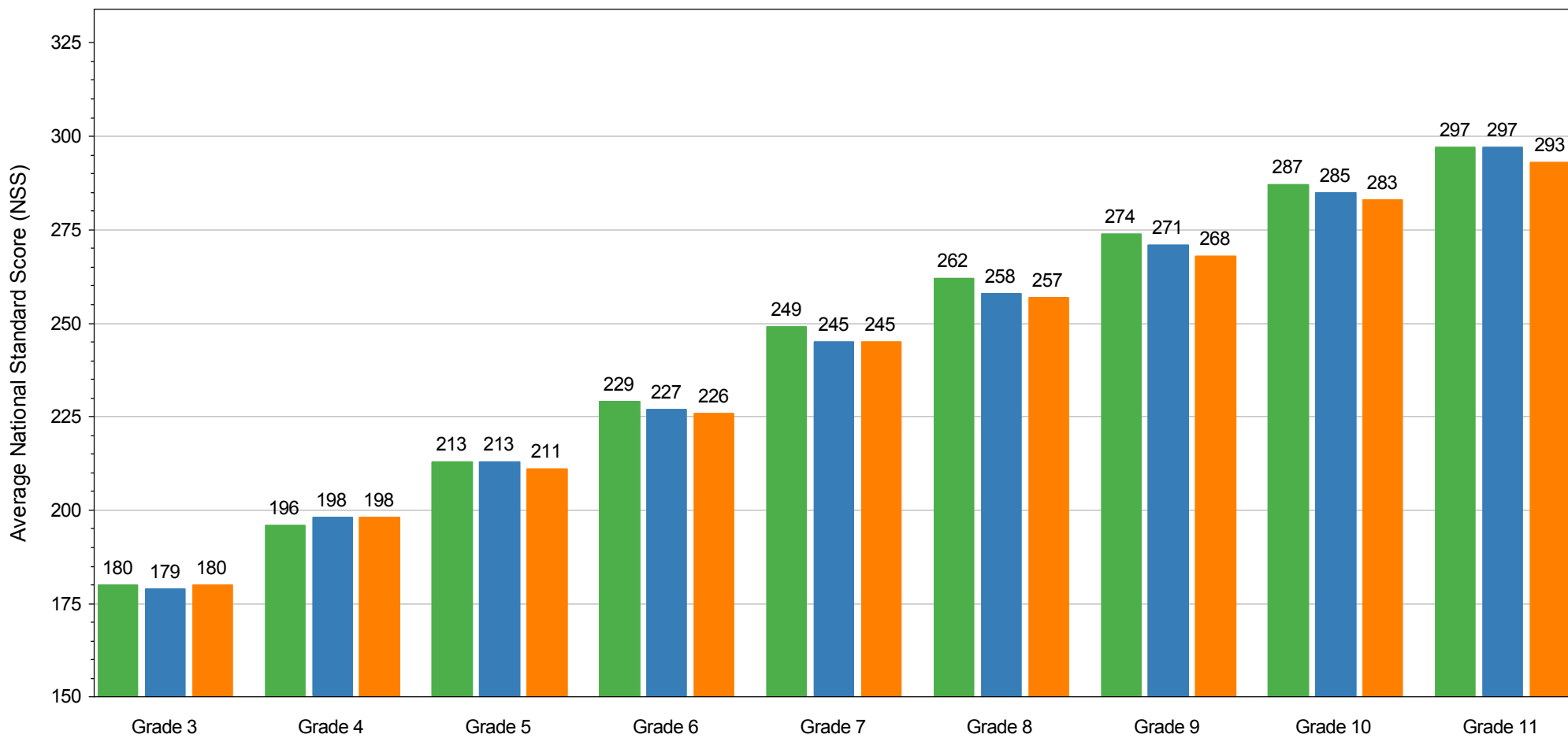
**Figure 1**  
**Reading Snapshot: Average NSS by Grade**  
**Iowa City Community Schools: 2017-2018**




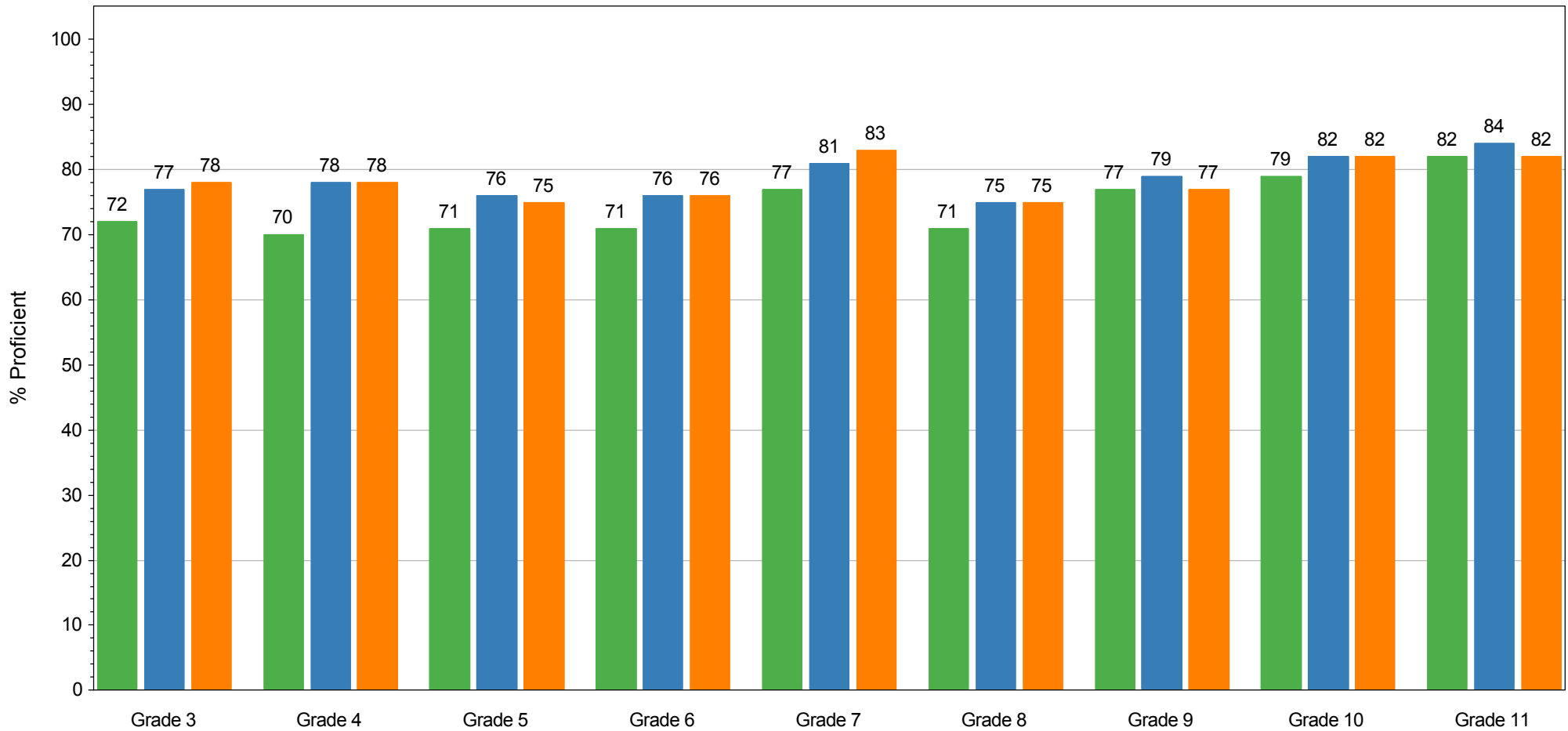
**Figure 2**  
**Reading: Percent Proficient by Grade**  
**Iowa City Community Schools: 2017-2018**




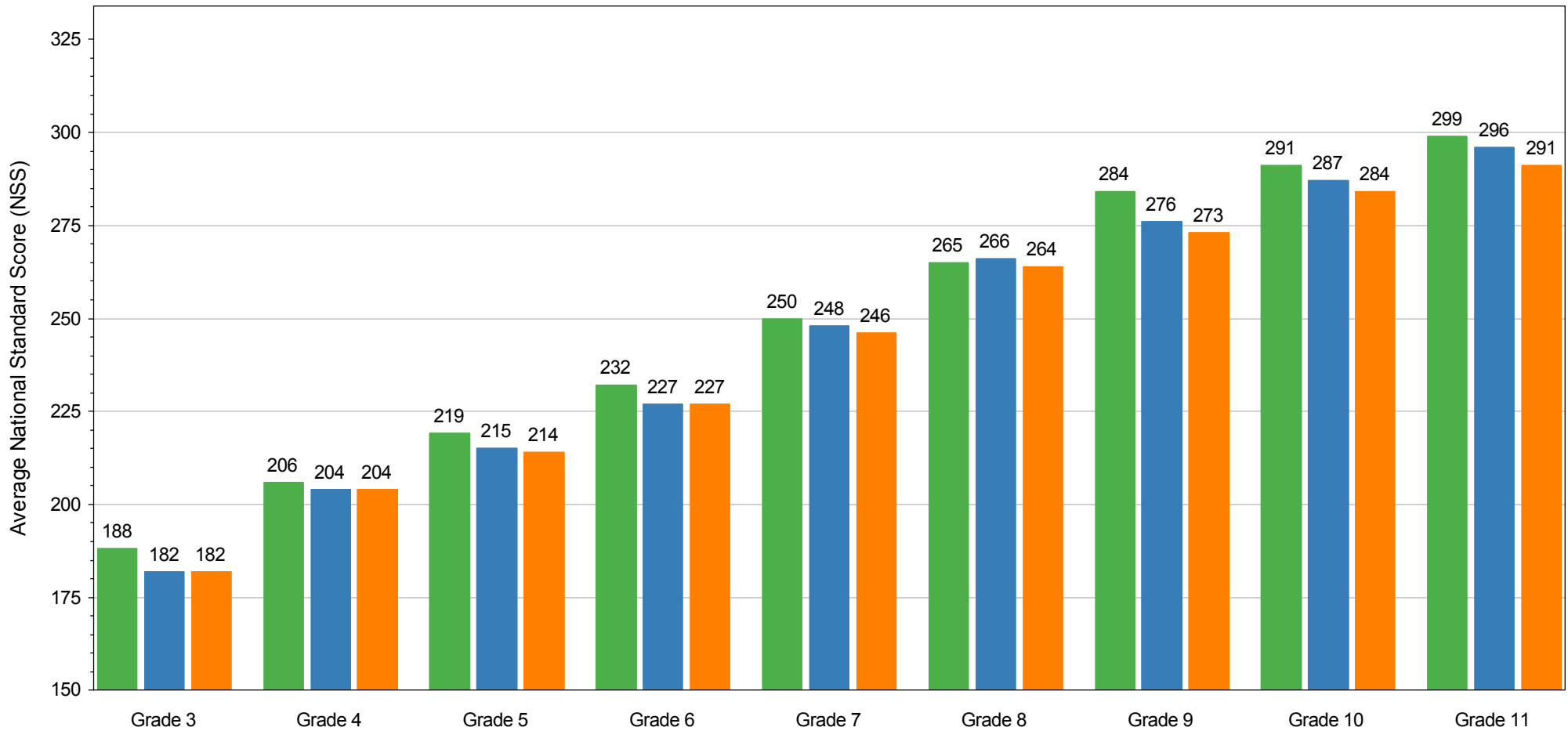
**Figure 3**  
**Mathematics Snapshot: Average NSS by Grade**  
**Iowa City Community Schools: 2017-2018**




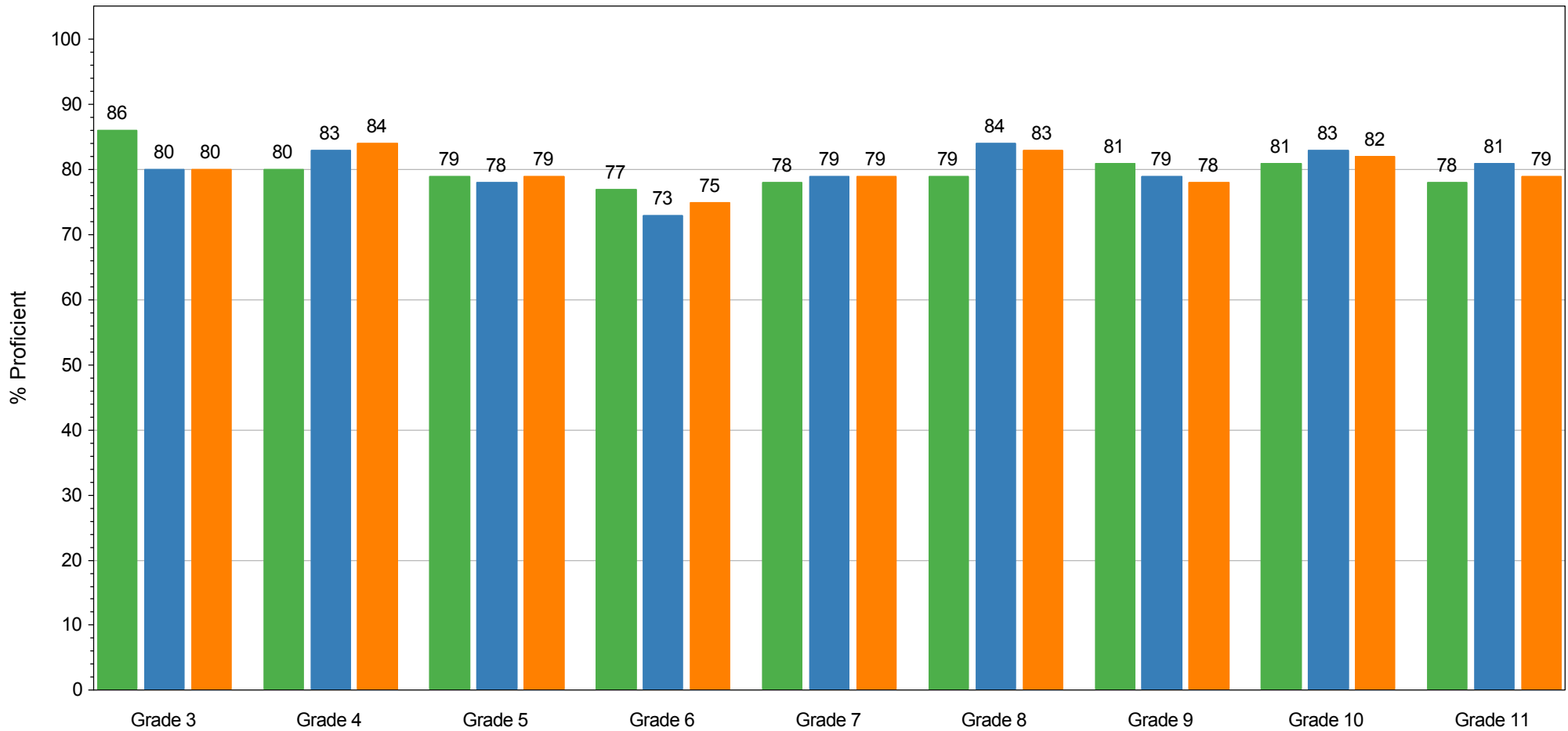
**Figure 4**  
**Mathematics: Percent Proficient by Grade**  
**Iowa City Community Schools: 2017-2018**



**Figure 5**  
**Science Snapshot: Average NSS by Grade**  
**Iowa City Community Schools: 2017-2018**

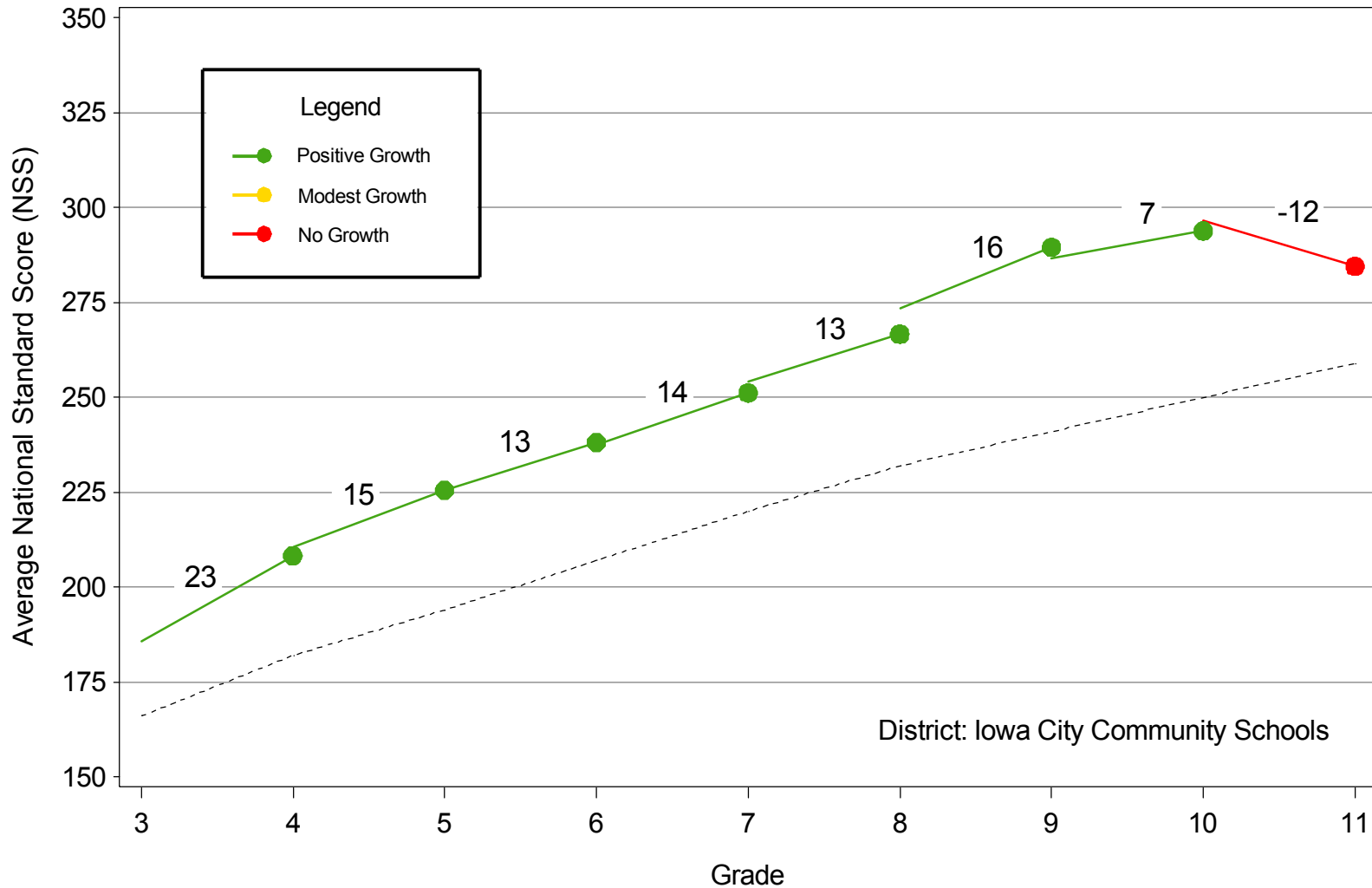


**Figure 6**  
**Science: Percent Proficient by Grade**  
**Iowa City Community Schools: 2017-2018**



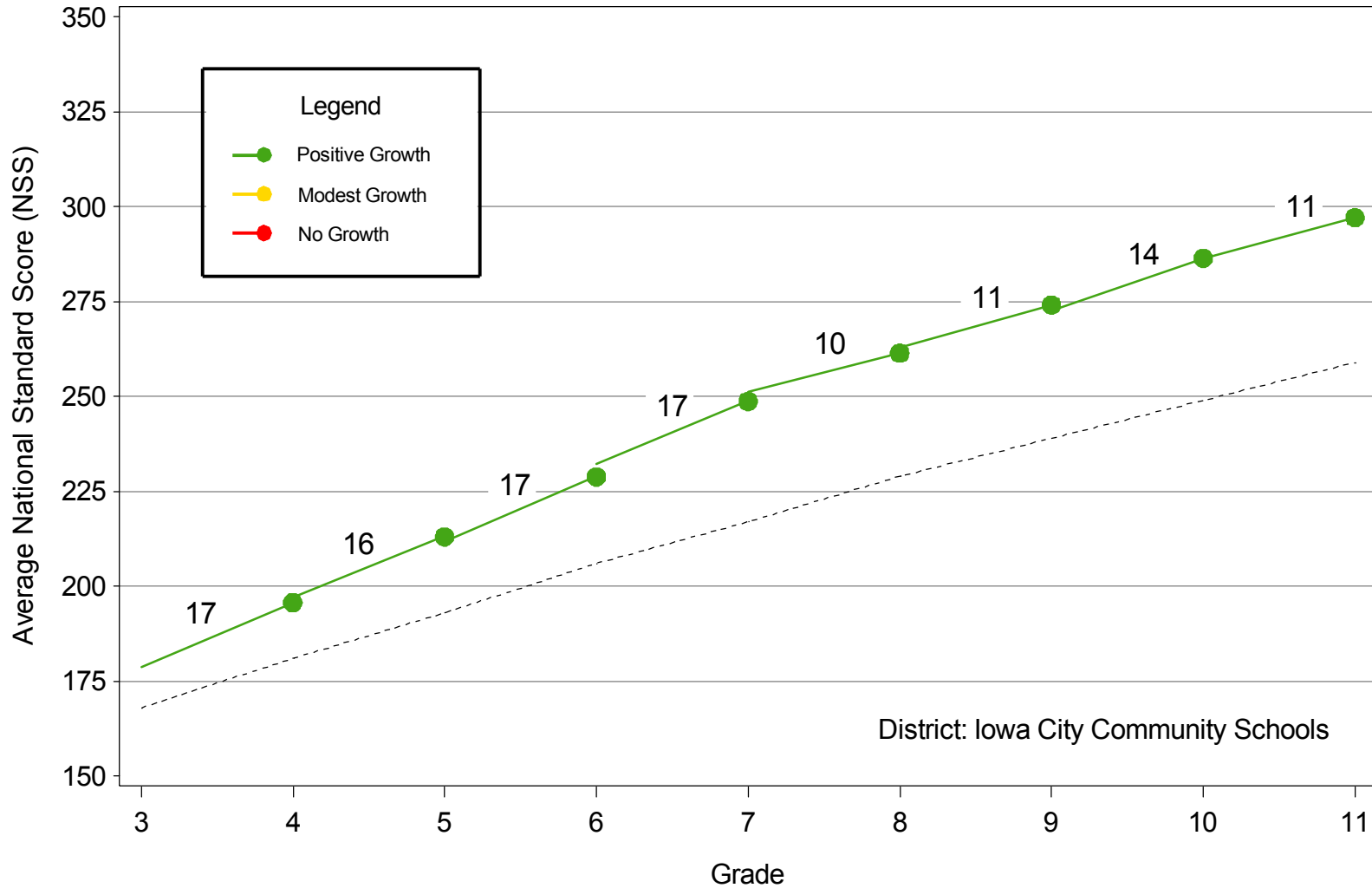


**Figure 7**  
**Cohort Growth in Reading**  
**for the 2016-2017 to 2017-2018 School Years**



The above graph depicts the growth of students in your district. Each line segment represents a different cohort. The dots indicate this year's average NSS for each grade. The line attached and the number above it show the amount of growth a particular cohort made over the past year. The dashed line indicates the level of achievement required for proficiency. Note that growth was not calculated using matched students.

**Figure 8**  
**Cohort Growth in Mathematics**  
**for the 2016-2017 to 2017-2018 School Years**



The above graph depicts the growth of students in your district. Each line segment represents a different cohort. The dots indicate this year's average NSS for each grade. The line attached and the number above it show the amount of growth a particular cohort made over the past year. The dashed line indicates the level of achievement required for proficiency. Note that growth was not calculated using matched students.

**Table 1**  
**Domain Performance in Reading on the Iowa Core: Grades 3-8**  
**Iowa City Community Schools: 2017-2018**

<b>Iowa Core: Reading</b>									
<b>Grade 3 (n=1017)</b>					<b>Grade 4 (n=1104)</b>				
<i>Domain</i>	<i># of Points</i>	<i>Percent Correct</i>			<i>Domain</i>	<i># of Points</i>	<i>Percent Correct</i>		
		<i>District</i>	<i>AEA</i>	<i>Iowa</i>			<i>District</i>	<i>AEA</i>	<i>Iowa</i>
Key Ideas & Details	28	65%	68%	68%	Key Ideas & Details	26	65%	69%	69%
Craft & Structure	11	58%	61%	61%	Craft & Structure	12	63%	68%	66%
Integration of Knowledge & Ideas	02	65%	70%	70%	Integration of Knowledge & Ideas	04	59%	64%	64%
Total	41				Total	42			

<b>Grade 5 (n=1041)</b>					<b>Grade 6 (n=1038)</b>				
<i>Domain</i>	<i># of Points</i>	<i>Percent Correct</i>			<i>Domain</i>	<i># of Points</i>	<i>Percent Correct</i>		
		<i>District</i>	<i>AEA</i>	<i>Iowa</i>			<i>District</i>	<i>AEA</i>	<i>Iowa</i>
Key Ideas & Details	24	65%	68%	68%	Key Ideas & Details	25	68%	69%	69%
Craft & Structure	15	68%	70%	69%	Craft & Structure	16	69%	70%	69%
Integration of Knowledge & Ideas	04	64%	66%	66%	Integration of Knowledge & Ideas	03	60%	58%	56%
Total	43				Total	44			

<b>Grade 7 (n=969)</b>					<b>Grade 8 (n=1043)</b>				
<i>Domain</i>	<i># of Points</i>	<i>Percent Correct</i>			<i>Domain</i>	<i># of Points</i>	<i>Percent Correct</i>		
		<i>District</i>	<i>AEA</i>	<i>Iowa</i>			<i>District</i>	<i>AEA</i>	<i>Iowa</i>
Key Ideas & Details	27	66%	67%	67%	Key Ideas & Details	27	68%	71%	70%
Craft & Structure	14	67%	68%	67%	Craft & Structure	15	68%	69%	68%
Integration of Knowledge & Ideas	04	61%	60%	59%	Integration of Knowledge & Ideas	04	72%	73%	72%
Total	45				Total	46			

**Table 2**  
**Domain Performance in Reading on the Iowa Core: Grades 9-11**  
**Iowa City Community Schools: 2017-2018**

<b>Iowa Core: Reading</b>									
<b>Grade 9 (n=1009)</b>					<b>Grade 10 (n=989)</b>				
<i>Domain</i>	<i># of Points</i>	<i>Percent Correct</i>			<i>Domain</i>	<i># of Points</i>	<i>Percent Correct</i>		
		<i>District</i>	<i>AEA</i>	<i>Iowa</i>			<i>District</i>	<i>AEA</i>	<i>Iowa</i>
Key Ideas & Details	21	69%	68%	67%	Key Ideas & Details	23	64%	65%	64%
Craft & Structure	16	70%	68%	66%	Craft & Structure	13	71%	72%	70%
Integration of Knowledge & Ideas	03	66%	66%	64%	Integration of Knowledge & Ideas	04	69%	71%	70%
Total	40				Total	40			

<b>Grade 11 (n=968)</b>				
<i>Domain</i>	<i># of Points</i>	<i>Percent Correct</i>		
		<i>District</i>	<i>AEA</i>	<i>Iowa</i>
Key Ideas & Details	24	62%	64%	62%
Craft & Structure	12	67%	69%	68%
Integration of Knowledge & Ideas	04	58%	60%	58%
Total	40			

**Table 3**  
**Domain Performance in Mathematics on the Iowa Core: Grades 3-8**  
**Iowa City Community Schools: 2017-2018**

<b>Iowa Core: Mathematics</b>									
<b>Grade 3 (n=1036)</b>					<b>Grade 4 (n=1117)</b>				
<i>Domain</i>	# of <i>Points</i>	<i>Percent Correct</i>			<i>Domain</i>	# of <i>Points</i>	<i>Percent Correct</i>		
		<i>District</i>	<i>AEA</i>	<i>Iowa</i>			<i>District</i>	<i>AEA</i>	<i>Iowa</i>
Operations & Algebraic Thinking	14	62%	67%	67%	Operations & Algebraic Thinking	17	61%	69%	69%
Number & Operations in Base 10	06	54%	61%	62%	Number & Operations in Base 10	08	61%	66%	65%
Number & Operations - Fractions	02	52%	69%	72%	Number & Operations - Fractions	02	53%	65%	64%
Measurement & Data	22	62%	66%	68%	Measurement & Data	22	64%	69%	69%
Geometry	06	52%	60%	60%	Geometry	06	42%	53%	55%
Total	50				Total	55			
<b>Grade 5 (n=1051)</b>					<b>Grade 6 (n=1045)</b>				
<i>Domain</i>	# of <i>Points</i>	<i>Percent Correct</i>			<i>Domain</i>	# of <i>Points</i>	<i>Percent Correct</i>		
		<i>District</i>	<i>AEA</i>	<i>Iowa</i>			<i>District</i>	<i>AEA</i>	<i>Iowa</i>
Operations & Algebraic Thinking	15	62%	66%	66%	Ratios & Proportional Relationships	05	51%	52%	51%
Number & Operations in Base 10	11	60%	62%	61%	The Number System	19	58%	62%	62%
Number & Operations - Fractions	02	48%	56%	56%	Expressions & Equations	09	66%	65%	65%
Measurement & Data	23	65%	68%	68%	Geometry	14	55%	58%	58%
Geometry	09	49%	56%	56%	Statistics & Probability	09	59%	61%	61%
					Mathematical Practices, Measurement	09	67%	69%	70%
Total	60				Total	65			
<b>Grade 7 (n=971)</b>					<b>Grade 8 (n=1044)</b>				
<i>Domain</i>	# of <i>Points</i>	<i>Percent Correct</i>			<i>Domain</i>	# of <i>Points</i>	<i>Percent Correct</i>		
		<i>District</i>	<i>AEA</i>	<i>Iowa</i>			<i>District</i>	<i>AEA</i>	<i>Iowa</i>
Ratios & Proportional Relationships	09	61%	63%	64%	The Number System	16	59%	61%	62%
The Number System	17	61%	63%	64%	Expressions & Equations	20	62%	64%	64%
Expressions & Equations	10	68%	65%	64%	Functions	02	50%	49%	50%
Geometry	15	51%	53%	53%	Geometry	17	55%	54%	52%
Statistics & Probability	10	50%	50%	50%	Statistics & Probability	12	62%	64%	63%
Mathematical Practices, Measurement	09	68%	70%	70%	Mathematical Practices, Measurement	08	58%	57%	56%
Total	70				Total	75			

**Table 4**  
**Domain Performance in Mathematics on the Iowa Core: Grades 9-11**  
**Iowa City Community Schools: 2017-2018**

<b>Iowa Core: Mathematics</b>									
<b>Grade 9 (n=1018)</b>					<b>Grade 10 (n=993)</b>				
<i>Domain</i>	<i># of Points</i>	<i>Percent Correct</i>			<i>Domain</i>	<i># of Points</i>	<i>Percent Correct</i>		
		<i>District</i>	<i>AEA</i>	<i>Iowa</i>			<i>District</i>	<i>AEA</i>	<i>Iowa</i>
Number & Quantity	17	50%	51%	50%	Number & Quantity	14	51%	52%	52%
Algebra	07	55%	52%	49%	Algebra	09	59%	57%	55%
Functions	02	58%	57%	56%	Functions	02	57%	55%	52%
Geometry	08	53%	52%	50%	Geometry	08	55%	54%	52%
Statistics & Probability	06	54%	55%	53%	Statistics & Probability	07	55%	57%	56%
Total	40				Total	40			

<b>Grade 11 (n=967)</b>				
<i>Domain</i>	<i># of Points</i>	<i>Percent Correct</i>		
		<i>District</i>	<i>AEA</i>	<i>Iowa</i>
Number & Quantity	12	51%	54%	52%
Algebra	10	58%	58%	55%
Functions	02	56%	46%	42%
Geometry	08	52%	50%	47%
Statistics & Probability	08	58%	61%	60%
Total	40			