

2nd Grade

eLearning Activities

Board #1

Today will be an e-Learning Day! Your child should select **one** activity from **each letter** in STORM. Then your child should mark the box that was selected when the activity is completed.

Please have your child return this sheet to school no later than 3 days after the no school day with your signature. This is so the school can mark your student as having attended that day. Thank you!

<h1>S</h1> <p>Something Special</p>	<h1>T</h1> <p>Teamwork</p>	<h1>O</h1> <p>Observation</p>	<h1>R</h1> <p>Reading & writing</p>	<h1>M</h1> <p>Math</p>
<p>Make a map of a room in your house. Make sure you have a key, title, and compass rose.</p>	<p>Play a board game with someone.</p>	<p>Draw a picture of the weather today and make a list of activities you could do.</p>	<p>Independently read or listen to reading for 30 minutes.</p>	<p>Write 5 addition and 5 subtraction double digit problems and solve them. ex. $34 + 67$ $87 - 45$</p>
<p>Practice writing your phone number and address. Tell someone these two several times throughout the day.</p>	<p>Set a timer and see how quickly you and a partner can complete a task. Clean a room, fold the laundry, wash the dishes or ??</p>	<p>Collect some snow from outside. Make some into a snowball and leave some loose on a plate. Time how long it takes for each to melt. Compare the times.</p>	<p>Write your schedule for the day and use transition words(first, next, then, finally). Use details and complete sentences.</p>	<p>Identify numbers or practice your addition/subtraction facts using flash cards. If you don't have any, make some!</p>
<p>Design and build a fort. Draw or take a picture of it.</p>	<p>Play a game of tag/hide and seek with the neighbor kids or siblings.</p>	<p>Build a tower. How tall is it? How wide is it? How strong is it? What can you change to make it stronger?</p>	<p>Write a letter to someone. Optional: address an envelope to them.</p>	<p>Ask an adult if you can count, sort and/or identify the coins in their pocket, purse or around the house.</p>
<p>Create a directed drawing of your choice and write a small story about it. (Make sure you have a beginning, middle, and end)</p>	<p>Invent a new way to communicate with someone. Use paper or your hands or whatever you can to get your message through in a new way!</p>	<p>Create something using recycled materials. Notice how many items you were able to repurpose.</p>	<p>Read the story Robin & Stitch 2 times, highlight the dge & tch word patterns. Optional- Draw a picture to illustrate the story.</p>	<p>Create a bar graph to show information. It could be your family's favorite foods, colors, or times they drink water in one day...use your math brain and be creative!</p>

Parent/Guardian Signature: _____

Robin and Stitch

Illustrate the story here:



Robin is walking Stitch the bulldog. They walk to a patch of grass beside a big ditch. Robin tosses a stick and Stitch dashes to fetch it. The stick lands on the edge of the ditch. "Oh no! That is a bad place for the stick to land," thinks Robin.

"Stop Stitch!" she yells. Stitch stops and does not budge. Robin walks up to the edge and grabs the stick. "Good job Stitch! I got your stick. Do you want it back?" Robin tosses the stick and Stitch jumps to catch it.

2nd Grade

eLearning Activities

Board #2

Today will be an e-Learning Day! Your child should select **one** activity from **each letter** in STORM. Then your child should mark the box that was selected when the activity is completed.







Please have your child return this sheet to school no later than 3 days after the no school day with your signature. This is so the school can mark your student as having attended that day. Thank you!

<h1>S</h1> <p>Something Special</p>	<h1>T</h1> <p>Teamwork</p>	<h1>O</h1> <p>Observation</p>	<h1>R</h1> <p>Reading & writing</p>	<h1>M</h1> <p>Math</p>
Watch a show that has Spanish words in it.	Play a board game with someone.	Think about Minnesota. Write down 5 facts that you find interesting or have learned.	Independently read or listen to reading for 30 minutes.	Play Fact War. Split the cards into 2 piles, Each player flips 2 cards over and the player with the greater sum keeps the cards.
Write a self compliment list	Work together to make a snack.	Put a puzzle together.	Make a card for someone. Write a note inside to someone.	Practice your addition/subtraction facts using flash cards. If you don't have any, make some!
Listen to a song that makes you happy. Write why it makes you happy.	Complete 5 Random Acts of Kindness.	Look around your house. Find 5 needs and 5 wants.	Play the Roll and Read of ar/or/ore patterns. Roll, pick a word, and write it 3 times. Choose 10 different words.	Look at a clock 10 different times today and write the times.
Your choice. Write what you did and how it make you feel.	Play Charades. Act out feelings, verbs, and nouns.	Write down 5 places you found on a map.	Read a picture book of your choice. Tell an adult the characters, setting, and the beginning, middle, and end of the story.	Count to 200 or 500 by 5s and 10s. Write as you count.

Parent/Guardian Signature: _____

Roll and Read

Lesson 79: ar /ar/, or ore /or/ review (1)

					
arch	card	more	bark	jar	shore
mart	tore	hard	bore	shark	march
core	smart	born	form	sore	cord
bar	scarf	porch	born	storm	thorn
harsh	pore	sort	score	torn	chore
horse	scorch	store	worn	force	for

1. _____
2. _____
3. _____
4. _____
5. _____
6. _____
7. _____
8. _____
9. _____
10. _____