



Puyallup Online Academy

Grades 6-12
Fall 2023



Report created by
Panorama Education



Summary

Topic Description	Results	Comparison
<p>School Climate</p> <p>Perceptions of the overall social and learning climate of the school.</p>	<p>58%</p> <p>▼ 2</p> <p>since last survey</p>	<p>42% Puyallup School District</p>
<p>School Safety</p> <p>Perceptions of student physical and psychological safety at school.</p>	<p>91%</p> <p>▲ 7</p> <p>since last survey</p>	<p>57% Puyallup School District</p>
<p>Sense of Belonging</p> <p>How much students feel that they are valued members of the school community.</p>	<p>34%</p> <p>▼ 5</p> <p>since last survey</p>	<p>35% Puyallup School District</p>
<p>Teacher-Student Relationships</p> <p>How strong the social connection is between teachers and students within and beyond the classroom.</p>	<p>83%</p> <p>▲ 6</p> <p>since last survey</p>	<p>62% Puyallup School District</p>

73 responses



School Climate

Your average

58%

73 responses

Change

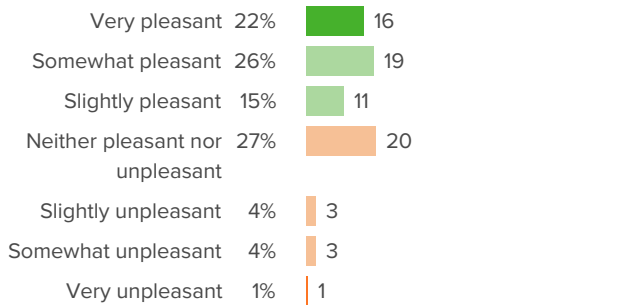
▼ 2

since last survey

District average: **42%** Puyallup School District

How did people respond?

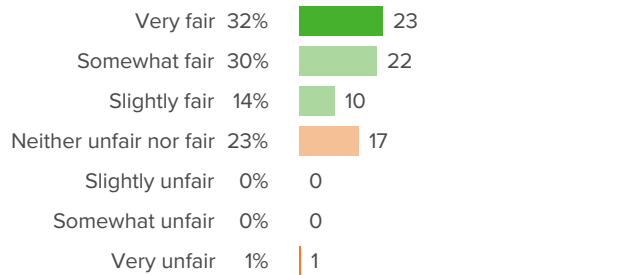
Q.1: How pleasant or unpleasant is the physical space at your school?



▼ 3 from last survey

Favorable: **63%**

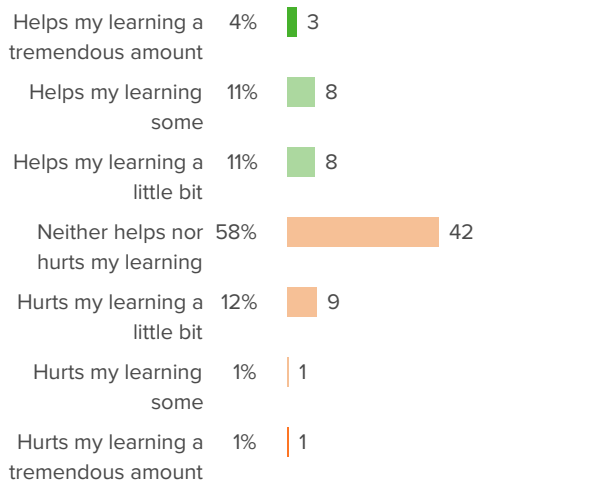
Q.2: How fair or unfair are the rules for the students at this school?



▲ 8 from last survey

Favorable: **75%**

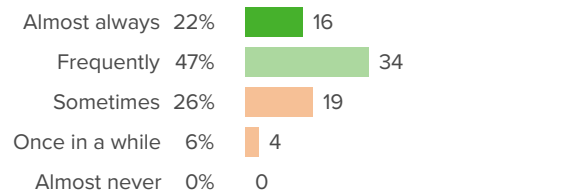
Q.3: At your school, how much does the behavior of other students hurt or help your learning?



▼ 9 from last survey

Favorable: **26%**

Q.4: How often do your teachers seem excited to be teaching your classes?



▼ 2 from last survey

Favorable: **68%**



School Safety

Your average

91%

73 responses

Change

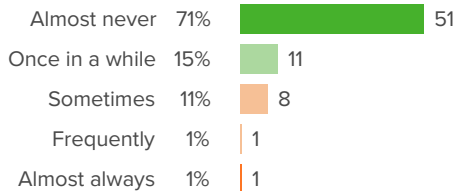
▲ 7

since last survey

District average: **57%** Puyallup School District

How did people respond?

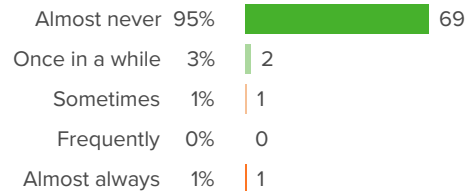
Q.1: How often are people disrespectful to others at your school?



▲ 9 from last survey

Favorable: **86%**

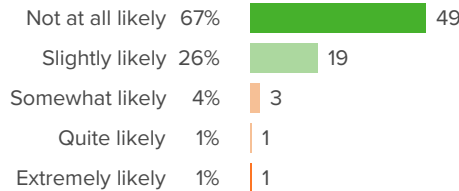
Q.2: How often do students get into physical fights at your school?



▲ 2 from last survey

Favorable: **97%**

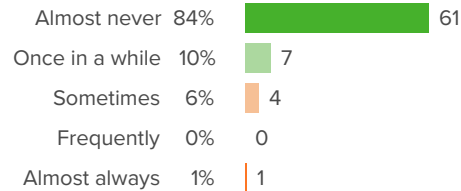
Q.3: How likely is it that someone from your school will bully you online?



▲ 8 from last survey

Favorable: **93%**

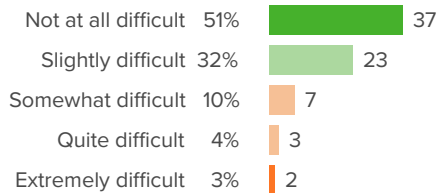
Q.4: How often do you worry about violence at your school?



▲ 6 from last survey

Favorable: **93%**

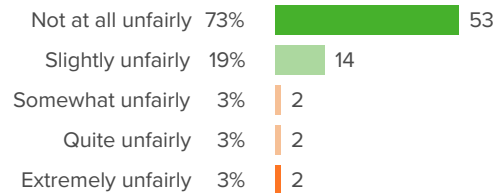
Q.5: If a student is bullied in school, how difficult is it for him/her to get help from an adult?



▲ 9 from last survey

Favorable: **83%**

Q.6: At your school, how unfairly do the adults treat the students?



▲ 4 from last survey

Favorable: **92%**



Sense of Belonging

Your average

34%

73 responses

Change

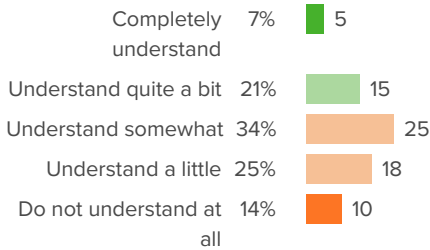
▼ **5**

since last survey

District average: **35%** Puyallup School District

How did people respond?

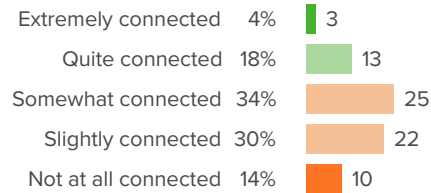
Q.1: How well do people at your school understand you as a person?



▼ **4** from last survey

Favorable: **27%**

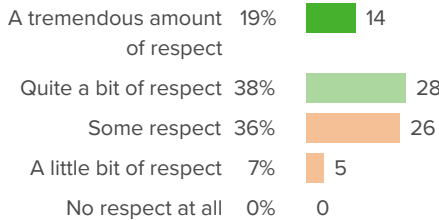
Q.2: How connected do you feel to the adults at your school?



▼ **15** from last survey

Favorable: **22%**

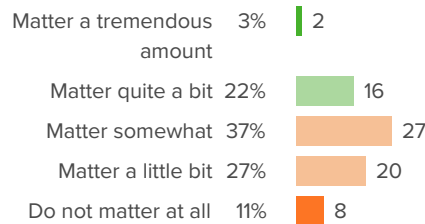
Q.3: How much respect do students in your school show you?



▲ **4** from last survey

Favorable: **58%**

Q.4: How much do you matter to others at this school?

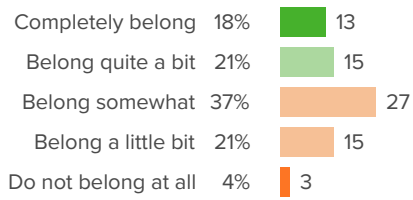


▼ **2** from last survey

Favorable: **25%**



Q.5: Overall, how much do you feel like you belong at your school?



▼ 6 from last survey

Favorable: **38%**



Teacher-Student Relationships

Your average

83%

73 responses

Change

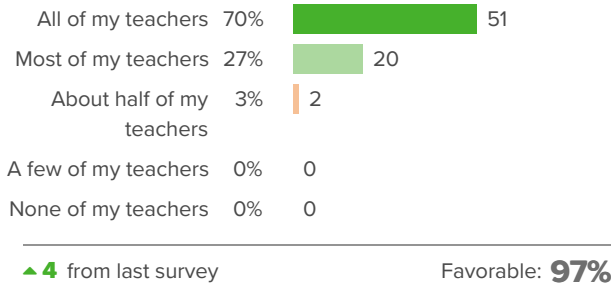
▲ 6

since last survey

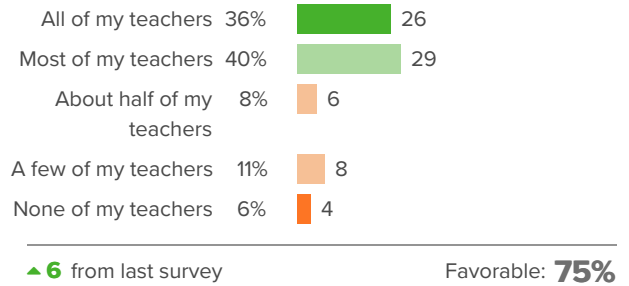
District average: **62%** Puyallup School District

How did people respond?

Q.1: How many of your teachers are respectful towards you?



Q.2: If you walked into class upset, how many of your teachers would be concerned?



Q.3: When your teachers ask how you are doing, how many of them are really interested in your answer?

