



# Puyallup Online Academy

Grades 6-12  
Fall 2023



Report created by  
Panorama Education



# Summary

Topic Description	Results	Comparison
<p><b>Emotion Regulation</b></p> <p>How well students regulate their emotions.</p>	<p><b>42%</b></p> <p>▼ 14</p> <p>since last survey</p>	<p><b>57%</b> Puyallup School District</p>
<p><b>Growth Mindset</b></p> <p>Student perceptions of whether they have the potential to change those factors that are central to their performance in school.</p>	<p><b>55%</b></p> <p>▲ 2</p> <p>since last survey</p>	<p><b>52%</b> Puyallup School District</p>
<p><b>Learning Strategies</b></p> <p>How well students deliberately use strategies to manage their own learning processes generally.</p>	<p><b>39%</b></p> <p>▼ 9</p> <p>since last survey</p>	<p><b>45%</b> Puyallup School District</p>
<p><b>Self-Management</b></p> <p>How well students manage their emotions, thoughts, and behaviors in different situations.</p>	<p><b>82%</b></p> <p>▲ 3</p> <p>since last survey</p>	<p><b>86%</b> Puyallup School District</p>
<p><b>Social Awareness</b></p> <p>How well students consider the perspectives of others and empathize with them.</p>	<p><b>33%</b></p> <p>▼ 7</p> <p>since last survey</p>	<p><b>39%</b> Puyallup School District</p>
<p><b>Supportive Relationships</b></p> <p>How supported students feel through their relationships with friends, family, and adults at school.</p>	<p><b>72%</b></p> <p>0</p> <p>since last survey</p>	<p><b>82%</b> Puyallup School District</p>

75 responses



# Emotion Regulation

Your average

**42%**

75 responses

Change

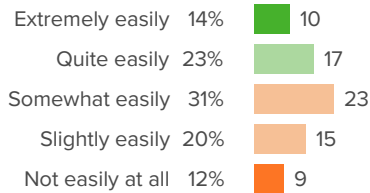
▼ **14**

since last survey

District average: **57%** Puyallup School District

## How did people respond?

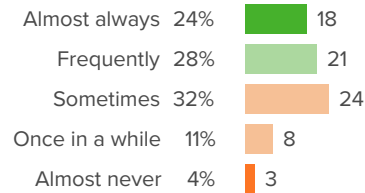
### Q.1: When you are feeling pressured, how easily can you stay in control?



▼ **10** from last survey

Favorable: **36%**

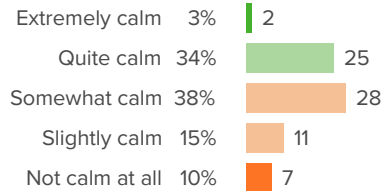
### Q.2: How often are you able to control your emotions when you need to?



▼ **17** from last survey

Favorable: **53%**

### Q.3: When things go wrong for you, how calm are you able to remain?



▼ **15** from last survey

Favorable: **37%**



# Growth Mindset

Your average

**55%**

75 responses

Change

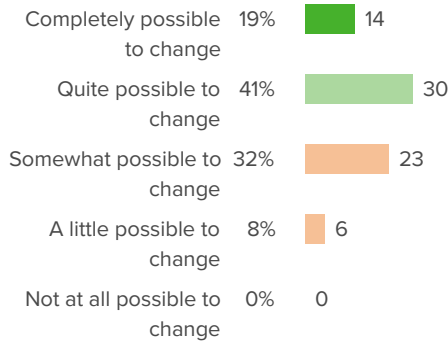
**▲ 2**

since last survey

District average: **52%** Puyallup School District

## How did people respond?

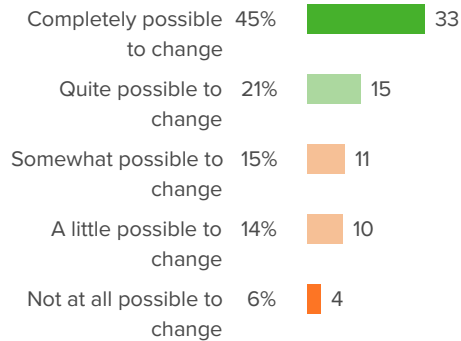
### Q.1: In school, how possible is it for you to change: Putting forth a lot of effort



▲ 3 from last survey

Favorable: **60%**

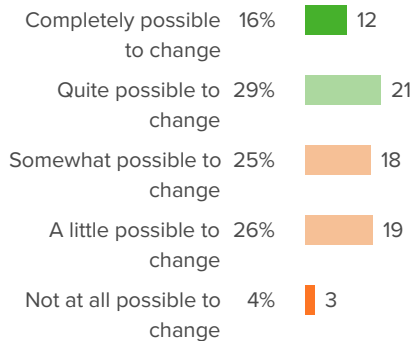
### Q.2: In school, how possible is it for you to change: Behaving well in class



▼ 3 from last survey

Favorable: **66%**

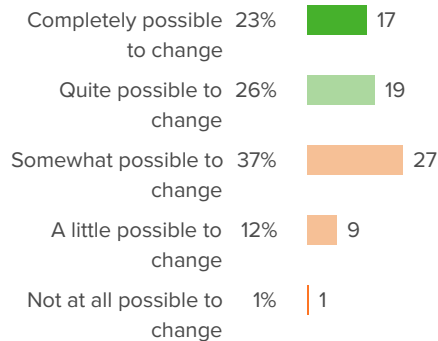
### Q.3: In school, how possible is it for you to change: How easily you give up



▲ 10 from last survey

Favorable: **45%**

### Q.4: In school, how possible is it for you to change: Your level of intelligence



▼ 3 from last survey

Favorable: **49%**



# Learning Strategies

Your average

**39%**

75 responses

Change

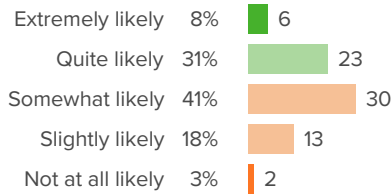
▼ **9**

since last survey

District average: **45%** Puyallup School District

## How did people respond?

**Q.1: When you get stuck while learning something new, how likely are you to try a different strategy?**



▼ **9** from last survey

Favorable: **39%**



# Self-Management

Your average

**82%**

75 responses

Change

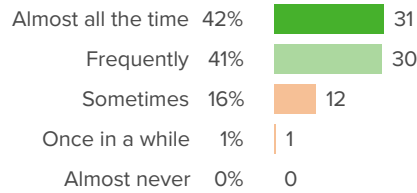
**▲ 3**

since last survey

District average: **86%** Puyallup School District

## How did people respond?

### Q.1: During the past 30 days...How often did you come to class prepared?



▲ 3 from last survey

Favorable: **82%**



# Social Awareness

Your average

**33%**

75 responses

Change

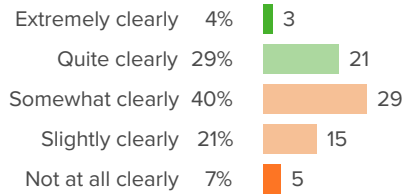
▼ **7**

since last survey

District average: **39%** Puyallup School District

## How did people respond?

**Q.1: During the past 30 days...How clearly were you able to describe your feelings?**



▼ **7** from last survey

Favorable: **33%**



# Supportive Relationships

Your average

**72%**

75 responses

Change

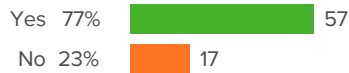
**0**

since last survey

District average: **82%** Puyallup School District

## How did people respond?

**Q.1: Do you have a teacher or other adult from school who you can count on to help you, no matter what?**



▼ **4** from last survey Favorable: **77%**

**Q.2: Do you have a family member or other adult outside of school who you can count on to help you, no matter what?**



▲ **3** from last survey Favorable: **95%**

**Q.3: Do you have a friend from school who you can count on to help you, no matter what?**



▲ **2** from last survey Favorable: **54%**

**Q.4: Do you have a teacher or other adult from school who you can be completely yourself around?**



▲ **4** from last survey Favorable: **66%**

**Q.5: Do you have a family member or other adult outside of school who you can be completely yourself around?**



▼ **3** from last survey Favorable: **84%**

**Q.6: Do you have a friend from school who you can be completely yourself around?**



▼ **1** from last survey Favorable: **56%**