



Puyallup Parent Partnership Program

Grades 6-12
Fall 2023



Report created by
Panorama Education



Summary

Topic Description	Results	Comparison
<p>School Climate</p> <p>Perceptions of the overall social and learning climate of the school.</p>	<p>72%</p> <p>▼7</p> <p>since last survey</p>	<p>42% Puyallup School District</p>
<p>School Safety</p> <p>Perceptions of student physical and psychological safety at school.</p>	<p>92%</p> <p>▼3</p> <p>since last survey</p>	<p>57% Puyallup School District</p>
<p>Sense of Belonging</p> <p>How much students feel that they are valued members of the school community.</p>	<p>46%</p> <p>▼27</p> <p>since last survey</p>	<p>35% Puyallup School District</p>
<p>Teacher-Student Relationships</p> <p>How strong the social connection is between teachers and students within and beyond the classroom.</p>	<p>91%</p> <p>0</p> <p>since last survey</p>	<p>62% Puyallup School District</p>

14 responses



School Climate

Your average

72%

14 responses

Change

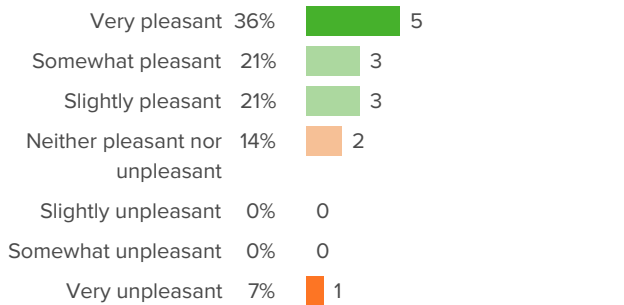
▼ 7

since last survey

District average: **42%** Puyallup School District

How did people respond?

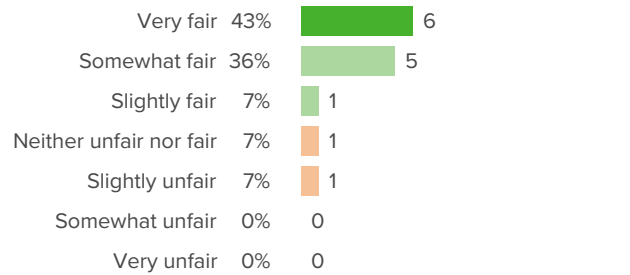
Q.1: How pleasant or unpleasant is the physical space at your school?



▼ 14 from last survey

Favorable: **79%**

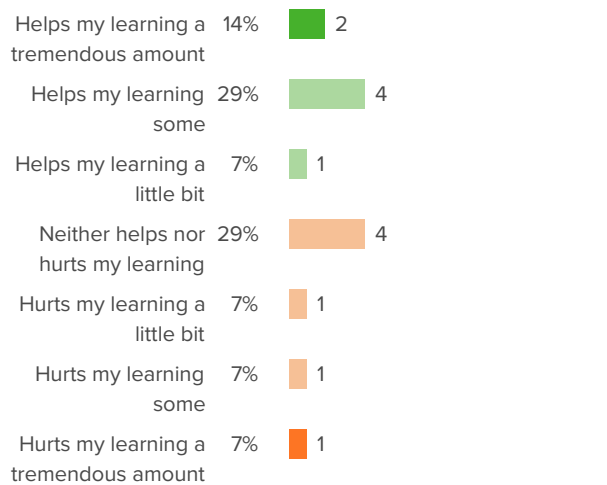
Q.2: How fair or unfair are the rules for the students at this school?



▼ 7 from last survey

Favorable: **86%**

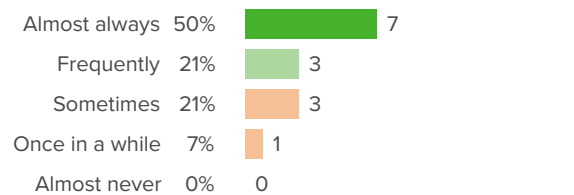
Q.3: At your school, how much does the behavior of other students hurt or help your learning?



▲ 14 from last survey

Favorable: **50%**

Q.4: How often do your teachers seem excited to be teaching your classes?



▼ 22 from last survey

Favorable: **71%**



School Safety

Your average

92%

14 responses

Change

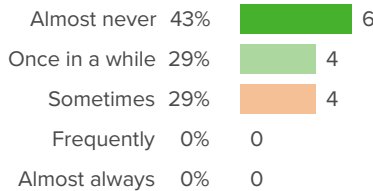
▼ 3

since last survey

District average: **57%** Puyallup School District

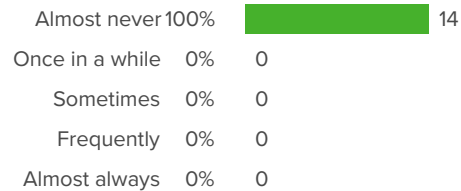
How did people respond?

Q.1: How often are people disrespectful to others at your school?



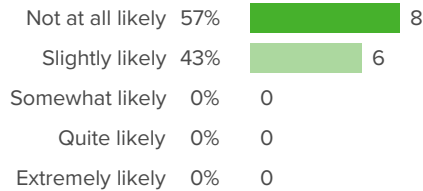
▼ 15 from last survey Favorable: **71%**

Q.2: How often do students get into physical fights at your school?



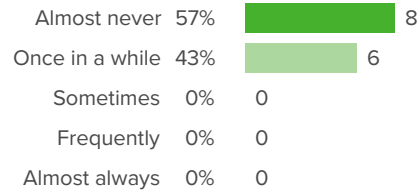
▲ 0 from last survey Favorable: **100%**

Q.3: How likely is it that someone from your school will bully you online?



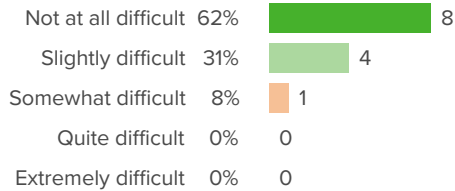
▲ 0 from last survey Favorable: **100%**

Q.4: How often do you worry about violence at your school?



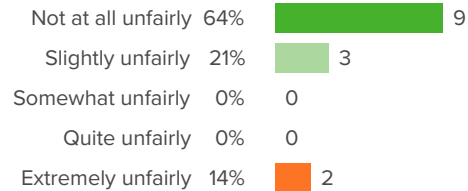
▲ 0 from last survey Favorable: **100%**

Q.5: If a student is bullied in school, how difficult is it for him/her to get help from an adult?



▲ 6 from last survey Favorable: **92%**

Q.6: At your school, how unfairly do the adults treat the students?



▼ 14 from last survey Favorable: **86%**



Sense of Belonging

Your average

46%

14 responses

Change

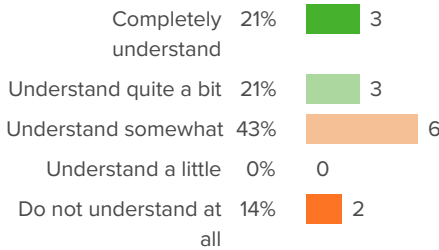
▼ 27

since last survey

District average: **35%** Puyallup School District

How did people respond?

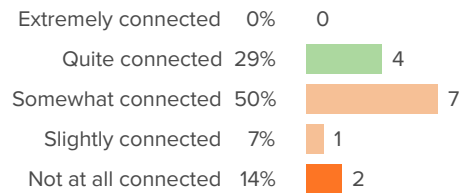
Q.1: How well do people at your school understand you as a person?



▼ **36** from last survey

Favorable: **43%**

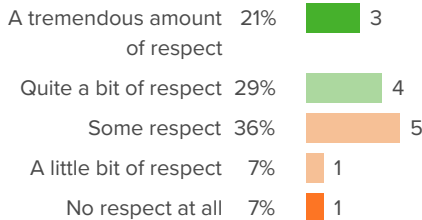
Q.2: How connected do you feel to the adults at your school?



▼ **28** from last survey

Favorable: **29%**

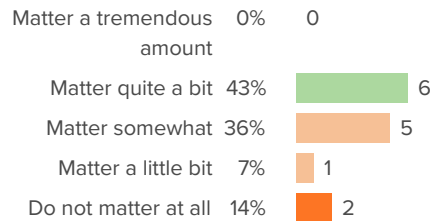
Q.3: How much respect do students in your school show you?



▼ **43** from last survey

Favorable: **50%**

Q.4: How much do you matter to others at this school?

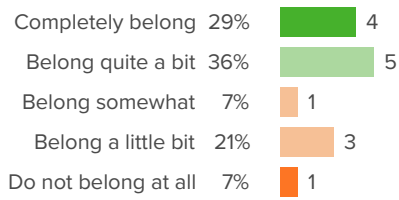


▼ **14** from last survey

Favorable: **43%**



Q.5: Overall, how much do you feel like you belong at your school?



▼ **15** from last survey

Favorable: **64%**



Teacher-Student Relationships

Your average

91%

14 responses

Change

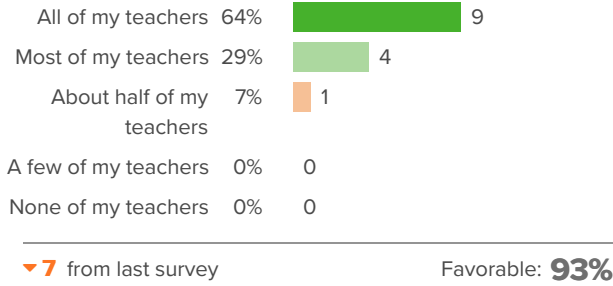
0

since last survey

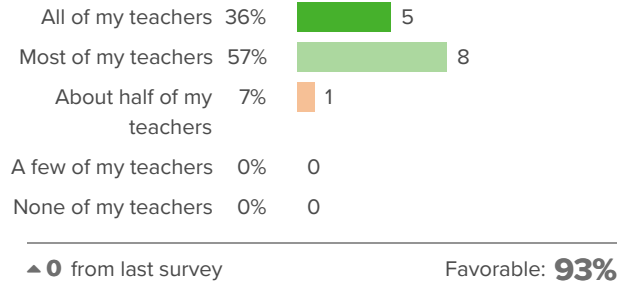
District average: **62%** Puyallup School District

How did people respond?

Q.1: How many of your teachers are respectful towards you?



Q.2: If you walked into class upset, how many of your teachers would be concerned?



Q.3: When your teachers ask how you are doing, how many of them are really interested in your answer?

