



# Puyallup Parent Partnership Program

Grades 3-5  
Fall 2023



Report created by  
Panorama Education



# Summary

Topic Description	Results	Comparison
<p><b>School Climate</b></p> <p>Perceptions of the overall social and learning climate of the school.</p>	<p><b>78%</b></p> <p>▲ 3</p> <p>since last survey</p>	<p><b>58%</b> Puyallup School District</p>
<p><b>School Safety</b></p> <p>Perceptions of student physical and psychological safety at school.</p>	<p><b>88%</b></p> <p>▲ 6</p> <p>since last survey</p>	<p><b>60%</b> Puyallup School District</p>
<p><b>Sense of Belonging</b></p> <p>How much students feel that they are valued members of the school community.</p>	<p><b>72%</b></p> <p>▼ 2</p> <p>since last survey</p>	<p><b>66%</b> Puyallup School District</p>
<p><b>Teacher-Student Relationships</b></p> <p>How strong the social connection is between teachers and students within and beyond the classroom.</p>	<p><b>73%</b></p> <p>▼ 12</p> <p>since last survey</p>	<p><b>76%</b> Puyallup School District</p>

29 responses



# School Climate

Your average

# 78%

29 responses

Change

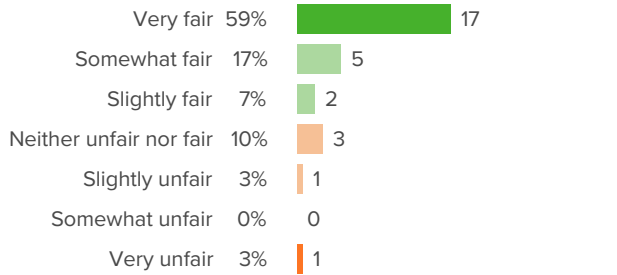
# ▲ 3

since last survey

District average: **58%** Puyallup School District

## How did people respond?

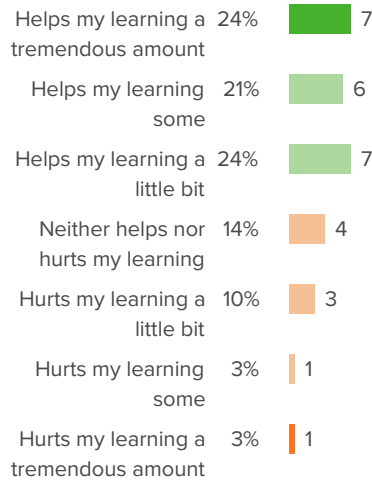
### Q.1: How fair or unfair are the rules for the students at this school?



▲ 1 from last survey

Favorable: **83%**

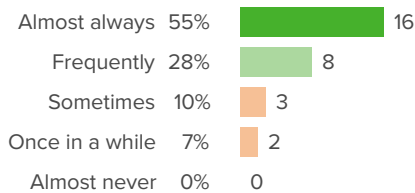
### Q.2: At your school, how much does the behavior of other students hurt or help your learning?



▲ 20 from last survey

Favorable: **69%**

### Q.3: How often do your teachers seem excited to be teaching your classes?



▼ 10 from last survey

Favorable: **83%**



# School Safety

Your average

# 88%

29 responses

Change

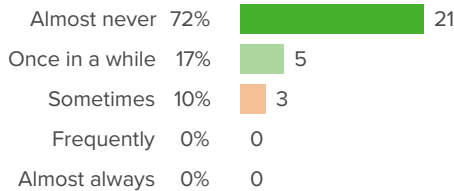
# ▲ 6

since last survey

District average: **60%** Puyallup School District

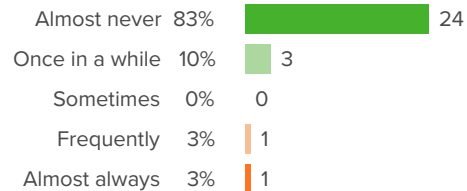
## How did people respond?

### Q.1: How often are people disrespectful to others at your school?



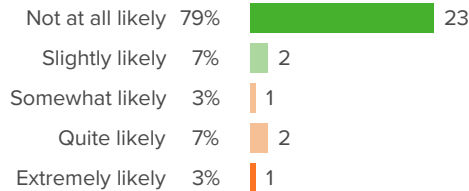
▲ 20 from last survey Favorable: **90%**

### Q.2: How often do students get into physical fights at your school?



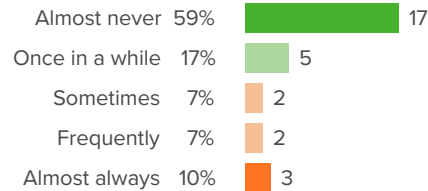
▼ 2 from last survey Favorable: **93%**

### Q.3: How likely is it that someone from your school will bully you online?



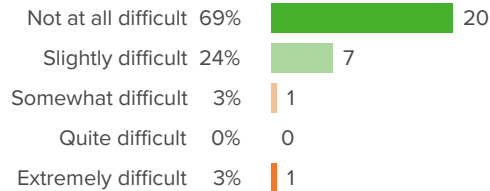
▼ 5 from last survey Favorable: **86%**

### Q.4: How often do you worry about violence at your school?



▼ 3 from last survey Favorable: **76%**

### Q.5: If a student is bullied in school, how difficult is it for him/her to get help from an adult?



▲ 16 from last survey Favorable: **93%**



# Sense of Belonging

Your average

**72%**

29 responses

Change

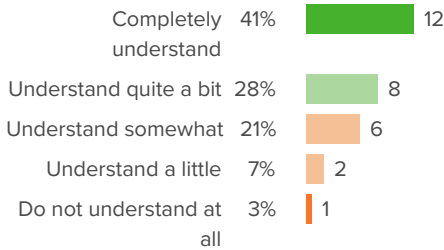
**▼ 2**

since last survey

District average: **66%** Puyallup School District

## How did people respond?

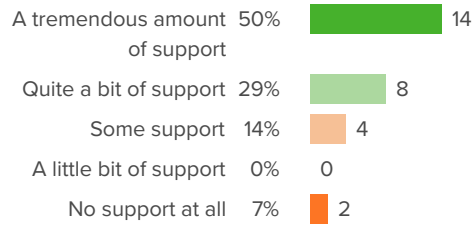
### Q.1: How well do people at your school understand you as a person?



▲ 10 from last survey

Favorable: **69%**

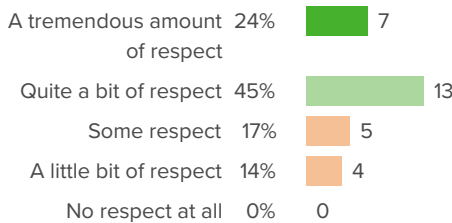
### Q.2: How much support do the adults at your school give you?



▼ 7 from last survey

Favorable: **79%**

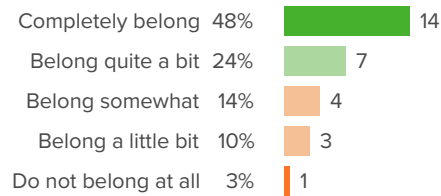
### Q.3: How much respect do students at your school show you?



▲ 1 from last survey

Favorable: **69%**

### Q.4: Overall, how much do you feel like you belong at your school?



▼ 10 from last survey

Favorable: **72%**



# Teacher-Student Relationships

Your average

**73%**

29 responses

Change

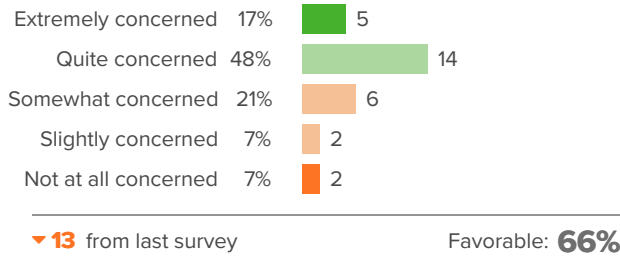
▼ **12**

since last survey

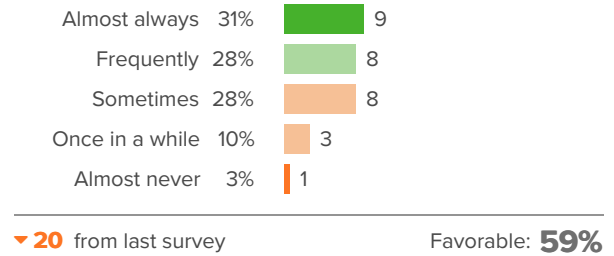
District average: **76%** Puyallup School District

## How did people respond?

### Q.1: If you walked into class upset, how concerned would your teacher be?



### Q.2: When your teacher asks, "How are you?", how often do you feel that your teacher really wants to know your answer?



### Q.3: How respectful is your teacher towards you?

