



Emerald Ridge High School

Grades 6-12
Fall 2023



Report created by
Panorama Education



Summary

Topic Description	Results	Comparison
<p>School Climate</p> <p>Perceptions of the overall social and learning climate of the school.</p>	<p>39%</p> <p>▲2 since last survey</p>	<p>42% Puyallup School District</p>
<p>School Safety</p> <p>Perceptions of student physical and psychological safety at school.</p>	<p>58%</p> <p>0 since last survey</p>	<p>57% Puyallup School District</p>
<p>Sense of Belonging</p> <p>How much students feel that they are valued members of the school community.</p>	<p>30%</p> <p>▲2 since last survey</p>	<p>35% Puyallup School District</p>
<p>Teacher-Student Relationships</p> <p>How strong the social connection is between teachers and students within and beyond the classroom.</p>	<p>56%</p> <p>▲3 since last survey</p>	<p>62% Puyallup School District</p>

915 responses



School Climate

Your average

39%

915 responses

Change

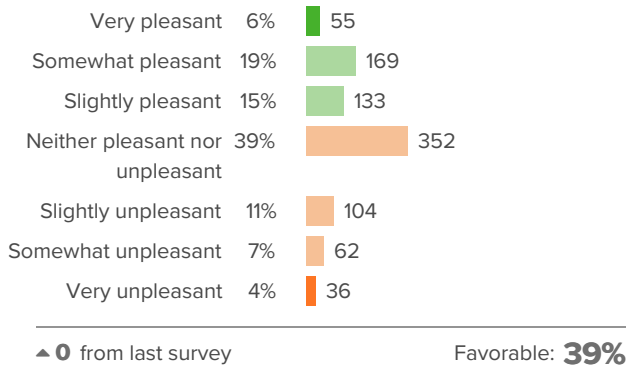
▲ 2

since last survey

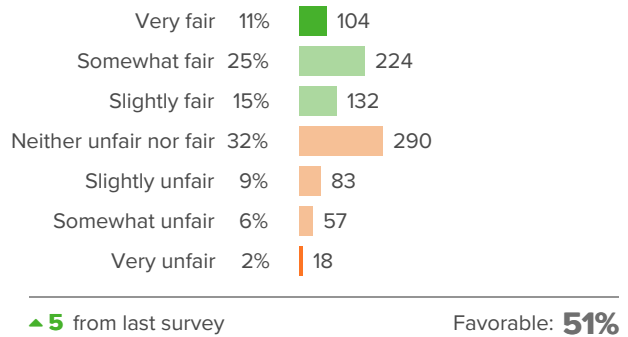
District average: **42%** Puyallup School District

How did people respond?

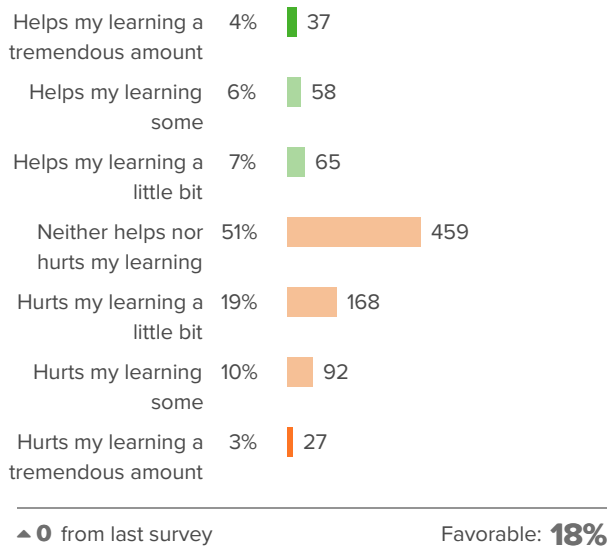
Q.1: How pleasant or unpleasant is the physical space at your school?



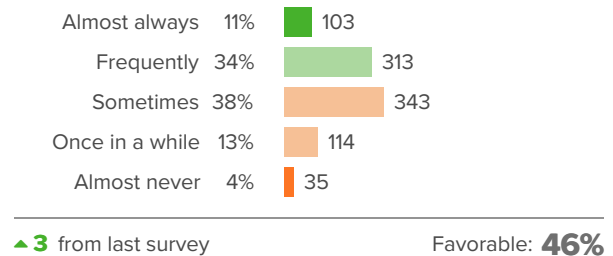
Q.2: How fair or unfair are the rules for the students at this school?



Q.3: At your school, how much does the behavior of other students hurt or help your learning?



Q.4: How often do your teachers seem excited to be teaching your classes?





School Safety

Your average

58%

915 responses

Change

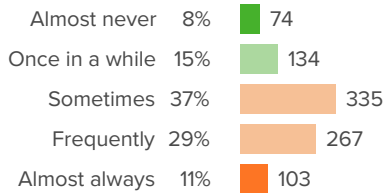
0

since last survey

District average: **57%** Puyallup School District

How did people respond?

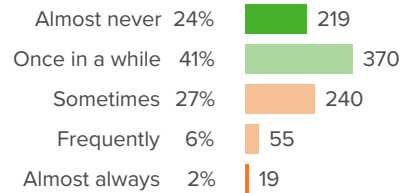
Q.1: How often are people disrespectful to others at your school?



▲ 1 from last survey

Favorable: **23%**

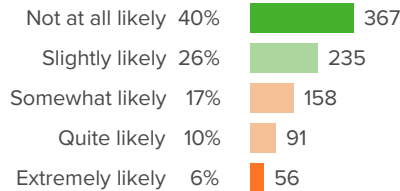
Q.2: How often do students get into physical fights at your school?



▼ 4 from last survey

Favorable: **65%**

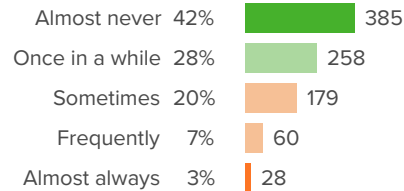
Q.3: How likely is it that someone from your school will bully you online?



▲ 1 from last survey

Favorable: **66%**

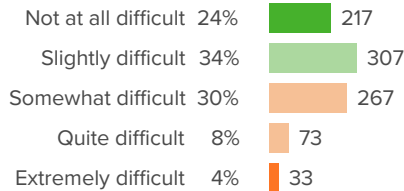
Q.4: How often do you worry about violence at your school?



▼ 2 from last survey

Favorable: **71%**

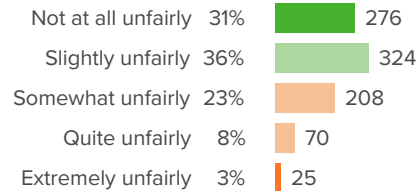
Q.5: If a student is bullied in school, how difficult is it for him/her to get help from an adult?



▲ 6 from last survey

Favorable: **58%**

Q.6: At your school, how unfairly do the adults treat the students?



▲ 2 from last survey

Favorable: **66%**



Sense of Belonging

Your average

30%

915 responses

Change

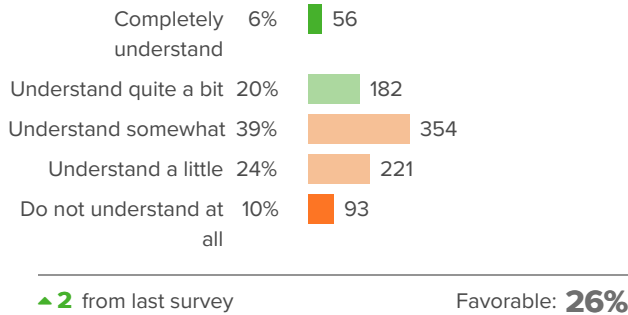
▲ 2

since last survey

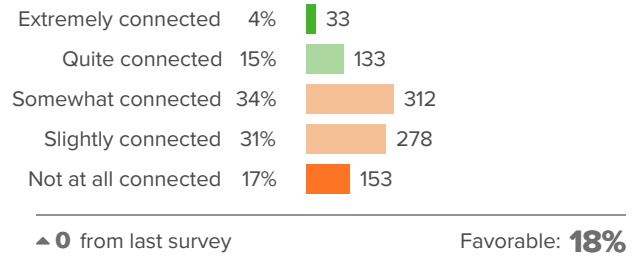
District average: **35%** Puyallup School District

How did people respond?

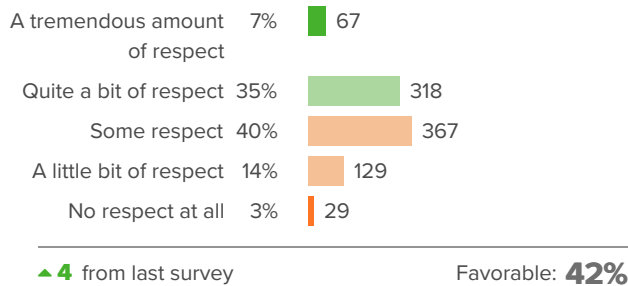
Q.1: How well do people at your school understand you as a person?



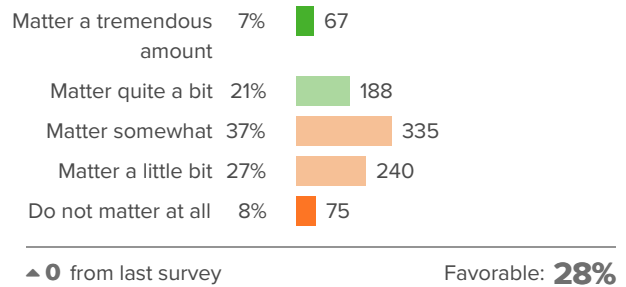
Q.2: How connected do you feel to the adults at your school?



Q.3: How much respect do students in your school show you?

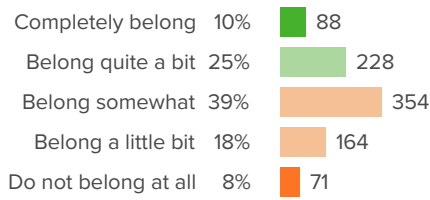


Q.4: How much do you matter to others at this school?





Q.5: Overall, how much do you feel like you belong at your school?



▲ 2 from last survey

Favorable: **35%**



Teacher-Student Relationships

Your average

56%

915 responses

Change

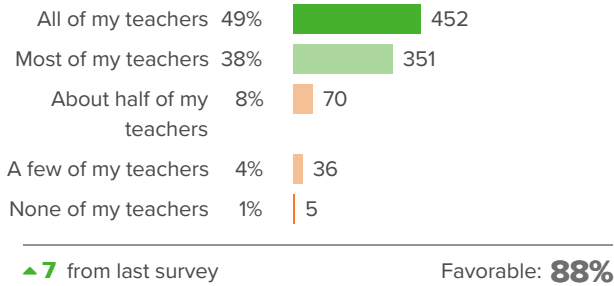
▲ 3

since last survey

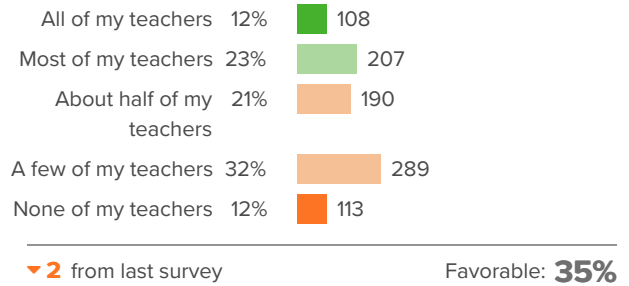
District average: **62%** Puyallup School District

How did people respond?

Q.1: How many of your teachers are respectful towards you?



Q.2: If you walked into class upset, how many of your teachers would be concerned?



Q.3: When your teachers ask how you are doing, how many of them are really interested in your answer?

