



Aylen Junior High

Grades 6-12
Fall 2023



Report created by
Panorama Education



Summary

Topic Description	Results	Comparison
<p>School Climate</p> <p>Perceptions of the overall social and learning climate of the school.</p>	<p>48%</p> <p>▲ 13</p> <p>since last survey</p>	<p>42% Puyallup School District</p>
<p>School Safety</p> <p>Perceptions of student physical and psychological safety at school.</p>	<p>61%</p> <p>▲ 9</p> <p>since last survey</p>	<p>57% Puyallup School District</p>
<p>Sense of Belonging</p> <p>How much students feel that they are valued members of the school community.</p>	<p>42%</p> <p>▲ 10</p> <p>since last survey</p>	<p>35% Puyallup School District</p>
<p>Teacher-Student Relationships</p> <p>How strong the social connection is between teachers and students within and beyond the classroom.</p>	<p>65%</p> <p>▲ 12</p> <p>since last survey</p>	<p>62% Puyallup School District</p>

489 responses



School Climate

Your average

48%

489 responses

Change

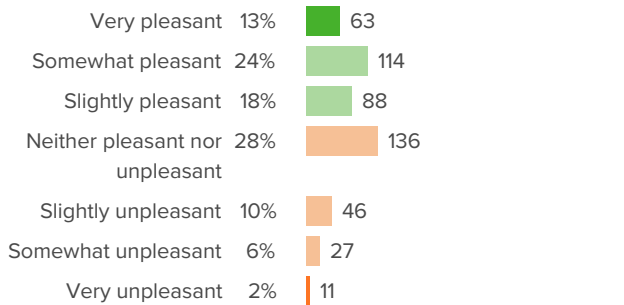
▲ 13

since last survey

District average: **42%** Puyallup School District

How did people respond?

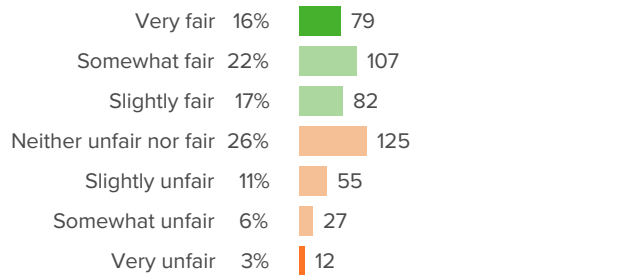
Q.1: How pleasant or unpleasant is the physical space at your school?



▲ 15 from last survey

Favorable: **55%**

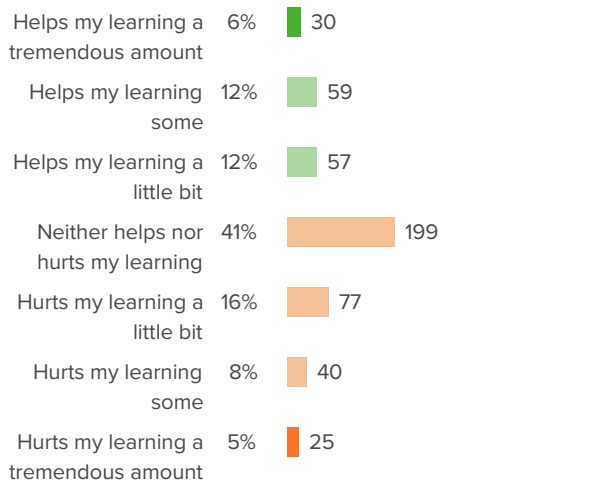
Q.2: How fair or unfair are the rules for the students at this school?



▲ 9 from last survey

Favorable: **55%**

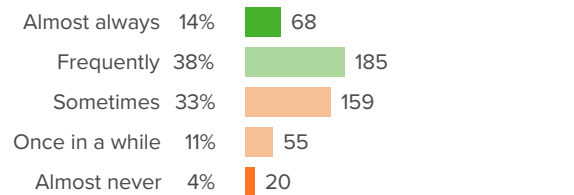
Q.3: At your school, how much does the behavior of other students hurt or help your learning?



▲ 12 from last survey

Favorable: **30%**

Q.4: How often do your teachers seem excited to be teaching your classes?



▲ 16 from last survey

Favorable: **52%**



School Safety

Your average

61%

489 responses

Change

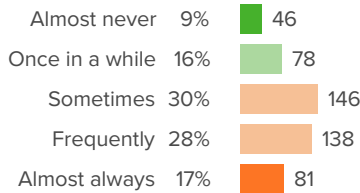
▲ 9

since last survey

District average: **57%** Puyallup School District

How did people respond?

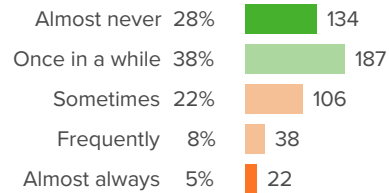
Q.1: How often are people disrespectful to others at your school?



▲ 10 from last survey

Favorable: **25%**

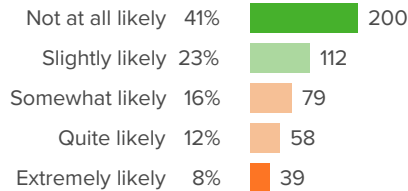
Q.2: How often do students get into physical fights at your school?



▲ 15 from last survey

Favorable: **66%**

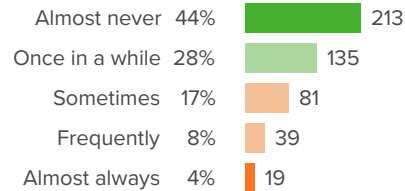
Q.3: How likely is it that someone from your school will bully you online?



▲ 4 from last survey

Favorable: **64%**

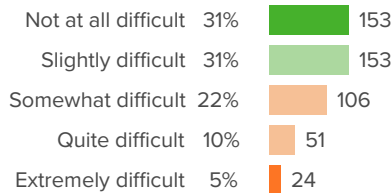
Q.4: How often do you worry about violence at your school?



▲ 3 from last survey

Favorable: **71%**

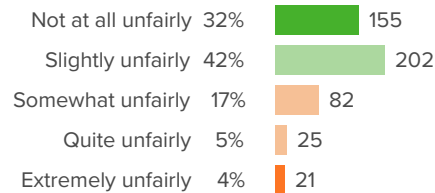
Q.5: If a student is bullied in school, how difficult is it for him/her to get help from an adult?



▲ 6 from last survey

Favorable: **63%**

Q.6: At your school, how unfairly do the adults treat the students?



▲ 15 from last survey

Favorable: **74%**



Sense of Belonging

Your average

42%

489 responses

Change

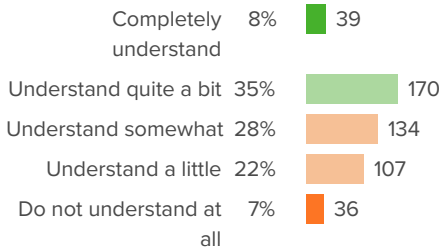
▲ 10

since last survey

District average: **35%** Puyallup School District

How did people respond?

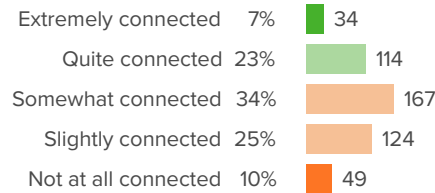
Q.1: How well do people at your school understand you as a person?



▲ 11 from last survey

Favorable: **43%**

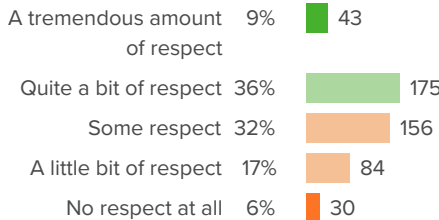
Q.2: How connected do you feel to the adults at your school?



▲ 6 from last survey

Favorable: **30%**

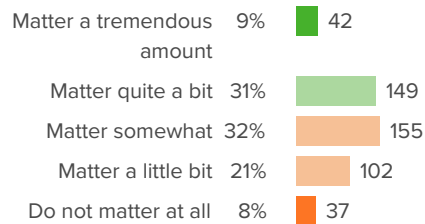
Q.3: How much respect do students in your school show you?



▲ 13 from last survey

Favorable: **45%**

Q.4: How much do you matter to others at this school?

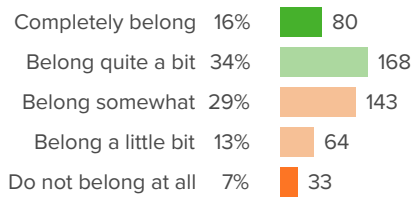


▲ 7 from last survey

Favorable: **39%**



Q.5: Overall, how much do you feel like you belong at your school?



▲ 9 from last survey

Favorable: **51%**



Teacher-Student Relationships

Your average

65%

489 responses

Change

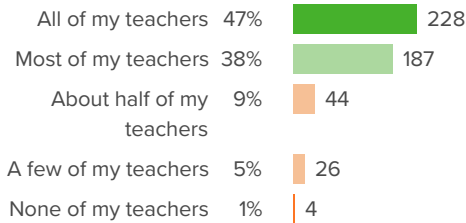
▲ 12

since last survey

District average: **62%** Puyallup School District

How did people respond?

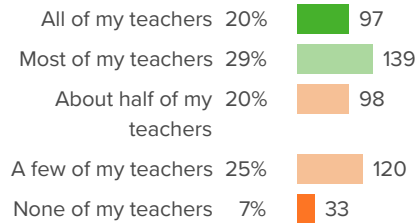
Q.1: How many of your teachers are respectful towards you?



▲ 5 from last survey

Favorable: **85%**

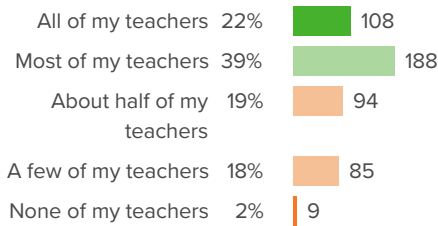
Q.2: If you walked into class upset, how many of your teachers would be concerned?



▲ 12 from last survey

Favorable: **48%**

Q.3: When your teachers ask how you are doing, how many of them are really interested in your answer?



▲ 18 from last survey

Favorable: **61%**