



# Ballou Junior High

Grades 6-12  
Fall 2023



Report created by  
Panorama Education



# Summary

Topic Description	Results	Comparison
<p><b>Emotion Regulation</b></p> <p>How well students regulate their emotions.</p>	<p><b>55%</b></p> <p>▲3 since last survey</p>	<p><b>57%</b> Puyallup School District</p>
<p><b>Growth Mindset</b></p> <p>Student perceptions of whether they have the potential to change those factors that are central to their performance in school.</p>	<p><b>48%</b></p> <p>▲1 since last survey</p>	<p><b>52%</b> Puyallup School District</p>
<p><b>Learning Strategies</b></p> <p>How well students deliberately use strategies to manage their own learning processes generally.</p>	<p><b>41%</b></p> <p>▲1 since last survey</p>	<p><b>45%</b> Puyallup School District</p>
<p><b>Self-Management</b></p> <p>How well students manage their emotions, thoughts, and behaviors in different situations.</p>	<p><b>86%</b></p> <p>▲6 since last survey</p>	<p><b>86%</b> Puyallup School District</p>
<p><b>Social Awareness</b></p> <p>How well students consider the perspectives of others and empathize with them.</p>	<p><b>38%</b></p> <p>▲6 since last survey</p>	<p><b>39%</b> Puyallup School District</p>
<p><b>Supportive Relationships</b></p> <p>How supported students feel through their relationships with friends, family, and adults at school.</p>	<p><b>83%</b></p> <p>▲1 since last survey</p>	<p><b>82%</b> Puyallup School District</p>

744 responses



# Emotion Regulation

Your average

**55%**

744 responses

Change

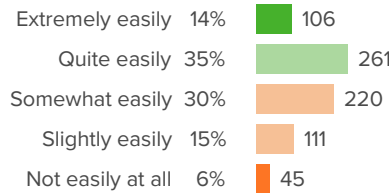
**▲ 3**

since last survey

District average: **57%** Puyallup School District

## How did people respond?

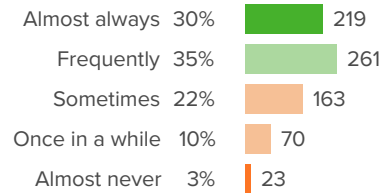
### Q.1: When you are feeling pressured, how easily can you stay in control?



▲ 5 from last survey

Favorable: **49%**

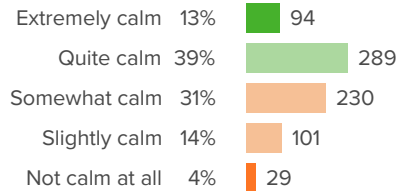
### Q.2: How often are you able to control your emotions when you need to?



▲ 3 from last survey

Favorable: **65%**

### Q.3: When things go wrong for you, how calm are you able to remain?



▲ 3 from last survey

Favorable: **52%**



# Growth Mindset

Your average

**48%**

744 responses

Change

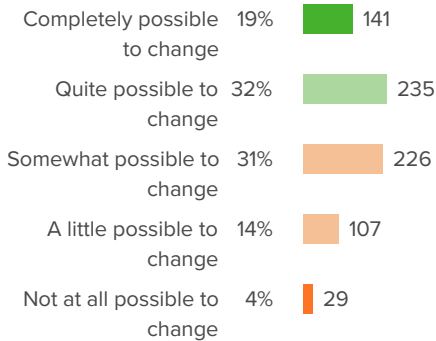
**▲ 1**

since last survey

District average: **52%** Puyallup School District

## How did people respond?

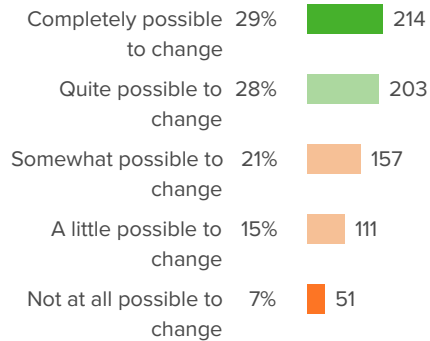
### Q.1: In school, how possible is it for you to change: Putting forth a lot of effort



▲ 1 from last survey

Favorable: **51%**

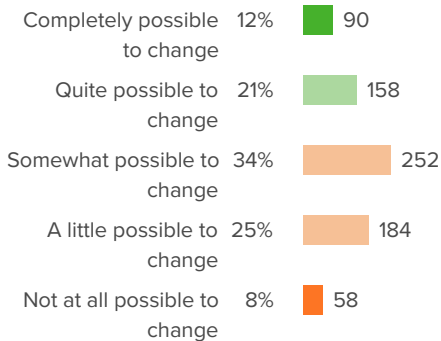
### Q.2: In school, how possible is it for you to change: Behaving well in class



▲ 2 from last survey

Favorable: **57%**

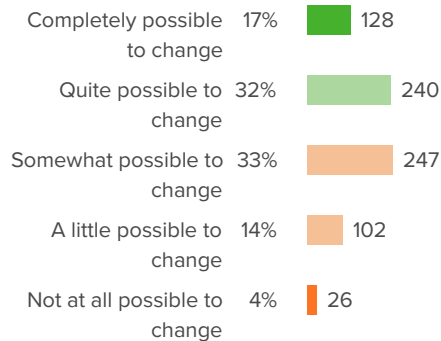
### Q.3: In school, how possible is it for you to change: How easily you give up



▼ 2 from last survey

Favorable: **33%**

### Q.4: In school, how possible is it for you to change: Your level of intelligence



▲ 4 from last survey

Favorable: **50%**



# Learning Strategies

Your average

**41%**

744 responses

Change

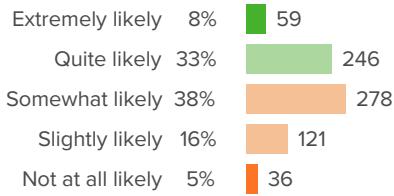
**▲ 1**

since last survey

District average: **45%** Puyallup School District

## How did people respond?

**Q.1: When you get stuck while learning something new, how likely are you to try a different strategy?**



▲ 1 from last survey

Favorable: **41%**



# Self-Management

Your average

**86%**

744 responses

Change

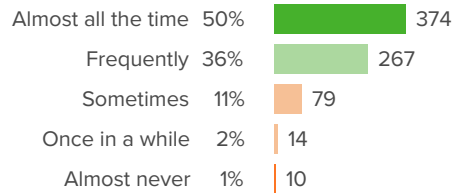
**▲ 6**

since last survey

District average: **86%** Puyallup School District

## How did people respond?

### Q.1: During the past 30 days...How often did you come to class prepared?



▲ 6 from last survey

Favorable: **86%**



# Social Awareness

Your average

**38%**

744 responses

Change

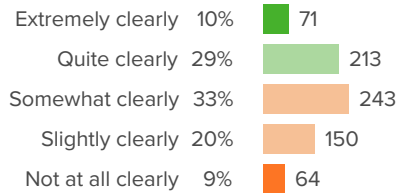
**▲ 6**

since last survey

District average: **39%** Puyallup School District

## How did people respond?

**Q.1: During the past 30 days...How clearly were you able to describe your feelings?**



▲ 6 from last survey

Favorable: **38%**



# Supportive Relationships

Your average

**83%**

744 responses

Change

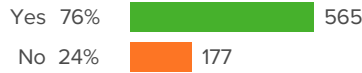
**▲ 1**

since last survey

District average: **82%** Puyallup School District

## How did people respond?

**Q.1: Do you have a teacher or other adult from school who you can count on to help you, no matter what?**



▲ 3 from last survey

Favorable: **76%**

**Q.2: Do you have a family member or other adult outside of school who you can count on to help you, no matter what?**



▲ 4 from last survey

Favorable: **92%**

**Q.3: Do you have a friend from school who you can count on to help you, no matter what?**



▲ 0 from last survey

Favorable: **86%**

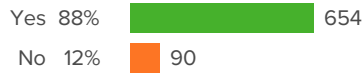
**Q.4: Do you have a teacher or other adult from school who you can be completely yourself around?**



▼ 1 from last survey

Favorable: **65%**

**Q.5: Do you have a family member or other adult outside of school who you can be completely yourself around?**



▲ 1 from last survey

Favorable: **88%**

**Q.6: Do you have a friend from school who you can be completely yourself around?**



▲ 1 from last survey

Favorable: **92%**