



Brouillet Elementary

Grades 3-5
Fall 2023



Report created by
Panorama Education



Summary

Topic Description	Results	Comparison
<p>School Climate</p> <p>Perceptions of the overall social and learning climate of the school.</p>	<p>49%</p> <p>▲1</p> <p>since last survey</p>	<p>58% Puyallup School District</p>
<p>School Safety</p> <p>Perceptions of student physical and psychological safety at school.</p>	<p>59%</p> <p>▲3</p> <p>since last survey</p>	<p>60% Puyallup School District</p>
<p>Sense of Belonging</p> <p>How much students feel that they are valued members of the school community.</p>	<p>64%</p> <p>▼2</p> <p>since last survey</p>	<p>66% Puyallup School District</p>
<p>Teacher-Student Relationships</p> <p>How strong the social connection is between teachers and students within and beyond the classroom.</p>	<p>73%</p> <p>▼5</p> <p>since last survey</p>	<p>76% Puyallup School District</p>

225 responses



School Climate

Your average

49%

225 responses

Change

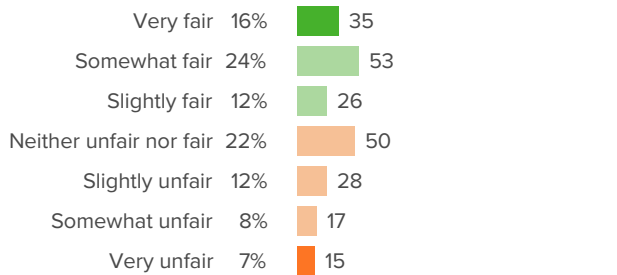
▲ 1

since last survey

District average: **58%** Puyallup School District

How did people respond?

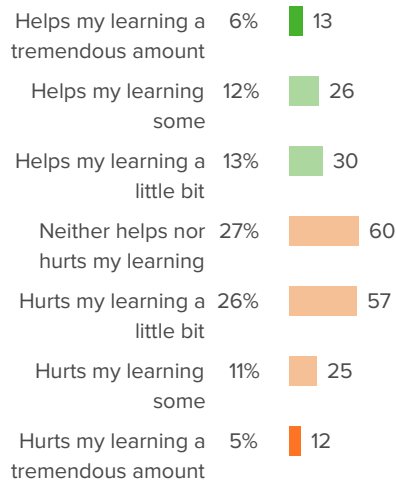
Q.1: How fair or unfair are the rules for the students at this school?



▲ 1 from last survey

Favorable: **51%**

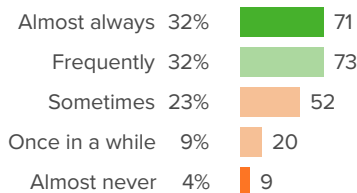
Q.2: At your school, how much does the behavior of other students hurt or help your learning?



▼ 1 from last survey

Favorable: **31%**

Q.3: How often do your teachers seem excited to be teaching your classes?



▲ 3 from last survey

Favorable: **64%**



School Safety

Your average

59%

225 responses

Change

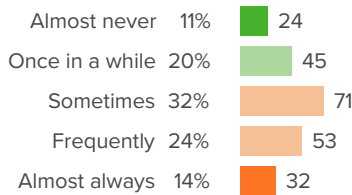
▲ 3

since last survey

District average: **60%** Puyallup School District

How did people respond?

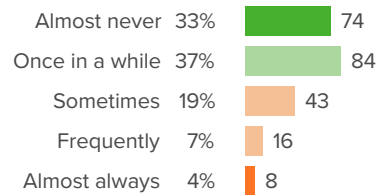
Q.1: How often are people disrespectful to others at your school?



▲ 6 from last survey

Favorable: **31%**

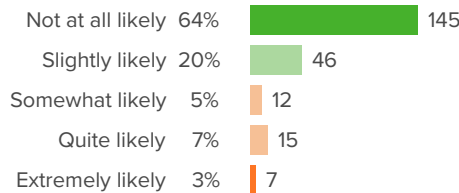
Q.2: How often do students get into physical fights at your school?



▲ 10 from last survey

Favorable: **70%**

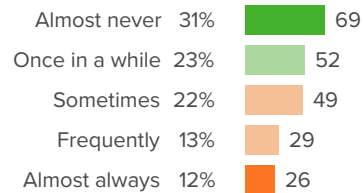
Q.3: How likely is it that someone from your school will bully you online?



▲ 6 from last survey

Favorable: **85%**

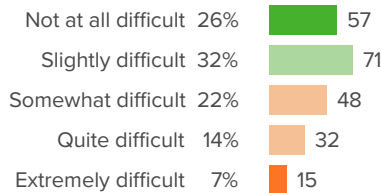
Q.4: How often do you worry about violence at your school?



▲ 1 from last survey

Favorable: **54%**

Q.5: If a student is bullied in school, how difficult is it for him/her to get help from an adult?



▼ 6 from last survey

Favorable: **57%**



Sense of Belonging

Your average

64%

225 responses

Change

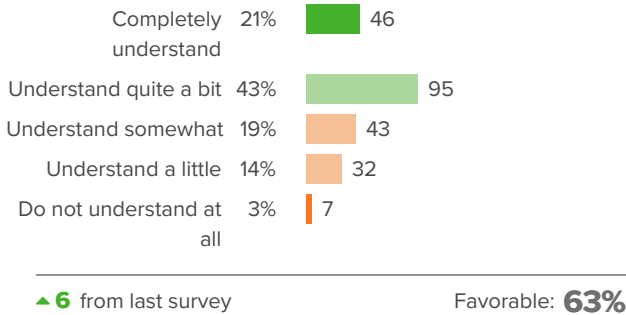
▼ 2

since last survey

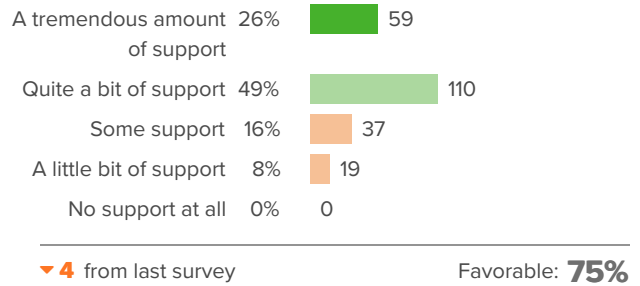
District average: **66%** Puyallup School District

How did people respond?

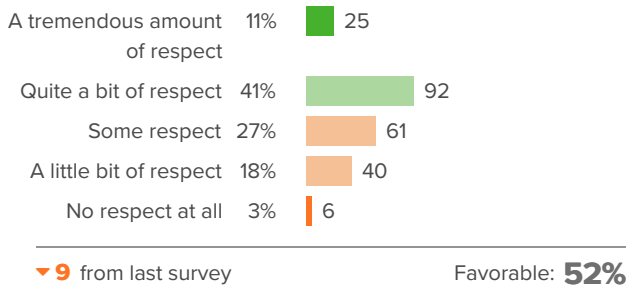
Q.1: How well do people at your school understand you as a person?



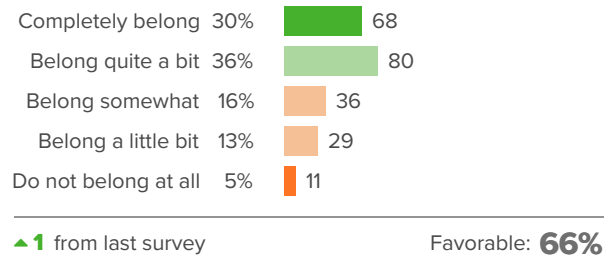
Q.2: How much support do the adults at your school give you?



Q.3: How much respect do students at your school show you?



Q.4: Overall, how much do you feel like you belong at your school?





Teacher-Student Relationships

Your average

73%

225 responses

Change

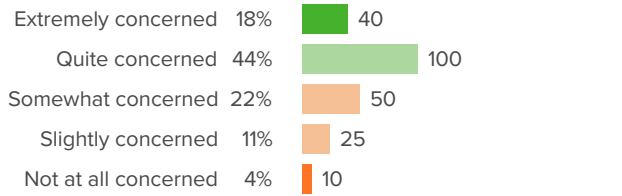
▼ 5

since last survey

District average: **76%** Puyallup School District

How did people respond?

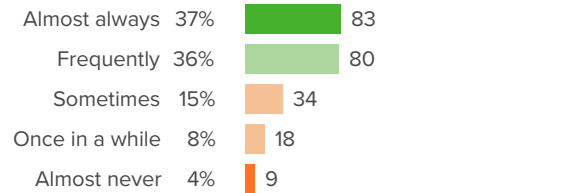
Q.1: If you walked into class upset, how concerned would your teacher be?



▼ 9 from last survey

Favorable: **62%**

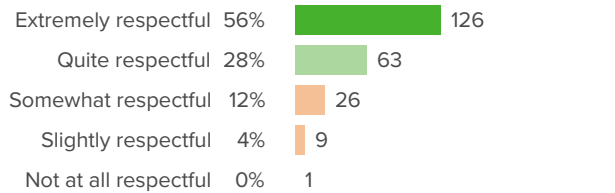
Q.2: When your teacher asks, "How are you?", how often do you feel that your teacher really wants to know your answer?



▲ 1 from last survey

Favorable: **73%**

Q.3: How respectful is your teacher towards you?



▼ 6 from last survey

Favorable: **84%**