



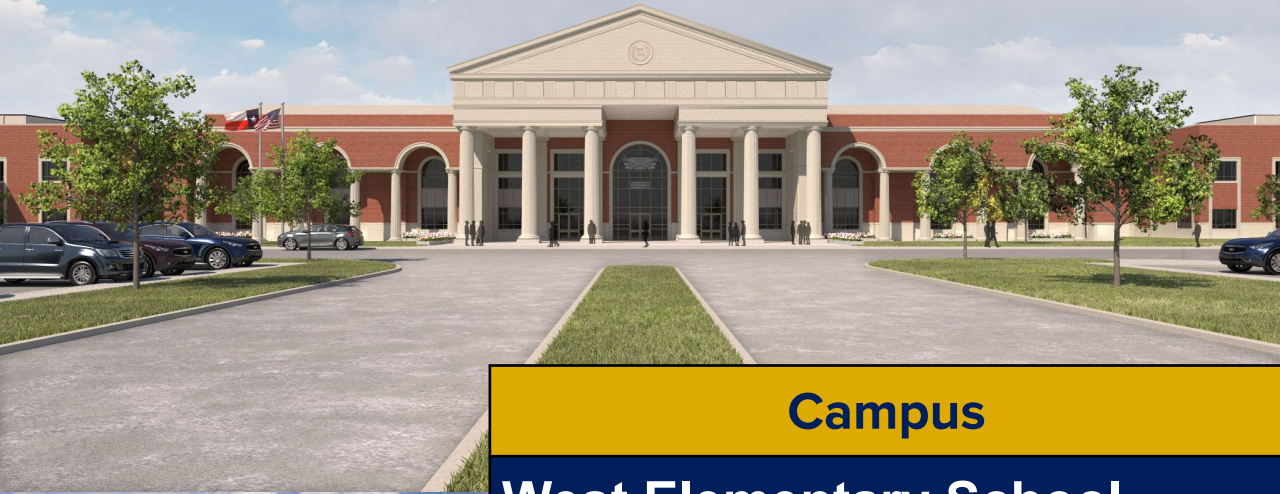
**School Board Workshop Meeting**  
**January 8, 2024**

# Tomball ISD: A Fast-Growth District

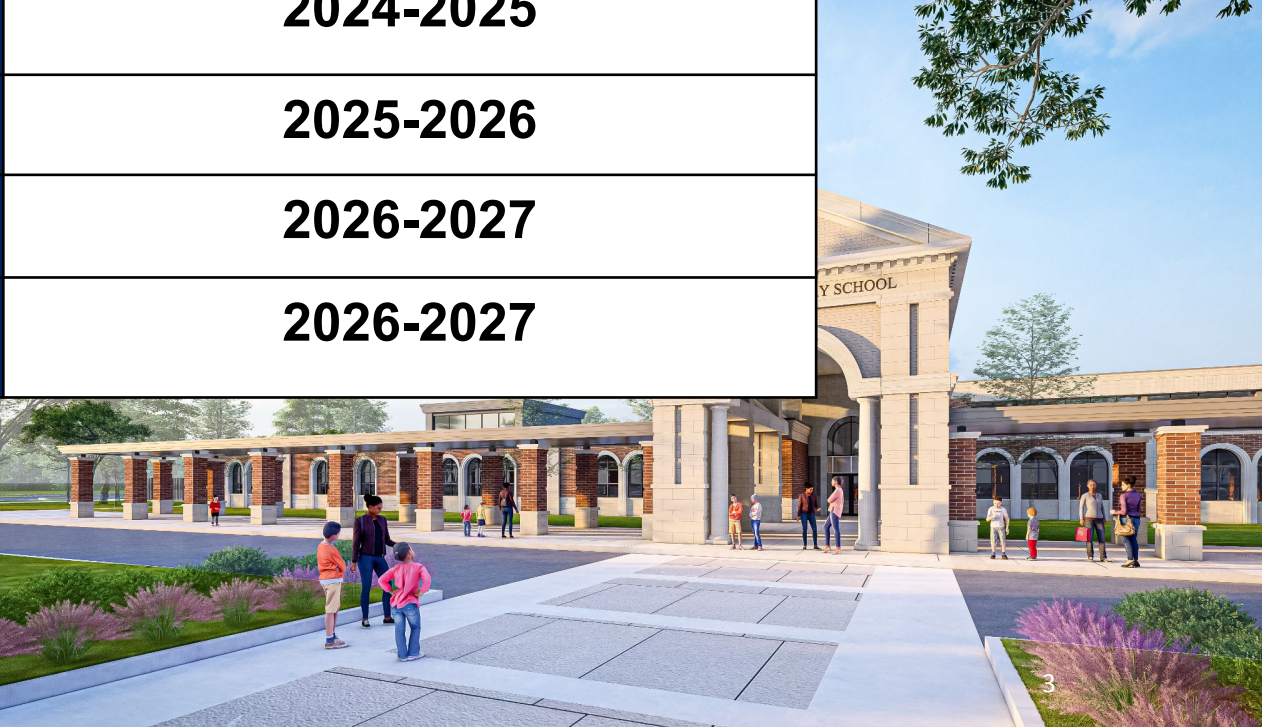


**1908: 12-15 students enrolled - there are currently over 22,306 students enrolled today!**

# Bond 2021



| Campus                   | School Year |
|--------------------------|-------------|
| West Elementary School   | 2024-2025   |
| West Intermediate School | 2025-2026   |
| CPJHS Addition           | 2026-2027   |
| Tomball West High School | 2026-2027   |



# Attendance Boundary Adjustment Policy

## FC(LOCAL):

- *The District is committed to a student-centered approach when establishing school attendance boundaries with the goal of fostering the education success of all students.*
- *If changes to attendance boundaries are to be considered or recommended to the Board, the administration shall develop a rezoning plan, including maps, five-year enrollment projections, building capacities, and student composition and numbers for the Board's consideration and approval.*

*During development of the rezoning plan, the administration shall gather feedback from the public through meetings, emails, surveys, or other means determined appropriate by the administration.*

**This policy allows for flexibility and customization of the process depending on differing factors in place at the time adjustments are needed.**

# DZR Guideposts

Embedded in policy FC(LOCAL) are guideposts or guiding principles to provide parameters for how decisions are made to ensure that decisions are based on data and District priorities:

**Family & student impact:** consider the impact that changing attendance zones will have on families

**Optimize space:** efficient use of building capacity to reduce overcrowding and under utilization

**Neighborhood unity:** make best effort to keep subdivisions together

**Natural lines:** use natural boundary lines when possible

**Growth:** best effort will be made to plan for future development so that zones do not have to be reconsidered between scheduled campus openings

**Transportation Cost & Efficiency:** bus routes should be as efficient as possible, giving consideration to minimizing ride times

# Goals of DZR Process

**There were three very important goals guiding the entire DZR process:**

- Provide our community ample opportunity for involvement and feedback in order to provide a foundation for the work
- Provide transparency throughout the process with a [DZR webpage](#), frequent email communications, and video recordings of meetings
- Create new attendance boundaries that promote the best interest of all District students.

**A big THANK YOU to the DZR Committee and Tomball ISD community that has been engaged and active in providing us feedback throughout the District Zone Reset process**



# Demographics Review

- Tomball ISD partners with Zonda Education, formerly Templeton Demographics, to provide demographic data to project growth and enrollment in the District
- Demographic projections are one data point used in the rezoning process
  - Often it's one of the most criticized data points
- October to October projections based on our snapshot or PEIMS data
  - Projections are strong within 5 years
  - After 5 years, there are many factors and unknowns that could impact projections
- Annual review of data and accuracy by Tomball ISD staff
  - Zonda has been within target percentage range for accuracy
    - Within 1% District wide and within 5% for campuses

# Demographics Review

- In response to community feedback and Board request, during the 2022-23 school year, Tomball ISD did explore services from a new demographic company
- We decided to continue our partnership with Zonda Education
  - Confidence in accuracy
  - Value of demographic services
  - Exceptional customer service and responsiveness
- Thank you to Rocky Gardiner and Matthew Cluck for their work and participation in the District Zone Reset process



# TOMBALL ISD

## Current Elementary Forecast Report

| SCHOOL           | CAPACITY     | 2024/25      | 2025/26      | 2026/27      | 2027/28      | 2028/29      | 2029/30      | 2030/31      |
|------------------|--------------|--------------|--------------|--------------|--------------|--------------|--------------|--------------|
| CANYON POINTE    | 866          | 761          | 758          | 730          | 740          | 740          | 749          | 757          |
| CREEKSIDE FOREST | 714          | 566          | 559          | 556          | 559          | 553          | 561          | 566          |
| CREEKVIEW        | 920          | 754          | 714          | 687          | 677          | 700          | 709          | 727          |
| DECKER PRAIRIE   | 888          | 748          | 806          | 851          | 949          | 1,003        | 997          | 1,008        |
| GRAND OAKS       | 1,000        | 1,059        | 1,130        | 1,198        | 1,312        | 1,424        | 1,523        | 1,631        |
| LAKEWOOD         | 886          | 732          | 721          | 720          | 720          | 733          | 741          | 745          |
| ROSEHILL         | 866          | 697          | 724          | 747          | 788          | 821          | 834          | 841          |
| TIMBER CREEK     | 920          | 811          | 827          | 838          | 841          | 855          | 853          | 853          |
| TOMBALL          | 866          | 785          | 812          | 814          | 844          | 876          | 908          | 940          |
| WILDWOOD         | 920          | 856          | 860          | 855          | 868          | 875          | 888          | 897          |
| WILLOW CREEK     | 866          | 691          | 689          | 668          | 655          | 684          | 696          | 702          |
| <b>TOTAL</b>     | <b>9,712</b> | <b>8,460</b> | <b>8,600</b> | <b>8,664</b> | <b>8,953</b> | <b>9,264</b> | <b>9,459</b> | <b>9,667</b> |

**\*\*Reflects an aligned K-4 Elementary configuration**

**Current K-5 enrollment:**

**CES: 918**

**CFES: 702**

**TCES: 967**

# TOMBALL ISD

## Current Intermediate School Forecast Report (5-6)

| SCHOOL                  | CAPACITY     | 2024/25      | 2025/26      | 2026/27      | 2027/28      | 2028/29      | 2029/30      | 2030/31      |
|-------------------------|--------------|--------------|--------------|--------------|--------------|--------------|--------------|--------------|
| CREEKSIDE 5th/CPJHS 6th |              | 887          | 942          | 953          | 963          | 928          | 896          | 896          |
| NORTHPOINTE             | 980          | 760          | 737          | 723          | 729          | 687          | 652          | 684          |
| OAKCREST                | 920          | 835          | 877          | 936          | 911          | 906          | 985          | 999          |
| TOMBALL                 | 975          | 1,181        | 1,235        | 1,330        | 1,360        | 1,386        | 1,522        | 1,587        |
| <b>TOTAL</b>            | <b>2,875</b> | <b>3,663</b> | <b>3,791</b> | <b>3,942</b> | <b>3,963</b> | <b>3,907</b> | <b>4,055</b> | <b>4,166</b> |

- Reflects an aligned 5-6 grade Intermediate configuration
- West Intermediate is not reflected because there is no zone created yet to attribute students to that campus
- Note the intermediate enrollment exceeds the intermediate capacity, signaling the need for West Intermediate & Creekside 5th/CPJHS 6th

# TOMBALL ISD

## Current Junior High Forecast Report

| SCHOOL         | CAPACITY     | 2024/25      | 2025/26      | 2026/27      | 2027/28      | 2028/29      | 2029/30      | 2030/31      |
|----------------|--------------|--------------|--------------|--------------|--------------|--------------|--------------|--------------|
| CREEKSIDE PARK | 1,500        | 792          | 844          | 902          | 942          | 959          | 973          | 932          |
| GRAND LAKES    | 1,500        | 1,015        | 1,048        | 1,086        | 1,134        | 1,196        | 1,183        | 1,189        |
| TOMBALL        | 1,118        | 959          | 1,039        | 1,150        | 1,205        | 1,308        | 1,315        | 1,339        |
| WILLOW WOOD    | 1,264        | 891          | 914          | 872          | 854          | 838          | 844          | 789          |
| <b>TOTAL</b>   | <b>5,382</b> | <b>3,657</b> | <b>3,845</b> | <b>4,010</b> | <b>4,135</b> | <b>4,301</b> | <b>4,315</b> | <b>4,249</b> |

- Reflects an aligned 7-8 Junior High configuration
- Current CPJHS enrollment is 1174:
  - add approximately 500 students per year for projected 6-8 grade forecasting

# TOMBALL ISD






## Current High School Forecast Report

| SCHOOL       | CAPACITY     | 2024/25      | 2025/26      | 2026/27      | 2027/28      | 2028/29      | 2029/30      | 2030/31      |
|--------------|--------------|--------------|--------------|--------------|--------------|--------------|--------------|--------------|
| MEMORIAL     | 3,000        | 3,272        | 3,386        | 3,536        | 3,661        | 3,727        | 3,736        | 3,646        |
| TOMBALL      | 3,628        | 3,231        | 3,473        | 3,638        | 3,871        | 4,171        | 4,394        | 4,698        |
| <b>TOTAL</b> | <b>6,628</b> | <b>6,503</b> | <b>6,859</b> | <b>7,174</b> | <b>7,532</b> | <b>7,898</b> | <b>8,130</b> | <b>8,344</b> |





- Keep in mind that Tomball West High School will only open with 9th and 10th grade initially
- Full grade level configuration will be achieved during the 2028-29 school year



# District Zone Reset Process Recap

| Date  | Event Details  |
|---|--|
| <p><b>October 10, 2023</b></p>              | <p><b>District Zone Reset Report to School Board during October Board meeting</b></p> <ul style="list-style-type: none"> <li>● Email to community about the DZR process</li> <li>● Application open for participation on the rezoning committee</li> </ul> <p style="text-align: right;"></p>   |
| <p><b>October 11-22, 2023</b></p>           | <p><b>ThoughtExchange window for initial community feedback:</b></p> <ul style="list-style-type: none"> <li>● <i>What are important factors, thoughts or questions you would like us to consider as we create new attendance zones for new schools?</i> <ul style="list-style-type: none"> <li>○ 1,181 participants, 878 thoughts, 30,090 ratings</li> </ul> </li> </ul> <p style="text-align: right;"></p> |
| <p><b>October 25, 2023<br/>1:00 pm</b></p>  | <p><b>Committee Meeting #1 – Tomball Event Center</b></p> <ul style="list-style-type: none"> <li>● 44 members randomly selected using program script from Student Information Dept</li> <li>● All principals + one parent per campus</li> </ul> <p style="text-align: right;"></p>  |
| <p><b>October 25, 2023</b></p>              | <p><b>Post maps and related committee material for Plan 1 &amp; 2 to TISD website with parent survey for feedback</b></p> <ul style="list-style-type: none"> <li>● 829 survey responses</li> <li>● Parent feedback via the survey resulted in the creation of Plan 3 before the Listening Tour</li> </ul> <p style="text-align: right;"></p>  |
| <p><b>November 08, 2023<br/>5:30 pm</b></p> | <p><b>Listening Tour #1 – Tomball Memorial High School Auditorium</b></p> <ul style="list-style-type: none"> <li>● 23 registered speakers and approx. 160 attendees</li> </ul> <p style="text-align: right;"></p>   |

# District Zone Reset Process Recap

| Date                                       | Event Details   |
|--|---|
| <b>November 15, 2023</b><br><b>5:30 pm</b> | <b>Listening Tour #2 – Tomball High School Auditorium</b> <ul style="list-style-type: none"> <li>● 55 registered speakers and approx. 120 attendees</li> <li>● Based on feedback from parent comments, Plan 4 created and released before meeting #2</li> </ul>  |
| <b>Nov. 17- Dec. 1, 2023</b>               | <b>DZR survey #2 opened for parents to indicate preference on the 4 plans</b> <ul style="list-style-type: none"> <li>● 982 responses</li> <li>● Plan 1: 11% Plan 2: 15% Plan 3: 10% Plan 4: 49% No preference/undecided: 14%</li> </ul>                          |
| <b>December 4, 2023</b><br><b>1:30 pm</b>  | <b>Committee Meeting #2 – Tomball Staff Development Center</b> <ul style="list-style-type: none"> <li>● Feedback provided by committee groups to adjust maps</li> <li>● Plan 1 &amp; 2 eliminated from consideration</li> </ul>                                  |
| <b>December 11, 2023</b><br><b>1:30 pm</b> | <b>Committee Meeting #3 – Tomball Staff Development Center</b> <ul style="list-style-type: none"> <li>● Provide final advisement on maps in preparation for recommended plan</li> </ul>   |
| <b>January 8, 2024</b>                     | <b>District Zone Reset Report to School Board during Board Workshop Meeting to review process and propose new attendance boundaries</b>   |
| <b>January 9, 2024</b>                     | <b>School Board vote on approval of new attendance boundaries</b>   |

# Common Themes

- The following themes and suggestions were consistently shared by the community:

- Proximity

- 1 miles radius/East of Telge
- Expand current schools

- Length of commute

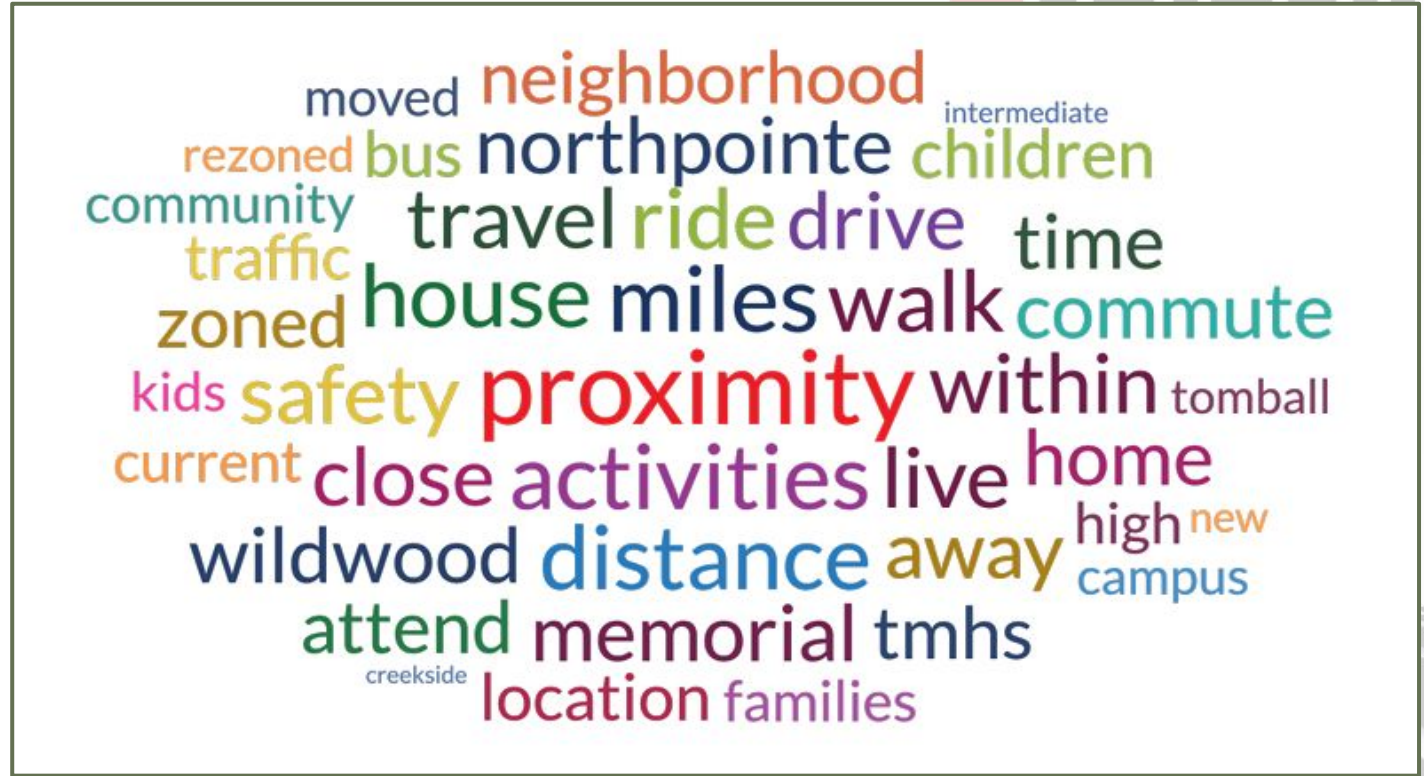
- No more than 10 minute drive
- Transportation < 45 minutes

- Safety of travel routes

- 99 should be avoided
- Consider accessibility of roads

- Neighborhood & family consistency

- Consider social impact on friends
- Keep families at same school



# Communication & Engagement Stats

- After every community and committee meeting, a letter was sent to district parents informing them of new content on the website
  - Tomball ISD as the official source of accurate information
- **Blackboard:**
  - 13 emails sent to an average of 30,198 people with a 98% delivery rate
    - 11 District-wide
    - 2 for select neighborhoods identified by committee for additional polling
- **YouTube:**
  - 5 videos totaling 8 hours, 9 minutes, 39 seconds
    - 3 committee meetings and 2 Listening Tour stops
  - 2,471 Views by 1.6k unique viewers
  - 398 hours of watch time

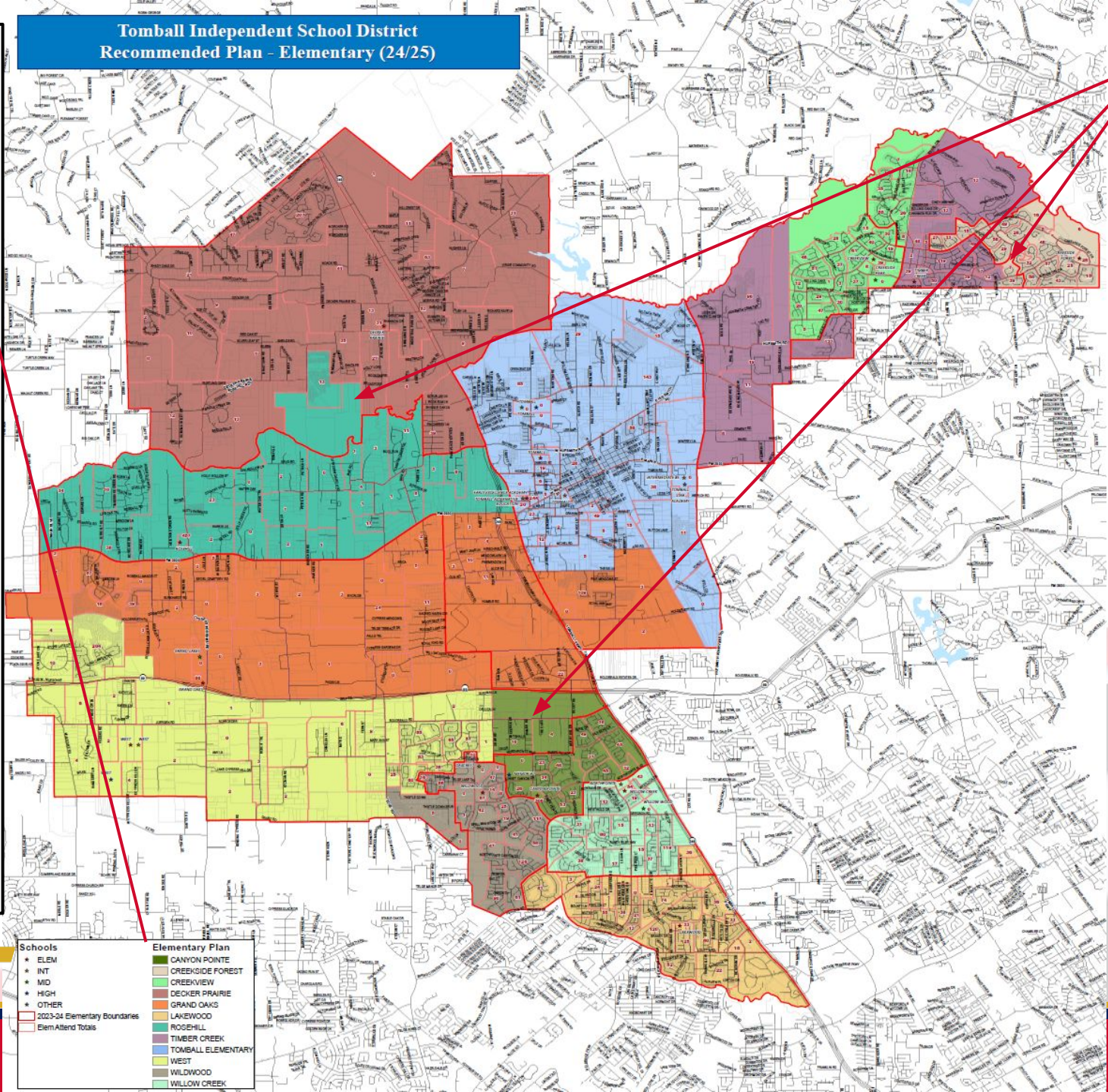


# Communication & Engagement Stats

- **Website Analytics:** October 10 - December 20
  - Page views: 63,851 from 29,301 users
    - **20,803 first time viewers!**
  - Total events (activities on a page): 532,829
  - File Downloads (maps, forecasts and documents): 95,839
  - First time since tracking usage analytics that a single page eclipsed TISD Homepage views
    - This happened three times following email notifications about new DZR content
      - October 25
      - November 3
      - November 17
- **Survey responses:** 2,132 submissions via Home Access Center
  - Survey #1 (feedback regarding initial Plans 1 & 2): 829
  - Survey #2 (preference between the 4 plans): 982
  - Survey #3 (selected neighborhoods): 321



Tomball Independent School District  
Recommended Plan - Elementary (24/25)



- The map legend identifies the color for each school zone
- The dark red line shows current school boundaries
- The light red line shows “planning areas” within each zone
- The number in each planning area shows the # of students who attend that level

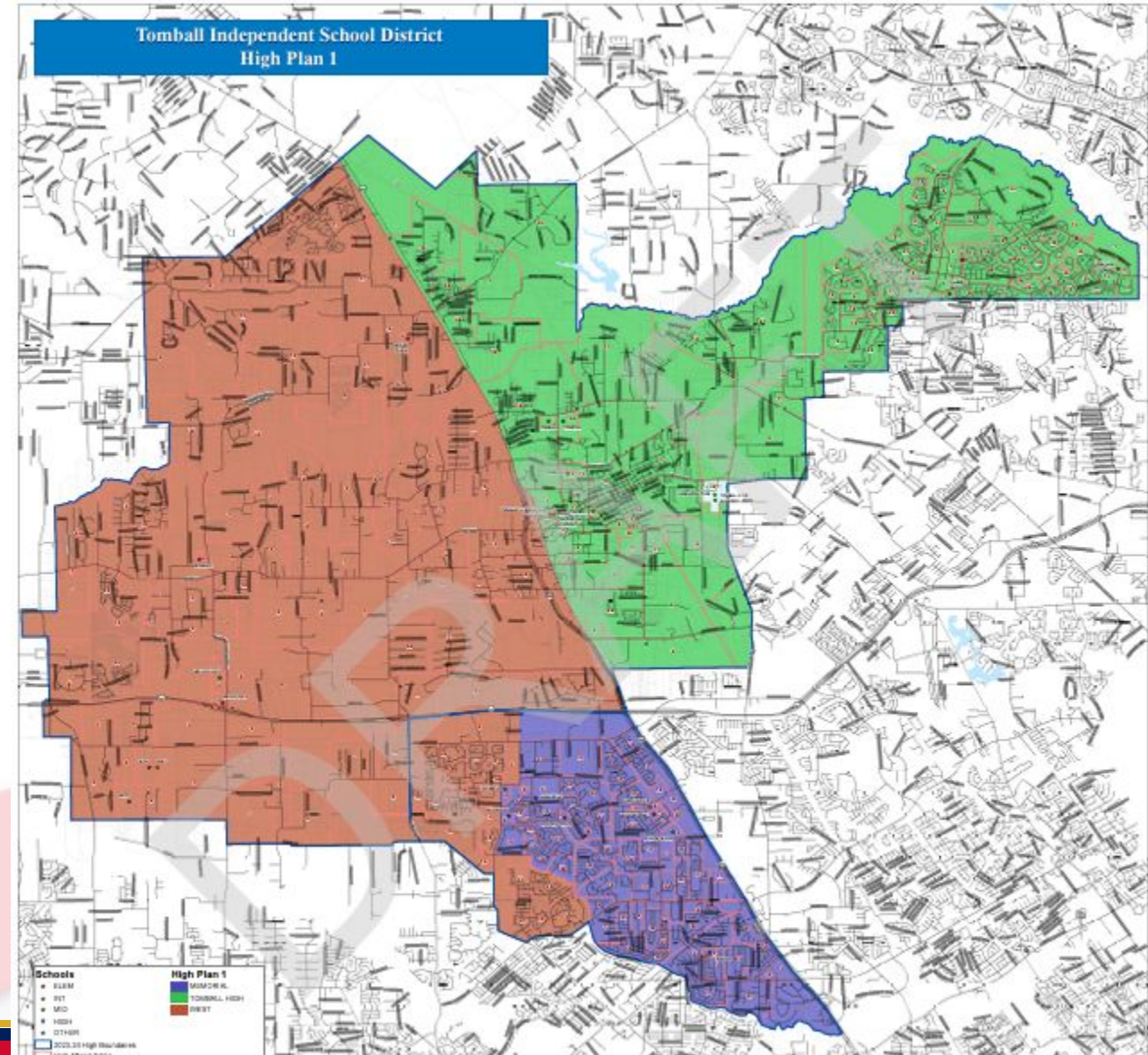
- To identify areas moved to a new zone, look for the school color outside the dark red current boundary lines
- **Note:** the 3 areas identified are for example purposes only. There are other adjustments for review



| Schools                         | Elementary Plan      |
|---------------------------------|----------------------|
| • ELEM                          | ■ CANYON POINTE      |
| • INT                           | ■ CREEKSIDE FOREST   |
| • MID                           | ■ CREEKSIDE VIEW     |
| • HIGH                          | ■ DECKER PRAIRIE     |
| • OTHER                         | ■ GRAND OAKS         |
| ■ 2023-24 Elementary Boundaries | ■ LAKEWOOD           |
| ■ Elem Attend Totals            | ■ ROSEHILL           |
|                                 | ■ TOMBALL ELEMENTARY |
|                                 | ■ WEST               |
|                                 | ■ WILDWOOD           |
|                                 | ■ WILLOW CREEK       |

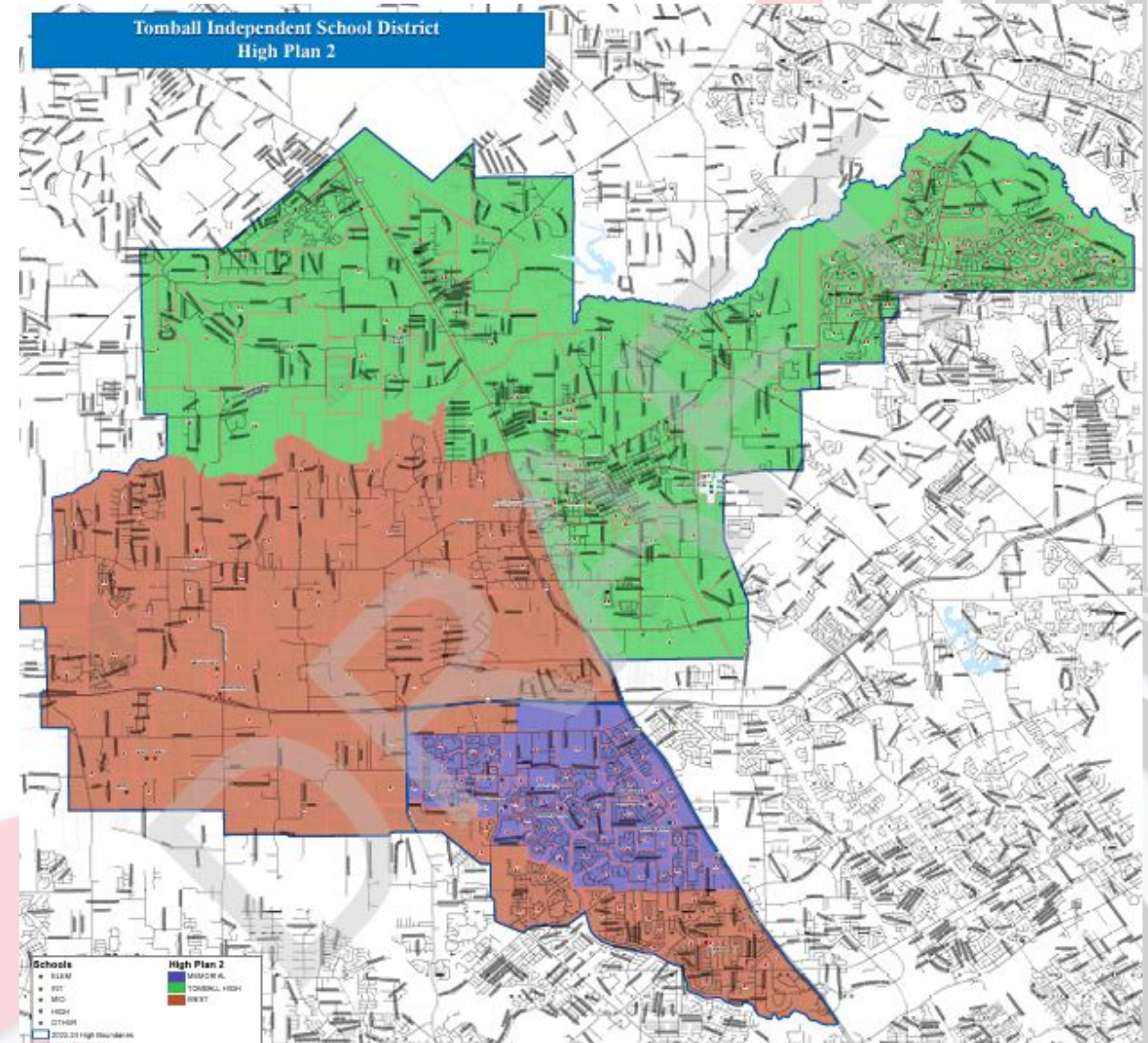
# DRAFT Plans Rationale

- **Plan 1**
  - Prioritized the following guideposts
    - Clean boundary lines
    - Higher utilization for TWHS
      - 1800 vs 1500 & 1200
    - Maintained more consistent feeder patterns
- **Pain Points**
  - Longer commutes for communities in the North/Northwest to TWHS
  - Proximity concerns for neighborhoods around TMHS
  - Imbalance between high school enrollments



# DRAFT Plans Rationale

- Plan 2
  - Prioritized the following guideposts
    - Proximity for those within walking distance to TMHS
      - Primarily Hayden Lakes, Wildwood, Wildwood at Oakcrest and Oakcrest
    - Balanced utilization of high schools
- Pain Points
  - Longer commutes for communities in the South: Lakewood area, Lakes at Northpointe/Enclave, Copper Bend & Indian Trails
  - Lower initial enrollment for TWHS



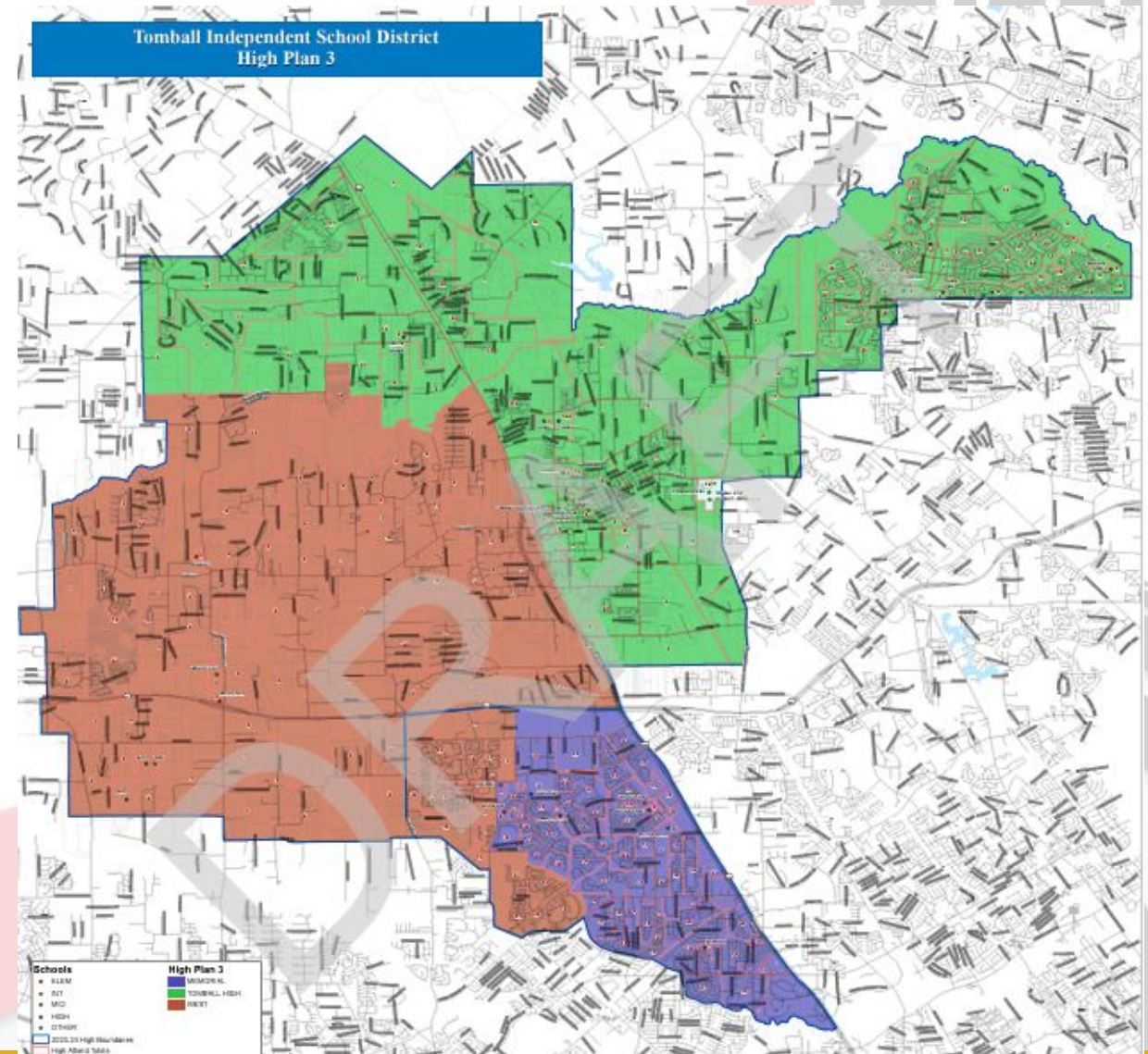
# DRAFT Plans Rationale

- **Plan 3**

- Hybrid of Plan 1 & 2 based on feedback from survey #1
- Prioritized the following guideposts
  - Reduced travel time
  - Neighborhood unity
  - Consistent with current school assignments

- **Pain Points**

- Proximity concerns for neighborhoods around TMHS
- Reduction in neighborhood students not in TWDL program
- Lower initial enrollment for TWHS



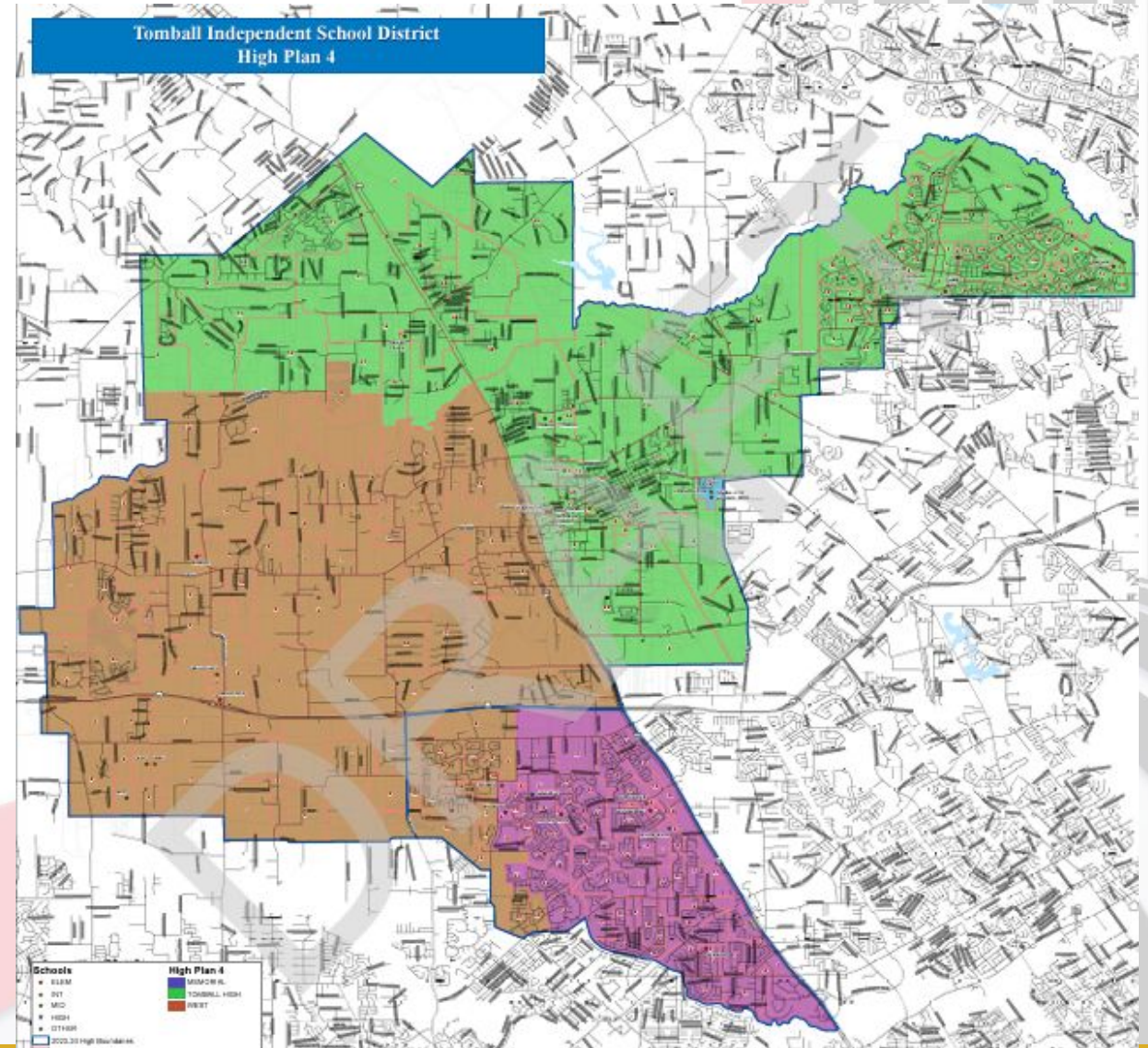
# DRAFT Plans Rationale

- **Plan 4**

- Modification of Plan 3 based on feedback from Listening Tour
- Prioritized the following guideposts
  - Reduced travel time
  - Neighborhood unity
  - Maximizing high school utilization

- **Pain Points**

- Proximity concerns for neighborhoods around TMHS
- Reduction in neighborhood students not in TWDL program
- Lower initial enrollment for TWHS

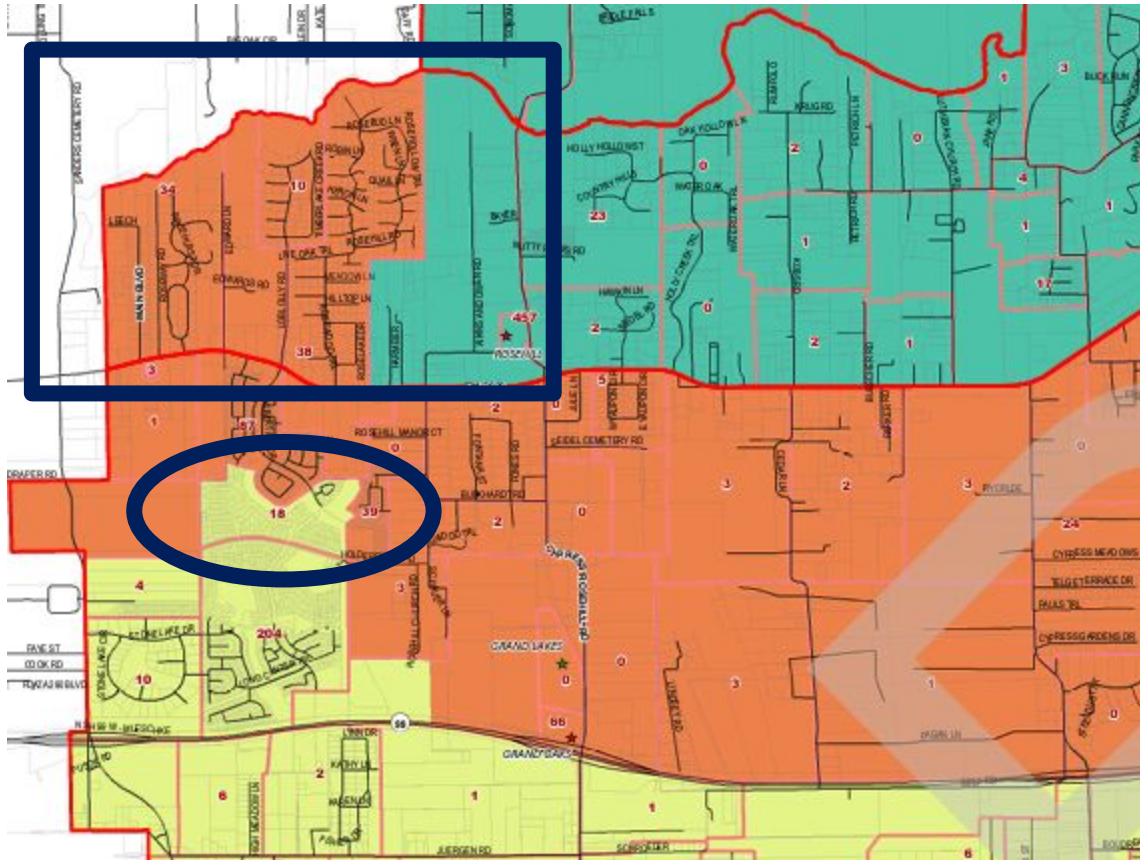




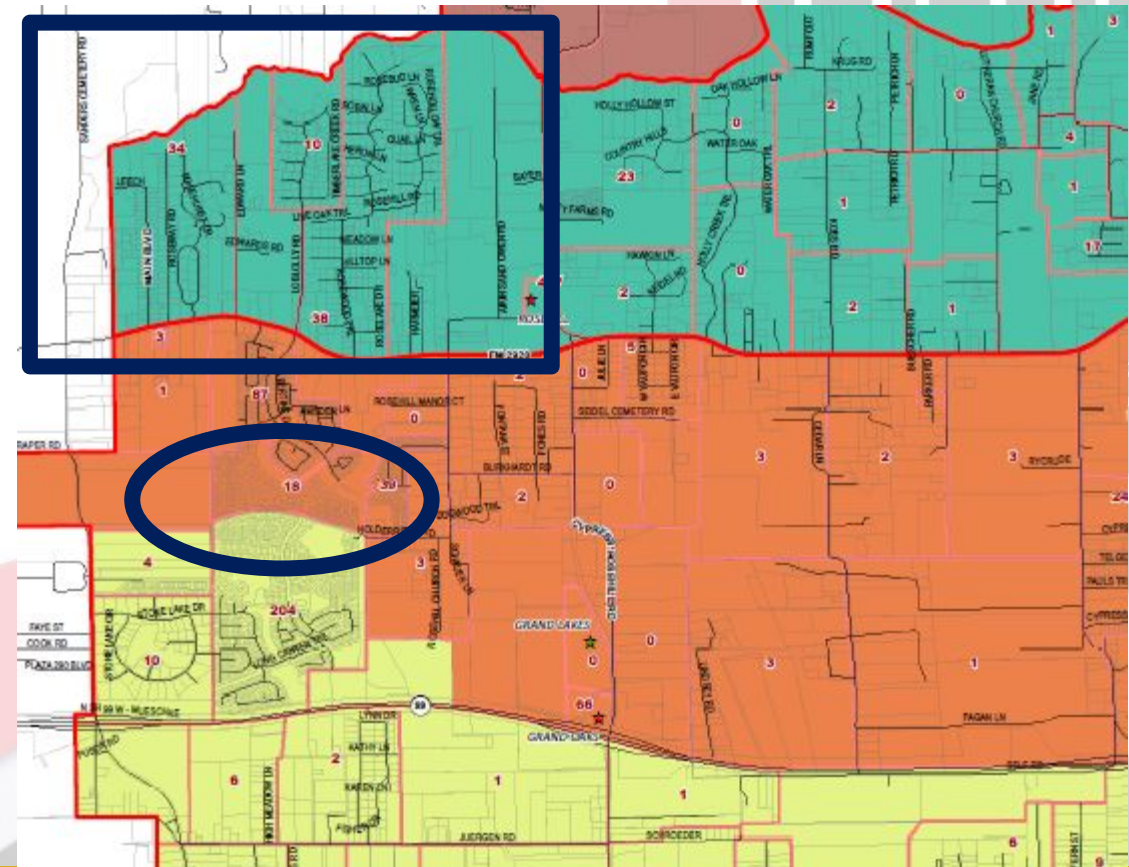
# Plan 4 Revised

- Elementary adjustments to Rosehill, Grand Oaks & West

Plan 4



Plan 4 Revised

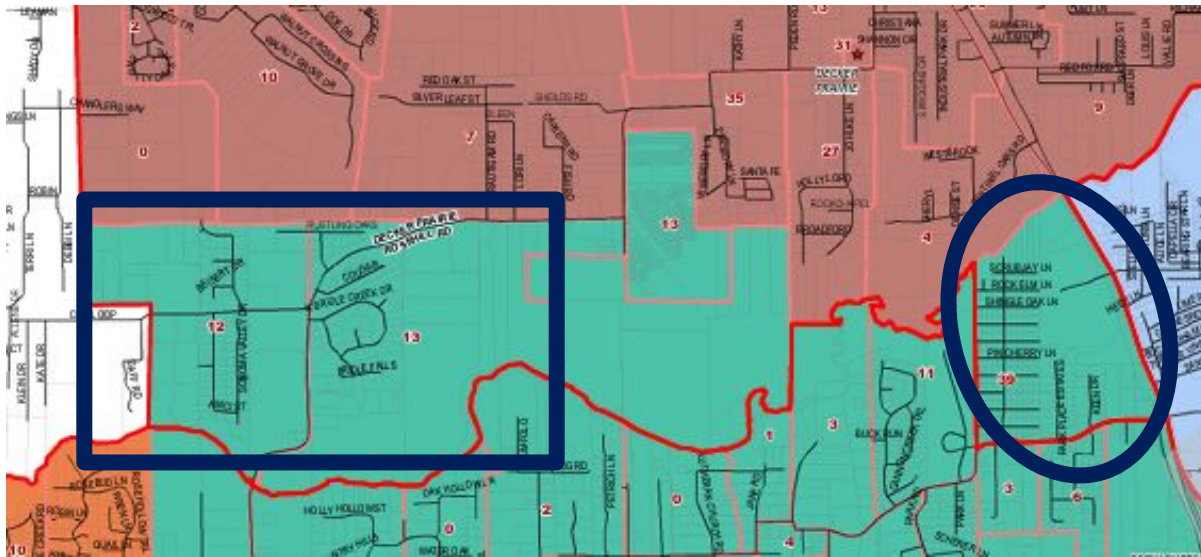




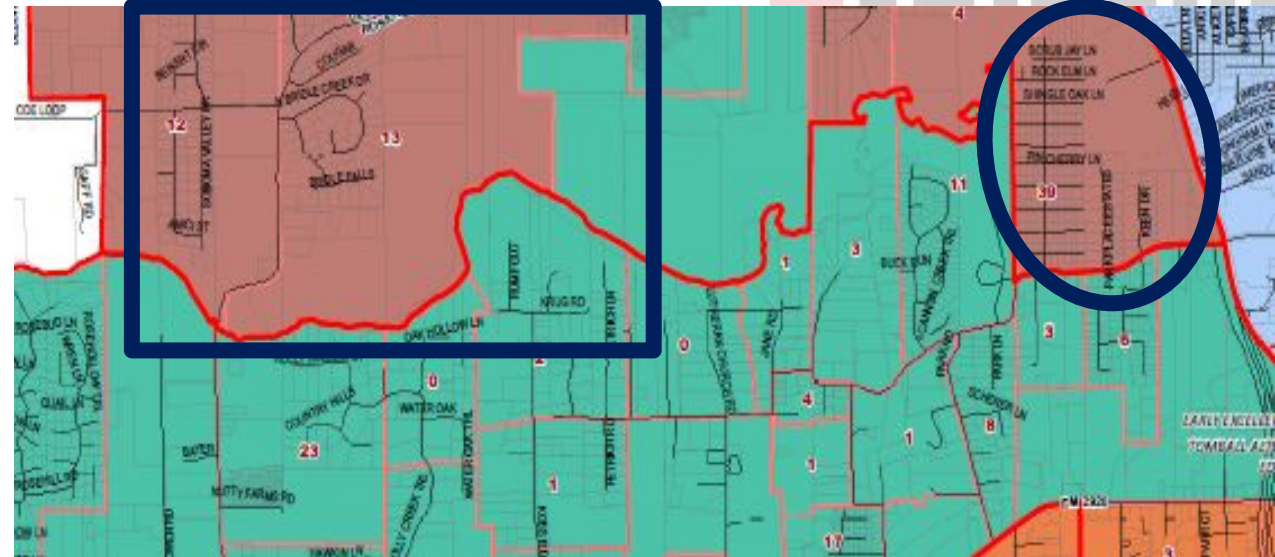
# Final Adjustments

- Elementary adjustments to Rosehill & Decker Prairie
- Aligned changes to Intermediate, Junior and High School levels (TIS-TJHS-THS)

Plan 4



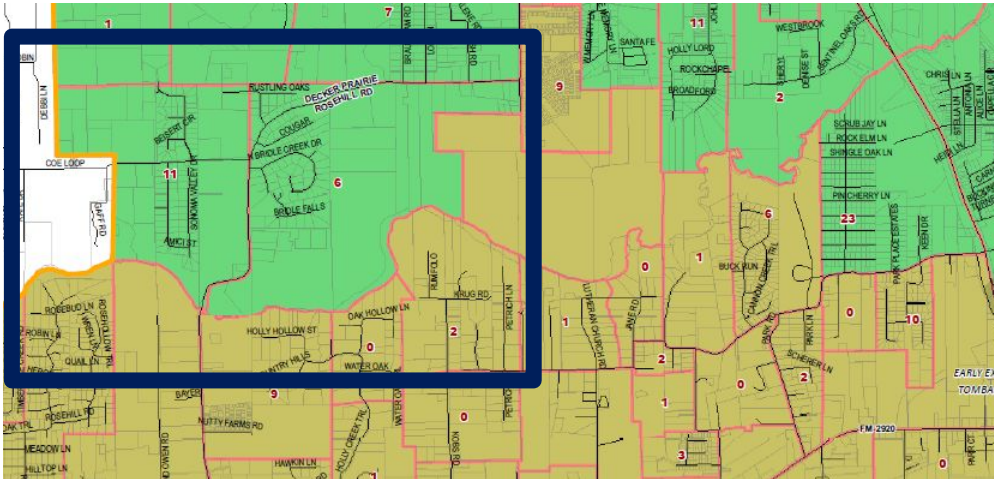
Plan 4 Revised



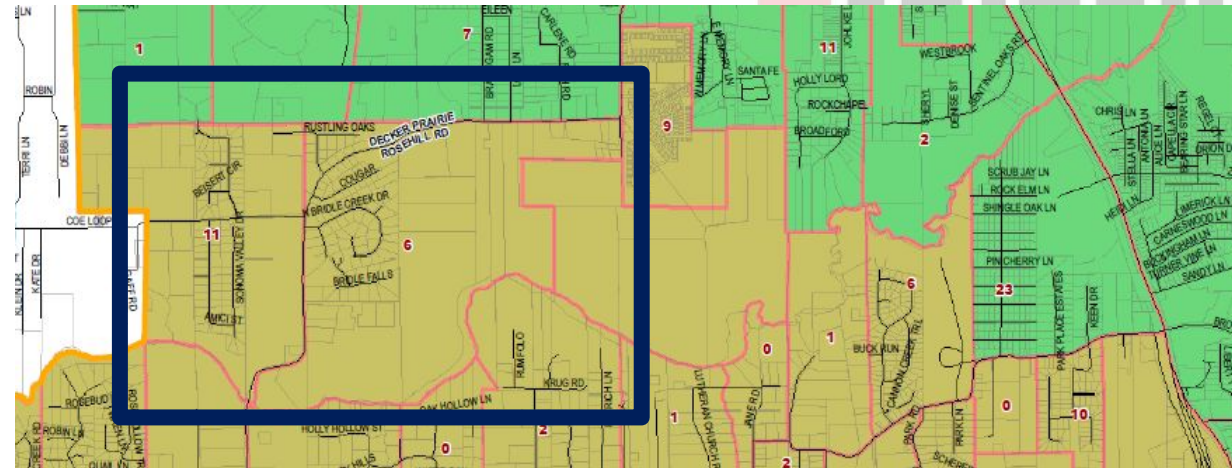
# Final Adjustments

- Adjustments to Intermediate, Junior High & High School
  - Selected neighborhood polling utilized

Plan 4 Revised



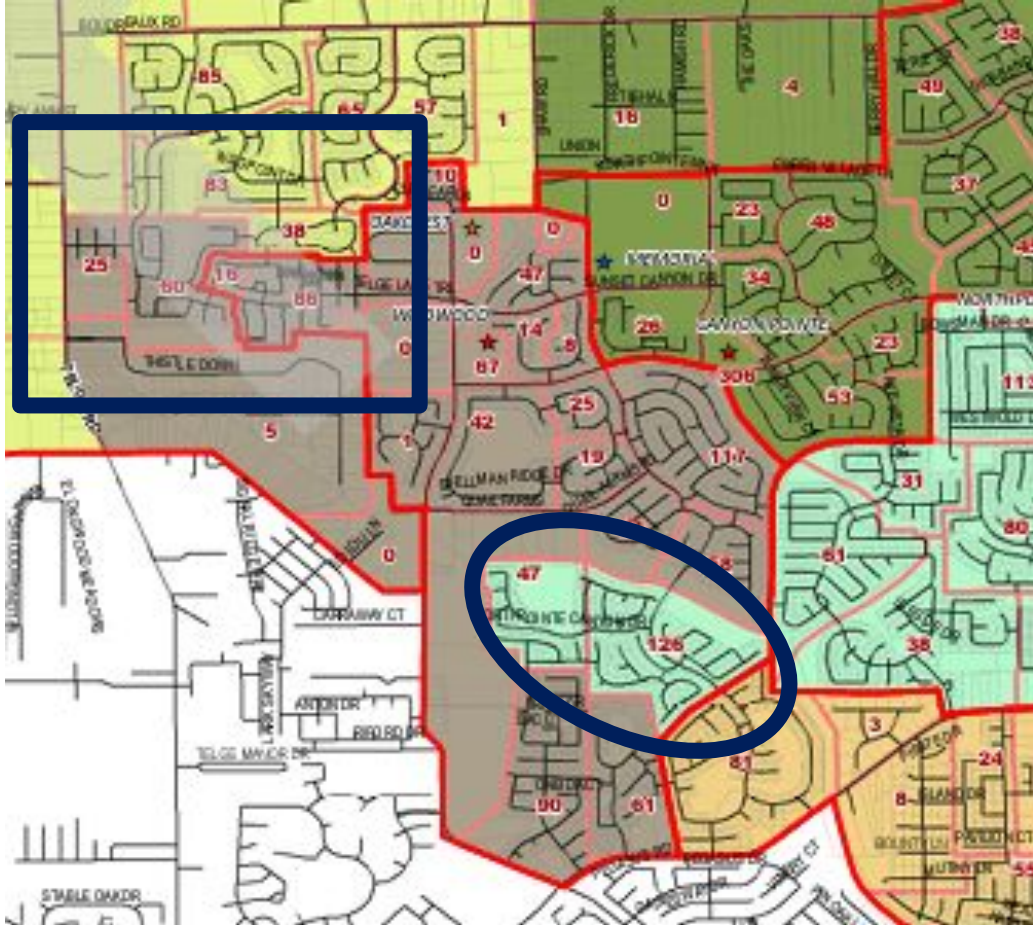
Recommended Plan



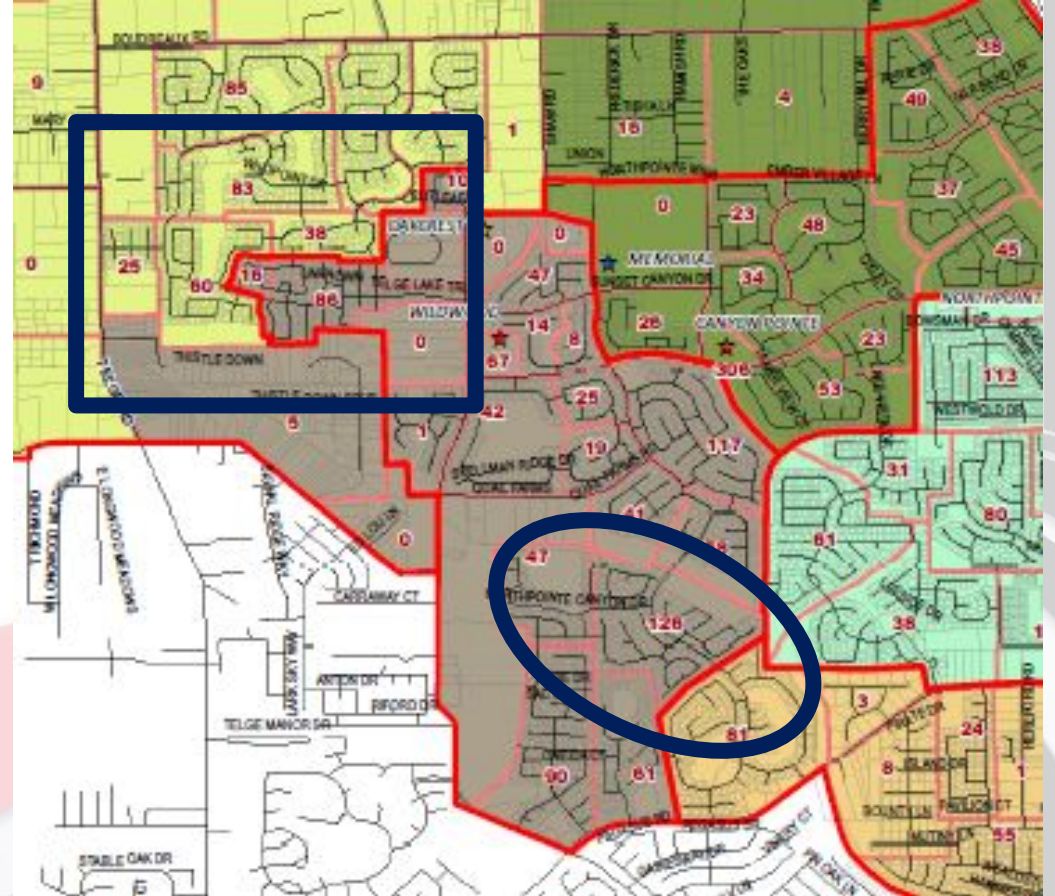
# Final Adjustments

- Elementary adjustments to Wildwood, West and Willow Creek

Plan 4



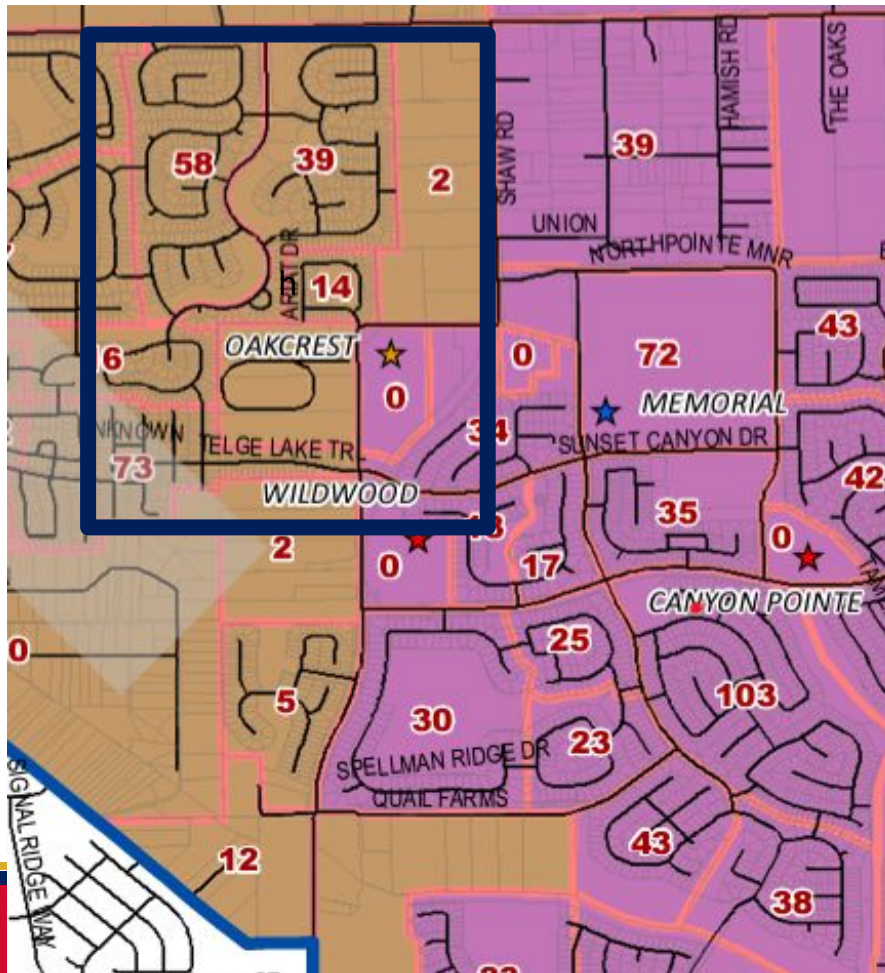
Plan 4 Revised



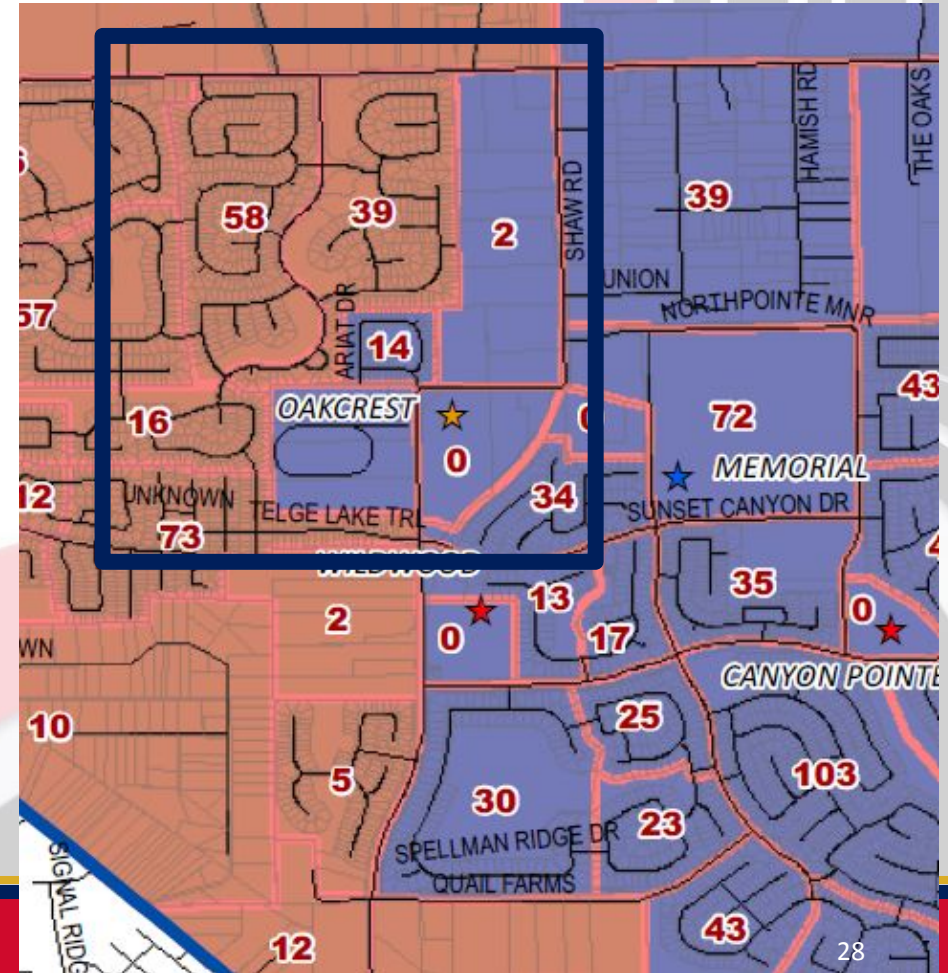
# Final Adjustments

- Junior High adjustments to Willow Wood & Grand Lakes
- High adjustments to Tomball Memorial & Tomball West


Plan 4



Plan 4 Revised



# District Zone Reset Phased Implementation

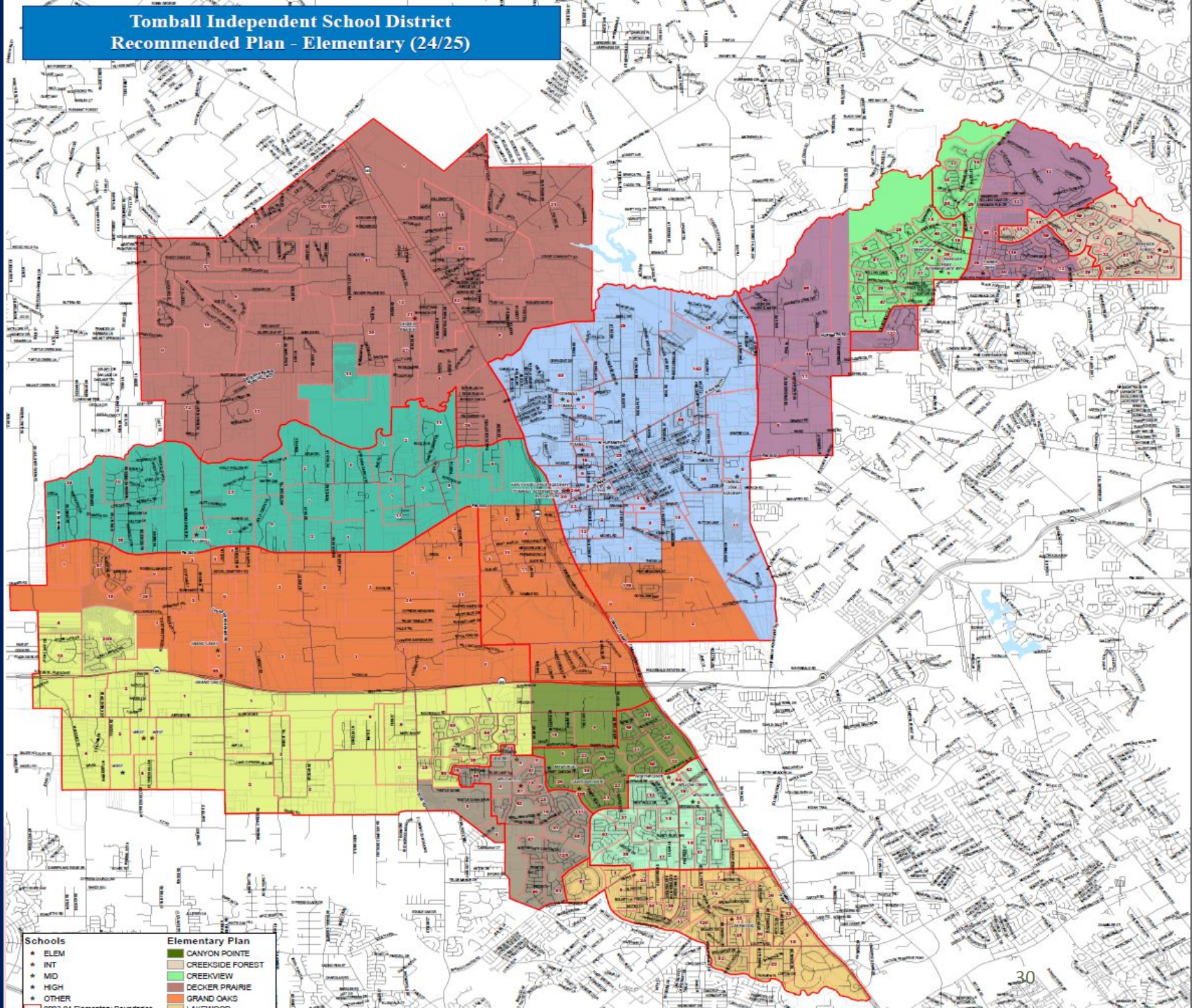
| <b>2024-25<br/>Phase 1</b>  | <b>2025-26<br/>Phase 2</b>  | <b>2026-27<br/>Phase 3</b>  |
|---|---|---|
| <p><b>Elementary</b></p> <ul style="list-style-type: none"><li>● Canyon Pointe ES</li><li>● Decker Prairie ES</li><li>● Grand Oaks ES</li><li>● Lakewood ES</li><li>● Rosehill ES</li><li>● Tomball ES</li><li>● West ES</li><li>● Willow Creek ES</li><li>● Wildwood ES</li></ul> <p><b>NO CHANGE TO INTERMEDIATE, JUNIOR HIGH OR HIGH SCHOOLS</b></p> | <p><b>Intermediate</b></p> <ul style="list-style-type: none"><li>● Northpointe IS</li><li>● Oakcrest IS</li><li>● Tomball IS</li><li>● West IS</li></ul> <p><b>Junior High</b></p> <ul style="list-style-type: none"><li>● Grand Lakes JH</li><li>● Tomball JH</li><li>● Willow Wood JH</li></ul> <p><b>NO CHANGE TO ELEMENTARY OR HIGH SCHOOLS</b></p> | <p><b>Elementary K-4 Reconfiguration</b></p> <ul style="list-style-type: none"><li>● Creekside Forest ES</li><li>● Creekview ES</li><li>● Timber Creek ES</li></ul> <p><b>Intermediate Reconfiguration</b></p> <ul style="list-style-type: none"><li>● Creekside 5th/CPJHS 6th</li></ul> <p><b>Junior High Reconfiguration 7-8</b></p> <ul style="list-style-type: none"><li>● Creekside Park JH</li></ul> <p><b>High School</b></p> <ul style="list-style-type: none"><li>● 11-12 grade UNAFFECTED</li><li>● Tomball</li><li>● Tomball Memorial</li><li>● Tomball West</li></ul>  |

# Recommended Plan

Elementary School

Phase 1

2024-25 Implementation



# Recommended Plan

## Elementary School Enrollment Forecast

### TOMBALL ISD

### Recommended Plan - Elementary (24/25)

| SCHOOL           | CAPACITY      | 2024/25      | 2025/26      | 2026/27      | 2027/28      | 2028/29      | 2029/30      | 2030/31      |
|------------------|---------------|--------------|--------------|--------------|--------------|--------------|--------------|--------------|
| CANYON POINTE    | 866           | 781          | 778          | 750          | 760          | 760          | 768          | 776          |
| CREEKSIDE FOREST | 714           | 612          | 605          | 602          | 605          | 600          | 607          | 612          |
| CREEKVIEW        | 920           | 767          | 730          | 707          | 694          | 708          | 709          | 714          |
| DECKER PRAIRIE   | 888           | 714          | 749          | 770          | 837          | 886          | 883          | 897          |
| GRAND OAKS       | 1,000         | 513          | 581          | 647          | 727          | 800          | 859          | 926          |
| LAKEWOOD         | 886           | 766          | 754          | 752          | 752          | 766          | 775          | 779          |
| ROSEHILL         | 866           | 678          | 729          | 777          | 847          | 885          | 894          | 898          |
| TIMBER CREEK     | 920           | 752          | 765          | 772          | 778          | 800          | 807          | 820          |
| TOMBALL          | 866           | 655          | 668          | 664          | 688          | 713          | 738          | 763          |
| WEST             | 1,080         | 704          | 720          | 727          | 769          | 815          | 864          | 912          |
| WILDWOOD         | 920           | 861          | 865          | 860          | 873          | 880          | 893          | 902          |
| WILLOW CREEK     | 866           | 657          | 656          | 636          | 623          | 651          | 662          | 668          |
| <b>TOTAL</b>     | <b>10,792</b> | <b>8,460</b> | <b>8,600</b> | <b>8,664</b> | <b>8,953</b> | <b>9,264</b> | <b>9,459</b> | <b>9,667</b> |

**NOTE:**

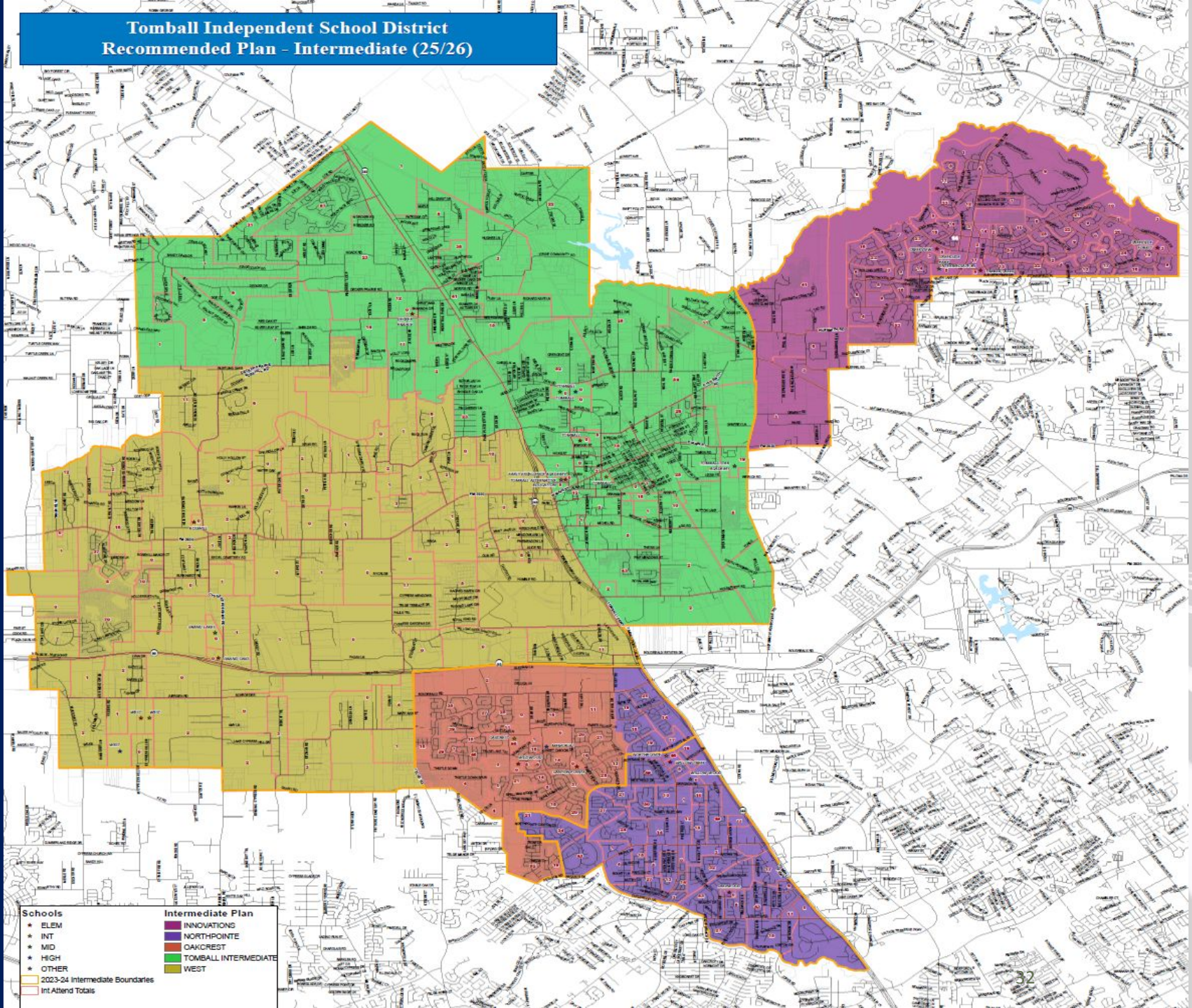
- Yellow highlighted cells indicate that the student enrollment exceeds the building capacity
- Reflects an aligned K-4 grade elementary school level configuration
  - Current K-5
    - CES: 918
    - CFES: 702
    - TCES: 967
- West Elementary is scheduled to open in the Fall of 2024
- There is sufficient building capacity through and beyond 2030-31 for student enrollment growth

Tomball Independent School District  
Recommended Plan - Intermediate (25/26)

# Recommended Plan

Intermediate School  
Phase 2

2025-26 Implementation





# Recommended Plan

## Intermediate School Enrollment Forecast

### TOMBALL ISD

#### Recommended Plan - Intermediate (25/26)

| SCHOOL                  | CAPACITY     | 2024/25      | 2025/26      | 2026/27      | 2027/28      | 2028/29      | 2029/30      | 2030/31      |
|-------------------------|--------------|--------------|--------------|--------------|--------------|--------------|--------------|--------------|
| CREEKSIDE 5th/CPJHS 6th |              | 867          | 921          | 932          | 941          | 907          | 876          | 876          |
| NORTHPOINTE             | 980          | 867          | 850          | 845          | 847          | 805          | 780          | 813          |
| OAKCREST                | 920          | 728          | 764          | 814          | 793          | 788          | 857          | 870          |
| TOMBALL                 | 975          | 820          | 827          | 855          | 839          | 821          | 875          | 894          |
| WEST                    | 920          | 381          | 429          | 496          | 543          | 586          | 667          | 713          |
| <b>TOTAL</b>            | <b>3,795</b> | <b>3,663</b> | <b>3,791</b> | <b>3,942</b> | <b>3,963</b> | <b>3,907</b> | <b>4,055</b> | <b>4,166</b> |

#### NOTE:

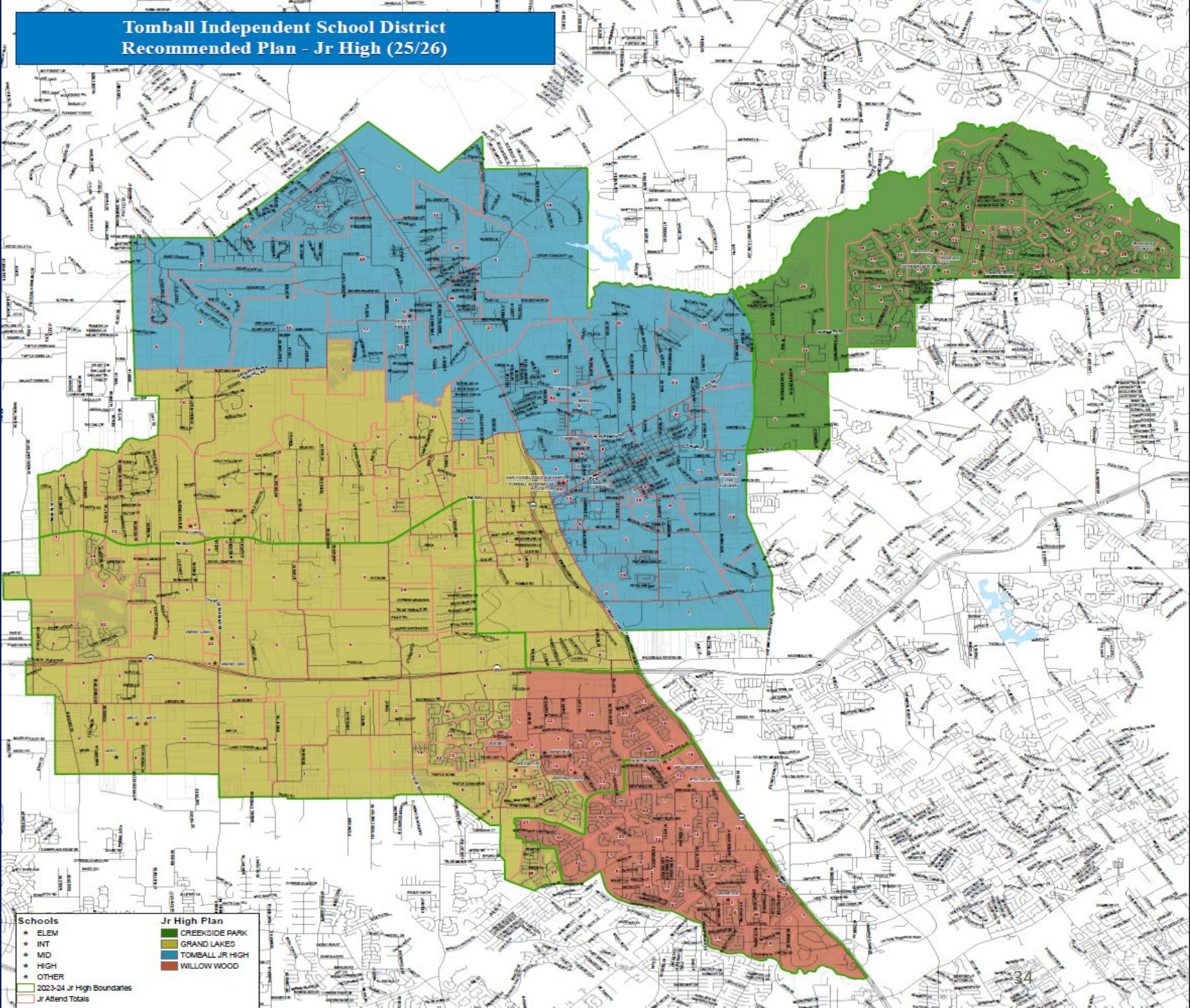
- Reflects an aligned 5-6 grade intermediate school configuration
- Intermediate #5 = CPJHS Addition & CPJHS 6th graders
- The capacity for Intermediate #5 is not listed as the facility has not yet been designed but will be built to accommodate current and future growth
- West Intermediate School is scheduled to open in the Fall of 2025
- Intermediate School #5 is scheduled to open in the Fall of 2026

# Recommended Plan

Junior High School

Phase 2

2025-26 Implementation



# Recommended Plan

## Junior High School Enrollment Forecast

### TOMBALL ISD

#### Recommended Plan - Jr High (25/26)

| SCHOOL         | CAPACITY     | 2024/25      | 2025/26      | 2026/27      | 2027/28      | 2028/29      | 2029/30      | 2030/31      |
|----------------|--------------|--------------|--------------|--------------|--------------|--------------|--------------|--------------|
| CREEKSIDE PARK | 1,500        | 792          | 844          | 902          | 942          | 959          | 973          | 932          |
| GRAND LAKES    | 1,500        | 891          | 958          | 1,037        | 1,108        | 1,198        | 1,198        | 1,212        |
| TOMBALL        | 1,118        | 801          | 847          | 917          | 949          | 1,024        | 1,035        | 1,059        |
| WILLOW WOOD    | 1,264        | 1,173        | 1,196        | 1,154        | 1,136        | 1,120        | 1,109        | 1,046        |
| <b>TOTAL</b>   | <b>5,382</b> | <b>3,657</b> | <b>3,845</b> | <b>4,010</b> | <b>4,135</b> | <b>4,301</b> | <b>4,315</b> | <b>4,249</b> |

#### NOTE:

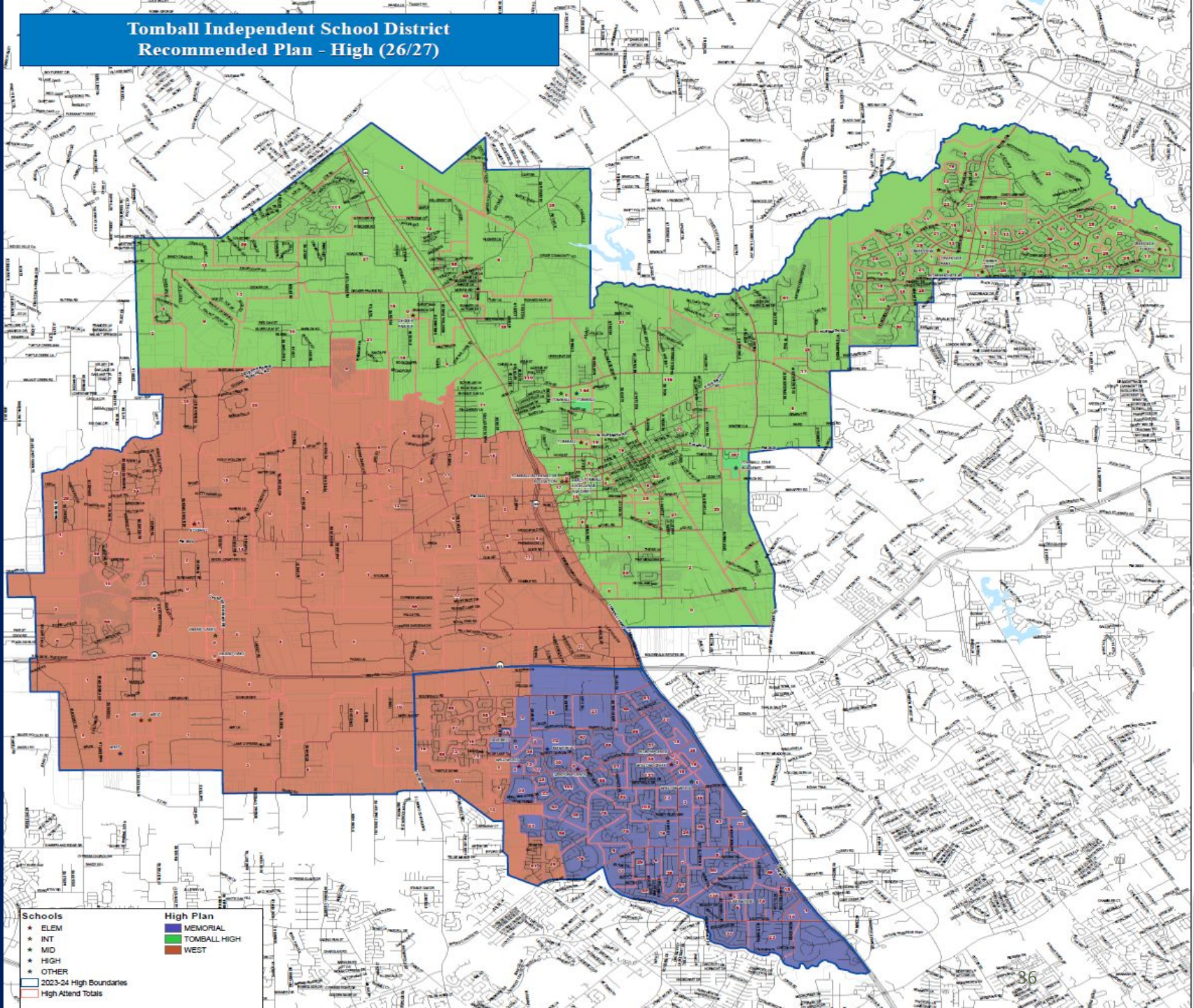
- Reflects an aligned 7-8 junior high configuration
  - Current 6-8:
    - CPJHS: 1,175
- New schools as part of Bond 2021 do not include a junior high school
- There is sufficient capacity through and beyond 2033-34 for student enrollment growth
- Reduces the need for a new junior high school but future zone adjustments may be needed to redistribute the student population

Tomball Independent School District  
Recommended Plan - High (26/27)

# Recommended Plan

High School  
Phase 3

2026-27 Implementation



# Recommended Plan

## High School Enrollment Forecast

### TOMBALL ISD

#### Recommended Plan - High (26/27)

| SCHOOL       | CAPACITY     | 2024/25      | 2025/26      | 2026/27      | 2027/28      | 2028/29      | 2029/30      | 2030/31      |
|--------------|--------------|--------------|--------------|--------------|--------------|--------------|--------------|--------------|
| MEMORIAL     | 3,000        | 2,700        | 2,794        | 2,919        | 3,021        | 3,071        | 3,076        | 3,000        |
| TOMBALL      | 3,628        | 2,509        | 2,629        | 2,677        | 2,768        | 2,901        | 2,992        | 3,153        |
| WEST         | 3,000        | 1,294        | 1,436        | 1,578        | 1,743        | 1,926        | 2,062        | 2,191        |
| <b>TOTAL</b> | <b>9,628</b> | <b>6,503</b> | <b>6,859</b> | <b>7,174</b> | <b>7,532</b> | <b>7,898</b> | <b>8,130</b> | <b>8,344</b> |

#### NOTE:

- Yellow highlighted cells indicate that the student enrollment exceeds the building capacity
- Tomball West High School is scheduled to open in the Fall of 2026
- Tomball West High School will open with 9th and 10th grade only, but the forecast information is presented as 9-12 grade enrollment
- Approximately 40% of the TWHS forecast enrollment in 26-27 & 27-28 will be attributed back to THS & TMHS due to 10th and 11th grade remaining at their current high school
- Full grade level configuration will be achieved during the 2028-29 school year
- There is sufficient building capacity through and beyond 2030-31 for student enrollment growth

## Board Action Item for consideration:

Approve new Tomball ISD elementary school attendance boundaries, effective for the 2024-2025 school year, and endorse new attendance boundaries for intermediate schools, junior high schools, and high schools as recommended by administration through the District Zone Reset process. (Priority 7)

ANY  
Questions?



*Thank You!*



**TOMBALL ISD**  
DESTINATION EXCELLENCE