

LEA Name : Bethlehem Area SD  
Address : 1516 Sycamore St  
Bethlehem , PA 18017

County : Northampton  
AUN Number : 120481002  
LEA Type : SD

## Annual Financial Report Accuracy Certification Statement


For Fiscal Year Ending  
**6/30/2019**

Pennsylvania Department of Education  
&  
Office of Comptroller Operations

PDE-2056: Intermediate Unit

PDE-2057: School District, AVTS/CTC, Charter School,  
and Special Program Jointure

**CERTIFICATION: By signing this page I agree that the electronic data submitted is a complete and accurate statement of the financial operations and status of the local education agency for the fiscal year. It has been prepared in accordance with generally accepted accounting principles and established Commonwealth of PA reporting guidelines.**

  
\_\_\_\_\_  
Chief School Administrator Signature

\_\_\_\_\_  
Date 11/27/2019

  
\_\_\_\_\_  
Board Secretary Signature

\_\_\_\_\_  
Date 11/27/2019

Stacy M Gober  
\_\_\_\_\_  
Contact Person

(610)861-0500 Ext :60201  
\_\_\_\_\_  
Contact Person Telephone Number

sgober@basdschools.org  
\_\_\_\_\_  
Contact Person E-mail Address

(610)861-8107  
\_\_\_\_\_  
Contact Person Fax Number

**Audit Certification**  
**Annual Financial Report:**  
For Fiscal Year Ending **6/30/2019**  
**(Pursuant to PA School Code Section 218(b))**

LEA Name : Bethlehem Area SD  
AUN Number : 120481002  
County : Northampton

<b>Audit Certification Due:</b> 12/31/2019
---

This certification is applicable to the Annual Financial Report data submitted through the Consolidated Financial Reporting System on: 11/27/2019  
Date

**Auditing Firm:**  
GORMAN & ASSOCIATES PC

CERTIFICATION: By signing this page I agree that the financial statements of the school have been properly audited as noted above pursuant to Article XXIV, and in the auditor's professional opinion, the Annual Financial Report (PDE-2057) submitted on the date referenced is materially consistent with the audited financial statements.

Chief School Administrator

  
\_\_\_\_\_  
Signature

11/27/2019  
Date

Board Secretary

  
\_\_\_\_\_  
Signature

11/27/2019  
Date

Stacy M Gober

\_\_\_\_\_  
Contact Person

sgober@basdschools.org

\_\_\_\_\_  
Contact Person E-mail Address

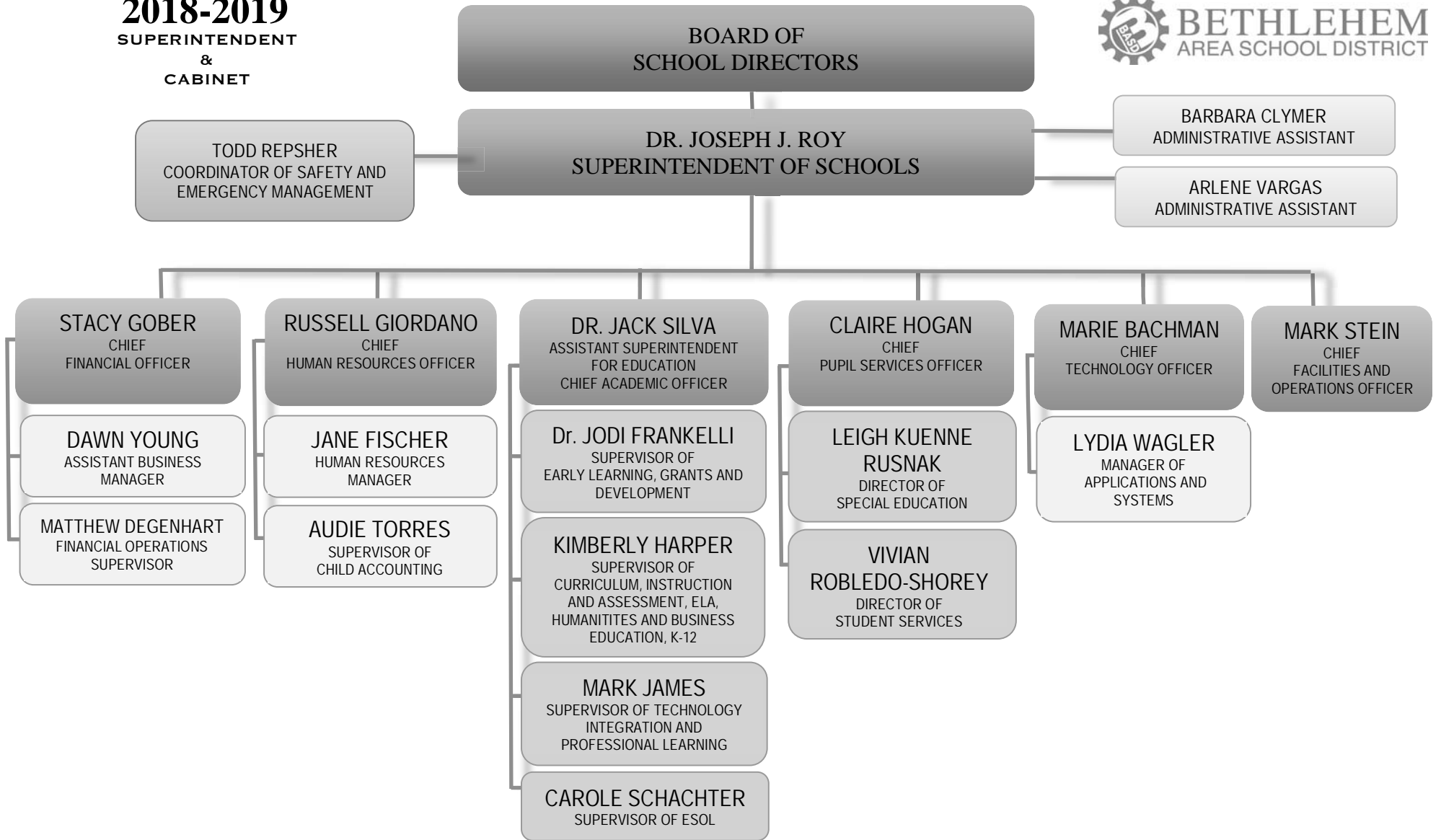
(610)861-0500

Ext :60201

\_\_\_\_\_  
Contact Person Telephone Number

(610)861-8107

\_\_\_\_\_  
Contact Person Fax Number



- EXECUTIVE CABINET - INDIVIDUAL EMPLOYEE CONTRACT
- CABINET - INSTRUCTIONAL MEET & DISCUSS
- CABINET - NONINSTRUCTIONAL MEET & DISCUSS
- INSTRUCTIONAL MEET & DISCUSS
- INSTRUCTIONAL MEET & DISCUSS - ASST. PRINCIPAL
- NONINSTRUCTIONAL MEET & DISCUSS (Supervisors)
- NONINSTRUCTIONAL MEET & DISCUSS
- ORGANIZED LABOR CONTRACT (UNION)

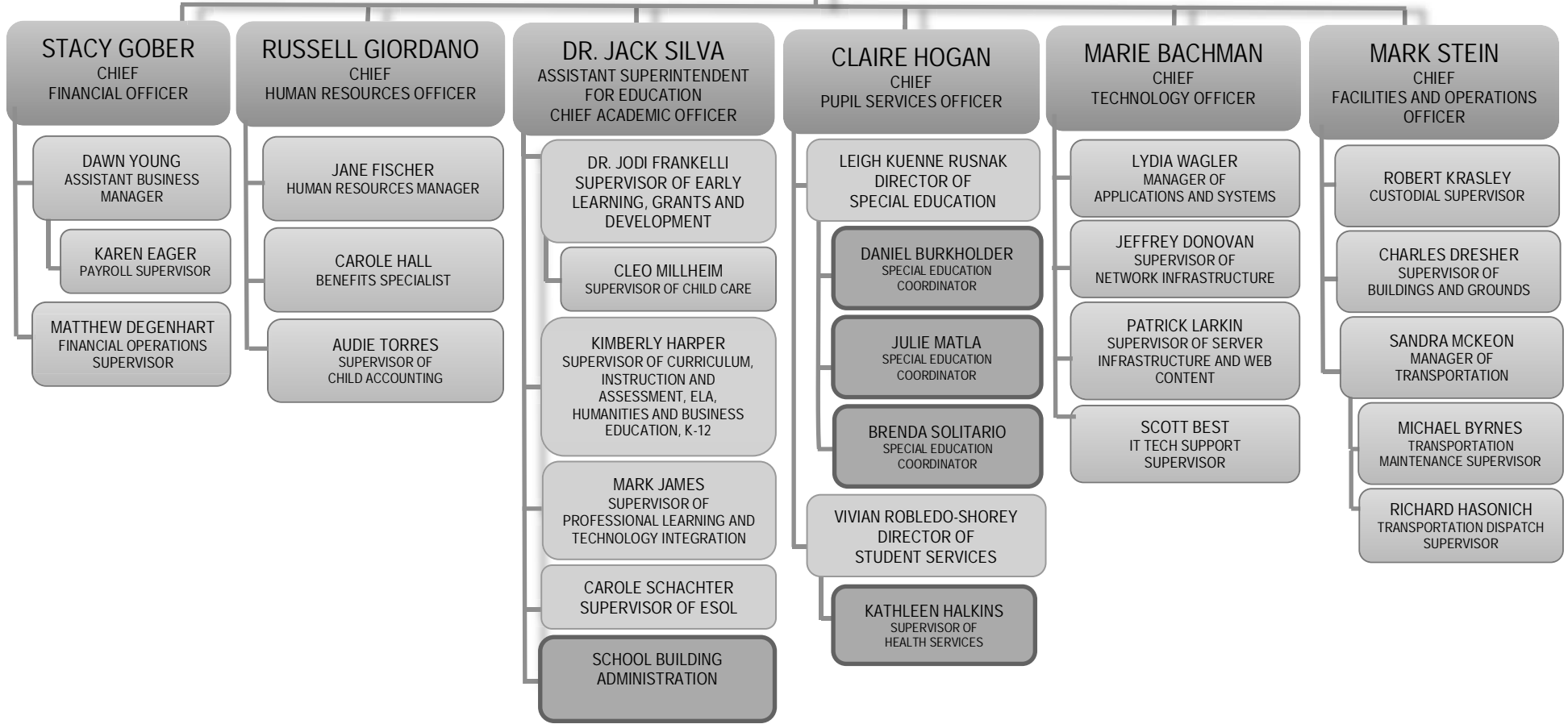
**2018-2019**

**ADMINISTRATIVE AND SUPERVISORY**

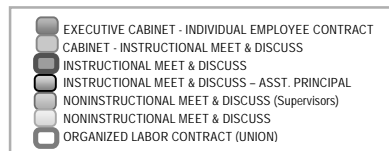
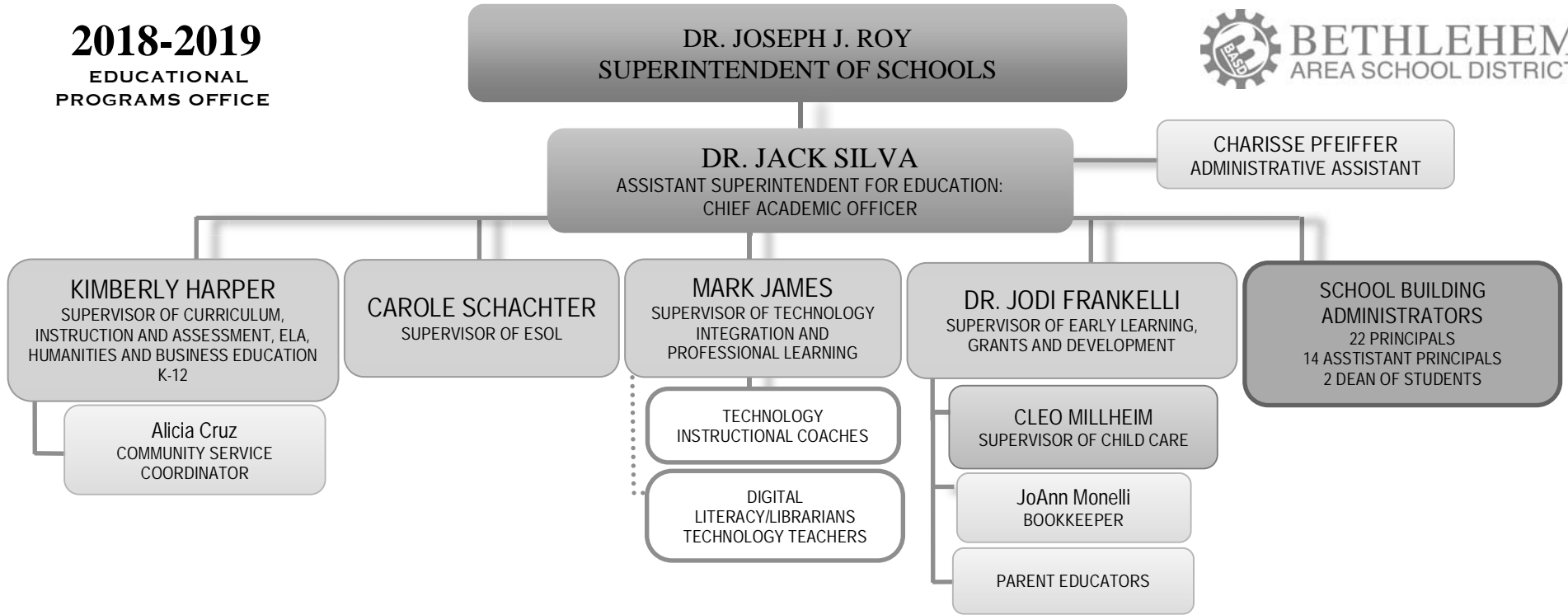


**DR. JOSEPH J. ROY  
SUPERINTENDENT OF SCHOOLS**

**TODD REPSHER  
COORDINATOR OF SAFETY AND  
EMERGENCY MANAGEMENT**

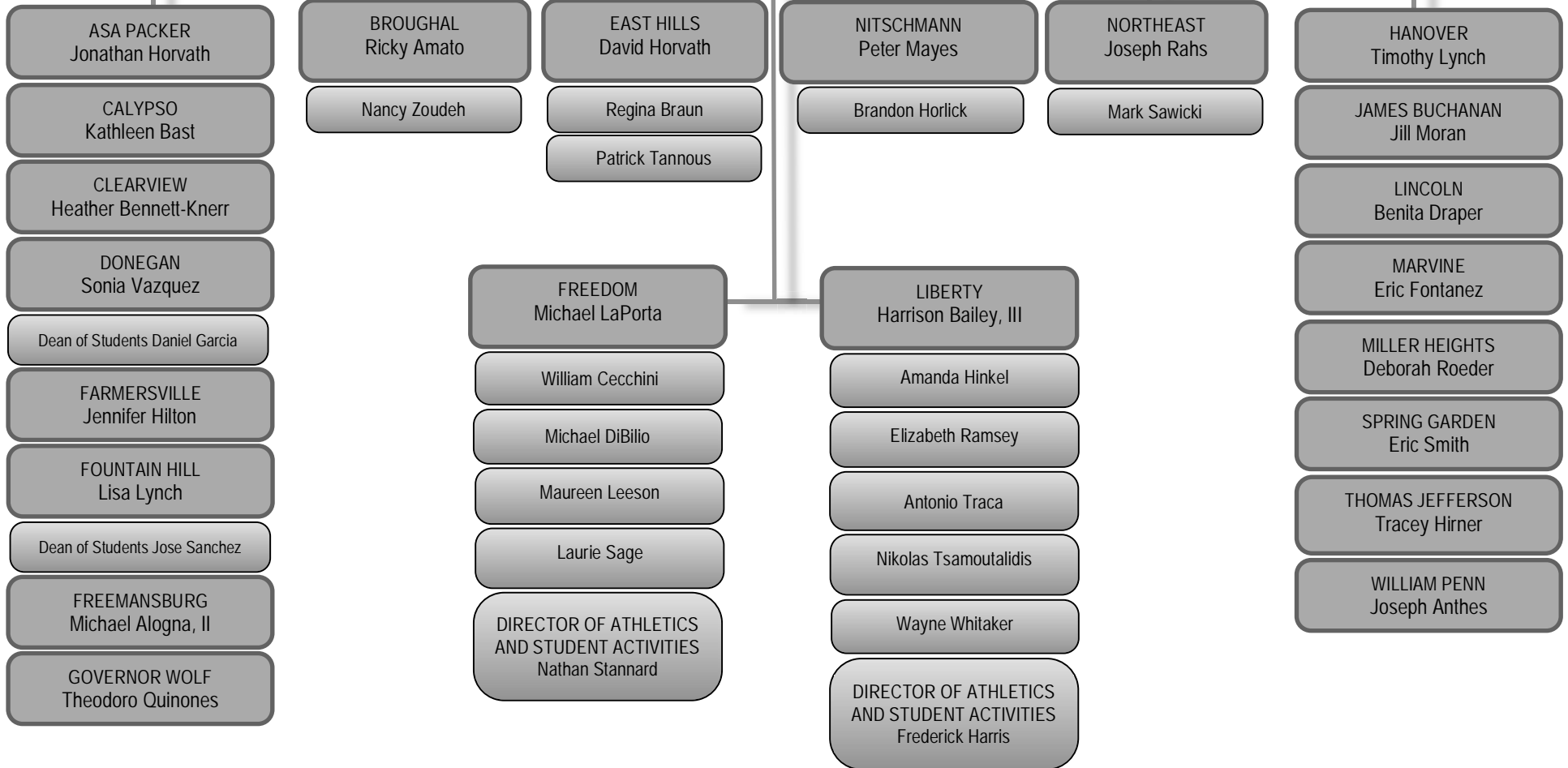


- EXECUTIVE CABINET - INDIVIDUAL EMPLOYEE CONTRACT
- CABINET - INSTRUCTIONAL MEET & DISCUSS
- INSTRUCTIONAL MEET & DISCUSS
- INSTRUCTIONAL MEET & DISCUSS - ASST. PRINCIPAL
- NONINSTRUCTIONAL MEET & DISCUSS (Supervisors)
- NONINSTRUCTIONAL MEET & DISCUSS
- ORGANIZED LABOR CONTRACT (UNION)



CHARISSE PFEIFFER  
ADMINISTRATIVE ASSISTANT

**DR. JACK SILVA**  
ASSISTANT SUPERINTENDENT FOR EDUCATION: CHIEF ACADEMIC OFFICER



- EXECUTIVE CABINET - INDIVIDUAL EMPLOYEE CONTRACT
- CABINET - INSTRUCTIONAL MEET & DISCUSS
- INSTRUCTIONAL MEET & DISCUSS
- INSTRUCTIONAL MEET & DISCUSS - ASST. PRINCIPAL
- NONINSTRUCTIONAL MEET & DISCUSS (Supervisors)
- NONINSTRUCTIONAL MEET & DISCUSS
- ORGANIZED LABOR CONTRACT (UNION)

**DR. JOSEPH J. ROY**  
SUPERINTENDENT OF SCHOOLS

**CLAIRE HOGAN**  
CHIEF PUPIL SERVICES OFFICER

SECRETARY

Ravinder Singh  
ACCESS PROGRAM  
COORDINATOR

**LEIGH KUENNE RUSNAK**  
DIRECTOR OF  
SPECIAL EDUCATION

**VIVIAN ROBLEDO-SHOREY**  
DIRECTOR OF  
STUDENT SERVICES

HOME SCHOOL VISITOR

SCHOOL PSYCHOLOGISTS

GUIDANCE COUNSELORS

**BRENDA SOLITARIO**  
SPECIAL EDUCATION  
COORDINATOR

**DANIEL BURKHOLDER**  
SPECIAL EDUCATION  
COORDINATOR

**JULIE MATLA**  
SPECIAL EDUCATION  
COORDINATOR

**KATHLEEN HALKINS**  
SUPERVISOR OF  
HEALTH SERVICES

NURSES

EDUCATIONAL SUPPORT TEACHER  
Denise Golden

EDUCATIONAL SUPPORT TEACHER  
Kristin Amato

EDUCATIONAL SUPPORT TEACHER  
Laura Moyer

Michael Lopez  
ATTENDANCE OFFICER








Michele Phillips  
ATTENDANCE OFFICER

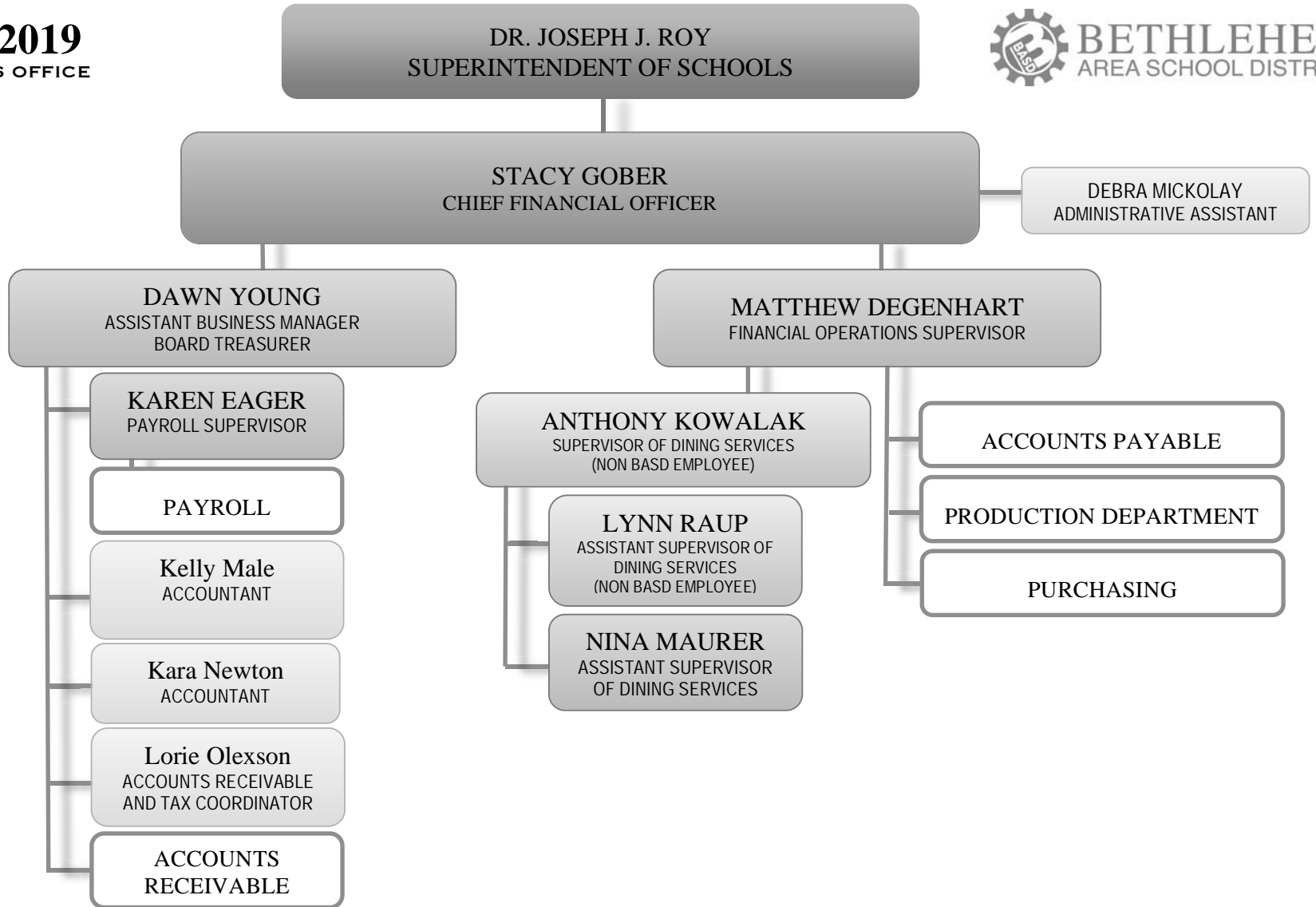
PHYSICAL SUPPORT  
LIFE SKILLS SUPPORT  
MULTIPLE DISABILITIES SUPPORT  
VISUALLY SUPPORT  
HEARING SUPPORT  
LEARNING SUPPORT  
K-5








AUTISTIC SUPPORT  
SPEECH LANGUAGE SUPPORT  
GIFTED SUPPORT  
LEARNING SUPPORT  
6-12

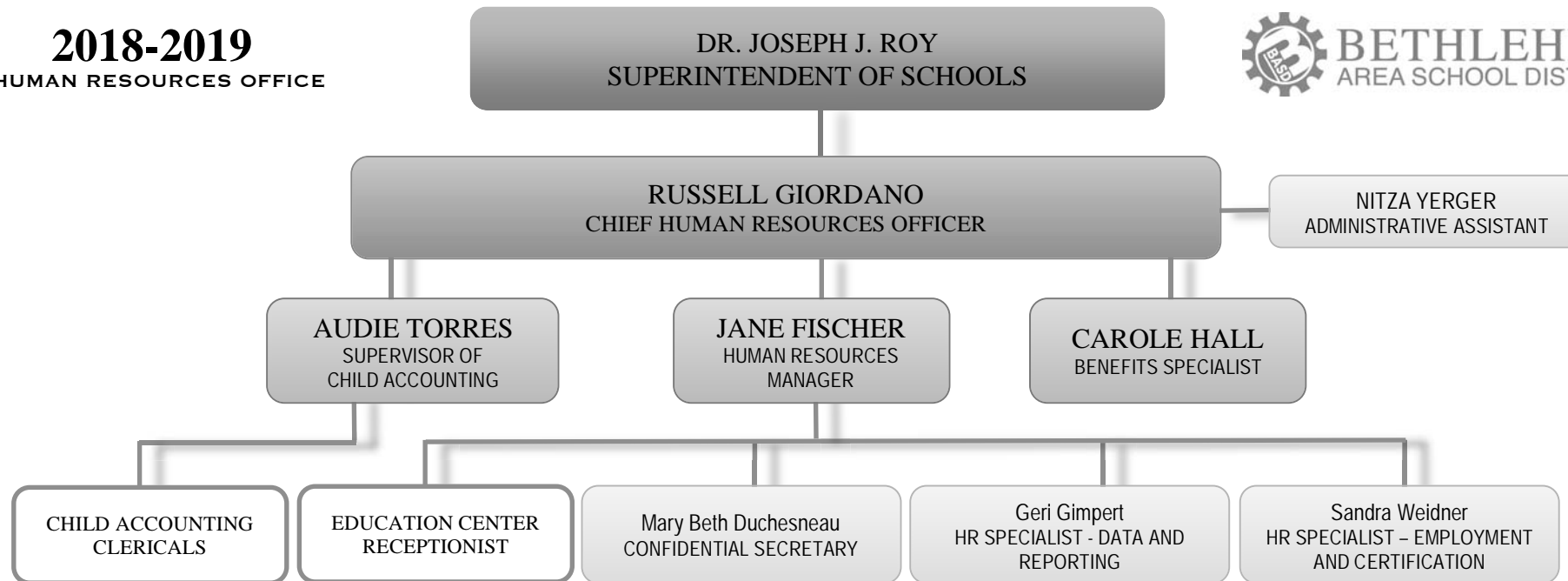
EMOTIONAL SUPPORT  
504  
LEARNING SUPPORT  
K-12








113 Special Education Teachers  
105 Special Education Instructional Assistants  
47 Guidance Counselors  
13 Psychologists  
13 Speech Therapists  
14 Nurses  
16 Associate Nurses  
2 Attendance Officers

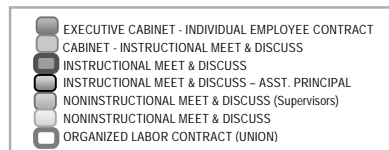
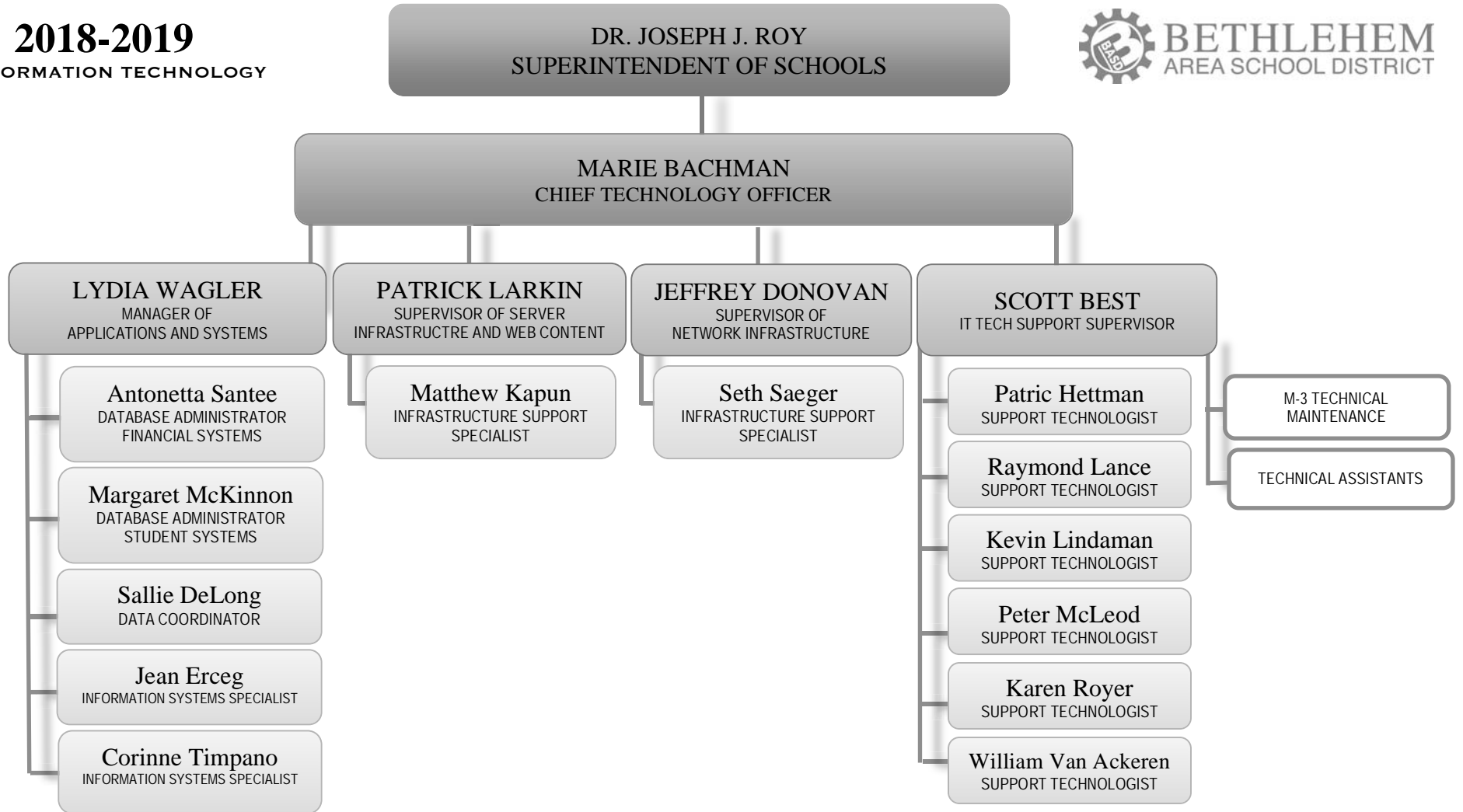
-  EXECUTIVE CABINET - INDIVIDUAL EMPLOYEE CONTRACT
-  CABINET - INSTRUCTIONAL MEET & DISCUSS
-  INSTRUCTIONAL MEET & DISCUSS
-  INSTRUCTIONAL MEET & DISCUSS - ASST. PRINCIPAL
-  NONINSTRUCTIONAL MEET & DISCUSS (Supervisors)
-  NONINSTRUCTIONAL MEET & DISCUSS
-  ORGANIZED LABOR CONTRACT (UNION)

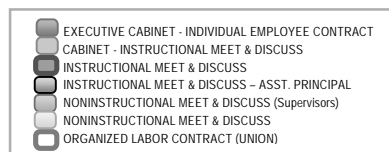
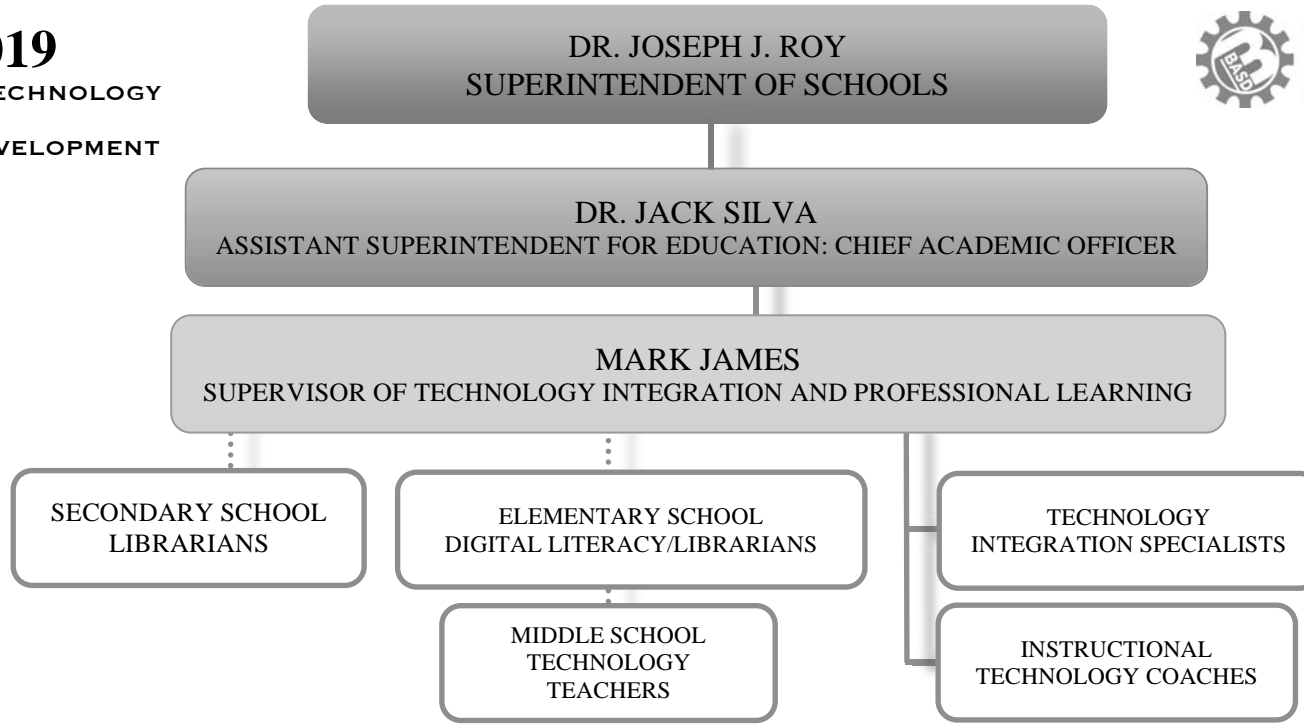


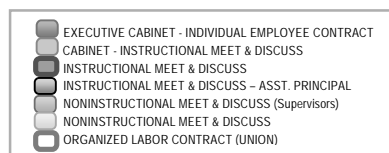
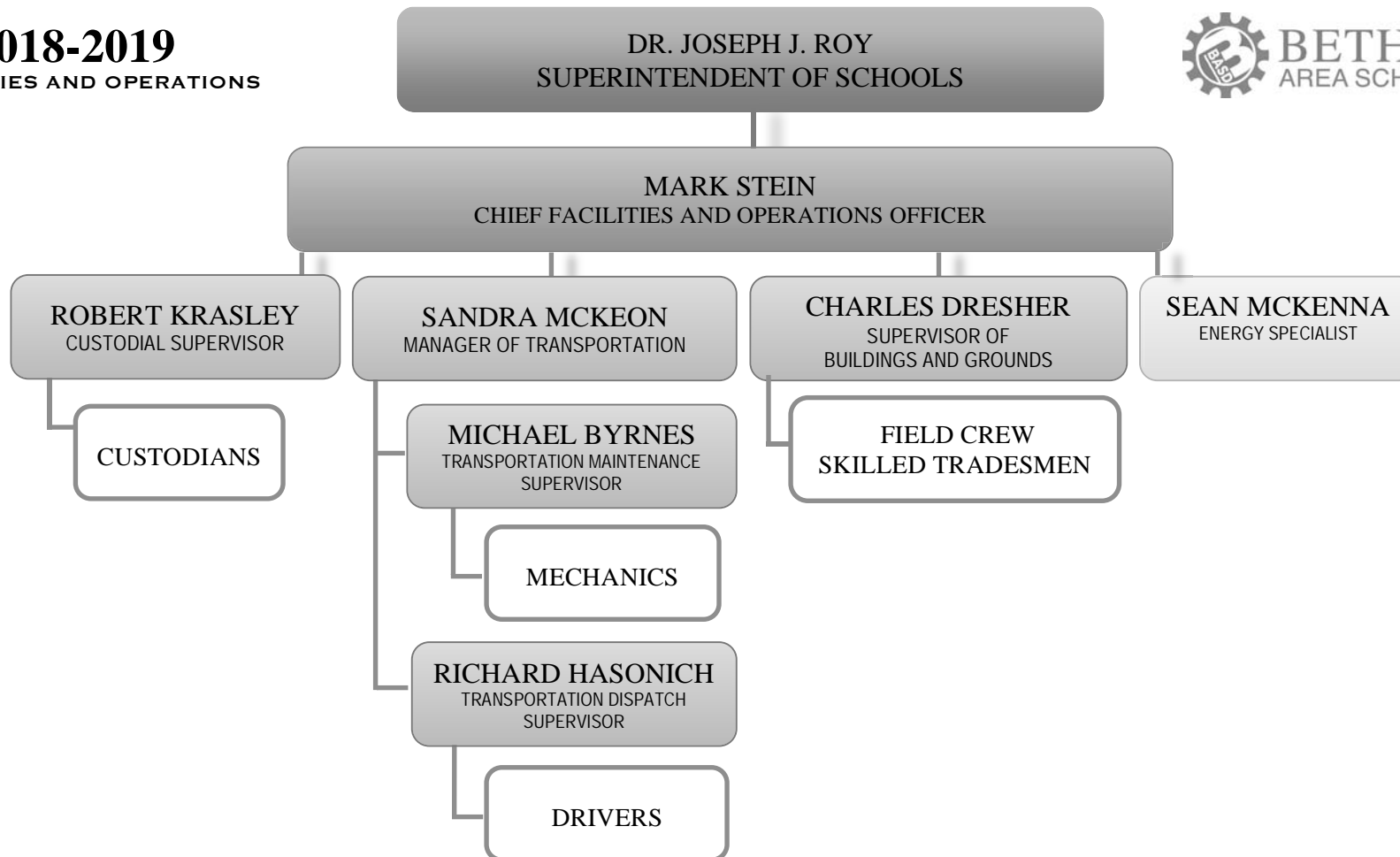
-  EXECUTIVE CABINET - INDIVIDUAL EMPLOYEE CONTRACT
-  CABINET - INSTRUCTIONAL MEET & DISCUSS
-  INSTRUCTIONAL MEET & DISCUSS
-  INSTRUCTIONAL MEET & DISCUSS - ASST. PRINCIPAL
-  NONINSTRUCTIONAL MEET & DISCUSS (Supervisors)
-  NONINSTRUCTIONAL MEET & DISCUSS
-  ORGANIZED LABOR CONTRACT (UNION)



-  EXECUTIVE CABINET - INDIVIDUAL EMPLOYEE CONTRACT
-  CABINET - INSTRUCTIONAL MEET & DISCUSS
-  INSTRUCTIONAL MEET & DISCUSS
-  INSTRUCTIONAL MEET & DISCUSS - ASST. PRINCIPAL
-  NONINSTRUCTIONAL MEET & DISCUSS (Supervisors)
-  NONINSTRUCTIONAL MEET & DISCUSS
-  ORGANIZED LABOR CONTRACT (UNION)







<u>Val Number</u>	<u>Description</u>	<u>Justification</u>
30501	Revenue Detail: AFR amount must equal PDE FAI system amount. 7311, AFR Rev Detail: \$1,598,403.68 7311, PDE FAI System: \$1,599,679.24	The 18-19 Transportation Subsidy was revised downward in the amount of \$1,275.56 and was deducted from the 8/29/19 Subsidy payment, which we recorded in the 18-19 fiscal year causing this discrepancy.
42420	Expenditure Detail: Total current year 2700-513 expenditure varies from prior year by 10%. Correct the data or enter a justification. 2700-513, AFR Exp Detail: \$65,972.46 2700-513, PY AFR Amount: \$34,605.39	The district contracted with a third party vendor for additional transportation services for special needs students during the second half of the 18-19 fiscal year.
50430	SESS - 2160 Social Work Services: SESS Schedule amounts for Special Education vary from prior year by 40% or more. Correct the data or enter a justification. SESS Schedule 2160: \$274,885.19 Prior Year SESS Schedule 2160: \$183,642.23	Additional social services were provided to support at risk and high needs students with significant trauma.

Amounts Expressed in Whole Dollars	<u>General Fund</u> <u>(10)</u>	<u>Public Purpose Trust</u> <u>(27)</u>	<u>Other Compt Approved</u> <u>(28)</u>	<u>Athletic / Activity</u> <u>(29)</u>	<u>Capital Reserve (690.</u> <u>1850)</u> <u>(31)</u>
<b>Assets And Deferred Outflows Of Resources</b>					
<b>Assets</b>					
0100 Cash and Cash Equivalents	65,829,039				
0110 Investments	480,000				
0120 Taxes Receivable	7,344,156				
0130 Due From Other Funds	673,372				
0141 Due From Other Governments	80,541				
0142 State Revenue Receivable	9,126,589				
0143 Federal Revenue Receivable	2,219,898				
0145 Other Intergovernmental Revenue Receivable					
0146 Due from Primary Government					
0147 Due from Component Unit					
0150 Other Receivables	218,455				
0170 Inventories	184,658				
0180 Prepaid Expenses (Expenditures)	78,179				
0190 Other Current Assets	29,699				
<b>Total Assets</b>	<b>\$86,264,586</b>				
0910 Deferred Outflows of Resources					
<b>Total Assets And Deferred Outflows Of Resources</b>	<b>\$86,264,586</b>				

Amounts Expressed in Whole Dollars

	<u>Capital Reserve (1431)</u> <u>(32)</u>	<u>Other Capital Projects</u> <u>Fund</u> <u>(39)</u>	<u>Debt Service</u> <u>(40)</u>	<u>Permanent</u> <u>(90)</u>	<u>Total Governmental</u> <u>Funds</u>
<b>Assets And Deferred Outflows Of Resources</b>					
<b>Assets</b>					
0100 Cash and Cash Equivalents	11,968,991	1,840,630			79,638,660
0110 Investments					480,000
0120 Taxes Receivable					7,344,156
0130 Due From Other Funds					673,372
0141 Due From Other Governments					80,541
0142 State Revenue Receivable					9,126,589
0143 Federal Revenue Receivable					2,219,898
0145 Other Intergovernmental Revenue Receivable					
0146 Due from Primary Government					
0147 Due from Component Unit					
0150 Other Receivables					218,455
0170 Inventories					184,658
0180 Prepaid Expenses (Expenditures)					78,179
0190 Other Current Assets					29,699
<b>Total Assets</b>	<b>\$11,968,991</b>	<b>\$1,840,630</b>			<b>\$100,074,207</b>
0910 Deferred Outflows of Resources					
<b>Total Assets And Deferred Outflows Of Resources</b>	<b>\$11,968,991</b>	<b>\$1,840,630</b>			<b>\$100,074,207</b>

Amounts Expressed in Whole Dollars

	<u>General Fund</u> <u>(10)</u>	<u>Public Purpose Trust</u> <u>(27)</u>	<u>Other Compt Approved</u> <u>(28)</u>	<u>Athletic / Activity</u> <u>(29)</u>	<u>Capital Reserve (690.</u> <u>1850)</u> <u>(31)</u>
<b>Liabilities And Deferred Inflows Of Resources And Fund Balances</b>					
<b>Liabilities</b>					
0400 Due to Other Funds	2,926,341				
0411 Due to Other Governments	1,452,690				
0412 Due to Primary Government					
0413 Due to Component Unit					
0420 Accounts Payable	2,658,294				
0430 Contracts Payable					
0440 Current Portion of Long-Term Debt	429,294				
0450 Short-Term Payables					
0461 Accrued Salaries and Benefits	13,201,431				
0462 Payroll Deductions and Withholding	20,053,387				
0480 Unearned Revenues					
0490 Other Current Liabilities	17,164				
<b>Total Liabilities</b>	<b>\$40,738,601</b>				
0950 Deferred Inflows of Resources	5,878,759				
<b>Fund Balances</b>					
0810 Nonspendable Fund Balance	262,837				
0820 Restricted Fund Balance	18,081				
0830 Committed Fund Balance	12,000,000				
0840 Assigned Fund Balance	8,813,488				
0850 Unassigned Fund Balance	18,552,820				
<b>Total Fund Balances</b>	<b>\$39,647,226</b>				
<b>Total Liabilities, Deferred Inflows Of Resources And Fund Balances</b>	<b>\$86,264,586</b>				

Amounts Expressed in Whole Dollars

	<u>Capital Reserve (1431)</u> <u>(32)</u>	<u>Other Capital Projects</u> <u>Fund</u> <u>(39)</u>	<u>Debt Service</u> <u>(40)</u>	<u>Permanent</u> <u>(90)</u>	<u>Total Governmental</u> <u>Funds</u>
<b>Liabilities And Deferred Inflows Of Resources And Fund Balances</b>					
<b>Liabilities</b>					
0400 Due to Other Funds		46,742			2,973,083
0411 Due to Other Governments					1,452,690
0412 Due to Primary Government					
0413 Due to Component Unit					
0420 Accounts Payable	740,719	2,858			3,401,871
0430 Contracts Payable					
0440 Current Portion of Long-Term Debt					429,294
0450 Short-Term Payables					
0461 Accrued Salaries and Benefits					13,201,431
0462 Payroll Deductions and Withholding					20,053,387
0480 Unearned Revenues					
0490 Other Current Liabilities					17,164
<b>Total Liabilities</b>	<b>\$740,719</b>	<b>\$49,600</b>			<b>\$41,528,920</b>
0950 Deferred Inflows of Resources					5,878,759
<b>Fund Balances</b>					
0810 Nonspendable Fund Balance					262,837
0820 Restricted Fund Balance	11,228,272	1,791,030			13,037,383
0830 Committed Fund Balance					12,000,000
0840 Assigned Fund Balance					8,813,488
0850 Unassigned Fund Balance					18,552,820
<b>Total Fund Balances</b>	<b>\$11,228,272</b>	<b>\$1,791,030</b>			<b>\$52,666,528</b>
<b>Total Liabilities, Deferred Inflows Of Resources And Fund Balances</b>	<b>\$11,968,991</b>	<b>\$1,840,630</b>			<b>\$100,074,207</b>

Amounts Expressed in Whole Dollars	<u>General Fund</u> <u>(10)</u>	<u>Public Purpose Trust</u> <u>(27)</u>	<u>Other Compt Approved</u> <u>(28)</u>	<u>Athletic / Activity</u> <u>(29)</u>	<u>Capital Reserve (690.</u> <u>1850)</u> <u>(31)</u>
<b>Revenues</b>					
6000 Revenue from Local Sources	202,599,267				
7000 Revenue from State Sources	73,505,761				
8000 Revenue from Federal Sources	8,856,735				
<b>Total Revenues</b>	<b>\$284,961,763</b>				
<b>Expenditures</b>					
1000 Instruction	179,375,683				
2000 Support Services	71,177,933				
3000 Operation of Non-Instructional Services	3,572,251				
4000 Facilities Acquisition, Construction and Improvement Services	156,579				
5110 Debt Service	20,908,703				
5130 Refund of Prior Year Revenues / Receipts	88,498				
<b>Total Expenditures</b>	<b>\$275,279,647</b>				
<b>Excess (Deficiency) Of Revenues Over Expenditures</b>	<b>\$9,682,116</b>				
<b>Other Financing Sources (Uses)</b>					
9110 Face Value of Bonds Issued					
9120 Proceeds from Refunding of Bonds					
9130 Bond Premiums					
9200 Proceeds from Extended-Term Financing					
9300 Interfund Transfers - IN					
9400 Sale of or Compensation for Loss of Fixed Assets	87,616				
9710 Transfers from Component Units					
9720 Transfers from Primary Governments					
9910 Other Financing Sources Not Listed in the 9000 Series					
9990 Insurance Recoveries					
5120 Debt Service – Refunded Bonds					
5150 Bond Discounts					
5200 Interfund Transfers – Out	4,000,000				
5300 Transfers Out to Component Units/Primary Governments					
<b>Total Other Financing Sources (Uses)</b>	<b>(\$3,912,384)</b>				

Amounts Expressed in Whole Dollars	<u>Capital Reserve (1431)</u> <u>(32)</u>	<u>Other Capital Projects</u> <u>Fund</u> <u>(39)</u>	<u>Debt Service</u> <u>(40)</u>	<u>Permanent</u> <u>(90)</u>	<u>Total Governmental</u> <u>Funds</u>
<b>Revenues</b>					
6000 Revenue from Local Sources	192,215	47,611			202,839,093
7000 Revenue from State Sources					73,505,761
8000 Revenue from Federal Sources					8,856,735
<b>Total Revenues</b>	<b>\$192,215</b>	<b>\$47,611</b>			<b>\$285,201,589</b>
<b>Expenditures</b>					
1000 Instruction		33,102			179,408,785
2000 Support Services	12	1,394,131			72,572,076
3000 Operation of Non-Instructional Services		27,770			3,600,021
4000 Facilities Acquisition, Construction and Improvement Services	2,511,679	1,877,383			4,545,641
5110 Debt Service	242,063				21,150,766
5130 Refund of Prior Year Revenues / Receipts		48,934			137,432
<b>Total Expenditures</b>	<b>\$2,753,754</b>	<b>\$3,381,320</b>			<b>\$281,414,721</b>
<b>Excess (Deficiency) Of Revenues Over Expenditures</b>	<b>(\$2,561,539)</b>	<b>(\$3,333,709)</b>			<b>\$3,786,868</b>
<b>Other Financing Sources (Uses)</b>					
9110 Face Value of Bonds Issued		1,075,000			1,075,000
9120 Proceeds from Refunding of Bonds		38,180,000			38,180,000
9130 Bond Premiums		2,458,215			2,458,215
9200 Proceeds from Extended-Term Financing					
9300 Interfund Transfers - IN	4,000,000				4,000,000
9400 Sale of or Compensation for Loss of Fixed Assets					87,616
9710 Transfers from Component Units					
9720 Transfers from Primary Governments					
9910 Other Financing Sources Not Listed in the 9000 Series					
9990 Insurance Recoveries					
5120 Debt Service – Refunded Bonds		39,428,769			39,428,769
5150 Bond Discounts					
5200 Interfund Transfers – Out					4,000,000
5300 Transfers Out to Component Units/Primary Governments					
<b>Total Other Financing Sources (Uses)</b>	<b>\$4,000,000</b>	<b>\$2,284,446</b>			<b>\$2,372,062</b>

Amounts Expressed in Whole Dollars	<u>General Fund</u> <u>(10)</u>	<u>Public Purpose Trust</u> <u>(27)</u>	<u>Other Compt Approved</u> <u>(28)</u>	<u>Athletic / Activity</u> <u>(29)</u>	<u>Capital Reserve</u> <u>(690.</u> <u>1850)</u> <u>(31)</u>
<b>Special And Extraordinary Items</b>					
9920 Special Items – Gains					
9930 Extraordinary Items – Gains					
5520 Special Items – Losses					
5530 Extraordinary Items – Losses					
<b>Net Change In Fund Balances</b>	<b>\$5,769,732</b>				
<b>Fund Balance</b>					
0001 Fund Balance - Beginning of Fiscal Year	33,877,496				
<b>Fund Balance - End Of Year</b>	<b>\$39,647,228</b>				

Amounts Expressed in Whole Dollars	<u>Capital Reserve (1431)</u> <u>(32)</u>	<u>Other Capital Projects</u> <u>Fund</u> <u>(39)</u>	<u>Debt Service</u> <u>(40)</u>	<u>Permanent</u> <u>(90)</u>	<u>Total Governmental</u> <u>Funds</u>
<b>Special And Extraordinary Items</b>					
9920 Special Items – Gains					
9930 Extraordinary Items – Gains					
5520 Special Items – Losses					
5530 Extraordinary Items – Losses					
<b>Net Change In Fund Balances</b>	<b>\$1,438,461</b>	<b>(\$1,049,263)</b>			<b>\$6,158,930</b>
<b>Fund Balance</b>					
0001 Fund Balance - Beginning of Fiscal Year	9,789,811	2,840,293			46,507,600
<b>Fund Balance - End Of Year</b>	<b>\$11,228,272</b>	<b>\$1,791,030</b>			<b>\$52,666,530</b>

Amounts Expressed in Whole Dollars	<u>Food Service</u> <u>(51)</u>	<u>Child Care</u> <u>Operations</u> <u>(52)</u>	<u>Other Enterprise</u> <u>(58)</u>	<u>TOTAL</u>	<u>Internal Service</u> <u>(60)</u>
<b>Assets And Deferred Outflows Of Resources</b>					
<b>Current Assets</b>					
0100 Cash and Cash Equivalents	552,446	879,509		1,431,955	
0110 Investments					
0130 Due From Other Funds	519,220	236,233		755,453	
0141 Due From Other Governments					
0142 State Revenue Receivable	31,609			31,609	
0143 Federal Revenue Receivable	714,421			714,421	
0146 Due from Primary Government					
0147 Due from Component Unit					
0150 Other Receivables	268,289	61,356		329,645	
0170 Inventories	75,137			75,137	
0180 Prepaid Expenses (Expenditures)		701		701	
0190 Other Current Assets					
<b>Total Current Assets</b>	<b>\$2,161,122</b>	<b>\$1,177,799</b>		<b>\$3,338,921</b>	
<b>Noncurrent Assets</b>					
0211 Land					
0212 Site Improvements (Net)					
0220 Buildings and Building Improvements (Net)					
0230 Machinery, Equipment and Furniture (Net)	86,367			86,367	
0250 Construction in Progress					
0260 Long Term Prepayments					
0290 Other Noncurrent Assets					
<b>Total Noncurrent Assets</b>	<b>\$86,367</b>			<b>\$86,367</b>	
0910 Deferred Outflows of Resources	881,315	538,373		1,419,688	
<b>Total Assets And Deferred Outflows Of Resources</b>	<b>\$3,128,804</b>	<b>\$1,716,172</b>		<b>\$4,844,976</b>	

LEA : 120481002 Bethlehem Area SD

Printed 11/27/2019 2:38:30 PM

Page - 2 of 2

Amounts Expressed in Whole Dollars	<u>Food Service</u> <u>(51)</u>	<u>Child Care</u> <u>Operations</u> <u>(52)</u>	<u>Other Enterprise</u> <u>(58)</u>	<u>TOTAL</u>	<u>Internal Service</u> <u>(60)</u>
<b>Liabilities And Deferred Inflows Of Resources And Net Position</b>					
<b>Current Liabilities</b>					
0400 Due to Other Funds	319,972	350,539		670,511	
0411 Due to Other Governments					
0413 Due to Component Unit					
0420 Accounts Payable	157,069	2,023		159,092	
0430 Contracts Payable					
0440 Current Portion of Long-Term Debt					
0450 Short-Term Payables					
0461 Accrued Salaries and Benefits	20,134	29,480		49,614	
0462 Payroll Deductions and Withholding	43,425	1,560		44,985	
0480 Unearned Revenues	59,232	66,079		125,311	
0490 Other Current Liabilities	28,364			28,364	
<b>Total Current Liabilities</b>	<b>\$628,196</b>	<b>\$449,681</b>		<b>\$1,077,877</b>	
<b>Noncurrent Liabilities</b>					
0510 Bonds Payable					
0520 Extended-Term Financing Agreements Payable					
0530 Lease-Purchase Obligations					
0540 Accumulated Compensated Absences	44,529	127,511		172,040	
0550 Authority Lease Obligations					
0560 Other Post-Employment Benefits (OPEB)	433,851	255,691		689,542	
0570 Net Pension Liability	6,980,143	4,797,478		11,777,621	
0599 Other Noncurrent Liabilities					
<b>Total Noncurrent Liabilities</b>	<b>\$7,458,523</b>	<b>\$5,180,680</b>		<b>\$12,639,203</b>	
<b>Total Liabilities</b>	<b>\$8,086,719</b>	<b>\$5,630,361</b>		<b>\$13,717,080</b>	
0950 Deferred Inflows of Resources	15,336	10,025		25,361	
<b>Net Position</b>					
0791 Net Investment in Capital Assets	86,367			86,367	
0008 Restricted Net Position (0792 – 0798)					
0799 Unrestricted Net Position	(5,059,618)	(3,924,214)		(8,983,832)	
<b>Total Net Position</b>	<b>(\$4,973,251)</b>	<b>(\$3,924,214)</b>		<b>(\$8,897,465)</b>	
<b>Total Liabilities And Deferred Inflows Of Resources And Net Position</b>	<b>\$3,128,804</b>	<b>\$1,716,172</b>		<b>\$4,844,976</b>	

Amounts Expressed in Whole Dollars	<u>Food Service</u> <u>(51)</u>	<u>Child Care Operations</u> <u>(52)</u>	<u>Other Enterprise</u> <u>(58)</u>	<u>TOTAL</u>	<u>Internal Service</u> <u>(60)</u>
<b>Operating Revenues</b>					
6600 Food Service Revenue	1,973,969			1,973,969	
0071 Charges for Services	2,950	1,612,786		1,615,736	
0072 Other Operating Revenue		694,305		694,305	
<b>Total Operating Revenues</b>	<b>\$1,976,919</b>	<b>\$2,307,091</b>		<b>\$4,284,010</b>	
<b>Operating Expenses</b>					
100 Personnel Services – Salaries	1,988,754	1,227,880		3,216,634	
200 Personnel Services – Employee Benefits	1,442,695	1,125,680		2,568,375	
300 Purchased Professional and Technical Services	90	829		919	
400 Purchased Property Services	49,935	293,437		343,372	
500 Other Purchased Services	3,818,280	1,232		3,819,512	
600 Supplies	571,066	16,185		587,251	
740 Depreciation	22,164			22,164	
810 Dues and Fees	5,057			5,057	
890 Miscellaneous Expenditures		6,080		6,080	
<b>Total Operating Expenses</b>	<b>\$7,898,041</b>	<b>\$2,671,323</b>		<b>\$10,569,364</b>	
<b>Operating Income (Loss)</b>	<b>(\$5,921,122)</b>	<b>(\$364,232)</b>		<b>(\$6,285,354)</b>	
<b>Non Operating Revenues (Expenses)</b>					
6500 Earnings on Investments	14,752	17,820		32,572	
6920 Contributions and Donations from Private Sources					
6930 Gains or Losses on Sale of Fixed Assets					
6991 Refunds of a Prior Year Expenditure					
7000 Revenue from State Sources	646,318	291,624		937,942	
8000 Revenue from Federal Sources	5,400,003			5,400,003	
9990 Insurance Recoveries					
820 Claims and Judgments Against the LEA					
830 Interest					
<b>TOTAL Non Operating Revenues (Expenses)</b>	<b>\$6,061,073</b>	<b>\$309,444</b>		<b>\$6,370,517</b>	
<b>Income (Loss) Before Contributions And Transfers</b>	<b>\$139,951</b>	<b>(\$54,788)</b>		<b>\$85,163</b>	

Amounts Expressed in Whole Dollars	<u>Food Service</u> <u>(51)</u>	<u>Child Care Operations</u> <u>(52)</u>	<u>Other Enterprise</u> <u>(58)</u>	<u>TOTAL</u>	<u>Internal Service</u> <u>(60)</u>
<b>Contributions, Transfers, and Special and Extraordinary Items</b>					
5200 Interfund Transfers – Out					
5300 Transfers Out to Component Units/Primary Governments					
5520 Special Items – Losses					
5530 Extraordinary Items – Losses					
9300 Interfund Transfers - IN					
9500 Capital Contributions					
9700 Transfers IN From Component Units/Primary Governments					
9920 Special Items – Gains					
9930 Extraordinary Items – Gains					
<b>Change In Net Position</b>	<b>\$139,951</b>	<b>(\$54,788)</b>		<b>\$85,163</b>	
0002 Net Position - Beginning of Fiscal Year	(5,113,202)	(3,869,426)		(8,982,628)	
0003 Accounting Changes / Residual Equity Transfers					
<b>Net Position - End Of Year</b>	<b>(\$4,973,251)</b>	<b>(\$3,924,214)</b>		<b>(\$8,897,465)</b>	

LEA : 120481002 Bethlehem Area SD

Printed 11/27/2019 2:38:50 PM

Amounts Expressed in Whole Dollars	<u>Food Service</u> <u>(51)</u>	<u>Child Care Operations</u> <u>(52)</u>	<u>Other Enterprise</u> <u>(58)</u>	<u>TOTAL</u>	<u>Internal Service(60)</u>
<b>Cash Flows From Operating Activities</b>					
0011 Cash Receipts From Users	1,682,247	1,606,237		3,288,484	
0012 Cash Receipts From Assessments Made to Other Funds					
0013 Cash Receipts From Earnings on Investments					
0014 Cash Receipts From Other Operating Revenue	2,950	694,337		697,287	
0015 Cash Payments To Employees For Services	3,447,584	2,229,869		5,677,453	
0016 Cash Payments For Insurance Claims					
0017 Cash Payments To Suppliers For Goods and Services	3,752,746	344,722		4,097,468	
0018 Cash Payments For Other Operating Expenses	5,057	6,080		11,137	
<b>Net Cash Provided By (Used For) Operating Activities</b>	<b>(\$5,520,190)</b>	<b>(\$280,097)</b>		<b>(\$5,800,287)</b>	
<b>Cash Flows From Non-Capital Financing Activities</b>					
0021 Receipts From Local Sources - 6000					
0022 Receipts From State Sources - 7000	647,233	291,624		938,857	
0023 Receipts From Federal Sources -8000	4,956,314			4,956,314	
0024 Notes and Loans Received (Repaid)					
0025 Interest Paid on Notes/Loans - 5100-830					
0026 Operating Transfers In (Out)/Residual Equity Trans					
0027 Operating Transfers In (Out) Primary Government / Comp Unit					
0028 Receipts From Refund of Prior Year Expenditures - 6991					
0029 Special and Extraordinary Gains (losses)					
0030 Receipts from Insurance Recoveries -9990					
<b>Net Cash Prov By (Used for) Non-Capital Financing Activities</b>	<b>\$5,603,547</b>	<b>\$291,624</b>		<b>\$5,895,171</b>	
<b>Cash Flows From Capital and Related Financing Activities</b>					
0031 Payments For Fac Acq, Const, and Imp - 4000					
0032 Gain / (Loss) on Sale of Fixed Assets - 6930					
0033 Proceeds From Extended Term Financing - 9200					
0034 Principal Paid on Financing Agreements					
0035 Interest Paid on Financing Agreements - 5100-830					
0036 (Inc) Dec in Contributed Capital					
<b>Net Cash Prov By (Used for) Capital and Related Financing Activities</b>					
<b>Cash Flows From Investing Activities</b>					
0041 Earnings on Investments - 6500	14,752	17,820		32,572	
0042 Purchase of Inv Securities / Deposits to Inv Pools					
0043 Receipts From Investment Pool Withdrawals					
0044 Proceeds from Sale and Maturity of Inv Securities					

LEA : 120481002 Bethlehem Area SD

Printed 11/27/2019 2:38:50 PM

0045 Loans Received (Paid)

<b>Net Cash Prov By (Used for) Investing Activities</b>	<b>\$14,752</b>	<b>\$17,820</b>	<b>\$32,572</b>
---	-----------------	-----------------	-----------------

LEA : 120481002 Bethlehem Area SD

Printed 11/27/2019 2:38:50 PM

	<u>Food Service</u> <u>(51)</u>	<u>Child Care Operations</u> <u>(52)</u>	<u>Other Enterprise</u> <u>(58)</u>	<u>TOTAL</u>	<u>Internal Service</u> <u>(60)</u>
<b>Net Increase (Decrease) in Cash Flows</b>	<b>98,109</b>	<b>29,347</b>		<b>127,456</b>	
0004 Cash and Cash Equivalents Beginning of Year	454,337	850,162		1,304,499	
<b>Cash and Cash Equivalents at Year End</b>	<b>\$552,446</b>	<b>\$879,509</b>		<b>\$1,431,955</b>	

**Reconciliation of Operating Income (Loss) To Net Cash Provided by (Used For) Operating Activities**

0005 Operating Income (Loss) per REP	(5,921,122)	(364,232)		(6,285,354)	
<b>Adjustments</b>					
0051 Depreciation and Net Amortization	22,164			22,164	
0052 Provision for Uncollectible Accounts					
0053 Other Adjustments	687,829	(37,791)		650,038	
<b>Effect of Changes in Assets, Liabilities, Deferred Outflows and Deferred Inflows</b>					
0054 (Inc) Dec In Accounts Receivable (0120-0150)	(213,307)	(3,019)		(216,326)	
0055 Advances to Other Funds (0160)	(78,415)	(3,530)		(81,945)	
0056 (Inc) Dec in Inventories (0170)	(7,584)			(7,584)	
0057 (Inc) Dec in Prepaid Expenses (0180)		32		32	
0058 (Inc) Dec in Other Current or Noncurrent Assets					
0064 Deferred Outflows (0910)	135,890	125,883		261,773	
0059 Inc (Dec) in Accounts Payable (0400-0450)	2,726	(357)		2,369	
0060 Inc (Dec) in Accrued Salaries/Benefits (0461)	(46,935)	64,898		17,963	
0065 Inc (Dec) in Net Pension Liabilities (0570)	(122,106)	(77,489)		(199,595)	
0066 Inc (Dec) in Other Postemp Benefit Oblig (0560)	20,353	12,780		33,133	
0061 Inc (Dec) in Payroll Deductions/Withholding (0462)					
0062 Inc (Dec) in Unearned Revenue (0480)					
0063 Inc (Dec) in Other Current or Noncurrent Liabilities		5,109		5,109	
0067 Deferred Inflows (0950)	317	(2,381)		(2,064)	
<b>Total Adjustments</b>	<b>\$400,932</b>	<b>\$84,135</b>		<b>\$485,067</b>	
<b>Cash Provided By (Used for) Total</b>	<b>(\$5,520,190)</b>	<b>(\$280,097)</b>		<b>(\$5,800,287)</b>	

COMBINED STATEMENT OF CASH FLOWS  
SCHEDULE OF NONCASH INVESTING, CAPITAL, AND FINANCING ACTIVITIES

Explanation of Transaction and Balance Sheet Effect	Amount
<b>Total</b>	

LEA : 120481002 Bethlehem Area SD

Printed 11/27/2019 2:38:52 PM

Amounts Expressed in Whole Dollars	<u>Private Purpose Trust</u> <u>(71)</u>	<u>Investment Trust</u> <u>(72)</u>	<u>Pension Trust</u> <u>(73)</u>	<u>Activity</u> <u>(81)</u>
<b>Assets And Deferred Outflows Of Resources</b>				
<b>Assets</b>				
0100 Cash and Cash Equivalents	334,074		26,871,077	693,711
0110 Investments	1,902			
0130 Due From Other Funds	1,300		2,222,442	1,425
0147 Due from Component Unit				
0150 Other Receivables	760		7,528	6,620
0170 Inventories				
0180 Prepaid Expenses (Expenditures)				
0190 Other Current Assets				
0220 Buildings and Building Improvements (Net)				
0230 Machinery, Equipment and Furniture (Net)				
<b>Total Assets</b>	<b>\$338,036</b>		<b>\$29,101,047</b>	<b>\$701,756</b>
0910 Deferred Outflows of Resources				
<b>Total Assets And Deferred Outflows Of Resources</b>	<b>\$338,036</b>		<b>\$29,101,047</b>	<b>\$701,756</b>

LEA : 120481002 Bethlehem Area SD

Printed 11/27/2019 2:38:52 PM

Amounts Expressed in Whole Dollars

	<u>Other Agency</u> <u>(89)</u>	<u>Discrete Component Units</u> <u>(98)</u>	<u>Discrete Component Units</u> <u>(99)</u>	<u>Total Fiduciary Funds</u>
<b>Assets And Deferred Outflows Of Resources</b>				
<b>Assets</b>				
0100 Cash and Cash Equivalents				27,898,862
0110 Investments				1,902
0130 Due From Other Funds				2,225,167
0147 Due from Component Unit				
0150 Other Receivables				14,908
0170 Inventories				
0180 Prepaid Expenses (Expenditures)				
0190 Other Current Assets				
0220 Buildings and Building Improvements (Net)				
0230 Machinery, Equipment and Furniture (Net)				
<b>Total Assets</b>				<b>\$30,140,839</b>
0910 Deferred Outflows of Resources				
<b>Total Assets And Deferred Outflows Of Resources</b>				<b>\$30,140,839</b>

LEA : 120481002 Bethlehem Area SD

Printed 11/27/2019 2:38:52 PM

Amounts Expressed in Whole Dollars

	<u>Private Purpose Trust</u> (71)	<u>Investment Trust</u> (72)	<u>Pension Trust</u> (73)	<u>Activity</u> (81)
<b>Liabilities, Deferred Inflows Of Resources And Net Position</b>				
<b>Liabilities</b>				
0400 Due to Other Funds			4,384	6,014
0411 Due to Other Governments				
0412 Due to Primary Government				
0413 Due to Component Unit				
0420 Accounts Payable	132,604		2,761,861	21,762
0430 Contracts Payable				
0450 Short-Term Payables				
0461 Accrued Salaries and Benefits				
0462 Payroll Deductions and Withholding				
0480 Unearned Revenues				
0490 Other Current Liabilities			58,447	673,980
<b>Total Liabilities</b>	<b>\$132,604</b>		<b>\$2,824,692</b>	<b>\$701,756</b>
<b>Net Position</b>				
0791 Net Investment in Capital Assets				
0009 Restricted Net Position (0792 – 0798)				
0799 Unrestricted Net Position	205,432		26,276,355	
<b>Total Net Position</b>	<b>\$205,432</b>		<b>\$26,276,355</b>	
<b>Total Liabilities, Deferred Inflows Of Resources And Net Position</b>	<b>\$338,036</b>		<b>\$29,101,047</b>	<b>\$701,756</b>

LEA : 120481002 Bethlehem Area SD

Printed 11/27/2019 2:38:52 PM

Amounts Expressed in Whole Dollars	<u>Other Agency</u> (89)	<u>Discrete Component Units</u> (98)	<u>Discrete Component Units</u> (99)	<u>Total Fiduciary Funds</u>
<b>Liabilities, Deferred Inflows Of Resources And Net Position</b>				
<b>Liabilities</b>				
0400 Due to Other Funds				10,398
0411 Due to Other Governments				
0412 Due to Primary Government				
0413 Due to Component Unit				
0420 Accounts Payable				2,916,227
0430 Contracts Payable				
0450 Short-Term Payables				
0461 Accrued Salaries and Benefits				
0462 Payroll Deductions and Withholding				
0480 Unearned Revenues				
0490 Other Current Liabilities				732,427
<b>Total Liabilities</b>				<b>\$3,659,052</b>
0950 Deferred Inflows of Resources				
<b>Net Position</b>				
0791 Net Investment in Capital Assets				
0009 Restricted Net Position (0792 – 0798)				
0799 Unrestricted Net Position				26,481,787
<b>Total Net Position</b>				<b>\$26,481,787</b>
<b>Total Liabilities, Deferred Inflows Of Resources And Net Position</b>				<b>\$30,140,839</b>

Amounts Expressed in Whole Dollars	<u>Private Purpose Trust</u> <u>(71)</u>	<u>Investment Trust</u> <u>(72)</u>	<u>Pension Trust</u> <u>(73)</u>	<u>Discrete Component</u> <u>Units</u> <u>(98)</u>	<u>Discrete Component</u> <u>Units</u> <u>(99)</u>	<u>Total Fiduciary</u> <u>Funds</u>
<b>Additions</b>						
0091 Gifts and Contributions	151,927		30,340,122			30,492,049
0092 Other Additions	5,045		521,525			526,570
<b>Deductions</b>						
0093 Scholarships Awarded	157,983					157,983
0094 Other Deductions			27,413,974			27,413,974
<b>Change In Net Position</b>	<b>(\$1,011)</b>		<b>\$3,447,673</b>			<b>\$3,446,662</b>
0006 Net Position – Beginning of Fiscal Year	206,443		22,828,682			23,035,125
0007 Net Position Held in Trust for Pension Benefits						
<b>Net Position - End of Fiscal Year</b>	<b>\$205,432</b>		<b>\$26,276,355</b>			<b>\$26,481,787</b>

	<u>Revenue Reported In Current Year</u>	<u>Current Year Tax Accrual</u>	<u>Prior Year Tax Accrual</u>	<u>Taxes Collected In Current Year</u>
<b><u>Revenue from Local Sources</u></b>				
6111 Current Real Estate Taxes	162,208,176.65			162,208,176.65
6112 Interim Real Estate Taxes	3,507,481.57			3,507,481.57
6113 Public Utility Realty Taxes	182,820.81			182,820.81
6114 Payments in Lieu of Current Taxes - State / Local	308,853.99			308,853.99
6120 Current Per Capita Taxes, Section 679	239,645.71			239,645.71
6141 Current Act 511 Per Capita Taxes	239,645.71			239,645.71
6143 Current Act 511 Local Services Taxes	343,502.09			343,502.09
6151 Current Act 511 Earned Income Taxes	15,146,690.43			15,146,690.43
6153 Current Act 511 Real Estate Transfer Taxes	3,945,651.31			3,945,651.31
6157 Current Act 511 Mercantile Taxes	3,970,192.81			3,970,192.81
6411 Delinquent Real Estate Taxes	5,423,139.00			5,423,139.00
6420 Delinquent Per Capita Taxes, Section 679	148,354.46			148,354.46
6457 Delinquent Act 511 Mercantile Taxes	685,605.56			685,605.56
6500 Earnings on Investments	2,463,061.43			
6700 Revenues from LEA Activities	162,902.00			
6832 Federal IDEA Revenue Received as Pass Through	1,996,991.91			
6839 Federal Revenue Received from Other Sources	8,875.48			
6910 Rentals	184,950.98			
6920 Contributions and Donations from Private Sources	508,721.50			
6941 Regular Day School Tuition	1,455.80			
6942 Summer School Tuition	47,973.00			
6944 Receipts from Other LEAs in Pennsylvania - Education	264,533.13			
6970 Services Provided Other Funds	290,017.17			
6980 Revenue from Community Services Activities	2,250.00			
6991 Refunds of a Prior Year Expenditure	128,188.03			
6999 Other Revenues Not Specified Above	189,586.00			
<b>TOTAL Revenue from Local Sources</b>	<b>\$202,599,266.53</b>			<b>\$196,349,760.10</b>

**Revenue Reported  
In Current Year**

**Revenue from State Sources**

7110 Basic Education Funding	32,610,550.92		
7160 Tuition for Orphans Subsidy	425,433.47		
7250 Migratory Children	400.00		
7271 Special Education funds for School-Aged Pupils	7,574,674.27		
7292 Pre-K Counts	822,202.29		
7299 Program Revenues Not Listed Previously in the 7200 Series	1,020.49		
7311 Pupil Transportation Subsidy	1,598,403.68		
7312 Nonpublic and Charter School Pupil Transportation Subsidy	1,048,740.00		
7320 Rental and Sinking Fund Payments / Building Reimbursement Subsidy	1,657,411.00		
7330 Health Services (Medical, Dental, Nurse, Act 25)	323,483.77		
7340 State Property Tax Reduction Allocation	4,744,369.71		
7361 School Safety and Security Grants	25,000.00		
7369 Other Safe School Grants	24,984.00		
7505 Ready to Learn Block Grant	1,797,733.00		
7599 Other State Revenue Not Listed Elsewhere in the 7000 Series	145,658.00		
7810 State Share of Social Security and Medicare Taxes	3,657,201.36		
7820 State Share of Retirement Contributions	17,048,495.50		
<b>TOTAL Revenue from State Sources</b>	<b>\$73,505,761.46</b>		

**Revenue Reported  
In Current Year**

**Revenue from Federal Sources**

8110 Payments for Federally Impacted Areas	1,066,603.79		
8514 NCLB, Title I - Improving the Academic Achievement of the Disadvantaged	4,567,981.00		
8515 NCLB, Title II - Preparing, Training and Recruiting High Quality Teachers and Principals	509,747.24		
8516 NCLB, Title III - Language Instruction for Limited English Proficient and Immigrant Students	203,895.00		
8517 NCLB, Title IV - 21St Century Schools	169,643.22		
8580 Child Care and Development Block Grants	164,581.00		
8810 School-Based Access Medicaid Reimbursement Program (SBAP) Reimbursements (Access)	2,040,358.42		
8820 Medical Assistance Reimbursement for Administrative Claiming (Quarterly) Program	133,925.70		
<b>TOTAL Revenue from Federal Sources</b>	<b>\$8,856,735.37</b>		

**Revenue Reported  
In Current Year**

**Other Financing Sources**

9400 Sale of or Compensation for Loss of Fixed Assets	87,615.50		
<b>TOTAL Other Financing Sources</b>	<b>\$87,615.50</b>		
<b>TOTAL FROM ALL SOURCES</b>	<b>\$285,049,378.86</b>		<b>\$196,349,760.10</b>

Revenue from Local Sources	202,599,266.53
Revenue from State Sources	73,505,761.46
Revenue from Federal Sources	8,856,735.37
Other Financing Sources	87,615.50
<b>TOTAL FROM ALL SOURCES</b>	<b>\$285,049,378.86</b>

General Fund (10)

	<u>Total</u>
<b>1000 Instruction</b>	
<b>100 Personnel Services – Salaries</b>	
100 Personnel Services – Salaries	69,867,342.38
<b>Total Personnel Services – Salaries</b>	<b>\$69,867,342.38</b>
<b>200 Personnel Services – Employee Benefits</b>	
210 Group Insurance – Contracted Provider	248,160.83
220 Social Security Contributions	5,227,974.99
230 PSERS Retirement Contributions	23,426,836.87
250 Unemployment Compensation	9,410.30
260 Workers’ Compensation	812,583.90
270 Group Insurance – Self-Insurance	17,230,258.14
280 Other Post-Employment Benefits (OPEB)	736,057.50
299 All Other Employee Benefits	116,278.90
<b>Total Personnel Services – Employee Benefits</b>	<b>\$47,807,561.43</b>
<b>300 Purchased Professional and Technical Services</b>	
322 Professional Educational Services – Ius	11,224,362.36
323 Professional Educational Services – Other Educational Agencies	6,978.87
329 Professional Educational Services – Other	1,589,693.85
330 Other Professional Services	56,483.23
360 Employee Training and Development Services	29,838.35
<b>Total Purchased Professional and Technical Services</b>	<b>\$12,907,356.66</b>
<b>400 Purchased Property Services</b>	
410 Cleaning Services	338.00
430 Repairs and Maintenance Services	608,342.50
440 Rentals	234,121.11
<b>Total Purchased Property Services</b>	<b>\$842,801.61</b>
<b>500 Other Purchased Services</b>	
510 Student Transportation Services	14,147.80
530 Communications	19,937.73
550 Printing and Binding	2,833.14
561 Tuition To Other School Districts Within the State	460,559.20
562 Tuition To Pennsylvania Charter Schools	29,388,402.62
563 Tuition To Nonpublic Schools	682,190.04
564 Tuition To Career and Technology Centers	7,990,381.14
566 Tuition To Institutions of Higher Education and Technical Institutes	2,440,776.00
567 Tuition To Approved Private Schools (APS) and PA Chartered Schools for the Deaf and Blind	205,583.69
568 Tuition To Private Residential Rehabilitative Institutions (PRRI) [In-State] and Detention Centers	92,686.78
580 Travel	13,306.62
594 IU Payment By Withholding for Institutionalized Children’s Programs – Special Classes	10,253.04
<b>Total Other Purchased Services</b>	<b>\$41,321,057.80</b>
<b>600 Supplies</b>	
610 General Supplies	854,157.16
620 Energy	35,095.89
630 Food	13,699.73
640 Books and Periodicals	474,343.40

LEA : 120481002 Bethlehem Area SD

Printed 11/27/2019 2:39:11 PM

General Fund (10)

<b>1000 Instruction</b>	<b><u>Total</u></b>
<b>600 <u>Supplies</u></b>	
650 Supplies & Fees – Technology Related	5,034,802.93
<b>Total Supplies</b>	<b>\$6,412,099.11</b>
<b>700 <u>Property</u></b>	
756 Capitalized Technology Equipment– Original	49,959.89
762 Capitalized Equipment - Replacement	7,936.35
766 Capitalized Technology Equipment– Replacement	106,968.64
<b>Total Property</b>	<b>\$164,864.88</b>
<b>800 <u>Other Objects</u></b>	
810 Dues and Fees	1,514.70
890 Miscellaneous Expenditures	51,084.83
<b>Total Other Objects</b>	<b>\$52,599.53</b>
<b>Total 1000 Instruction</b>	<b>\$179,375,683.40</b>

**General Fund (10)**

**1100 Regular Programs – Elementary / Secondary**

	<u>Elementary</u>	<u>Secondary</u>	<u>Federal</u>	<u>Total</u>
<b>100 Personnel Services – Salaries</b>				
100 Personnel Services – Salaries	29,878,344.02	24,686,671.71	2,555,516.07	57,120,531.80
<b>Total Personnel Services – Salaries</b>	<b>\$29,878,344.02</b>	<b>\$24,686,671.71</b>	<b>\$2,555,516.07</b>	<b>\$57,120,531.80</b>
<b>200 Personnel Services – Employee Benefits</b>				
210 Group Insurance – Contracted Provider	109,244.92	90,951.98	9,195.53	209,392.43
220 Social Security Contributions	2,232,705.50	1,853,550.77	191,373.47	4,277,629.74
230 PSERS Retirement Contributions	10,371,639.56	8,354,734.67	427,063.73	19,153,437.96
250 Unemployment Compensation	4,734.32	4,675.98		9,410.30
260 Workers' Compensation	367,787.16	291,535.18	4,968.40	664,290.74
270 Group Insurance – Self-Insurance	6,891,760.72	5,757,661.70	480,077.81	13,129,500.23
280 Other Post-Employment Benefits (OPEB)	370,310.53	365,746.97		736,057.50
299 All Other Employee Benefits	38,630.61	44,458.14	3,786.25	86,875.00
<b>Total Personnel Services – Employee Benefits</b>	<b>\$20,386,813.32</b>	<b>\$16,763,315.39</b>	<b>\$1,116,465.19</b>	<b>\$38,266,593.90</b>
<b>300 Purchased Professional and Technical Services</b>				
322 Professional Educational Services – Ius	307,502.82	425,490.24		732,993.06
323 Professional Educational Services – Other Educational Agencies		3,423.35		3,423.35
329 Professional Educational Services – Other	642,940.01	511,130.21	37,263.80	1,191,334.02
330 Other Professional Services	400.00	999.23		1,399.23
<b>Total Purchased Professional and Technical Services</b>	<b>\$950,842.83</b>	<b>\$941,043.03</b>	<b>\$37,263.80</b>	<b>\$1,929,149.66</b>
<b>400 Purchased Property Services</b>				
410 Cleaning Services	9.51	328.49		338.00
430 Repairs and Maintenance Services	66,970.42	427,593.04	112,441.06	607,004.52
440 Rentals	81,137.66	136,762.33		217,899.99
<b>Total Purchased Property Services</b>	<b>\$148,117.59</b>	<b>\$564,683.86</b>	<b>\$112,441.06</b>	<b>\$825,242.51</b>
<b>500 Other Purchased Services</b>				
510 Student Transportation Services	9,881.00	600.00		10,481.00
530 Communications	4,684.22	14,905.36		19,589.58
550 Printing and Binding	2,693.63	98.84		2,792.47
561 Tuition To Other School Districts Within the State	1,159.80	38,681.93		39,841.73
562 Tuition To Pennsylvania Charter Schools	13,329,298.87	7,933,245.82		21,262,544.69
563 Tuition To Nonpublic Schools		25,985.00		25,985.00
568 Tuition To Private Residential Rehabilitative Institutions (PRRI) [In-State] and Detention Centers	5,244.38	32,660.18		37,904.56
580 Travel	971.16	1,317.44	182.58	2,471.18
<b>Total Other Purchased Services</b>	<b>\$13,353,933.06</b>	<b>\$8,047,494.57</b>	<b>\$182.58</b>	<b>\$21,401,610.21</b>
<b>600 Supplies</b>				
610 General Supplies	358,271.97	380,874.28	11,672.71	750,818.96
620 Energy	7,469.87	4,530.02	203.93	12,203.82
630 Food	8,679.17	4,232.60		12,911.77
640 Books and Periodicals	66,930.55	354,694.77	19,604.37	441,229.69
650 Supplies & Fees – Technology Related	1,150,632.69	3,352,880.46	469,693.05	4,973,206.20
<b>Total Supplies</b>	<b>\$1,591,984.25</b>	<b>\$4,097,212.13</b>	<b>\$501,174.06</b>	<b>\$6,190,370.44</b>
<b>700 Property</b>				
756 Capitalized Technology Equipment – Original	3,374.32	34,983.27		38,357.59

**General Fund (10)**

<b>1100 Regular Programs – Elementary / Secondary</b>	<u><b>Elementary</b></u>	<u><b>Secondary</b></u>	<u><b>Federal</b></u>	<u><b>Total</b></u>
<b>700 Property</b>				
762 Capitalized Equipment - Replacement	7,936.35			7,936.35
766 Capitalized Technology Equipment – Replacement	40,060.25	66,908.39		106,968.64
<b>Total Property</b>	<b>\$51,370.92</b>	<b>\$101,891.66</b>		<b>\$153,262.58</b>
<b>800 Other Objects</b>				
810 Dues and Fees	78.99	78.01	42.70	199.70
890 Miscellaneous Expenditures	24,718.90	23,507.93		48,226.83
<b>Total Other Objects</b>	<b>\$24,797.89</b>	<b>\$23,585.94</b>	<b>\$42.70</b>	<b>\$48,426.53</b>
<b>Total 1100 Regular Programs – Elementary / Secondary</b>	<b>\$66,386,203.88</b>	<b>\$55,225,898.29</b>	<b>\$4,323,085.46</b>	<b>\$125,935,187.63</b>

**General Fund (10)**

**1110 Regular Programs**

	<u>Elementary</u>	<u>Secondary</u>	<u>Federal</u>	<u>Total</u>
<b>100 Personnel Services – Salaries</b>				
100 Personnel Services – Salaries	29,878,344.02	24,686,671.71		54,565,015.73
<b>Total Personnel Services – Salaries</b>	<b>\$29,878,344.02</b>	<b>\$24,686,671.71</b>		<b>\$54,565,015.73</b>
<b>200 Personnel Services – Employee Benefits</b>				
210 Group Insurance – Contracted Provider	109,244.92	90,951.98		200,196.90
220 Social Security Contributions	2,232,705.50	1,853,550.77		4,086,256.27
230 PSERS Retirement Contributions	10,371,639.56	8,354,734.67		18,726,374.23
250 Unemployment Compensation	4,734.32	4,675.98		9,410.30
260 Workers' Compensation	367,787.16	291,535.18		659,322.34
270 Group Insurance – Self-Insurance	6,891,760.72	5,757,661.70		12,649,422.42
280 Other Post-Employment Benefits (OPEB)	370,310.53	365,746.97		736,057.50
299 All Other Employee Benefits	38,630.61	44,458.14		83,088.75
<b>Total Personnel Services – Employee Benefits</b>	<b>\$20,386,813.32</b>	<b>\$16,763,315.39</b>		<b>\$37,150,128.71</b>
<b>300 Purchased Professional and Technical Services</b>				
322 Professional Educational Services – Ius	307,502.82	425,490.24		732,993.06
323 Professional Educational Services – Other Educational Agencies		3,423.35		3,423.35
329 Professional Educational Services – Other	642,940.01	511,130.21		1,154,070.22
330 Other Professional Services	400.00	999.23		1,399.23
<b>Total Purchased Professional and Technical Services</b>	<b>\$950,842.83</b>	<b>\$941,043.03</b>		<b>\$1,891,885.86</b>
<b>400 Purchased Property Services</b>				
410 Cleaning Services	9.51	328.49		338.00
430 Repairs and Maintenance Services	66,970.42	427,593.04		494,563.46
440 Rentals	81,137.66	136,762.33		217,899.99
<b>Total Purchased Property Services</b>	<b>\$148,117.59</b>	<b>\$564,683.86</b>		<b>\$712,801.45</b>
<b>500 Other Purchased Services</b>				
510 Student Transportation Services	9,881.00	600.00		10,481.00
530 Communications	4,684.22	14,905.36		19,589.58
550 Printing and Binding	2,693.63	98.84		2,792.47
561 Tuition To Other School Districts Within the State	1,159.80	38,681.93		39,841.73
562 Tuition To Pennsylvania Charter Schools	13,329,298.87	7,933,245.82		21,262,544.69
563 Tuition To Nonpublic Schools		25,985.00		25,985.00
568 Tuition To Private Residential Rehabilitative Institutions (PRRI) [In-State] and Detention Centers	5,244.38	32,660.18		37,904.56
580 Travel	971.16	1,317.44		2,288.60
<b>Total Other Purchased Services</b>	<b>\$13,353,933.06</b>	<b>\$8,047,494.57</b>		<b>\$21,401,427.63</b>
<b>600 Supplies</b>				
610 General Supplies	358,271.97	380,874.28		739,146.25
620 Energy	7,469.87	4,530.02		11,999.89
630 Food	8,679.17	4,232.60		12,911.77
640 Books and Periodicals	66,930.55	354,694.77		421,625.32
650 Supplies & Fees – Technology Related	1,150,632.69	3,352,880.46		4,503,513.15
<b>Total Supplies</b>	<b>\$1,591,984.25</b>	<b>\$4,097,212.13</b>		<b>\$5,689,196.38</b>
<b>700 Property</b>				
756 Capitalized Technology Equipment– Original	3,374.32	34,983.27		38,357.59

LEA : 120481002 Bethlehem Area SD

Printed 11/27/2019 2:39:11 PM

General Fund (10)

1110 Regular Programs

	<u>Elementary</u>	<u>Secondary</u>	<u>Federal</u>	<u>Total</u>
<b>700 Property</b>				
762 Capitalized Equipment - Replacement	7,936.35			7,936.35
766 Capitalized Technology Equipment – Replacement	40,060.25	66,908.39		106,968.64
<b>Total Property</b>	<b>\$51,370.92</b>	<b>\$101,891.66</b>		<b>\$153,262.58</b>
<b>800 Other Objects</b>				
810 Dues and Fees	78.99	78.01		157.00
890 Miscellaneous Expenditures	24,718.90	23,507.93		48,226.83
<b>Total Other Objects</b>	<b>\$24,797.89</b>	<b>\$23,585.94</b>		<b>\$48,383.83</b>
<b>Total 1110 Regular Programs</b>	<b>\$66,386,203.88</b>	<b>\$55,225,898.29</b>		<b>\$121,612,102.17</b>

LEA : 120481002 Bethlehem Area SD

Printed 11/27/2019 2:39:11 PM

**General Fund (10)**

**1190 Federally-Funded Regular Programs**

	<u>Elementary</u>	<u>Secondary</u>	<u>Federal</u>	<u>Total</u>
<b>100 Personnel Services – Salaries</b>				
100 Personnel Services – Salaries			2,555,516.07	2,555,516.07
<b>Total Personnel Services – Salaries</b>			<b>\$2,555,516.07</b>	<b>\$2,555,516.07</b>
<b>200 Personnel Services – Employee Benefits</b>				
210 Group Insurance – Contracted Provider			9,195.53	9,195.53
220 Social Security Contributions			191,373.47	191,373.47
230 PSERS Retirement Contributions			427,063.73	427,063.73
260 Workers' Compensation			4,968.40	4,968.40
270 Group Insurance – Self-Insurance			480,077.81	480,077.81
299 All Other Employee Benefits			3,786.25	3,786.25
<b>Total Personnel Services – Employee Benefits</b>			<b>\$1,116,465.19</b>	<b>\$1,116,465.19</b>
<b>300 Purchased Professional and Technical Services</b>				
329 Professional Educational Services – Other			37,263.80	37,263.80
<b>Total Purchased Professional and Technical Services</b>			<b>\$37,263.80</b>	<b>\$37,263.80</b>
<b>400 Purchased Property Services</b>				
430 Repairs and Maintenance Services			112,441.06	112,441.06
<b>Total Purchased Property Services</b>			<b>\$112,441.06</b>	<b>\$112,441.06</b>
<b>500 Other Purchased Services</b>				
580 Travel			182.58	182.58
<b>Total Other Purchased Services</b>			<b>\$182.58</b>	<b>\$182.58</b>
<b>600 Supplies</b>				
610 General Supplies			11,672.71	11,672.71
620 Energy			203.93	203.93
640 Books and Periodicals			19,604.37	19,604.37
650 Supplies & Fees – Technology Related			469,693.05	469,693.05
<b>Total Supplies</b>			<b>\$501,174.06</b>	<b>\$501,174.06</b>
<b>800 Other Objects</b>				
810 Dues and Fees			42.70	42.70
<b>Total Other Objects</b>			<b>\$42.70</b>	<b>\$42.70</b>
<b>Total 1190 Federally-Funded Regular Programs</b>			<b>\$4,323,085.46</b>	<b>\$4,323,085.46</b>

**General Fund (10)**

**1200 Special Programs – Elementary / Secondary**

	<u>Elementary</u>	<u>Secondary</u>	<u>Federal</u>	<u>Total</u>
<b>100 Personnel Services – Salaries</b>				
100 Personnel Services – Salaries	5,466,400.61	5,085,141.48	1,291,504.50	11,843,046.59
<b>Total Personnel Services – Salaries</b>	<b>\$5,466,400.61</b>	<b>\$5,085,141.48</b>	<b>\$1,291,504.50</b>	<b>\$11,843,046.59</b>
<b>200 Personnel Services – Employee Benefits</b>				
210 Group Insurance – Contracted Provider	17,515.75	16,483.84	3,510.91	37,510.50
220 Social Security Contributions	408,057.06	378,361.69	96,192.36	882,611.11
230 PSERS Retirement Contributions	1,841,417.80	1,700,909.03	431,750.06	3,974,076.89
260 Workers' Compensation	68,785.12	66,216.17	2,777.77	137,779.06
270 Group Insurance – Self-Insurance	1,848,536.53	1,599,778.16	513,483.22	3,961,797.91
299 All Other Employee Benefits	14,220.19	15,183.71		29,403.90
<b>Total Personnel Services – Employee Benefits</b>	<b>\$4,198,532.45</b>	<b>\$3,776,932.60</b>	<b>\$1,047,714.32</b>	<b>\$9,023,179.37</b>
<b>300 Purchased Professional and Technical Services</b>				
322 Professional Educational Services – Ius	5,713,342.55	4,220,112.23	238,810.04	10,172,264.82
323 Professional Educational Services – Other Educational Agencies	1,900.00	1,255.52		3,155.52
329 Professional Educational Services – Other	75,860.97	90,034.50	31,990.00	197,885.47
330 Other Professional Services	2,203.50	2,067.00	50,813.50	55,084.00
<b>Total Purchased Professional and Technical Services</b>	<b>\$5,793,307.02</b>	<b>\$4,313,469.25</b>	<b>\$321,613.54</b>	<b>\$10,428,389.81</b>
<b>400 Purchased Property Services</b>				
430 Repairs and Maintenance Services	607.26	730.72		1,337.98
440 Rentals	3,727.33	11,844.84		15,572.17
<b>Total Purchased Property Services</b>	<b>\$4,334.59</b>	<b>\$12,575.56</b>		<b>\$16,910.15</b>
<b>500 Other Purchased Services</b>				
550 Printing and Binding		5.67		5.67
561 Tuition To Other School Districts Within the State	104,734.55	302,069.63		406,804.18
562 Tuition To Pennsylvania Charter Schools	4,035,077.73	4,090,780.20		8,125,857.93
563 Tuition To Nonpublic Schools	209.00	391,254.92		391,463.92
566 Tuition To Institutions of Higher Education and Technical Institutes		400.00		400.00
567 Tuition To Approved Private Schools (APS) and PA Chartered Schools for the Deaf and Blind	26,831.99	178,751.70		205,583.69
568 Tuition To Private Residential Rehabilitative Institutions (PRRI) [In-State] and Detention Centers	352.25	54,429.97		54,782.22
580 Travel	3,500.86	6,889.21		10,390.07
594 IU Payment By Withholding for Institutionalized Children's Programs – Special Classes	1,070.73	9,182.31		10,253.04
<b>Total Other Purchased Services</b>	<b>\$4,171,777.11</b>	<b>\$5,033,763.61</b>		<b>\$9,205,540.72</b>
<b>600 Supplies</b>				
610 General Supplies	22,045.22	19,256.94	5,578.05	46,880.21
620 Energy	671.22	6,961.74		7,632.96
630 Food	85.87			85.87
640 Books and Periodicals	561.41	3,745.09		4,306.50
650 Supplies & Fees – Technology Related	11,246.49	21,735.37	19,850.50	52,832.36
<b>Total Supplies</b>	<b>\$34,610.21</b>	<b>\$51,699.14</b>	<b>\$25,428.55</b>	<b>\$111,737.90</b>
<b>700 Property</b>				
756 Capitalized Technology Equipment– Original		7,102.30	4,500.00	11,602.30
<b>Total Property</b>		<b>\$7,102.30</b>	<b>\$4,500.00</b>	<b>\$11,602.30</b>

LEA : 120481002 Bethlehem Area SD

Printed 11/27/2019 2:39:11 PM

General Fund (10)

1200 Special Programs – Elementary / Secondary

800 Other Objects

	<u>Elementary</u>	<u>Secondary</u>	<u>Federal</u>	<u>Total</u>
810 Dues and Fees	1,114.27	200.73		1,315.00
890 Miscellaneous Expenditures	25.31	214.69		240.00
<b>Total Other Objects</b>	<b>\$1,139.58</b>	<b>\$415.42</b>		<b>\$1,555.00</b>
<b>Total 1200 Special Programs – Elementary / Secondary</b>	<b>\$19,670,101.57</b>	<b>\$18,281,099.36</b>	<b>\$2,690,760.91</b>	<b>\$40,641,961.84</b>

**General Fund (10)**

**1210 Life Skills Support**

	<u>Elementary</u>	<u>Secondary</u>	<u>Federal</u>	<u>Total</u>
<b>100 Personnel Services – Salaries</b>				
100 Personnel Services – Salaries	346,814.08	545,691.54	125,027.17	1,017,532.79
<b>Total Personnel Services – Salaries</b>	<b>\$346,814.08</b>	<b>\$545,691.54</b>	<b>\$125,027.17</b>	<b>\$1,017,532.79</b>
<b>200 Personnel Services – Employee Benefits</b>				
210 Group Insurance – Contracted Provider	947.71	1,677.67	266.60	2,891.98
220 Social Security Contributions	25,616.97	39,413.94	9,223.39	74,254.30
230 PSERS Retirement Contributions	113,873.27	180,205.82	41,796.57	335,875.66
260 Workers' Compensation	4,369.27	7,186.02	282.42	11,837.71
270 Group Insurance – Self-Insurance	138,797.16	211,497.84	65,137.50	415,432.50
<b>Total Personnel Services – Employee Benefits</b>	<b>\$283,604.38</b>	<b>\$439,981.29</b>	<b>\$116,706.48</b>	<b>\$840,292.15</b>
<b>300 Purchased Professional and Technical Services</b>				
322 Professional Educational Services – lus	60,521.66	147,374.08	3,281.04	211,176.78
329 Professional Educational Services – Other	4,189.84	7,349.35		11,539.19
<b>Total Purchased Professional and Technical Services</b>	<b>\$64,711.50</b>	<b>\$154,723.43</b>	<b>\$3,281.04</b>	<b>\$222,715.97</b>
<b>500 Other Purchased Services</b>				
550 Printing and Binding		5.67		5.67
561 Tuition To Other School Districts Within the State	74.75	535.07		609.82
580 Travel		477.17		477.17
<b>Total Other Purchased Services</b>	<b>\$74.75</b>	<b>\$1,017.91</b>		<b>\$1,092.66</b>
<b>600 Supplies</b>				
610 General Supplies	42.02	8,393.63		8,435.65
620 Energy	279.93	3,039.36		3,319.29
650 Supplies & Fees – Technology Related	1,148.65	18,375.96		19,524.61
<b>Total Supplies</b>	<b>\$1,470.60</b>	<b>\$29,808.95</b>		<b>\$31,279.55</b>
<b>700 Property</b>				
756 Capitalized Technology Equipment– Original		7,102.30	4,500.00	11,602.30
<b>Total Property</b>		<b>\$7,102.30</b>	<b>\$4,500.00</b>	<b>\$11,602.30</b>
<b>Total 1210 Life Skills Support</b>	<b>\$696,675.31</b>	<b>\$1,178,325.42</b>	<b>\$249,514.69</b>	<b>\$2,124,515.42</b>

**General Fund (10)**

	<u>Elementary</u>	<u>Secondary</u>	<u>Federal</u>	<u>Total</u>
<b>1220 Sensory Support</b>				
<b>100 Personnel Services – Salaries</b>				
100 Personnel Services – Salaries	560,128.22	207,935.61	149,987.50	918,051.33
<b>Total Personnel Services – Salaries</b>	<b>\$560,128.22</b>	<b>\$207,935.61</b>	<b>\$149,987.50</b>	<b>\$918,051.33</b>
<b>200 Personnel Services – Employee Benefits</b>				
210 Group Insurance – Contracted Provider	2,034.10	791.60	572.66	3,398.36
220 Social Security Contributions	41,824.69	15,542.81	11,229.94	68,597.44
230 PSERS Retirement Contributions	187,250.75	69,513.01	50,140.74	306,904.50
260 Workers' Compensation	6,894.68	3,155.02	630.69	10,680.39
270 Group Insurance – Self-Insurance	137,064.47	48,365.98	38,932.05	224,362.50
<b>Total Personnel Services – Employee Benefits</b>	<b>\$375,068.69</b>	<b>\$137,368.42</b>	<b>\$101,506.08</b>	<b>\$613,943.19</b>
<b>300 Purchased Professional and Technical Services</b>				
322 Professional Educational Services – lus	634,394.49	355,437.83		989,832.32
323 Professional Educational Services – Other Educational Agencies	1,900.00			1,900.00
330 Other Professional Services	625.50		1,258.50	1,884.00
<b>Total Purchased Professional and Technical Services</b>	<b>\$636,919.99</b>	<b>\$355,437.83</b>	<b>\$1,258.50</b>	<b>\$993,616.32</b>
<b>400 Purchased Property Services</b>				
430 Repairs and Maintenance Services	176.85	347.14		523.99
<b>Total Purchased Property Services</b>	<b>\$176.85</b>	<b>\$347.14</b>		<b>\$523.99</b>
<b>500 Other Purchased Services</b>				
561 Tuition To Other School Districts Within the State	1,900.00			1,900.00
580 Travel	1,048.05	467.17		1,515.22
<b>Total Other Purchased Services</b>	<b>\$2,948.05</b>	<b>\$467.17</b>		<b>\$3,415.22</b>
<b>600 Supplies</b>				
610 General Supplies	13,743.79	1,738.14	5,288.05	20,769.98
640 Books and Periodicals	59.92	117.62		177.54
650 Supplies & Fees – Technology Related	3,573.27	1,614.45	1,910.50	7,098.22
<b>Total Supplies</b>	<b>\$17,376.98</b>	<b>\$3,470.21</b>	<b>\$7,198.55</b>	<b>\$28,045.74</b>
<b>800 Other Objects</b>				
810 Dues and Fees	1,097.39	167.61		1,265.00
<b>Total Other Objects</b>	<b>\$1,097.39</b>	<b>\$167.61</b>		<b>\$1,265.00</b>
<b>Total 1220 Sensory Support</b>	<b>\$1,593,716.17</b>	<b>\$705,193.99</b>	<b>\$259,950.63</b>	<b>\$2,558,860.79</b>

**General Fund (10)**

**1230 Emotional Support**

	<u>Elementary</u>	<u>Secondary</u>	<u>Federal</u>	<u>Total</u>
<b>100 Personnel Services – Salaries</b>				
100 Personnel Services – Salaries	384,894.45	234,756.36	105,990.17	725,640.98
<b>Total Personnel Services – Salaries</b>	<b>\$384,894.45</b>	<b>\$234,756.36</b>	<b>\$105,990.17</b>	<b>\$725,640.98</b>
<b>200 Personnel Services – Employee Benefits</b>				
210 Group Insurance – Contracted Provider	1,135.71	816.81	358.04	2,310.56
220 Social Security Contributions	28,902.65	17,671.86	7,944.63	54,519.14
230 PSERS Retirement Contributions	128,492.41	78,479.27	35,432.47	242,404.15
260 Workers' Compensation	4,264.35	3,698.31		7,962.66
270 Group Insurance – Self-Insurance	141,493.13	74,184.37	31,845.00	247,522.50
<b>Total Personnel Services – Employee Benefits</b>	<b>\$304,288.25</b>	<b>\$174,850.62</b>	<b>\$75,580.14</b>	<b>\$554,719.01</b>
<b>300 Purchased Professional and Technical Services</b>				
322 Professional Educational Services – lus	3,960,247.72	3,243,315.03	225,785.00	7,429,347.75
323 Professional Educational Services – Other Educational Agencies		680.80		680.80
329 Professional Educational Services – Other	1,561.12	8,910.88	31,990.00	42,462.00
<b>Total Purchased Professional and Technical Services</b>	<b>\$3,961,808.84</b>	<b>\$3,252,906.71</b>	<b>\$257,775.00</b>	<b>\$7,472,490.55</b>
<b>400 Purchased Property Services</b>				
430 Repairs and Maintenance Services		265.00		265.00
<b>Total Purchased Property Services</b>		<b>\$265.00</b>		<b>\$265.00</b>
<b>500 Other Purchased Services</b>				
561 Tuition To Other School Districts Within the State	84,767.85	241,523.45		326,291.30
563 Tuition To Nonpublic Schools	209.00	224,920.52		225,129.52
566 Tuition To Institutions of Higher Education and Technical Institutes		400.00		400.00
568 Tuition To Private Residential Rehabilitative Institutions (PRRI) [In-State] and Detention Centers		54,082.06		54,082.06
580 Travel	135.89	274.76		410.65
<b>Total Other Purchased Services</b>	<b>\$85,112.74</b>	<b>\$521,200.79</b>		<b>\$606,313.53</b>
<b>600 Supplies</b>				
610 General Supplies	1,011.02	2,330.42		3,341.44
620 Energy		3,702.54		3,702.54
630 Food	85.87			85.87
640 Books and Periodicals	168.11	1,285.87		1,453.98
650 Supplies & Fees – Technology Related	123.17	414.27		537.44
<b>Total Supplies</b>	<b>\$1,388.17</b>	<b>\$7,733.10</b>		<b>\$9,121.27</b>
<b>Total 1230 Emotional Support</b>	<b>\$4,737,492.45</b>	<b>\$4,191,712.58</b>	<b>\$439,345.31</b>	<b>\$9,368,550.34</b>

**General Fund (10)**

**1240 Academic Support**

	<u>Elementary</u>	<u>Secondary</u>	<u>Federal</u>	<u>Total</u>
<b>100 Personnel Services – Salaries</b>				
100 Personnel Services – Salaries	4,098,231.74	3,779,657.06	779,642.31	8,657,531.11
<b>Total Personnel Services – Salaries</b>	<b>\$4,098,231.74</b>	<b>\$3,779,657.06</b>	<b>\$779,642.31</b>	<b>\$8,657,531.11</b>
<b>200 Personnel Services – Employee Benefits</b>				
210 Group Insurance – Contracted Provider	13,145.35	12,238.88	1,908.89	27,293.12
220 Social Security Contributions	305,934.03	281,771.44	57,973.42	645,678.89
230 PSERS Retirement Contributions	1,386,283.65	1,267,940.59	260,634.72	2,914,858.96
260 Workers' Compensation	51,813.64	47,520.53	1,864.66	101,198.83
270 Group Insurance – Self-Insurance	1,418,789.32	1,197,062.44	341,381.15	2,957,232.91
299 All Other Employee Benefits	14,220.19	15,183.71		29,403.90
<b>Total Personnel Services – Employee Benefits</b>	<b>\$3,190,186.18</b>	<b>\$2,821,717.59</b>	<b>\$663,762.84</b>	<b>\$6,675,666.61</b>
<b>300 Purchased Professional and Technical Services</b>				
322 Professional Educational Services – lus	60,983.03	75,246.88		136,229.91
323 Professional Educational Services – Other Educational Agencies		574.72		574.72
329 Professional Educational Services – Other	70,110.01	71,751.87		141,861.88
330 Other Professional Services	1,578.00	2,067.00	49,555.00	53,200.00
<b>Total Purchased Professional and Technical Services</b>	<b>\$132,671.04</b>	<b>\$149,640.47</b>	<b>\$49,555.00</b>	<b>\$331,866.51</b>
<b>400 Purchased Property Services</b>				
430 Repairs and Maintenance Services	430.41	118.58		548.99
440 Rentals	168.75	331.25		500.00
<b>Total Purchased Property Services</b>	<b>\$599.16</b>	<b>\$449.83</b>		<b>\$1,048.99</b>
<b>500 Other Purchased Services</b>				
561 Tuition To Other School Districts Within the State	17,147.03	54,326.14		71,473.17
563 Tuition To Nonpublic Schools		166,334.40		166,334.40
580 Travel	1,088.57	4,533.42		5,621.99
<b>Total Other Purchased Services</b>	<b>\$18,235.60</b>	<b>\$225,193.96</b>		<b>\$243,429.56</b>
<b>600 Supplies</b>				
610 General Supplies	5,603.96	5,312.39	290.00	11,206.35
620 Energy	391.29	219.84		611.13
640 Books and Periodicals	333.38	2,341.60		2,674.98
650 Supplies & Fees – Technology Related	6,401.40	1,330.69		7,732.09
<b>Total Supplies</b>	<b>\$12,730.03</b>	<b>\$9,204.52</b>	<b>\$290.00</b>	<b>\$22,224.55</b>
<b>800 Other Objects</b>				
810 Dues and Fees	16.88	33.12		50.00
890 Miscellaneous Expenditures	25.31	214.69		240.00
<b>Total Other Objects</b>	<b>\$42.19</b>	<b>\$247.81</b>		<b>\$290.00</b>
<b>Total 1240 Academic Support</b>	<b>\$7,452,695.94</b>	<b>\$6,986,111.24</b>	<b>\$1,493,250.15</b>	<b>\$15,932,057.33</b>

**General Fund (10)**

	<u>Elementary</u>	<u>Secondary</u>	<u>Federal</u>	<u>Total</u>
<b>1241 Learning Support – Public</b>				
<b>100 Personnel Services – Salaries</b>				
100 Personnel Services – Salaries	3,600,802.51	3,603,409.55	779,642.31	7,983,854.37
<b>Total Personnel Services – Salaries</b>	<b>\$3,600,802.51</b>	<b>\$3,603,409.55</b>	<b>\$779,642.31</b>	<b>\$7,983,854.37</b>
<b>200 Personnel Services – Employee Benefits</b>				
210 Group Insurance – Contracted Provider	11,337.22	11,591.90	1,908.89	24,838.01
220 Social Security Contributions	268,771.93	268,675.75	57,973.42	595,421.10
230 PSERS Retirement Contributions	1,219,981.77	1,209,009.78	260,634.72	2,689,626.27
260 Workers' Compensation	46,026.67	45,470.12	1,864.66	93,361.45
270 Group Insurance – Self-Insurance	1,317,377.47	1,160,238.04	341,381.15	2,818,996.66
299 All Other Employee Benefits	14,220.19	15,183.71		29,403.90
<b>Total Personnel Services – Employee Benefits</b>	<b>\$2,877,715.25</b>	<b>\$2,710,169.30</b>	<b>\$663,762.84</b>	<b>\$6,251,647.39</b>
<b>300 Purchased Professional and Technical Services</b>				
322 Professional Educational Services – Ius	60,983.03	72,260.96		133,243.99
323 Professional Educational Services – Other Educational Agencies		574.72		574.72
329 Professional Educational Services – Other	67,556.56	68,680.52		136,237.08
330 Other Professional Services	1,578.00	2,067.00	49,555.00	53,200.00
<b>Total Purchased Professional and Technical Services</b>	<b>\$130,117.59</b>	<b>\$143,583.20</b>	<b>\$49,555.00</b>	<b>\$323,255.79</b>
<b>400 Purchased Property Services</b>				
430 Repairs and Maintenance Services	430.41	118.58		548.99
<b>Total Purchased Property Services</b>	<b>\$430.41</b>	<b>\$118.58</b>		<b>\$548.99</b>
<b>500 Other Purchased Services</b>				
561 Tuition To Other School Districts Within the State	17,147.03	54,326.14		71,473.17
563 Tuition To Nonpublic Schools		166,334.40		166,334.40
580 Travel	376.42	4,079.34		4,455.76
<b>Total Other Purchased Services</b>	<b>\$17,523.45</b>	<b>\$224,739.88</b>		<b>\$242,263.33</b>
<b>600 Supplies</b>				
610 General Supplies	4,974.08	4,647.12	290.00	9,911.20
620 Energy	48.02	150.97		198.99
640 Books and Periodicals	150.85	2,250.03		2,400.88
650 Supplies & Fees – Technology Related	6,308.59	1,148.50		7,457.09
<b>Total Supplies</b>	<b>\$11,481.54</b>	<b>\$8,196.62</b>	<b>\$290.00</b>	<b>\$19,968.16</b>
<b>800 Other Objects</b>				
890 Miscellaneous Expenditures		165.00		165.00
<b>Total Other Objects</b>		<b>\$165.00</b>		<b>\$165.00</b>
<b>Total 1241 Learning Support – Public</b>	<b>\$6,638,070.75</b>	<b>\$6,690,382.13</b>	<b>\$1,493,250.15</b>	<b>\$14,821,703.03</b>

**General Fund (10)**

**1243 Gifted Support**

	<u>Elementary</u>	<u>Secondary</u>	<u>Federal</u>	<u>Total</u>
<b>100 Personnel Services – Salaries</b>				
100 Personnel Services – Salaries	497,429.23	176,247.51		673,676.74
<b>Total Personnel Services – Salaries</b>	<b>\$497,429.23</b>	<b>\$176,247.51</b>		<b>\$673,676.74</b>
<b>200 Personnel Services – Employee Benefits</b>				
210 Group Insurance – Contracted Provider	1,808.13	646.98		2,455.11
220 Social Security Contributions	37,162.10	13,095.69		50,257.79
230 PSERS Retirement Contributions	166,301.88	58,930.81		225,232.69
260 Workers' Compensation	5,786.97	2,050.41		7,837.38
270 Group Insurance – Self-Insurance	101,411.85	36,824.40		138,236.25
<b>Total Personnel Services – Employee Benefits</b>	<b>\$312,470.93</b>	<b>\$111,548.29</b>		<b>\$424,019.22</b>
<b>300 Purchased Professional and Technical Services</b>				
322 Professional Educational Services – lus		2,985.92		2,985.92
329 Professional Educational Services – Other	2,553.45	3,071.35		5,624.80
<b>Total Purchased Professional and Technical Services</b>	<b>\$2,553.45</b>	<b>\$6,057.27</b>		<b>\$8,610.72</b>
<b>400 Purchased Property Services</b>				
440 Rentals	168.75	331.25		500.00
<b>Total Purchased Property Services</b>	<b>\$168.75</b>	<b>\$331.25</b>		<b>\$500.00</b>
<b>500 Other Purchased Services</b>				
580 Travel	712.15	454.08		1,166.23
<b>Total Other Purchased Services</b>	<b>\$712.15</b>	<b>\$454.08</b>		<b>\$1,166.23</b>
<b>600 Supplies</b>				
610 General Supplies	629.88	665.27		1,295.15
620 Energy	343.27	68.87		412.14
640 Books and Periodicals	182.53	91.57		274.10
650 Supplies & Fees – Technology Related	92.81	182.19		275.00
<b>Total Supplies</b>	<b>\$1,248.49</b>	<b>\$1,007.90</b>		<b>\$2,256.39</b>
<b>800 Other Objects</b>				
810 Dues and Fees	16.88	33.12		50.00
890 Miscellaneous Expenditures	25.31	49.69		75.00
<b>Total Other Objects</b>	<b>\$42.19</b>	<b>\$82.81</b>		<b>\$125.00</b>
<b>Total 1243 Gifted Support</b>	<b>\$814,625.19</b>	<b>\$295,729.11</b>		<b>\$1,110,354.30</b>

**General Fund (10)**

**1260 Physical Support**

	<u>Elementary</u>	<u>Secondary</u>	<u>Federal</u>	<u>Total</u>
<b>100 Personnel Services – Salaries</b>				
100 Personnel Services – Salaries	23,561.85	10,352.20		33,914.05
<b>Total Personnel Services – Salaries</b>	<b>\$23,561.85</b>	<b>\$10,352.20</b>		<b>\$33,914.05</b>
<b>200 Personnel Services – Employee Benefits</b>				
210 Group Insurance – Contracted Provider	83.99	36.94		120.93
220 Social Security Contributions	1,813.05	796.57		2,609.62
230 PSERS Retirement Contributions	7,876.61	3,460.68		11,337.29
260 Workers' Compensation	274.13	120.43		394.56
<b>Total Personnel Services – Employee Benefits</b>	<b>\$10,047.78</b>	<b>\$4,414.62</b>		<b>\$14,462.40</b>
<b>300 Purchased Professional and Technical Services</b>				
322 Professional Educational Services – lus	678,839.00	162,327.77		841,166.77
<b>Total Purchased Professional and Technical Services</b>	<b>\$678,839.00</b>	<b>\$162,327.77</b>		<b>\$841,166.77</b>
<b>500 Other Purchased Services</b>				
561 Tuition To Other School Districts Within the State	844.92	3,626.77		4,471.69
580 Travel	91.24	38.76		130.00
<b>Total Other Purchased Services</b>	<b>\$936.16</b>	<b>\$3,665.53</b>		<b>\$4,601.69</b>
<b>600 Supplies</b>				
610 General Supplies	21.64			21.64
<b>Total Supplies</b>	<b>\$21.64</b>			<b>\$21.64</b>
<b>Total 1260 Physical Support</b>	<b>\$713,406.43</b>	<b>\$180,760.12</b>		<b>\$894,166.55</b>

**General Fund (10)**

**1270 Multi-Handicapped Support**

	<u>Elementary</u>	<u>Secondary</u>	<u>Federal</u>	<u>Total</u>
<b>100 Personnel Services – Salaries</b>				
100 Personnel Services – Salaries	354.20	101,484.08	28,117.96	129,956.24
<b>Total Personnel Services – Salaries</b>	<b>\$354.20</b>	<b>\$101,484.08</b>	<b>\$28,117.96</b>	<b>\$129,956.24</b>
<b>200 Personnel Services – Employee Benefits</b>				
210 Group Insurance – Contracted Provider		264.97	27.00	291.97
220 Social Security Contributions	26.13	7,619.04	2,128.91	9,774.08
230 PSERS Retirement Contributions	118.42	32,689.70	9,399.84	42,207.96
260 Workers' Compensation	4.12	1,507.76		1,511.88
270 Group Insurance – Self-Insurance		43,425.00	8,685.00	52,110.00
<b>Total Personnel Services – Employee Benefits</b>	<b>\$148.67</b>	<b>\$85,506.47</b>	<b>\$20,240.75</b>	<b>\$105,895.89</b>
<b>300 Purchased Professional and Technical Services</b>				
322 Professional Educational Services – lus	277,876.49	236,410.64		514,287.13
329 Professional Educational Services – Other		998.40		998.40
<b>Total Purchased Professional and Technical Services</b>	<b>\$277,876.49</b>	<b>\$237,409.04</b>		<b>\$515,285.53</b>
<b>500 Other Purchased Services</b>				
561 Tuition To Other School Districts Within the State		2,058.20		2,058.20
<b>Total Other Purchased Services</b>		<b>\$2,058.20</b>		<b>\$2,058.20</b>
<b>600 Supplies</b>				
610 General Supplies	1,190.67	1,055.57		2,246.24
<b>Total Supplies</b>	<b>\$1,190.67</b>	<b>\$1,055.57</b>		<b>\$2,246.24</b>
<b>Total 1270 Multi-Handicapped Support</b>	<b>\$279,570.03</b>	<b>\$427,513.36</b>	<b>\$48,358.71</b>	<b>\$755,442.10</b>

LEA : 120481002 Bethlehem Area SD

Printed 11/27/2019 2:39:11 PM

General Fund (10)

1280 Early Intervention Support

300 Purchased Professional and Technical Services

322 Professional Educational Services – lus

Total Purchased Professional and Technical Services

Total 1280 Early Intervention Support

	<u>Elementary</u>	<u>Secondary</u>	<u>Federal</u>	<u>Total</u>
322 Professional Educational Services – lus	40,480.16		9,744.00	50,224.16
<b>Total Purchased Professional and Technical Services</b>	<b>\$40,480.16</b>		<b>\$9,744.00</b>	<b>\$50,224.16</b>
<b>Total 1280 Early Intervention Support</b>	<b>\$40,480.16</b>		<b>\$9,744.00</b>	<b>\$50,224.16</b>

**General Fund (10)**

	<u>Elementary</u>	<u>Secondary</u>	<u>Federal</u>	<u>Total</u>
<b>1290 Special Programs - Other Support</b>				
<b>100 Personnel Services – Salaries</b>				
100 Personnel Services – Salaries	52,416.07	205,264.63	102,739.39	360,420.09
<b>Total Personnel Services – Salaries</b>	<b>\$52,416.07</b>	<b>\$205,264.63</b>	<b>\$102,739.39</b>	<b>\$360,420.09</b>
<b>200 Personnel Services – Employee Benefits</b>				
210 Group Insurance – Contracted Provider	168.89	656.97	377.72	1,203.58
220 Social Security Contributions	3,939.54	15,546.03	7,692.07	27,177.64
230 PSERS Retirement Contributions	17,522.69	68,619.96	34,345.72	120,488.37
260 Workers' Compensation	1,164.93	3,028.10		4,193.03
270 Group Insurance – Self-Insurance	12,392.45	25,242.53	27,502.52	65,137.50
<b>Total Personnel Services – Employee Benefits</b>	<b>\$35,188.50</b>	<b>\$113,093.59</b>	<b>\$69,918.03</b>	<b>\$218,200.12</b>
<b>300 Purchased Professional and Technical Services</b>				
329 Professional Educational Services – Other		1,024.00		1,024.00
<b>Total Purchased Professional and Technical Services</b>		<b>\$1,024.00</b>		<b>\$1,024.00</b>
<b>400 Purchased Property Services</b>				
440 Rentals	3,558.58	11,513.59		15,072.17
<b>Total Purchased Property Services</b>	<b>\$3,558.58</b>	<b>\$11,513.59</b>		<b>\$15,072.17</b>
<b>500 Other Purchased Services</b>				
562 Tuition To Pennsylvania Charter Schools	4,035,077.73	4,090,780.20		8,125,857.93
567 Tuition To Approved Private Schools (APS) and PA Chartered Schools for the Deaf and Blind	26,831.99	178,751.70		205,583.69
568 Tuition To Private Residential Rehabilitative Institutions (PRRI) [In-State] and Detention Centers	352.25	347.91		700.16
580 Travel	1,137.11	1,097.93		2,235.04
594 IU Payment By Withholding for Institutionalized Children’s Programs – Special Classes	1,070.73	9,182.31		10,253.04
<b>Total Other Purchased Services</b>	<b>\$4,064,469.81</b>	<b>\$4,280,160.05</b>		<b>\$8,344,629.86</b>
<b>600 Supplies</b>				
610 General Supplies	432.12	426.79		858.91
650 Supplies & Fees – Technology Related			17,940.00	17,940.00
<b>Total Supplies</b>	<b>\$432.12</b>	<b>\$426.79</b>	<b>\$17,940.00</b>	<b>\$18,798.91</b>
<b>Total 1290 Special Programs - Other Support</b>	<b>\$4,156,065.08</b>	<b>\$4,611,482.65</b>	<b>\$190,597.42</b>	<b>\$8,958,145.15</b>

LEA : 120481002 Bethlehem Area SD

Printed 11/27/2019 2:39:11 PM

General Fund (10)

1300 Vocational Education

500 Other Purchased Services

564 Tuition To Career and Technology Centers

Total Other Purchased Services

Total 1300 Vocational Education

<u>Elementary</u>	<u>Secondary</u>	<u>Federal</u>	<u>Total</u>
	7,990,381.14		7,990,381.14
	<b>\$7,990,381.14</b>		<b>\$7,990,381.14</b>
	<b>\$7,990,381.14</b>		<b>\$7,990,381.14</b>

**General Fund (10)**

	<u>Elementary</u>	<u>Secondary</u>	<u>Federal</u>	<u>Total</u>
<b>1400 Other Instructional Programs – Elementary / Secondary</b>				
<b>100 Personnel Services – Salaries</b>				
100 Personnel Services – Salaries	153,519.44	136,313.17	164,584.96	454,417.57
<b>Total Personnel Services – Salaries</b>	<b>\$153,519.44</b>	<b>\$136,313.17</b>	<b>\$164,584.96</b>	<b>\$454,417.57</b>
<b>200 Personnel Services – Employee Benefits</b>				
220 Social Security Contributions	11,475.60	10,132.33	12,477.68	34,085.61
230 PSERS Retirement Contributions	72,344.76	49,858.61	29,257.16	151,460.53
260 Workers' Compensation	3,240.42	1,928.14	117.95	5,286.51
<b>Total Personnel Services – Employee Benefits</b>	<b>\$87,060.78</b>	<b>\$61,919.08</b>	<b>\$41,852.79</b>	<b>\$190,832.65</b>
<b>300 Purchased Professional and Technical Services</b>				
322 Professional Educational Services – lus	23,096.67	201,144.40		224,241.07
323 Professional Educational Services – Other Educational Agencies		400.00		400.00
329 Professional Educational Services – Other	126,054.61	38,121.11	28,385.04	192,560.76
<b>Total Purchased Professional and Technical Services</b>	<b>\$149,151.28</b>	<b>\$239,665.51</b>	<b>\$28,385.04</b>	<b>\$417,201.83</b>
<b>500 Other Purchased Services</b>				
510 Student Transportation Services	1,498.44	2,168.36		3,666.80
561 Tuition To Other School Districts Within the State	1,128.72	12,784.57		13,913.29
563 Tuition To Nonpublic Schools	18,222.68	246,518.44		264,741.12
580 Travel			7.89	7.89
<b>Total Other Purchased Services</b>	<b>\$20,849.84</b>	<b>\$261,471.37</b>	<b>\$7.89</b>	<b>\$282,329.10</b>
<b>600 Supplies</b>				
610 General Supplies	1,911.32	124.56	136.64	2,172.52
620 Energy	6,068.37	3,341.84	5,442.75	14,852.96
630 Food	210.28	49.49	260.00	519.77
640 Books and Periodicals	100.08		1,080.47	1,180.55
650 Supplies & Fees – Technology Related	155.25	304.75		460.00
<b>Total Supplies</b>	<b>\$8,445.30</b>	<b>\$3,820.64</b>	<b>\$6,919.86</b>	<b>\$19,185.80</b>
<b>800 Other Objects</b>				
890 Miscellaneous Expenditures	141.75	608.25		750.00
<b>Total Other Objects</b>	<b>\$141.75</b>	<b>\$608.25</b>		<b>\$750.00</b>
<b>Total 1400 Other Instructional Programs – Elementary / Secondary</b>	<b>\$419,168.39</b>	<b>\$703,798.02</b>	<b>\$241,750.54</b>	<b>\$1,364,716.95</b>

**General Fund (10)**

	<u>Elementary</u>	<u>Secondary</u>	<u>Federal</u>	<u>Total</u>
<b>1420 Summer School</b>				
<b>100 Personnel Services – Salaries</b>				
100 Personnel Services – Salaries	119,030.66	58,699.54	139,900.32	317,630.52
<b>Total Personnel Services – Salaries</b>	<b>\$119,030.66</b>	<b>\$58,699.54</b>	<b>\$139,900.32</b>	<b>\$317,630.52</b>
<b>200 Personnel Services – Employee Benefits</b>				
220 Social Security Contributions	8,886.78	4,296.02	10,665.98	23,848.78
230 PSERS Retirement Contributions	57,332.54	23,281.08	25,197.15	105,810.77
260 Workers' Compensation	2,642.54	997.39	55.28	3,695.21
<b>Total Personnel Services – Employee Benefits</b>	<b>\$68,861.86</b>	<b>\$28,574.49</b>	<b>\$35,918.41</b>	<b>\$133,354.76</b>
<b>300 Purchased Professional and Technical Services</b>				
329 Professional Educational Services – Other	30,546.55	1,325.00	26,887.78	58,759.33
<b>Total Purchased Professional and Technical Services</b>	<b>\$30,546.55</b>	<b>\$1,325.00</b>	<b>\$26,887.78</b>	<b>\$58,759.33</b>
<b>500 Other Purchased Services</b>				
510 Student Transportation Services	695.25	1,364.75		2,060.00
580 Travel			7.89	7.89
<b>Total Other Purchased Services</b>	<b>\$695.25</b>	<b>\$1,364.75</b>	<b>\$7.89</b>	<b>\$2,067.89</b>
<b>600 Supplies</b>				
610 General Supplies	1,027.87	80.48		1,108.35
620 Energy	2,596.35	1,850.18	5,442.75	9,889.28
630 Food	6.28	49.49	260.00	315.77
640 Books and Periodicals	100.08		1,080.47	1,180.55
650 Supplies & Fees – Technology Related	155.25	304.75		460.00
<b>Total Supplies</b>	<b>\$3,885.83</b>	<b>\$2,284.90</b>	<b>\$6,783.22</b>	<b>\$12,953.95</b>
<b>800 Other Objects</b>				
890 Miscellaneous Expenditures	141.75	608.25		750.00
<b>Total Other Objects</b>	<b>\$141.75</b>	<b>\$608.25</b>		<b>\$750.00</b>
<b>Total 1420 Summer School</b>	<b>\$223,161.90</b>	<b>\$92,856.93</b>	<b>\$209,497.62</b>	<b>\$525,516.45</b>

**General Fund (10)**

**1430 Homebound Instruction**

	<u>Elementary</u>	<u>Secondary</u>	<u>Federal</u>	<u>Total</u>
<b>100 Personnel Services – Salaries</b>				
100 Personnel Services – Salaries	3,532.05	58,016.87		61,548.92
<b>Total Personnel Services – Salaries</b>	<b>\$3,532.05</b>	<b>\$58,016.87</b>		<b>\$61,548.92</b>
<b>200 Personnel Services – Employee Benefits</b>				
220 Social Security Contributions	266.25	4,362.66		4,628.91
230 PSERS Retirement Contributions	1,180.75	19,394.86		20,575.61
260 Workers' Compensation	41.11	674.94		716.05
<b>Total Personnel Services – Employee Benefits</b>	<b>\$1,488.11</b>	<b>\$24,432.46</b>		<b>\$25,920.57</b>
<b>300 Purchased Professional and Technical Services</b>				
329 Professional Educational Services – Other	30,458.91	28,292.17		58,751.08
<b>Total Purchased Professional and Technical Services</b>	<b>\$30,458.91</b>	<b>\$28,292.17</b>		<b>\$58,751.08</b>
<b>600 Supplies</b>				
610 General Supplies	39.45	44.08		83.53
<b>Total Supplies</b>	<b>\$39.45</b>	<b>\$44.08</b>		<b>\$83.53</b>
<b>Total 1430 Homebound Instruction</b>	<b>\$35,518.52</b>	<b>\$110,785.58</b>		<b>\$146,304.10</b>

LEA : 120481002 Bethlehem Area SD

Printed 11/27/2019 2:39:11 PM

General Fund (10)

	<u>Elementary</u>	<u>Secondary</u>	<u>Federal</u>	<u>Total</u>
<b>1440 Alternative Regular Education Programs</b>				
<b>300 <u>Purchased Professional and Technical Services</u></b>				
322 Professional Educational Services – Ius	23,096.67	201,144.40		224,241.07
323 Professional Educational Services – Other Educational Agencies		400.00		400.00
<b>Total Purchased Professional and Technical Services</b>	<b>\$23,096.67</b>	<b>\$201,544.40</b>		<b>\$224,641.07</b>
<b>500 <u>Other Purchased Services</u></b>				
561 Tuition To Other School Districts Within the State	1,128.72	12,784.57		13,913.29
563 Tuition To Nonpublic Schools	18,222.68	246,518.44		264,741.12
<b>Total Other Purchased Services</b>	<b>\$19,351.40</b>	<b>\$259,303.01</b>		<b>\$278,654.41</b>
<b>Total 1440 Alternative Regular Education Programs</b>	<b>\$42,448.07</b>	<b>\$460,847.41</b>		<b>\$503,295.48</b>

LEA : 120481002 Bethlehem Area SD

Printed 11/27/2019 2:39:11 PM

General Fund (10)

1441 Adjudicated / Court-Placed Programs

300 Purchased Professional and Technical Services

322 Professional Educational Services – lus

Elementary

Secondary

Federal

Total

6,388.48

21,595.84

27,984.32

**Total Purchased Professional and Technical Services**

**\$6,388.48**

**\$21,595.84**

**\$27,984.32**

500 Other Purchased Services

561 Tuition To Other School Districts Within the State

1,128.72

12,784.57

13,913.29

**Total Other Purchased Services**

**\$1,128.72**

**\$12,784.57**

**\$13,913.29**

**Total 1441 Adjudicated / Court-Placed Programs**

**\$7,517.20**

**\$34,380.41**

**\$41,897.61**

General Fund (10)

1442 Alternative Education Programs

300 Purchased Professional and Technical Services

322 Professional Educational Services – lus

323 Professional Educational Services – Other Educational Agencies

Total Purchased Professional and Technical Services

500 Other Purchased Services

563 Tuition To Nonpublic Schools

Total Other Purchased Services

Total 1442 Alternative Education Programs

	<u>Elementary</u>	<u>Secondary</u>	<u>Federal</u>	<u>Total</u>
322 Professional Educational Services – lus	16,708.19	179,548.56		196,256.75
323 Professional Educational Services – Other Educational Agencies		400.00		400.00
<b>Total Purchased Professional and Technical Services</b>	<b>\$16,708.19</b>	<b>\$179,948.56</b>		<b>\$196,656.75</b>
563 Tuition To Nonpublic Schools	18,222.68	246,518.44		264,741.12
<b>Total Other Purchased Services</b>	<b>\$18,222.68</b>	<b>\$246,518.44</b>		<b>\$264,741.12</b>
<b>Total 1442 Alternative Education Programs</b>	<b>\$34,930.87</b>	<b>\$426,467.00</b>		<b>\$461,397.87</b>

**General Fund (10)**

	<u>Elementary</u>	<u>Secondary</u>	<u>Federal</u>	<u>Total</u>
<b>1450 Instructional Programs Outside the Established School Day</b>				
<b>100 Personnel Services – Salaries</b>				
100 Personnel Services – Salaries	30,956.73	19,596.76	24,684.64	75,238.13
<b>Total Personnel Services – Salaries</b>	<b>\$30,956.73</b>	<b>\$19,596.76</b>	<b>\$24,684.64</b>	<b>\$75,238.13</b>
<b>200 Personnel Services – Employee Benefits</b>				
220 Social Security Contributions	2,322.57	1,473.65	1,811.70	5,607.92
230 PSERS Retirement Contributions	13,831.47	7,182.67	4,060.01	25,074.15
260 Workers' Compensation	556.77	255.81	62.67	875.25
<b>Total Personnel Services – Employee Benefits</b>	<b>\$16,710.81</b>	<b>\$8,912.13</b>	<b>\$5,934.38</b>	<b>\$31,557.32</b>
<b>300 Purchased Professional and Technical Services</b>				
329 Professional Educational Services – Other	65,049.15	8,503.94	1,497.26	75,050.35
<b>Total Purchased Professional and Technical Services</b>	<b>\$65,049.15</b>	<b>\$8,503.94</b>	<b>\$1,497.26</b>	<b>\$75,050.35</b>
<b>500 Other Purchased Services</b>				
510 Student Transportation Services	803.19	803.61		1,606.80
<b>Total Other Purchased Services</b>	<b>\$803.19</b>	<b>\$803.61</b>		<b>\$1,606.80</b>
<b>600 Supplies</b>				
610 General Supplies	844.00		136.64	980.64
620 Energy	3,472.02	1,491.66		4,963.68
630 Food	204.00			204.00
<b>Total Supplies</b>	<b>\$4,520.02</b>	<b>\$1,491.66</b>	<b>\$136.64</b>	<b>\$6,148.32</b>
<b>Total 1450 Instructional Programs Outside the Established School Day</b>	<b>\$118,039.90</b>	<b>\$39,308.10</b>	<b>\$32,252.92</b>	<b>\$189,600.92</b>

LEA : 120481002 Bethlehem Area SD

Printed 11/27/2019 2:39:11 PM

General Fund (10)

1500 Nonpublic School Programs

	<u>Elementary</u>	<u>Secondary</u>	<u>Federal</u>	<u>Total</u>
--	-------------------	------------------	----------------	--------------

300 Purchased Professional and Technical Services

322 Professional Educational Services – lus			90,229.95	94,863.41
360 Employee Training and Development Services			29,235.35	29,235.35

<b>Total Purchased Professional and Technical Services</b>			<b>\$119,465.30</b>	<b>\$124,098.76</b>
--	--	--	---------------------	---------------------

600 Supplies

610 General Supplies			32,630.07	32,630.07
640 Books and Periodicals			3,827.57	3,827.57
650 Supplies & Fees – Technology Related			3,018.70	3,018.70

<b>Total Supplies</b>			<b>\$39,476.34</b>	<b>\$39,476.34</b>
-----------------------	--	--	--------------------	--------------------

<b>Total 1500 Nonpublic School Programs</b>			<b>\$158,941.64</b>	<b>\$163,575.10</b>
---	--	--	---------------------	---------------------

LEA : 120481002 Bethlehem Area SD

Printed 11/27/2019 2:39:11 PM

General Fund (10)

1600 Adult Education Programs

Elementary

Secondary

Federal

Total

500 Other Purchased Services

566 Tuition To Institutions of Higher Education and Technical Institutes

2,440,376.00

**Total Other Purchased Services**

**\$2,440,376.00**

**Total 1600 Adult Education Programs**

**\$2,440,376.00**

General Fund (10)

1800 Pre-Kindergarten

Elementary                      Secondary                      Federal                      Total

100 Personnel Services – Salaries  
100 Personnel Services – Salaries 449,346.42

**Total Personnel Services – Salaries \$449,346.42**

200 Personnel Services – Employee Benefits  
210 Group Insurance – Contracted Provider 1,257.90  
220 Social Security Contributions 33,648.53  
230 PSERS Retirement Contributions 147,861.49  
260 Workers' Compensation 5,227.59  
270 Group Insurance – Self-Insurance 138,960.00

**Total Personnel Services – Employee Benefits \$326,955.51**

300 Purchased Professional and Technical Services  
329 Professional Educational Services – Other 7,913.60  
360 Employee Training and Development Services 603.00

**Total Purchased Professional and Technical Services \$8,516.60**

400 Purchased Property Services  
440 Rentals 648.95

**Total Purchased Property Services \$648.95**

500 Other Purchased Services  
530 Communications 348.15  
550 Printing and Binding 35.00  
580 Travel 437.48

**Total Other Purchased Services \$820.63**

600 Supplies  
610 General Supplies 21,655.40  
620 Energy 406.15  
630 Food 182.32  
640 Books and Periodicals 23,799.09  
650 Supplies & Fees – Technology Related 5,285.67

**Total Supplies \$51,328.63**

800 Other Objects  
890 Miscellaneous Expenditures 1,868.00

**Total Other Objects \$1,868.00**

**Total 1800 Pre-Kindergarten \$839,484.74**

**General Fund (10)**

**1801 Pre-K Instruction**

Elementary                      Secondary                      Federal                      Total

<b>100</b>	<b><u>Personnel Services – Salaries</u></b>			
	100 Personnel Services – Salaries			422,762.48
<b>Total Personnel Services – Salaries</b>				<b>\$422,762.48</b>
<b>200</b>	<b><u>Personnel Services – Employee Benefits</u></b>			
	210 Group Insurance – Contracted Provider			1,216.52
	220 Social Security Contributions			31,614.99
	230 PSERS Retirement Contributions			138,974.49
	260 Workers' Compensation			4,918.31
	270 Group Insurance – Self-Insurance			138,960.00
<b>Total Personnel Services – Employee Benefits</b>				<b>\$315,684.31</b>
<b>300</b>	<b><u>Purchased Professional and Technical Services</u></b>			
	329 Professional Educational Services – Other			5,225.60
<b>Total Purchased Professional and Technical Services</b>				<b>\$5,225.60</b>
<b>400</b>	<b><u>Purchased Property Services</u></b>			
	440 Rentals			648.95
<b>Total Purchased Property Services</b>				<b>\$648.95</b>
<b>500</b>	<b><u>Other Purchased Services</u></b>			
	530 Communications			348.15
	550 Printing and Binding			35.00
<b>Total Other Purchased Services</b>				<b>\$383.15</b>
<b>600</b>	<b><u>Supplies</u></b>			
	610 General Supplies			21,655.40
	620 Energy			406.15
	630 Food			182.32
	640 Books and Periodicals			23,799.09
	650 Supplies & Fees – Technology Related			5,285.67
<b>Total Supplies</b>				<b>\$51,328.63</b>
<b>800</b>	<b><u>Other Objects</u></b>			
	890 Miscellaneous Expenditures			1,868.00
<b>Total Other Objects</b>				<b>\$1,868.00</b>
<b>Total 1801 Pre-K Instruction</b>				<b>\$797,901.12</b>

LEA : 120481002 Bethlehem Area SD

Printed 11/27/2019 2:39:11 PM

General Fund (10)

1802 Pre-K Administrative Support

Elementary

Secondary

Federal

Total

100 Personnel Services – Salaries

100 Personnel Services – Salaries

26,312.02

**Total Personnel Services – Salaries**

**\$26,312.02**

200 Personnel Services – Employee Benefits

210 Group Insurance – Contracted Provider

41.38

220 Social Security Contributions

2,012.85

230 PSERS Retirement Contributions

8,796.10

260 Workers' Compensation

306.11

**Total Personnel Services – Employee Benefits**

**\$11,156.44**

**Total 1802 Pre-K Administrative Support**

**\$37,468.46**

General Fund (10)

1806 Pre-K Professional Development

Elementary

Secondary

Federal

Total

100 Personnel Services – Salaries

100 Personnel Services – Salaries

271.92

**Total Personnel Services – Salaries**

**\$271.92**

200 Personnel Services – Employee Benefits

220 Social Security Contributions

20.69

230 PSERS Retirement Contributions

90.90

260 Workers' Compensation

3.17

**Total Personnel Services – Employee Benefits**

**\$114.76**

300 Purchased Professional and Technical Services

329 Professional Educational Services – Other

2,688.00

360 Employee Training and Development Services

603.00

**Total Purchased Professional and Technical Services**

**\$3,291.00**

500 Other Purchased Services

580 Travel

437.48

**Total Other Purchased Services**

**\$437.48**

**Total 1806 Pre-K Professional Development**

**\$4,115.16**

LEA : 120481002 Bethlehem Area SD

Printed 11/27/2019 2:39:30 PM

General Fund (10)

2000 Support Services

Total

100 Personnel Services – Salaries

100 Personnel Services – Salaries 31,066,755.68

**Total Personnel Services – Salaries \$31,066,755.68**

200 Personnel Services – Employee Benefits

210 Group Insurance – Contracted Provider 240,599.55

220 Social Security Contributions 2,319,558.64

230 PSERS Retirement Contributions 10,252,531.49

240 Tuition Reimbursement 685,572.20

250 Unemployment Compensation 13,286.72

260 Workers' Compensation 360,537.10

270 Group Insurance – Self-Insurance 7,912,046.60

280 Other Post-Employment Benefits (OPEB) 205,545.00

291 Other Retirement Plans 7,000.00

299 All Other Employee Benefits 161,430.38

**Total Personnel Services – Employee Benefits \$22,158,107.68**

300 Purchased Professional and Technical Services

310 Official / Administrative Services 603,523.27

322 Professional Educational Services – Ius 58,403.07

329 Professional Educational Services – Other 2,749,652.34

330 Other Professional Services 1,407,481.87

340 Technical Services 141,164.50

350 Security / Safety Services 341,637.25

360 Employee Training and Development Services 268,656.31

**Total Purchased Professional and Technical Services \$5,570,518.61**

400 Purchased Property Services

410 Cleaning Services 281,965.56

420 Utility Services 309,988.55

430 Repairs and Maintenance Services 1,162,711.22

440 Rentals 369,634.64

450 Construction Services 64,625.96

460 Extermination Services 13,997.50

**Total Purchased Property Services \$2,202,923.43**

500 Other Purchased Services

513 Contracted Carriers 65,972.46

516 Student Transportation Services From the IU 1,156,110.08

520 Insurance – General 75,717.00

522 Automotive Liability Insurance 187,795.00

523 General Property and Liability Insurance 420,843.00

530 Communications 239,079.44

549 Other Advertising/Public Relations 16,679.24

550 Printing and Binding 64,200.75

580 Travel 131,576.23

595 IU Payments By Withholding 119,355.41

599 Other Miscellaneous Purchased Services 237,197.66

LEA : 120481002 Bethlehem Area SD

Printed 11/27/2019 2:39:30 PM

General Fund (10)

2000 Support Services

	<u>Total</u>
<b>Total Other Purchased Services</b>	<b>\$2,714,526.27</b>
<b>600 Supplies</b>	
610 General Supplies	1,742,119.34
620 Energy	2,530,977.14
630 Food	38,427.66
640 Books and Periodicals	70,982.99
650 Supplies & Fees – Technology Related	1,217,744.48
<b>Total Supplies</b>	<b>\$5,600,251.61</b>
<b>700 Property</b>	
752 Capital Equipment – Original and Additional	181,172.28
756 Capitalized Technology Equipment– Original	14,846.77
762 Capitalized Equipment - Replacement	1,126,985.05
766 Capitalized Technology Equipment– Replacement	374,689.33
<b>Total Property</b>	<b>\$1,697,693.43</b>
<b>800 Other Objects</b>	
810 Dues and Fees	91,172.83
890 Miscellaneous Expenditures	75,983.00
<b>Total Other Objects</b>	<b>\$167,155.83</b>
<b>Total 2000 Support Services</b>	<b>\$71,177,932.54</b>

**General Fund (10)**

	<u>Elementary</u>	<u>Secondary</u>	<u>Federal</u>	<u>Total</u>
<b>2100 Support Services – Students</b>				
<b>100 Personnel Services – Salaries</b>				
100 Personnel Services – Salaries	1,961,279.43	2,564,175.86	555,929.89	5,706,852.01
<b>Total Personnel Services – Salaries</b>	<b>\$1,961,279.43</b>	<b>\$2,564,175.86</b>	<b>\$555,929.89</b>	<b>\$5,706,852.01</b>
<b>200 Personnel Services – Employee Benefits</b>				
210 Group Insurance – Contracted Provider	6,991.84	8,240.83	1,796.49	18,468.17
220 Social Security Contributions	146,167.16	191,607.12	41,954.69	426,450.55
230 PSERS Retirement Contributions	694,931.41	870,621.47	134,094.61	1,902,658.37
250 Unemployment Compensation	194.40	192.00		386.40
260 Workers' Compensation	25,879.75	31,196.35	1,107.25	66,392.10
270 Group Insurance – Self-Insurance	450,896.83	612,863.23	126,639.94	1,400,287.50
299 All Other Employee Benefits	3,877.06	2,711.69	1,483.75	9,496.18
<b>Total Personnel Services – Employee Benefits</b>	<b>\$1,328,938.45</b>	<b>\$1,717,432.69</b>	<b>\$307,076.73</b>	<b>\$3,824,139.27</b>
<b>300 Purchased Professional and Technical Services</b>				
322 Professional Educational Services – Ius	3,233.57	48,521.83		51,755.40
329 Professional Educational Services – Other	1,963.20	60,387.76	10,422.95	412,209.23
330 Other Professional Services	9,411.63	2,710.87		33,122.50
340 Technical Services				14,515.00
<b>Total Purchased Professional and Technical Services</b>	<b>\$14,608.40</b>	<b>\$111,620.46</b>	<b>\$10,422.95</b>	<b>\$511,602.13</b>
<b>400 Purchased Property Services</b>				
430 Repairs and Maintenance Services	56.35	55.65		1,651.00
440 Rentals	3,362.61	19,559.76	1,114.63	32,142.81
<b>Total Purchased Property Services</b>	<b>\$3,418.96</b>	<b>\$19,615.41</b>	<b>\$1,114.63</b>	<b>\$33,793.81</b>
<b>500 Other Purchased Services</b>				
530 Communications	305.18	501.43	105.00	5,527.96
550 Printing and Binding	41.63	41.12	103.05	363.75
580 Travel	2,909.50	923.90	1,270.13	6,435.48
<b>Total Other Purchased Services</b>	<b>\$3,256.31</b>	<b>\$1,466.45</b>	<b>\$1,478.18</b>	<b>\$12,327.19</b>
<b>600 Supplies</b>				
610 General Supplies	9,862.50	11,796.65	6,184.41	31,740.09
630 Food	83.01	763.29	599.79	1,446.09
640 Books and Periodicals	331.36	164.65	47.96	543.97
650 Supplies & Fees – Technology Related	4,457.21	48,715.33	46.36	55,118.90
<b>Total Supplies</b>	<b>\$14,734.08</b>	<b>\$61,439.92</b>	<b>\$6,878.52</b>	<b>\$88,849.05</b>
<b>800 Other Objects</b>				
810 Dues and Fees	794.39	784.61	2,405.00	4,076.50
890 Miscellaneous Expenditures		23,324.00	52,659.00	75,983.00
<b>Total Other Objects</b>	<b>\$794.39</b>	<b>\$24,108.61</b>	<b>\$55,064.00</b>	<b>\$80,059.50</b>
<b>Total 2100 Support Services – Students</b>	<b>\$3,327,030.02</b>	<b>\$4,499,859.40</b>	<b>\$937,964.90</b>	<b>\$10,257,622.96</b>

**General Fund (10)**

	<u>Elementary</u>	<u>Secondary</u>	<u>Federal</u>	<u>Total</u>
<b>2110 Supervision of Student Services</b>				
<b>100 Personnel Services – Salaries</b>				
100 Personnel Services – Salaries	182,287.71	166,628.63		348,916.34
<b>Total Personnel Services – Salaries</b>	<b>\$182,287.71</b>	<b>\$166,628.63</b>		<b>\$348,916.34</b>
<b>200 Personnel Services – Employee Benefits</b>				
210 Group Insurance – Contracted Provider	542.50	535.80		1,078.30
220 Social Security Contributions	13,762.86	12,600.54		26,363.40
230 PSERS Retirement Contributions	60,727.28	55,494.97		116,222.25
260 Workers' Compensation	2,120.63	1,938.52		4,059.15
270 Group Insurance – Self-Insurance	21,847.12	21,577.88		43,425.00
299 All Other Employee Benefits	535.81	529.19		1,065.00
<b>Total Personnel Services – Employee Benefits</b>	<b>\$99,536.20</b>	<b>\$92,676.90</b>		<b>\$192,213.10</b>
<b>300 Purchased Professional and Technical Services</b>				
330 Other Professional Services	9,411.63	2,710.87		12,122.50
<b>Total Purchased Professional and Technical Services</b>	<b>\$9,411.63</b>	<b>\$2,710.87</b>		<b>\$12,122.50</b>
<b>400 Purchased Property Services</b>				
430 Repairs and Maintenance Services	56.35	55.65		112.00
440 Rentals	1,556.43	3,055.20		4,611.63
<b>Total Purchased Property Services</b>	<b>\$1,612.78</b>	<b>\$3,110.85</b>		<b>\$4,723.63</b>
<b>500 Other Purchased Services</b>				
530 Communications	305.18	301.43		606.61
550 Printing and Binding	41.63	41.12		82.75
580 Travel	844.38	833.97		1,678.35
<b>Total Other Purchased Services</b>	<b>\$1,191.19</b>	<b>\$1,176.52</b>		<b>\$2,367.71</b>
<b>600 Supplies</b>				
610 General Supplies	1,225.03	1,209.96		2,434.99
630 Food	83.01	81.99		165.00
640 Books and Periodicals	27.20	26.86		54.06
650 Supplies & Fees – Technology Related	1,376.95	1,359.98		2,736.93
<b>Total Supplies</b>	<b>\$2,712.19</b>	<b>\$2,678.79</b>		<b>\$5,390.98</b>
<b>800 Other Objects</b>				
810 Dues and Fees	794.39	784.61		1,579.00
<b>Total Other Objects</b>	<b>\$794.39</b>	<b>\$784.61</b>		<b>\$1,579.00</b>
<b>Total 2110 Supervision of Student Services</b>	<b>\$297,546.09</b>	<b>\$269,767.17</b>		<b>\$567,313.26</b>

**General Fund (10)**

	<u>Elementary</u>	<u>Secondary</u>	<u>Federal</u>	<u>Total</u>
<b>2111 Supervision of Student Services – Head of Component</b>				
<b>100 Personnel Services – Salaries</b>				
100 Personnel Services – Salaries	33,948.16	33,529.79		67,477.95
<b>Total Personnel Services – Salaries</b>	<b>\$33,948.16</b>	<b>\$33,529.79</b>		<b>\$67,477.95</b>
<b>200 Personnel Services – Employee Benefits</b>				
210 Group Insurance – Contracted Provider	267.84	264.54		532.38
220 Social Security Contributions	2,595.89	2,563.90		5,159.79
230 PSERS Retirement Contributions	11,137.34	11,000.08		22,137.42
260 Workers' Compensation	394.95	390.08		785.03
270 Group Insurance – Self-Insurance	4,369.42	4,315.58		8,685.00
299 All Other Employee Benefits	125.78	124.22		250.00
<b>Total Personnel Services – Employee Benefits</b>	<b>\$18,891.22</b>	<b>\$18,658.40</b>		<b>\$37,549.62</b>
<b>400 Purchased Property Services</b>				
430 Repairs and Maintenance Services	56.35	55.65		112.00
<b>Total Purchased Property Services</b>	<b>\$56.35</b>	<b>\$55.65</b>		<b>\$112.00</b>
<b>500 Other Purchased Services</b>				
530 Communications	75.12	74.20		149.32
580 Travel	223.95	221.19		445.14
<b>Total Other Purchased Services</b>	<b>\$299.07</b>	<b>\$295.39</b>		<b>\$594.46</b>
<b>600 Supplies</b>				
610 General Supplies	12.82	12.67		25.49
650 Supplies & Fees – Technology Related	443.73	438.27		882.00
<b>Total Supplies</b>	<b>\$456.55</b>	<b>\$450.94</b>		<b>\$907.49</b>
<b>Total 2111 Supervision of Student Services – Head of Component</b>	<b>\$53,651.35</b>	<b>\$52,990.17</b>		<b>\$106,641.52</b>

**General Fund (10)**

	<u>Elementary</u>	<u>Secondary</u>	<u>Federal</u>	<u>Total</u>
<b>2119 Supervision of Student Services – All Other Supervision</b>				
<b>100 Personnel Services – Salaries</b>				
100 Personnel Services – Salaries	148,339.55	133,098.84		281,438.39
<b>Total Personnel Services – Salaries</b>	<b>\$148,339.55</b>	<b>\$133,098.84</b>		<b>\$281,438.39</b>
<b>200 Personnel Services – Employee Benefits</b>				
210 Group Insurance – Contracted Provider	274.66	271.26		545.92
220 Social Security Contributions	11,166.97	10,036.64		21,203.61
230 PSERS Retirement Contributions	49,589.94	44,494.89		94,084.83
260 Workers' Compensation	1,725.68	1,548.44		3,274.12
270 Group Insurance – Self-Insurance	17,477.70	17,262.30		34,740.00
299 All Other Employee Benefits	410.03	404.97		815.00
<b>Total Personnel Services – Employee Benefits</b>	<b>\$80,644.98</b>	<b>\$74,018.50</b>		<b>\$154,663.48</b>
<b>300 Purchased Professional and Technical Services</b>				
330 Other Professional Services	9,411.63	2,710.87		12,122.50
<b>Total Purchased Professional and Technical Services</b>	<b>\$9,411.63</b>	<b>\$2,710.87</b>		<b>\$12,122.50</b>
<b>400 Purchased Property Services</b>				
440 Rentals	1,556.43	3,055.20		4,611.63
<b>Total Purchased Property Services</b>	<b>\$1,556.43</b>	<b>\$3,055.20</b>		<b>\$4,611.63</b>
<b>500 Other Purchased Services</b>				
530 Communications	230.06	227.23		457.29
550 Printing and Binding	41.63	41.12		82.75
580 Travel	620.43	612.78		1,233.21
<b>Total Other Purchased Services</b>	<b>\$892.12</b>	<b>\$881.13</b>		<b>\$1,773.25</b>
<b>600 Supplies</b>				
610 General Supplies	1,212.21	1,197.29		2,409.50
630 Food	83.01	81.99		165.00
640 Books and Periodicals	27.20	26.86		54.06
650 Supplies & Fees – Technology Related	933.22	921.71		1,854.93
<b>Total Supplies</b>	<b>\$2,255.64</b>	<b>\$2,227.85</b>		<b>\$4,483.49</b>
<b>800 Other Objects</b>				
810 Dues and Fees	794.39	784.61		1,579.00
<b>Total Other Objects</b>	<b>\$794.39</b>	<b>\$784.61</b>		<b>\$1,579.00</b>
<b>Total 2119 Supervision of Student Services – All Other Supervision</b>	<b>\$243,894.74</b>	<b>\$216,777.00</b>		<b>\$460,671.74</b>

LEA : 120481002 Bethlehem Area SD

Printed 11/27/2019 2:39:30 PM

Page - 7 of 82

**General Fund (10)****2120 Guidance Services**

	<u>Elementary</u>	<u>Secondary</u>	<u>Federal</u>	<u>Total</u>
<b>100 Personnel Services – Salaries</b>				
100 Personnel Services – Salaries	1,241,223.40	2,272,597.81	309,618.65	3,823,439.86
<b>Total Personnel Services – Salaries</b>	<b>\$1,241,223.40</b>	<b>\$2,272,597.81</b>	<b>\$309,618.65</b>	<b>\$3,823,439.86</b>
<b>200 Personnel Services – Employee Benefits</b>				
210 Group Insurance – Contracted Provider	4,440.02	7,323.14	1,107.93	12,871.09
220 Social Security Contributions	91,966.42	169,576.04	23,442.38	284,984.84
230 PSERS Retirement Contributions	453,518.46	772,457.22	51,752.79	1,277,728.47
250 Unemployment Compensation	194.40	192.00		386.40
260 Workers' Compensation	17,111.91	27,369.08		44,480.99
270 Group Insurance – Self-Insurance	313,504.52	566,406.73	55,728.75	935,640.00
299 All Other Employee Benefits		2,182.50		2,182.50
<b>Total Personnel Services – Employee Benefits</b>	<b>\$880,735.73</b>	<b>\$1,545,506.71</b>	<b>\$132,031.85</b>	<b>\$2,558,274.29</b>
<b>300 Purchased Professional and Technical Services</b>				
329 Professional Educational Services – Other	1,963.20	60,387.76		62,350.96
<b>Total Purchased Professional and Technical Services</b>	<b>\$1,963.20</b>	<b>\$60,387.76</b>		<b>\$62,350.96</b>
<b>400 Purchased Property Services</b>				
440 Rentals	1,806.18	16,504.56		18,310.74
<b>Total Purchased Property Services</b>	<b>\$1,806.18</b>	<b>\$16,504.56</b>		<b>\$18,310.74</b>
<b>500 Other Purchased Services</b>				
530 Communications		200.00		200.00
580 Travel		41.42		41.42
<b>Total Other Purchased Services</b>		<b>\$241.42</b>		<b>\$241.42</b>
<b>600 Supplies</b>				
610 General Supplies	444.83	2,138.04		2,582.87
630 Food		681.30		681.30
640 Books and Periodicals	304.16	137.79		441.95
650 Supplies & Fees – Technology Related	3,080.26	47,355.35		50,435.61
<b>Total Supplies</b>	<b>\$3,829.25</b>	<b>\$50,312.48</b>		<b>\$54,141.73</b>
<b>800 Other Objects</b>				
890 Miscellaneous Expenditures		23,324.00	52,659.00	75,983.00
<b>Total Other Objects</b>		<b>\$23,324.00</b>	<b>\$52,659.00</b>	<b>\$75,983.00</b>
<b>Total 2120 Guidance Services</b>	<b>\$2,129,557.76</b>	<b>\$3,968,874.74</b>	<b>\$494,309.50</b>	<b>\$6,592,742.00</b>

General Fund (10)

2130 Attendance Services

Elementary                      Secondary                      Federal                      Total

100 Personnel Services – Salaries

100 Personnel Services – Salaries 159,475.98

**Total Personnel Services – Salaries \$159,475.98**

200 Personnel Services – Employee Benefits

210 Group Insurance – Contracted Provider 344.60

220 Social Security Contributions 11,922.52

230 PSERS Retirement Contributions 48,685.53

260 Workers' Compensation 1,855.30

270 Group Insurance – Self-Insurance 69,480.00

299 All Other Employee Benefits 1,000.00

**Total Personnel Services – Employee Benefits \$133,287.95**

400 Purchased Property Services

440 Rentals 726.18

**Total Purchased Property Services \$726.18**

500 Other Purchased Services

580 Travel 280.00

**Total Other Purchased Services \$280.00**

**Total 2130 Attendance Services \$293,770.11**

**General Fund (10)**

	<u>Elementary</u>	<u>Secondary</u>	<u>Federal</u>	<u>Total</u>
<b>2140 Psychological Services</b>				
<b>100 Personnel Services – Salaries</b>				
100 Personnel Services – Salaries	537,768.32	124,949.42	166,179.10	828,896.84
<b>Total Personnel Services – Salaries</b>	<b>\$537,768.32</b>	<b>\$124,949.42</b>	<b>\$166,179.10</b>	<b>\$828,896.84</b>
<b>200 Personnel Services – Employee Benefits</b>				
210 Group Insurance – Contracted Provider	2,009.32	381.89	542.34	2,933.55
220 Social Security Contributions	40,437.88	9,430.54	12,503.16	62,371.58
230 PSERS Retirement Contributions	180,685.67	42,669.28	55,553.72	278,908.67
260 Workers' Compensation	6,647.21	1,888.75	1,107.25	9,643.21
270 Group Insurance – Self-Insurance	115,545.19	24,878.62	39,066.19	179,490.00
299 All Other Employee Benefits	3,341.25		483.75	3,825.00
<b>Total Personnel Services – Employee Benefits</b>	<b>\$348,666.52</b>	<b>\$79,249.08</b>	<b>\$109,256.41</b>	<b>\$537,172.01</b>
<b>300 Purchased Professional and Technical Services</b>				
322 Professional Educational Services – lus	3,233.57	48,521.83		51,755.40
<b>Total Purchased Professional and Technical Services</b>	<b>\$3,233.57</b>	<b>\$48,521.83</b>		<b>\$51,755.40</b>
<b>500 Other Purchased Services</b>				
580 Travel	2,065.12	48.51		2,113.63
<b>Total Other Purchased Services</b>	<b>\$2,065.12</b>	<b>\$48.51</b>		<b>\$2,113.63</b>
<b>600 Supplies</b>				
610 General Supplies	8,192.64	8,448.65	5,104.80	21,746.09
<b>Total Supplies</b>	<b>\$8,192.64</b>	<b>\$8,448.65</b>	<b>\$5,104.80</b>	<b>\$21,746.09</b>
<b>Total 2140 Psychological Services</b>	<b>\$899,926.17</b>	<b>\$261,217.49</b>	<b>\$280,540.31</b>	<b>\$1,441,683.97</b>

**General Fund (10)**

	<u>Elementary</u>	<u>Secondary</u>	<u>Federal</u>	<u>Total</u>
<b>2160 Social Work Services</b>				
<b>100 Personnel Services – Salaries</b>				
100 Personnel Services – Salaries			80,132.14	335,785.36
<b>Total Personnel Services – Salaries</b>			<b>\$80,132.14</b>	<b>\$335,785.36</b>
<b>200 Personnel Services – Employee Benefits</b>				
210 Group Insurance – Contracted Provider			146.22	925.57
220 Social Security Contributions			6,009.15	25,188.64
230 PSERS Retirement Contributions			26,788.10	110,881.29
260 Workers' Compensation				3,906.43
270 Group Insurance – Self-Insurance			31,845.00	102,772.50
299 All Other Employee Benefits			1,000.00	1,000.00
<b>Total Personnel Services – Employee Benefits</b>			<b>\$65,788.47</b>	<b>\$244,674.43</b>
<b>300 Purchased Professional and Technical Services</b>				
329 Professional Educational Services – Other			10,422.95	349,858.27
<b>Total Purchased Professional and Technical Services</b>			<b>\$10,422.95</b>	<b>\$349,858.27</b>
<b>400 Purchased Property Services</b>				
440 Rentals			1,114.63	5,456.10
<b>Total Purchased Property Services</b>			<b>\$1,114.63</b>	<b>\$5,456.10</b>
<b>500 Other Purchased Services</b>				
530 Communications			105.00	105.00
550 Printing and Binding			103.05	103.05
580 Travel			1,270.13	2,131.94
<b>Total Other Purchased Services</b>			<b>\$1,478.18</b>	<b>\$2,339.99</b>
<b>600 Supplies</b>				
610 General Supplies			1,079.61	2,460.00
630 Food			599.79	599.79
640 Books and Periodicals			47.96	47.96
650 Supplies & Fees – Technology Related			46.36	46.36
<b>Total Supplies</b>			<b>\$1,773.72</b>	<b>\$3,154.11</b>
<b>800 Other Objects</b>				
810 Dues and Fees			2,405.00	2,405.00
<b>Total Other Objects</b>			<b>\$2,405.00</b>	<b>\$2,405.00</b>
<b>Total 2160 Social Work Services</b>			<b>\$163,115.09</b>	<b>\$943,673.26</b>

General Fund (10)

2170 Student Accounting Services

Elementary                      Secondary                      Federal                      Total

<b>100 Personnel Services – Salaries</b>				
100 Personnel Services – Salaries				210,337.63
<b>Total Personnel Services – Salaries</b>				<b>\$210,337.63</b>
<b>200 Personnel Services – Employee Benefits</b>				
210 Group Insurance – Contracted Provider				315.06
220 Social Security Contributions				15,619.57
230 PSERS Retirement Contributions				70,232.16
260 Workers' Compensation				2,447.02
270 Group Insurance – Self-Insurance				69,480.00
299 All Other Employee Benefits				423.68
<b>Total Personnel Services – Employee Benefits</b>				<b>\$158,517.49</b>
<b>300 Purchased Professional and Technical Services</b>				
330 Other Professional Services				21,000.00
340 Technical Services				14,515.00
<b>Total Purchased Professional and Technical Services</b>				<b>\$35,515.00</b>
<b>400 Purchased Property Services</b>				
430 Repairs and Maintenance Services				1,539.00
440 Rentals				3,038.16
<b>Total Purchased Property Services</b>				<b>\$4,577.16</b>
<b>500 Other Purchased Services</b>				
530 Communications				4,616.35
550 Printing and Binding				177.95
580 Travel				190.14
<b>Total Other Purchased Services</b>				<b>\$4,984.44</b>
<b>600 Supplies</b>				
610 General Supplies				2,516.14
650 Supplies & Fees – Technology Related				1,900.00
<b>Total Supplies</b>				<b>\$4,416.14</b>
<b>800 Other Objects</b>				
810 Dues and Fees				92.50
<b>Total Other Objects</b>				<b>\$92.50</b>
<b>Total 2170 Student Accounting Services</b>				<b>\$418,440.36</b>

LEA : 120481002 Bethlehem Area SD

Printed 11/27/2019 2:39:30 PM

Page - 12 of 82

**General Fund (10)****2200 Support Services – Instructional Staff**

	<u>Elementary</u>	<u>Secondary</u>	<u>Federal</u>	<u>Total</u>
<b>100 Personnel Services – Salaries</b>				
100 Personnel Services – Salaries	1,979,664.95	1,348,030.95	50,691.65	3,378,387.55
<b>Total Personnel Services – Salaries</b>	<b>\$1,979,664.95</b>	<b>\$1,348,030.95</b>	<b>\$50,691.65</b>	<b>\$3,378,387.55</b>
<b>200 Personnel Services – Employee Benefits</b>				
210 Group Insurance – Contracted Provider	7,664.13	5,043.30	133.18	12,840.61
220 Social Security Contributions	147,283.02	99,542.06	4,293.77	251,118.85
230 PSERS Retirement Contributions	660,998.74	449,662.56	16,442.36	1,127,103.66
240 Tuition Reimbursement	327,000.27	261,105.63		588,105.90
260 Workers' Compensation	22,863.82	15,849.81	589.74	39,303.37
270 Group Insurance – Self-Insurance	388,901.89	234,773.71	15,922.50	639,598.10
299 All Other Employee Benefits	1,837.83	1,815.17	349.76	4,002.76
<b>Total Personnel Services – Employee Benefits</b>	<b>\$1,556,549.70</b>	<b>\$1,067,792.24</b>	<b>\$37,731.31</b>	<b>\$2,662,073.25</b>
<b>300 Purchased Professional and Technical Services</b>				
322 Professional Educational Services – Ius	1,385.02	1,367.96		2,752.98
329 Professional Educational Services – Other	2,151,632.95	13,739.16		2,165,372.11
330 Other Professional Services	13,096.35	22,903.65	10.00	36,010.00
340 Technical Services	4,078.24	1,371.76		5,450.00
360 Employee Training and Development Services	44,278.36	121,514.11	7,205.00	172,997.47
<b>Total Purchased Professional and Technical Services</b>	<b>\$2,214,470.92</b>	<b>\$160,896.64</b>	<b>\$7,215.00</b>	<b>\$2,382,582.56</b>
<b>400 Purchased Property Services</b>				
410 Cleaning Services	99.14	147.92		247.06
430 Repairs and Maintenance Services	1,767.01	2,046.25	112.00	3,925.26
440 Rentals	5,877.40	11,479.56		17,356.96
<b>Total Purchased Property Services</b>	<b>\$7,743.55</b>	<b>\$13,673.73</b>	<b>\$112.00</b>	<b>\$21,529.28</b>
<b>500 Other Purchased Services</b>				
530 Communications	2,638.36	2,511.98		5,150.34
550 Printing and Binding	1,385.51	483.69		1,869.20
580 Travel	24,446.12	30,627.99	1,269.30	56,343.41
<b>Total Other Purchased Services</b>	<b>\$28,469.99</b>	<b>\$33,623.66</b>	<b>\$1,269.30</b>	<b>\$63,362.95</b>
<b>600 Supplies</b>				
610 General Supplies	20,500.41	15,946.62		36,447.03
630 Food	6,948.04	9,592.74		16,540.78
640 Books and Periodicals	43,300.39	17,857.86	2,580.60	63,738.85
650 Supplies & Fees – Technology Related	112,155.27	124,335.13	1,054.94	237,545.34
<b>Total Supplies</b>	<b>\$182,904.11</b>	<b>\$167,732.35</b>	<b>\$3,635.54</b>	<b>\$354,272.00</b>
<b>800 Other Objects</b>				
810 Dues and Fees	2,375.53	2,274.61	1,000.00	5,650.14
<b>Total Other Objects</b>	<b>\$2,375.53</b>	<b>\$2,274.61</b>	<b>\$1,000.00</b>	<b>\$5,650.14</b>
<b>Total 2200 Support Services – Instructional Staff</b>	<b>\$5,972,178.75</b>	<b>\$2,794,024.18</b>	<b>\$101,654.80</b>	<b>\$8,867,857.73</b>

LEA : 120481002 Bethlehem Area SD

Printed 11/27/2019 2:39:30 PM

**General Fund (10)**

**2220 Technology Support Services**

**400 Purchased Property Services**

	<u>Elementary</u>	<u>Secondary</u>	<u>Federal</u>	<u>Total</u>
410 Cleaning Services	99.14	147.92		247.06
<b>Total Purchased Property Services</b>	<b>\$99.14</b>	<b>\$147.92</b>		<b>\$247.06</b>

**500 Other Purchased Services**

530 Communications	1.80	1.78		3.58
580 Travel	159.38	157.41		316.79
<b>Total Other Purchased Services</b>	<b>\$161.18</b>	<b>\$159.19</b>		<b>\$320.37</b>

**600 Supplies**

610 General Supplies	3,140.19	6,149.51		9,289.70
640 Books and Periodicals	5.47	5.40		10.87
650 Supplies & Fees – Technology Related	68,017.50	67,179.29		135,196.79
<b>Total Supplies</b>	<b>\$71,163.16</b>	<b>\$73,334.20</b>		<b>\$144,497.36</b>

**800 Other Objects**

810 Dues and Fees	112.69	111.31		224.00
<b>Total Other Objects</b>	<b>\$112.69</b>	<b>\$111.31</b>		<b>\$224.00</b>

**Total 2220 Technology Support Services**

	<b>\$71,536.17</b>	<b>\$73,752.62</b>		<b>\$145,288.79</b>
--	--------------------	--------------------	--	---------------------

**General Fund (10)**

**2230 Educational Television Services**

	<u>Elementary</u>	<u>Secondary</u>	<u>Federal</u>	<u>Total</u>
<b>100 Personnel Services – Salaries</b>				
100 Personnel Services – Salaries	41,724.60	41,210.40		82,935.00
<b>Total Personnel Services – Salaries</b>	<b>\$41,724.60</b>	<b>\$41,210.40</b>		<b>\$82,935.00</b>
<b>200 Personnel Services – Employee Benefits</b>				
210 Group Insurance – Contracted Provider	141.60	139.85		281.45
220 Social Security Contributions	3,153.97	3,115.11		6,269.08
230 PSERS Retirement Contributions	13,948.49	13,776.59		27,725.08
260 Workers' Compensation	485.42	479.43		964.85
270 Group Insurance – Self-Insurance	8,010.61	7,911.89		15,922.50
<b>Total Personnel Services – Employee Benefits</b>	<b>\$25,740.09</b>	<b>\$25,422.87</b>		<b>\$51,162.96</b>
<b>400 Purchased Property Services</b>				
430 Repairs and Maintenance Services	960.92	949.08		1,910.00
<b>Total Purchased Property Services</b>	<b>\$960.92</b>	<b>\$949.08</b>		<b>\$1,910.00</b>
<b>600 Supplies</b>				
650 Supplies & Fees – Technology Related	176.08	173.92		350.00
<b>Total Supplies</b>	<b>\$176.08</b>	<b>\$173.92</b>		<b>\$350.00</b>
<b>Total 2230 Educational Television Services</b>	<b>\$68,601.69</b>	<b>\$67,756.27</b>		<b>\$136,357.96</b>

General Fund (10)

	<u>Elementary</u>	<u>Secondary</u>	<u>Federal</u>	<u>Total</u>
<b>2240 Computer-Assisted Instruction Support Services</b>				
<b>100 Personnel Services – Salaries</b>				
100 Personnel Services – Salaries	396,131.40	174,822.91		570,954.31
<b>Total Personnel Services – Salaries</b>	<b>\$396,131.40</b>	<b>\$174,822.91</b>		<b>\$570,954.31</b>
<b>200 Personnel Services – Employee Benefits</b>				
210 Group Insurance – Contracted Provider	1,330.09	559.07		1,889.16
220 Social Security Contributions	29,940.97	13,203.50		43,144.47
230 PSERS Retirement Contributions	132,426.98	58,443.13		190,870.11
260 Workers' Compensation	4,608.54	2,033.86		6,642.40
270 Group Insurance – Self-Insurance	77,990.97	35,782.53		113,773.50
299 All Other Employee Benefits	150.93	149.07		300.00
<b>Total Personnel Services – Employee Benefits</b>	<b>\$246,448.48</b>	<b>\$110,171.16</b>		<b>\$356,619.64</b>
<b>300 Purchased Professional and Technical Services</b>				
330 Other Professional Services			10.00	10.00
<b>Total Purchased Professional and Technical Services</b>			<b>\$10.00</b>	<b>\$10.00</b>
<b>400 Purchased Property Services</b>				
430 Repairs and Maintenance Services	806.09	1,097.17		1,903.26
<b>Total Purchased Property Services</b>	<b>\$806.09</b>	<b>\$1,097.17</b>		<b>\$1,903.26</b>
<b>500 Other Purchased Services</b>				
580 Travel	59.06	58.33		117.39
<b>Total Other Purchased Services</b>	<b>\$59.06</b>	<b>\$58.33</b>		<b>\$117.39</b>
<b>600 Supplies</b>				
610 General Supplies	273.39	547.71		821.10
650 Supplies & Fees – Technology Related	3,839.40	5,226.78		9,066.18
<b>Total Supplies</b>	<b>\$4,112.79</b>	<b>\$5,774.49</b>		<b>\$9,887.28</b>
<b>800 Other Objects</b>				
810 Dues and Fees	299.34	295.66		595.00
<b>Total Other Objects</b>	<b>\$299.34</b>	<b>\$295.66</b>		<b>\$595.00</b>
<b>Total 2240 Computer-Assisted Instruction Support Services</b>	<b>\$647,857.16</b>	<b>\$292,219.72</b>	<b>\$10.00</b>	<b>\$940,086.88</b>

**General Fund (10)**

**2250 School Library Services**

	<u>Elementary</u>	<u>Secondary</u>	<u>Federal</u>	<u>Total</u>
<b>100 Personnel Services – Salaries</b>				
100 Personnel Services – Salaries	790,457.84	362,000.37		1,152,458.21
<b>Total Personnel Services – Salaries</b>	<b>\$790,457.84</b>	<b>\$362,000.37</b>		<b>\$1,152,458.21</b>
<b>200 Personnel Services – Employee Benefits</b>				
210 Group Insurance – Contracted Provider	2,911.87	1,285.63		4,197.50
220 Social Security Contributions	59,359.22	27,007.92		86,367.14
230 PSERS Retirement Contributions	264,249.56	121,016.66		385,266.22
260 Workers' Compensation	9,196.00	4,211.41		13,407.41
270 Group Insurance – Self-Insurance	170,298.39	76,934.61		247,233.00
<b>Total Personnel Services – Employee Benefits</b>	<b>\$506,015.04</b>	<b>\$230,456.23</b>		<b>\$736,471.27</b>
<b>300 Purchased Professional and Technical Services</b>				
329 Professional Educational Services – Other	20,489.36	1,773.05		22,262.41
340 Technical Services	4,078.24	1,371.76		5,450.00
<b>Total Purchased Professional and Technical Services</b>	<b>\$24,567.60</b>	<b>\$3,144.81</b>		<b>\$27,712.41</b>
<b>400 Purchased Property Services</b>				
440 Rentals	4,633.74	10,251.22		14,884.96
<b>Total Purchased Property Services</b>	<b>\$4,633.74</b>	<b>\$10,251.22</b>		<b>\$14,884.96</b>
<b>500 Other Purchased Services</b>				
530 Communications	8.04			8.04
<b>Total Other Purchased Services</b>	<b>\$8.04</b>			<b>\$8.04</b>
<b>600 Supplies</b>				
610 General Supplies	6,468.75	1,782.04		8,250.79
640 Books and Periodicals	38,235.10	14,423.76		52,658.86
650 Supplies & Fees – Technology Related	33,784.85	45,440.12		79,224.97
<b>Total Supplies</b>	<b>\$78,488.70</b>	<b>\$61,645.92</b>		<b>\$140,134.62</b>
<b>Total 2250 School Library Services</b>	<b>\$1,404,170.96</b>	<b>\$667,498.55</b>		<b>\$2,071,669.51</b>

**General Fund (10)**

**2260 Instruction and Curriculum Development Services**

	<u>Elementary</u>	<u>Secondary</u>	<u>Federal</u>	<u>Total</u>
<b>100 Personnel Services – Salaries</b>				
100 Personnel Services – Salaries	695,407.70	710,618.85	48,216.09	1,454,242.64
<b>Total Personnel Services – Salaries</b>	<b>\$695,407.70</b>	<b>\$710,618.85</b>	<b>\$48,216.09</b>	<b>\$1,454,242.64</b>
<b>200 Personnel Services – Employee Benefits</b>				
210 Group Insurance – Contracted Provider	3,280.57	3,058.75	133.18	6,472.50
220 Social Security Contributions	50,651.12	51,750.87	3,594.66	105,996.65
230 PSERS Retirement Contributions	231,341.59	236,525.53	15,988.17	483,855.29
260 Workers' Compensation	7,923.05	8,434.31	560.93	16,918.29
270 Group Insurance – Self-Insurance	132,601.92	114,144.68	15,922.50	262,669.10
299 All Other Employee Benefits	1,686.90	1,666.10	349.76	3,702.76
<b>Total Personnel Services – Employee Benefits</b>	<b>\$427,485.15</b>	<b>\$415,580.24</b>	<b>\$36,549.20</b>	<b>\$879,614.59</b>
<b>300 Purchased Professional and Technical Services</b>				
330 Other Professional Services	7,546.50	7,453.50		15,000.00
<b>Total Purchased Professional and Technical Services</b>	<b>\$7,546.50</b>	<b>\$7,453.50</b>		<b>\$15,000.00</b>
<b>400 Purchased Property Services</b>				
430 Repairs and Maintenance Services			112.00	112.00
440 Rentals	1,243.66	1,228.34		2,472.00
<b>Total Purchased Property Services</b>	<b>\$1,243.66</b>	<b>\$1,228.34</b>	<b>\$112.00</b>	<b>\$2,584.00</b>
<b>500 Other Purchased Services</b>				
530 Communications	2,628.52	2,510.20		5,138.72
550 Printing and Binding	1,320.48	356.05		1,676.53
580 Travel	4,421.21	4,360.31		8,781.52
<b>Total Other Purchased Services</b>	<b>\$8,370.21</b>	<b>\$7,226.56</b>		<b>\$15,596.77</b>
<b>600 Supplies</b>				
610 General Supplies	8,651.76	5,438.95		14,090.71
630 Food	756.70	497.75		1,254.45
640 Books and Periodicals	2,326.19	1,431.12		3,757.31
650 Supplies & Fees – Technology Related	943.99	932.35	1,054.94	2,931.28
<b>Total Supplies</b>	<b>\$12,678.64</b>	<b>\$8,300.17</b>	<b>\$1,054.94</b>	<b>\$22,033.75</b>
<b>800 Other Objects</b>				
810 Dues and Fees	1,963.50	1,867.64	1,000.00	4,831.14
<b>Total Other Objects</b>	<b>\$1,963.50</b>	<b>\$1,867.64</b>	<b>\$1,000.00</b>	<b>\$4,831.14</b>
<b>Total 2260 Instruction and Curriculum Development Services</b>	<b>\$1,154,695.36</b>	<b>\$1,152,275.30</b>	<b>\$86,932.23</b>	<b>\$2,393,902.89</b>

General Fund (10)

2270 Instructional Staff Professional Development Services	Elementary	Secondary	Federal	Total
<b>100 Personnel Services – Salaries</b>				
100 Personnel Services – Salaries	55,943.41	59,378.42	2,475.56	117,797.39
<b>Total Personnel Services – Salaries</b>	<b>\$55,943.41</b>	<b>\$59,378.42</b>	<b>\$2,475.56</b>	<b>\$117,797.39</b>
<b>200 Personnel Services – Employee Benefits</b>				
220 Social Security Contributions	4,177.74	4,464.66	699.11	9,341.51
230 PSERS Retirement Contributions	19,032.12	19,900.65	454.19	39,386.96
240 Tuition Reimbursement	327,000.27	261,105.63		588,105.90
260 Workers' Compensation	650.81	690.80	28.81	1,370.42
<b>Total Personnel Services – Employee Benefits</b>	<b>\$350,860.94</b>	<b>\$286,161.74</b>	<b>\$1,182.11</b>	<b>\$638,204.79</b>
<b>300 Purchased Professional and Technical Services</b>				
322 Professional Educational Services – Ius	1,385.02	1,367.96		2,752.98
329 Professional Educational Services – Other	2,131,143.59	11,966.11		2,143,109.70
330 Other Professional Services	5,549.85	15,450.15		21,000.00
360 Employee Training and Development Services	44,278.36	121,514.11	7,205.00	172,997.47
<b>Total Purchased Professional and Technical Services</b>	<b>\$2,182,356.82</b>	<b>\$150,298.33</b>	<b>\$7,205.00</b>	<b>\$2,339,860.15</b>
<b>500 Other Purchased Services</b>				
550 Printing and Binding	65.03	127.64		192.67
580 Travel	19,806.47	26,051.94	1,269.30	47,127.71
<b>Total Other Purchased Services</b>	<b>\$19,871.50</b>	<b>\$26,179.58</b>	<b>\$1,269.30</b>	<b>\$47,320.38</b>
<b>600 Supplies</b>				
610 General Supplies	1,966.32	2,028.41		3,994.73
630 Food	6,191.34	9,094.99		15,286.33
640 Books and Periodicals	2,733.63	1,997.58	2,580.60	7,311.81
650 Supplies & Fees – Technology Related	5,393.45	5,382.67		10,776.12
<b>Total Supplies</b>	<b>\$16,284.74</b>	<b>\$18,503.65</b>	<b>\$2,580.60</b>	<b>\$37,368.99</b>
<b>Total 2270 Instructional Staff Professional Development Services</b>	<b>\$2,625,317.41</b>	<b>\$540,521.72</b>	<b>\$14,712.57</b>	<b>\$3,180,551.70</b>

**General Fund (10)**

	<u>Elementary</u>	<u>Secondary</u>	<u>Federal</u>	<u>Total</u>
<b>2300 Support Services – Administration</b>				
<b>100 Personnel Services – Salaries</b>				
100 Personnel Services – Salaries	3,354,279.29	2,688,606.59		6,549,645.43
<b>Total Personnel Services – Salaries</b>	<b>\$3,354,279.29</b>	<b>\$2,688,606.59</b>		<b>\$6,549,645.43</b>
<b>200 Personnel Services – Employee Benefits</b>				
210 Group Insurance – Contracted Provider	6,310.23	5,362.26		16,403.62
220 Social Security Contributions	251,450.00	199,995.76		485,299.71
230 PSERS Retirement Contributions	1,105,298.18	892,437.06		2,164,185.06
250 Unemployment Compensation	12.82	12.66		25.48
260 Workers' Compensation	38,802.49	31,137.97		75,835.98
270 Group Insurance – Self-Insurance	651,478.04	568,089.46		1,335,657.00
299 All Other Employee Benefits	69,308.13	19,336.01		90,419.40
<b>Total Personnel Services – Employee Benefits</b>	<b>\$2,122,659.89</b>	<b>\$1,716,371.18</b>		<b>\$4,167,826.25</b>
<b>300 Purchased Professional and Technical Services</b>				
310 Official / Administrative Services				603,523.27
330 Other Professional Services				1,128,036.49
<b>Total Purchased Professional and Technical Services</b>				<b>\$1,731,559.76</b>
<b>400 Purchased Property Services</b>				
430 Repairs and Maintenance Services	290.20	461.80		1,372.25
440 Rentals	44,370.01	29,400.22		130,945.81
<b>Total Purchased Property Services</b>	<b>\$44,660.21</b>	<b>\$29,862.02</b>		<b>\$132,318.06</b>
<b>500 Other Purchased Services</b>				
520 Insurance – General				53,384.00
530 Communications	12,626.30	35,713.47		63,874.20
549 Other Advertising/Public Relations				3,819.02
550 Printing and Binding	2,779.82	3,427.95		15,966.70
580 Travel	1,360.52	5,252.80		9,947.12
<b>Total Other Purchased Services</b>	<b>\$16,766.64</b>	<b>\$44,394.22</b>		<b>\$146,991.04</b>
<b>600 Supplies</b>				
610 General Supplies	22,930.50	15,272.58		68,988.17
630 Food	3,723.38	2,223.62		15,794.03
640 Books and Periodicals	192.09	1,223.06		2,469.88
650 Supplies & Fees – Technology Related	6,803.12	2,303.81		26,985.03
<b>Total Supplies</b>	<b>\$33,649.09</b>	<b>\$21,023.07</b>		<b>\$114,237.11</b>
<b>700 Property</b>				
762 Capitalized Equipment - Replacement				23,872.38
<b>Total Property</b>				<b>\$23,872.38</b>
<b>800 Other Objects</b>				
810 Dues and Fees	12,934.90	10,347.10		65,460.15
<b>Total Other Objects</b>	<b>\$12,934.90</b>	<b>\$10,347.10</b>		<b>\$65,460.15</b>
<b>Total 2300 Support Services – Administration</b>	<b>\$5,584,950.02</b>	<b>\$4,510,604.18</b>		<b>\$12,931,910.18</b>

LEA : 120481002 Bethlehem Area SD

Printed 11/27/2019 2:39:30 PM

General Fund (10)

2310 Board Services

Elementary

Secondary

Federal

Total

400 Purchased Property Services

430 Repairs and Maintenance Services

419.25

**Total Purchased Property Services**

**\$419.25**

500 Other Purchased Services

520 Insurance – General

52,500.00

549 Other Advertising/Public Relations

2,327.37

550 Printing and Binding

969.60

580 Travel

2,534.00

**Total Other Purchased Services**

**\$58,330.97**

600 Supplies

610 General Supplies

12,061.68

630 Food

1,254.00

650 Supplies & Fees – Technology Related

12,058.82

**Total Supplies**

**\$25,374.50**

700 Property

762 Capitalized Equipment - Replacement

23,872.38

**Total Property**

**\$23,872.38**

800 Other Objects

810 Dues and Fees

15,789.15

**Total Other Objects**

**\$15,789.15**

**Total 2310 Board Services**

**\$123,786.25**

LEA : 120481002 Bethlehem Area SD

Printed 11/27/2019 2:39:30 PM

General Fund (10)

2320 Board Treasurer Services

Elementary

Secondary

Federal

Total

500 Other Purchased Services

520 Insurance – General

188.00

**Total Other Purchased Services**

**\$188.00**

**Total 2320 Board Treasurer Services**

**\$188.00**

**General Fund (10)**

	<u>Elementary</u>	<u>Secondary</u>	<u>Federal</u>	<u>Total</u>
<b>2330 Tax Assessment and Collection Services</b>				
<b>100 Personnel Services – Salaries</b>				
100 Personnel Services – Salaries				124,197.78
<b>Total Personnel Services – Salaries</b>				<b>\$124,197.78</b>
<b>200 Personnel Services – Employee Benefits</b>				
210 Group Insurance – Contracted Provider				185.03
220 Social Security Contributions				9,655.90
230 PSERS Retirement Contributions				41,519.24
260 Workers' Compensation				1,444.89
270 Group Insurance – Self-Insurance				46,609.50
<b>Total Personnel Services – Employee Benefits</b>				<b>\$99,414.56</b>
<b>300 Purchased Professional and Technical Services</b>				
310 Official / Administrative Services				603,523.27
330 Other Professional Services				649,719.37
<b>Total Purchased Professional and Technical Services</b>				<b>\$1,253,242.64</b>
<b>400 Purchased Property Services</b>				
440 Rentals				16,796.82
<b>Total Purchased Property Services</b>				<b>\$16,796.82</b>
<b>500 Other Purchased Services</b>				
520 Insurance – General				696.00
530 Communications				14,870.46
549 Other Advertising/Public Relations				808.43
550 Printing and Binding				7,567.78
<b>Total Other Purchased Services</b>				<b>\$23,942.67</b>
<b>600 Supplies</b>				
610 General Supplies				2,309.25
650 Supplies & Fees – Technology Related				749.00
<b>Total Supplies</b>				<b>\$3,058.25</b>
<b>Total 2330 Tax Assessment and Collection Services</b>				<b>\$1,520,652.72</b>

LEA : 120481002 Bethlehem Area SD

Printed 11/27/2019 2:39:30 PM

General Fund (10)

2340 Staff Relations and Negotiations Services

Elementary

Secondary

Federal

Total

300 Purchased Professional and Technical Services

330 Other Professional Services

2,416.00

**Total Purchased Professional and Technical Services**

**\$2,416.00**

**Total 2340 Staff Relations and Negotiations Services**

**\$2,416.00**

LEA : 120481002 Bethlehem Area SD

Printed 11/27/2019 2:39:30 PM

General Fund (10)

2350 Legal and Accounting Services

Elementary

Secondary

Federal

Total

300 Purchased Professional and Technical Services

330 Other Professional Services

458,545.12

**Total Purchased Professional and Technical Services**

**\$458,545.12**

500 Other Purchased Services

549 Other Advertising/Public Relations

683.22

**Total Other Purchased Services**

**\$683.22**

**Total 2350 Legal and Accounting Services**

**\$459,228.34**

**General Fund (10)**

	<u>Elementary</u>	<u>Secondary</u>	<u>Federal</u>	<u>Total</u>
<b>2360 Office of the Superintendent / Executive Director Services</b>				
<b>100 Personnel Services – Salaries</b>				
100 Personnel Services – Salaries				310,908.47
<b>Total Personnel Services – Salaries</b>				<b>\$310,908.47</b>
<b>200 Personnel Services – Employee Benefits</b>				
210 Group Insurance – Contracted Provider				4,359.04
220 Social Security Contributions				18,773.08
230 PSERS Retirement Contributions				100,976.85
260 Workers' Compensation				3,617.03
270 Group Insurance – Self-Insurance				52,110.00
299 All Other Employee Benefits				1,476.31
<b>Total Personnel Services – Employee Benefits</b>				<b>\$181,312.31</b>
<b>400 Purchased Property Services</b>				
430 Repairs and Maintenance Services				201.00
440 Rentals				9,533.38
<b>Total Purchased Property Services</b>				<b>\$9,734.38</b>
<b>500 Other Purchased Services</b>				
530 Communications	680.10	671.72		1,351.82
550 Printing and Binding				901.53
580 Travel				620.00
<b>Total Other Purchased Services</b>	<b>\$680.10</b>	<b>\$671.72</b>		<b>\$2,873.35</b>
<b>600 Supplies</b>				
610 General Supplies				4,096.18
630 Food				4,553.02
640 Books and Periodicals				1,054.73
650 Supplies & Fees – Technology Related				5,070.28
<b>Total Supplies</b>				<b>\$14,774.21</b>
<b>800 Other Objects</b>				
810 Dues and Fees				11,154.00
<b>Total Other Objects</b>				<b>\$11,154.00</b>
<b>Total 2360 Office of the Superintendent / Executive Director Services</b>	<b>\$680.10</b>	<b>\$671.72</b>		<b>\$530,756.72</b>

General Fund (10)

	<u>Elementary</u>	<u>Secondary</u>	<u>Federal</u>	<u>Total</u>
<b>2370 Community Relations Services</b>				
<b>100 Personnel Services – Salaries</b>				
100 Personnel Services – Salaries				71,410.00
<b>Total Personnel Services – Salaries</b>				<b>\$71,410.00</b>
<b>200 Personnel Services – Employee Benefits</b>				
210 Group Insurance – Contracted Provider				187.06
220 Social Security Contributions				5,406.36
230 PSERS Retirement Contributions				23,872.39
260 Workers' Compensation				830.77
270 Group Insurance – Self-Insurance				17,370.00
299 All Other Employee Benefits				298.95
<b>Total Personnel Services – Employee Benefits</b>				<b>\$47,965.53</b>
<b>500 Other Purchased Services</b>				
530 Communications				663.97
550 Printing and Binding				88.71
580 Travel				110.18
<b>Total Other Purchased Services</b>				<b>\$862.86</b>
<b>600 Supplies</b>				
610 General Supplies				914.60
<b>Total Supplies</b>				<b>\$914.60</b>
<b>800 Other Objects</b>				
810 Dues and Fees				25.00
<b>Total Other Objects</b>				<b>\$25.00</b>
<b>Total 2370 Community Relations Services</b>				<b>\$121,177.99</b>

**General Fund (10)**

**2380 Office of the Principal Services**

	<u>Elementary</u>	<u>Secondary</u>	<u>Federal</u>	<u>Total</u>
<b>100 Personnel Services – Salaries</b>				
100 Personnel Services – Salaries	3,354,279.29	2,688,606.59		6,042,885.88
<b>Total Personnel Services – Salaries</b>	<b>\$3,354,279.29</b>	<b>\$2,688,606.59</b>		<b>\$6,042,885.88</b>
<b>200 Personnel Services – Employee Benefits</b>				
210 Group Insurance – Contracted Provider	6,310.23	5,362.26		11,672.49
220 Social Security Contributions	251,450.00	199,995.76		451,445.76
230 PSERS Retirement Contributions	1,105,298.18	892,437.06		1,997,735.24
250 Unemployment Compensation	12.82	12.66		25.48
260 Workers' Compensation	38,802.49	31,137.97		69,940.46
270 Group Insurance – Self-Insurance	651,478.04	568,089.46		1,219,567.50
299 All Other Employee Benefits	69,308.13	19,336.01		88,644.14
<b>Total Personnel Services – Employee Benefits</b>	<b>\$2,122,659.89</b>	<b>\$1,716,371.18</b>		<b>\$3,839,031.07</b>
<b>400 Purchased Property Services</b>				
430 Repairs and Maintenance Services	290.20	461.80		752.00
440 Rentals	44,370.01	29,400.22		73,770.23
<b>Total Purchased Property Services</b>	<b>\$44,660.21</b>	<b>\$29,862.02</b>		<b>\$74,522.23</b>
<b>500 Other Purchased Services</b>				
530 Communications	11,946.20	35,041.75		46,987.95
550 Printing and Binding	2,779.82	3,427.95		6,207.77
580 Travel	1,360.52	5,252.80		6,613.32
<b>Total Other Purchased Services</b>	<b>\$16,086.54</b>	<b>\$43,722.50</b>		<b>\$59,809.04</b>
<b>600 Supplies</b>				
610 General Supplies	22,930.50	15,272.58		38,203.08
630 Food	3,723.38	2,223.62		5,947.00
640 Books and Periodicals	192.09	1,223.06		1,415.15
650 Supplies & Fees – Technology Related	6,803.12	2,303.81		9,106.93
<b>Total Supplies</b>	<b>\$33,649.09</b>	<b>\$21,023.07</b>		<b>\$54,672.16</b>
<b>800 Other Objects</b>				
810 Dues and Fees	12,934.90	10,347.10		23,282.00
<b>Total Other Objects</b>	<b>\$12,934.90</b>	<b>\$10,347.10</b>		<b>\$23,282.00</b>
<b>Total 2380 Office of the Principal Services</b>	<b>\$5,584,269.92</b>	<b>\$4,509,932.46</b>		<b>\$10,094,202.38</b>

General Fund (10)

	<u>Elementary</u>	<u>Secondary</u>	<u>Federal</u>	<u>Total</u>
<b>2390 Other Administration Services</b>				
<b>100 Personnel Services – Salaries</b>				
100 Personnel Services – Salaries				243.30
<b>Total Personnel Services – Salaries</b>				<b>\$243.30</b>
<b>200 Personnel Services – Employee Benefits</b>				
220 Social Security Contributions				18.61
230 PSERS Retirement Contributions				81.34
260 Workers' Compensation				2.83
<b>Total Personnel Services – Employee Benefits</b>				<b>\$102.78</b>
<b>300 Purchased Professional and Technical Services</b>				
330 Other Professional Services				17,356.00
<b>Total Purchased Professional and Technical Services</b>				<b>\$17,356.00</b>
<b>400 Purchased Property Services</b>				
440 Rentals				30,845.38
<b>Total Purchased Property Services</b>				<b>\$30,845.38</b>
<b>500 Other Purchased Services</b>				
550 Printing and Binding				231.31
580 Travel				69.62
<b>Total Other Purchased Services</b>				<b>\$300.93</b>
<b>600 Supplies</b>				
610 General Supplies				11,403.38
630 Food				4,040.01
<b>Total Supplies</b>				<b>\$15,443.39</b>
<b>800 Other Objects</b>				
810 Dues and Fees				15,210.00
<b>Total Other Objects</b>				<b>\$15,210.00</b>
<b>Total 2390 Other Administration Services</b>				<b>\$79,501.78</b>

General Fund (10)

	<u>Elementary</u>	<u>Secondary</u>	<u>Federal</u>	<u>Total</u>
<b>2400 Support Services – Pupil Health</b>				
<b>100 Personnel Services – Salaries</b>				
100 Personnel Services – Salaries				1,500,779.76
<b>Total Personnel Services – Salaries</b>				<b>\$1,500,779.76</b>
<b>200 Personnel Services – Employee Benefits</b>				
210 Group Insurance – Contracted Provider				4,341.73
220 Social Security Contributions				112,294.96
230 PSERS Retirement Contributions				502,106.99
260 Workers' Compensation				17,459.71
270 Group Insurance – Self-Insurance				496,492.50
299 All Other Employee Benefits				2,070.00
<b>Total Personnel Services – Employee Benefits</b>				<b>\$1,134,765.89</b>
<b>300 Purchased Professional and Technical Services</b>				
322 Professional Educational Services – Ius				3,894.69
330 Other Professional Services			4,878.00	19,590.00
<b>Total Purchased Professional and Technical Services</b>			<b>\$4,878.00</b>	<b>\$23,484.69</b>
<b>400 Purchased Property Services</b>				
430 Repairs and Maintenance Services				1,759.00
440 Rentals				1,110.34
<b>Total Purchased Property Services</b>				<b>\$2,869.34</b>
<b>500 Other Purchased Services</b>				
530 Communications				2,911.94
550 Printing and Binding				1,068.29
580 Travel				670.40
<b>Total Other Purchased Services</b>				<b>\$4,650.63</b>
<b>600 Supplies</b>				
610 General Supplies			2,973.73	20,841.34
630 Food				87.24
640 Books and Periodicals				189.84
650 Supplies & Fees – Technology Related				9,314.53
<b>Total Supplies</b>			<b>\$2,973.73</b>	<b>\$30,432.95</b>
<b>800 Other Objects</b>				
810 Dues and Fees				1,855.00
<b>Total Other Objects</b>				<b>\$1,855.00</b>
<b>Total 2400 Support Services – Pupil Health</b>			<b>\$7,851.73</b>	<b>\$2,698,838.26</b>

General Fund (10)

2410 Supervision of Health Services

Elementary

Secondary

Federal

Total

100 Personnel Services – Salaries

100 Personnel Services – Salaries

110,048.02

**Total Personnel Services – Salaries**

**\$110,048.02**

200 Personnel Services – Employee Benefits

210 Group Insurance – Contracted Provider

239.40

220 Social Security Contributions

8,427.32

230 PSERS Retirement Contributions

36,789.01

260 Workers' Compensation

1,280.27

270 Group Insurance – Self-Insurance

17,370.00

**Total Personnel Services – Employee Benefits**

**\$64,106.00**

500 Other Purchased Services

530 Communications

599.91

580 Travel

547.82

**Total Other Purchased Services**

**\$1,147.73**

800 Other Objects

810 Dues and Fees

595.00

**Total Other Objects**

**\$595.00**

**Total 2410 Supervision of Health Services**

**\$175,896.75**

**General Fund (10)**

	<u>Elementary</u>	<u>Secondary</u>	<u>Federal</u>	<u>Total</u>
<b>2419 Supervision of Health Services – All Other Supervision</b>				
<b>100 Personnel Services – Salaries</b>				
100 Personnel Services – Salaries				110,048.02
<b>Total Personnel Services – Salaries</b>				<b>\$110,048.02</b>
<b>200 Personnel Services – Employee Benefits</b>				
210 Group Insurance – Contracted Provider				239.40
220 Social Security Contributions				8,427.32
230 PSERS Retirement Contributions				36,789.01
260 Workers' Compensation				1,280.27
270 Group Insurance – Self-Insurance				17,370.00
<b>Total Personnel Services – Employee Benefits</b>				<b>\$64,106.00</b>
<b>500 Other Purchased Services</b>				
530 Communications				599.91
580 Travel				547.82
<b>Total Other Purchased Services</b>				<b>\$1,147.73</b>
<b>800 Other Objects</b>				
810 Dues and Fees				595.00
<b>Total Other Objects</b>				<b>\$595.00</b>
<b>Total 2419 Supervision of Health Services – All Other Supervision</b>				<b>\$175,896.75</b>

LEA : 120481002 Bethlehem Area SD

Printed 11/27/2019 2:39:30 PM

General Fund (10)

2420 Medical Services

Elementary

Secondary

Federal

Total

300 Purchased Professional and Technical Services

330 Other Professional Services

4,200.00

**Total Purchased Professional and Technical Services**

**\$4,200.00**

600 Supplies

610 General Supplies

1,193.81

**Total Supplies**

**\$1,193.81**

**Total 2420 Medical Services**

**\$5,393.81**

LEA : 120481002 Bethlehem Area SD

Printed 11/27/2019 2:39:30 PM

General Fund (10)

2430 Dental Services

Elementary

Secondary

Federal

Total

300 Purchased Professional and Technical Services

330 Other Professional Services

6,512.00

**Total Purchased Professional and Technical Services**

**\$6,512.00**

500 Other Purchased Services

530 Communications

258.61

**Total Other Purchased Services**

**\$258.61**

600 Supplies

610 General Supplies

194.02

**Total Supplies**

**\$194.02**

**Total 2430 Dental Services**

**\$6,964.63**

**General Fund (10)**

**2440 Nursing Services**

	<u>Elementary</u>	<u>Secondary</u>	<u>Federal</u>	<u>Total</u>
<b>100 Personnel Services – Salaries</b>				
100 Personnel Services – Salaries				1,223,222.54
<b>Total Personnel Services – Salaries</b>				<b>\$1,223,222.54</b>
<b>200 Personnel Services – Employee Benefits</b>				
210 Group Insurance – Contracted Provider				3,467.62
220 Social Security Contributions				91,186.74
230 PSERS Retirement Contributions				407,428.91
260 Workers' Compensation				14,230.68
270 Group Insurance – Self-Insurance				439,605.75
299 All Other Employee Benefits				2,070.00
<b>Total Personnel Services – Employee Benefits</b>				<b>\$957,989.70</b>
<b>300 Purchased Professional and Technical Services</b>				
322 Professional Educational Services – Ius				3,894.69
330 Other Professional Services			4,878.00	8,878.00
<b>Total Purchased Professional and Technical Services</b>			<b>\$4,878.00</b>	<b>\$12,772.69</b>
<b>400 Purchased Property Services</b>				
430 Repairs and Maintenance Services				1,759.00
440 Rentals				1,110.34
<b>Total Purchased Property Services</b>				<b>\$2,869.34</b>
<b>500 Other Purchased Services</b>				
530 Communications				2,053.42
550 Printing and Binding				1,068.29
580 Travel				122.58
<b>Total Other Purchased Services</b>				<b>\$3,244.29</b>
<b>600 Supplies</b>				
610 General Supplies				13,282.74
630 Food				87.24
640 Books and Periodicals				189.84
650 Supplies & Fees – Technology Related				9,314.53
<b>Total Supplies</b>				<b>\$22,874.35</b>
<b>800 Other Objects</b>				
810 Dues and Fees				1,260.00
<b>Total Other Objects</b>				<b>\$1,260.00</b>
<b>Total 2440 Nursing Services</b>			<b>\$4,878.00</b>	<b>\$2,224,232.91</b>



LEA : 120481002 Bethlehem Area SD

Printed 11/27/2019 2:39:30 PM

General Fund (10)

2490 Other Health Services

Elementary

Secondary

Federal

Total

600 Supplies

610 General Supplies

3,197.04

**Total Supplies**

**\$3,197.04**

**Total 2490 Other Health Services**

**\$3,197.04**

General Fund (10)

2500 Support Services – Business

Elementary                      Secondary                      Federal                      Total

100 Personnel Services – Salaries

100 Personnel Services – Salaries 1,015,914.75

**Total Personnel Services – Salaries \$1,015,914.75**

200 Personnel Services – Employee Benefits

210 Group Insurance – Contracted Provider 3,219.45

220 Social Security Contributions 73,750.71

230 PSERS Retirement Contributions 334,980.97

260 Workers' Compensation 11,818.90

270 Group Insurance – Self-Insurance 282,696.70

291 Other Retirement Plans 7,000.00

299 All Other Employee Benefits 6,402.50

**Total Personnel Services – Employee Benefits \$719,869.23**

300 Purchased Professional and Technical Services

330 Other Professional Services 1,200.00

**Total Purchased Professional and Technical Services \$1,200.00**

400 Purchased Property Services

440 Rentals 138,643.55

**Total Purchased Property Services \$138,643.55**

500 Other Purchased Services

530 Communications 14,664.96

549 Other Advertising/Public Relations 10,460.22

550 Printing and Binding 2,054.40

580 Travel 689.62

**Total Other Purchased Services \$27,869.20**

600 Supplies

610 General Supplies 20,997.79

650 Supplies & Fees – Technology Related 5,703.10

**Total Supplies \$26,700.89**

800 Other Objects

810 Dues and Fees 1,011.58

**Total Other Objects \$1,011.58**

**Total 2500 Support Services – Business \$1,931,209.20**



General Fund (10)

2511 Supervision of Fiscal Services - Head of Component

Elementary                      Secondary                      Federal                      Total

**100 Personnel Services – Salaries**  
100 Personnel Services – Salaries 228,276.34

**Total Personnel Services – Salaries \$228,276.34**

**200 Personnel Services – Employee Benefits**  
210 Group Insurance – Contracted Provider 1,505.64  
220 Social Security Contributions 15,067.61  
230 PSERS Retirement Contributions 75,088.95  
260 Workers' Compensation 2,655.71  
270 Group Insurance – Self-Insurance 34,740.00  
291 Other Retirement Plans 7,000.00  
299 All Other Employee Benefits 1,000.00

**Total Personnel Services – Employee Benefits \$137,057.91**

**500 Other Purchased Services**  
530 Communications 768.85  
550 Printing and Binding 2.70  
580 Travel 516.13

**Total Other Purchased Services \$1,287.68**

**600 Supplies**  
610 General Supplies 541.61  
650 Supplies & Fees – Technology Related 2,857.48

**Total Supplies \$3,399.09**

**800 Other Objects**  
810 Dues and Fees 258.25

**Total Other Objects \$258.25**

**Total 2511 Supervision of Fiscal Services - Head of Component \$370,279.27**

General Fund (10)

2513 Receiving and Disbursing Funds Services

Elementary

Secondary

Federal

Total

100 Personnel Services – Salaries

100 Personnel Services – Salaries 156,677.59

**Total Personnel Services – Salaries \$156,677.59**

200 Personnel Services – Employee Benefits

210 Group Insurance – Contracted Provider 141.09

220 Social Security Contributions 11,783.01

230 PSERS Retirement Contributions 52,147.60

260 Workers' Compensation 1,822.74

270 Group Insurance – Self-Insurance 39,516.70

299 All Other Employee Benefits 3,112.50

**Total Personnel Services – Employee Benefits \$108,523.64**

300 Purchased Professional and Technical Services

330 Other Professional Services 1,200.00

**Total Purchased Professional and Technical Services \$1,200.00**

500 Other Purchased Services

530 Communications 2,052.95

550 Printing and Binding 115.00

**Total Other Purchased Services \$2,167.95**

600 Supplies

610 General Supplies 1,104.81

650 Supplies & Fees – Technology Related 1,299.02

**Total Supplies \$2,403.83**

800 Other Objects

810 Dues and Fees 277.60

**Total Other Objects \$277.60**

**Total 2513 Receiving and Disbursing Funds Services \$271,250.61**

General Fund (10)

2514 Payroll Services

Elementary                      Secondary                      Federal                      Total

<b>100 Personnel Services – Salaries</b>				
100 Personnel Services – Salaries				198,059.95
<b>Total Personnel Services – Salaries</b>				<b>\$198,059.95</b>
<b>200 Personnel Services – Employee Benefits</b>				
210 Group Insurance – Contracted Provider				322.26
220 Social Security Contributions				14,670.09
230 PSERS Retirement Contributions				65,866.53
260 Workers' Compensation				2,304.19
270 Group Insurance – Self-Insurance				72,375.00
299 All Other Employee Benefits				500.00
<b>Total Personnel Services – Employee Benefits</b>				<b>\$156,038.07</b>
<b>500 Other Purchased Services</b>				
530 Communications				4,302.54
550 Printing and Binding				1,254.77
<b>Total Other Purchased Services</b>				<b>\$5,557.31</b>
<b>600 Supplies</b>				
610 General Supplies				1,940.94
<b>Total Supplies</b>				<b>\$1,940.94</b>
<b>800 Other Objects</b>				
810 Dues and Fees				4.43
<b>Total Other Objects</b>				<b>\$4.43</b>
<b>Total 2514 Payroll Services</b>				<b>\$361,600.70</b>

General Fund (10)

	<u>Elementary</u>	<u>Secondary</u>	<u>Federal</u>	<u>Total</u>
<b>2515 Financial Accounting Services</b>				
<b>100 Personnel Services – Salaries</b>				
100 Personnel Services – Salaries				59,000.00
<b>Total Personnel Services – Salaries</b>				<b>\$59,000.00</b>
<b>200 Personnel Services – Employee Benefits</b>				
210 Group Insurance – Contracted Provider				344.93
220 Social Security Contributions				4,408.70
230 PSERS Retirement Contributions				19,723.78
260 Workers' Compensation				686.39
270 Group Insurance – Self-Insurance				35,463.75
299 All Other Employee Benefits				1,290.00
<b>Total Personnel Services – Employee Benefits</b>				<b>\$61,917.55</b>
<b>500 Other Purchased Services</b>				
550 Printing and Binding				88.43
580 Travel				71.04
<b>Total Other Purchased Services</b>				<b>\$159.47</b>
<b>600 Supplies</b>				
610 General Supplies				748.40
650 Supplies & Fees – Technology Related				42.34
<b>Total Supplies</b>				<b>\$790.74</b>
<b>800 Other Objects</b>				
810 Dues and Fees				388.80
<b>Total Other Objects</b>				<b>\$388.80</b>
<b>Total 2515 Financial Accounting Services</b>				<b>\$122,256.56</b>

General Fund (10)

2516 Internal Auditing Services

Elementary

Secondary

Federal

Total

100 Personnel Services – Salaries

100 Personnel Services – Salaries

47,250.45

**Total Personnel Services – Salaries**

**\$47,250.45**

200 Personnel Services – Employee Benefits

210 Group Insurance – Contracted Provider

133.74

220 Social Security Contributions

3,530.22

230 PSERS Retirement Contributions

15,795.91

260 Workers' Compensation

549.70

270 Group Insurance – Self-Insurance

13,027.50

**Total Personnel Services – Employee Benefits**

**\$33,037.07**

600 Supplies

610 General Supplies

15.56

**Total Supplies**

**\$15.56**

**Total 2516 Internal Auditing Services**

**\$80,303.08**

**General Fund (10)**

**2519 Other Fiscal Services**

	<u>Elementary</u>	<u>Secondary</u>	<u>Federal</u>	<u>Total</u>
<b>100 Personnel Services – Salaries</b>				
100 Personnel Services – Salaries				87,125.00
<b>Total Personnel Services – Salaries</b>				<b>\$87,125.00</b>
<b>200 Personnel Services – Employee Benefits</b>				
210 Group Insurance – Contracted Provider				243.84
220 Social Security Contributions				6,373.77
230 PSERS Retirement Contributions				29,125.91
260 Workers' Compensation				1,013.59
270 Group Insurance – Self-Insurance				17,370.00
299 All Other Employee Benefits				500.00
<b>Total Personnel Services – Employee Benefits</b>				<b>\$54,627.11</b>
<b>500 Other Purchased Services</b>				
580 Travel				65.48
<b>Total Other Purchased Services</b>				<b>\$65.48</b>
<b>600 Supplies</b>				
610 General Supplies				258.24
650 Supplies & Fees – Technology Related				42.34
<b>Total Supplies</b>				<b>\$300.58</b>
<b>800 Other Objects</b>				
810 Dues and Fees				82.50
<b>Total Other Objects</b>				<b>\$82.50</b>
<b>Total 2519 Other Fiscal Services</b>				<b>\$142,200.67</b>

General Fund (10)

2520 Purchasing Services

Elementary

Secondary

Federal

Total

100 Personnel Services – Salaries

100 Personnel Services – Salaries

77,707.54

**Total Personnel Services – Salaries**

**\$77,707.54**

200 Personnel Services – Employee Benefits

210 Group Insurance – Contracted Provider

62.16

220 Social Security Contributions

5,854.76

230 PSERS Retirement Contributions

25,748.01

260 Workers' Compensation

904.03

270 Group Insurance – Self-Insurance

18,093.75

**Total Personnel Services – Employee Benefits**

**\$50,662.71**

500 Other Purchased Services

530 Communications

228.30

549 Other Advertising/Public Relations

10,460.22

550 Printing and Binding

0.24

**Total Other Purchased Services**

**\$10,688.76**

600 Supplies

610 General Supplies

1,309.45

**Total Supplies**

**\$1,309.45**

**Total 2520 Purchasing Services**

**\$140,368.46**

LEA : 120481002 Bethlehem Area SD

Printed 11/27/2019 2:39:30 PM

General Fund (10)

2530 Warehousing and Distributing Services

Elementary

Secondary

Federal

Total

100 Personnel Services – Salaries

100 Personnel Services – Salaries

82,257.17

**Total Personnel Services – Salaries**

**\$82,257.17**

200 Personnel Services – Employee Benefits

210 Group Insurance – Contracted Provider

396.77

220 Social Security Contributions

6,193.78

230 PSERS Retirement Contributions

27,331.38

260 Workers' Compensation

956.96

270 Group Insurance – Self-Insurance

26,055.00

**Total Personnel Services – Employee Benefits**

**\$60,933.89**

**Total 2530 Warehousing and Distributing Services**

**\$143,191.06**

General Fund (10)

2540 Printing, Publishing and Duplicating Services

Elementary

Secondary

Federal

Total

100 Personnel Services – Salaries

100 Personnel Services – Salaries

79,560.71

**Total Personnel Services – Salaries**

**\$79,560.71**

200 Personnel Services – Employee Benefits

210 Group Insurance – Contracted Provider

69.02

220 Social Security Contributions

5,868.77

230 PSERS Retirement Contributions

24,152.90

260 Workers' Compensation

925.59

270 Group Insurance – Self-Insurance

26,055.00

**Total Personnel Services – Employee Benefits**

**\$57,071.28**

400 Purchased Property Services

440 Rentals

138,643.55

**Total Purchased Property Services**

**\$138,643.55**

500 Other Purchased Services

530 Communications

7,312.32

550 Printing and Binding

593.26

580 Travel

36.97

**Total Other Purchased Services**

**\$7,942.55**

600 Supplies

610 General Supplies

15,078.78

650 Supplies & Fees – Technology Related

1,461.92

**Total Supplies**

**\$16,540.70**

**Total 2540 Printing, Publishing and Duplicating Services**

**\$299,758.79**

**General Fund (10)**

	<u>Elementary</u>	<u>Secondary</u>	<u>Federal</u>	<u>Total</u>
<b>2600 Operation and Maintenance of Plant Services</b>				
<b>100 Personnel Services – Salaries</b>				
100 Personnel Services – Salaries			42,943.98	7,113,319.22
<b>Total Personnel Services – Salaries</b>			<b>\$42,943.98</b>	<b>\$7,113,319.22</b>
<b>200 Personnel Services – Employee Benefits</b>				
210 Group Insurance – Contracted Provider			112.28	172,547.22
220 Social Security Contributions			3,253.26	532,606.82
230 PSERS Retirement Contributions			7,178.11	2,345,370.49
250 Unemployment Compensation				5,016.00
260 Workers' Compensation			499.60	82,375.37
270 Group Insurance – Self-Insurance			10,132.50	2,170,072.50
299 All Other Employee Benefits				38,310.94
<b>Total Personnel Services – Employee Benefits</b>			<b>\$21,175.75</b>	<b>\$5,346,299.34</b>
<b>300 Purchased Professional and Technical Services</b>				
330 Other Professional Services				51,699.55
340 Technical Services				38,640.86
350 Security / Safety Services				341,637.25
<b>Total Purchased Professional and Technical Services</b>				<b>\$431,977.66</b>
<b>400 Purchased Property Services</b>				
410 Cleaning Services				269,410.48
420 Utility Services				309,988.55
430 Repairs and Maintenance Services				658,770.90
440 Rentals				36,030.78
450 Construction Services				64,625.96
460 Extermination Services				13,997.50
<b>Total Purchased Property Services</b>				<b>\$1,352,824.17</b>
<b>500 Other Purchased Services</b>				
522 Automotive Liability Insurance				53,906.48
523 General Property and Liability Insurance				420,843.00
530 Communications				44,666.82
550 Printing and Binding				58.70
580 Travel			609.33	2,975.68
<b>Total Other Purchased Services</b>			<b>\$609.33</b>	<b>\$522,450.68</b>
<b>600 Supplies</b>				
610 General Supplies	549,385.56	635,443.51		1,184,829.07
620 Energy				2,227,423.45
630 Food				328.50
650 Supplies & Fees – Technology Related				52,103.34
<b>Total Supplies</b>	<b>\$549,385.56</b>	<b>\$635,443.51</b>		<b>\$3,464,684.36</b>
<b>700 Property</b>				
752 Capital Equipment – Original and Additional				27,172.28
762 Capitalized Equipment - Replacement				113,880.67
<b>Total Property</b>				<b>\$141,052.95</b>

LEA : 120481002 Bethlehem Area SD

Printed 11/27/2019 2:39:30 PM

General Fund (10)

2600 Operation and Maintenance of Plant Services

Elementary

Secondary

Federal

Total

800 Other Objects

810 Dues and Fees

4,833.45

**Total Other Objects**

**\$4,833.45**

**Total 2600 Operation and Maintenance of Plant Services**

**\$549,385.56**

**\$635,443.51**

**\$64,729.06**

**\$18,377,441.83**

General Fund (10)

2610 Supervision of Operation and Maintenance of Plant Services

Elementary

Secondary

Federal

Total

100 Personnel Services – Salaries

100 Personnel Services – Salaries 531,854.74

**Total Personnel Services – Salaries \$531,854.74**

200 Personnel Services – Employee Benefits

210 Group Insurance – Contracted Provider 1,813.56

220 Social Security Contributions 38,322.43

230 PSERS Retirement Contributions 171,613.41

260 Workers' Compensation 5,814.35

270 Group Insurance – Self-Insurance 108,562.50

299 All Other Employee Benefits 613.00

**Total Personnel Services – Employee Benefits \$326,739.25**

500 Other Purchased Services

530 Communications 2,664.36

580 Travel 776.86

**Total Other Purchased Services \$3,441.22**

600 Supplies

650 Supplies & Fees – Technology Related 6,962.67

**Total Supplies \$6,962.67**

800 Other Objects

810 Dues and Fees 839.64

**Total Other Objects \$839.64**

**Total 2610 Supervision of Operation and Maintenance of Plant Services \$869,837.52**

General Fund (10)

2611 Supervision of Operation and Maintenance of Plant Services – Head of Component

Elementary

Secondary

Federal

Total

100 Personnel Services – Salaries

100 Personnel Services – Salaries 213,841.36

**Total Personnel Services – Salaries \$213,841.36**

200 Personnel Services – Employee Benefits

210 Group Insurance – Contracted Provider 1,095.40

220 Social Security Contributions 14,388.05

230 PSERS Retirement Contributions 65,301.46

260 Workers' Compensation 2,114.66

270 Group Insurance – Self-Insurance 21,712.50

299 All Other Employee Benefits 500.00

**Total Personnel Services – Employee Benefits \$105,112.07**

500 Other Purchased Services

580 Travel 380.77

**Total Other Purchased Services \$380.77**

600 Supplies

650 Supplies & Fees – Technology Related 1,533.73

**Total Supplies \$1,533.73**

**Total 2611 Supervision of Operation and Maintenance of Plant Services – Head of Component \$320,867.93**

General Fund (10)

2619 Supervision of Operation and Maintenance of Plant Services – All Other Supervision

Elementary

Secondary

Federal

Total

100 Personnel Services – Salaries

100 Personnel Services – Salaries 318,013.38

**Total Personnel Services – Salaries \$318,013.38**

200 Personnel Services – Employee Benefits

210 Group Insurance – Contracted Provider 718.16

220 Social Security Contributions 23,934.38

230 PSERS Retirement Contributions 106,311.95

260 Workers' Compensation 3,699.69

270 Group Insurance – Self-Insurance 86,850.00

299 All Other Employee Benefits 113.00

**Total Personnel Services – Employee Benefits \$221,627.18**

500 Other Purchased Services

530 Communications 2,664.36

580 Travel 396.09

**Total Other Purchased Services \$3,060.45**

600 Supplies

650 Supplies & Fees – Technology Related 5,428.94

**Total Supplies \$5,428.94**

800 Other Objects

810 Dues and Fees 839.64

**Total Other Objects \$839.64**

**Total 2619 Supervision of Operation and Maintenance of Plant Services – All Other Supervision \$548,969.59**

General Fund (10)

	<u>Elementary</u>	<u>Secondary</u>	<u>Federal</u>	<u>Total</u>
<b>2620 Operation of Buildings Services</b>				
<b>100 Personnel Services – Salaries</b>				
100 Personnel Services – Salaries				5,965,725.74
<b>Total Personnel Services – Salaries</b>				<b>\$5,965,725.74</b>
<b>200 Personnel Services – Employee Benefits</b>				
210 Group Insurance – Contracted Provider				29,419.25
220 Social Security Contributions				447,933.88
230 PSERS Retirement Contributions				1,971,086.54
250 Unemployment Compensation				5,016.00
260 Workers' Compensation				69,397.65
270 Group Insurance – Self-Insurance				1,954,395.00
299 All Other Employee Benefits				23,656.50
<b>Total Personnel Services – Employee Benefits</b>				<b>\$4,500,904.82</b>
<b>300 Purchased Professional and Technical Services</b>				
330 Other Professional Services				51,699.55
340 Technical Services				36,903.86
<b>Total Purchased Professional and Technical Services</b>				<b>\$88,603.41</b>
<b>400 Purchased Property Services</b>				
410 Cleaning Services				90,689.48
420 Utility Services				309,988.55
430 Repairs and Maintenance Services				541,304.68
440 Rentals				15,498.82
450 Construction Services				7,348.75
460 Extermination Services				13,997.50
<b>Total Purchased Property Services</b>				<b>\$978,827.78</b>
<b>500 Other Purchased Services</b>				
523 General Property and Liability Insurance				420,843.00
530 Communications				41,663.76
550 Printing and Binding				58.70
580 Travel				1,563.33
<b>Total Other Purchased Services</b>				<b>\$464,128.79</b>
<b>600 Supplies</b>				
610 General Supplies	484,240.68	573,412.92		1,057,653.60
620 Energy				2,191,458.07
630 Food				328.50
650 Supplies & Fees – Technology Related				30,583.96
<b>Total Supplies</b>	<b>\$484,240.68</b>	<b>\$573,412.92</b>		<b>\$3,280,024.13</b>
<b>700 Property</b>				
752 Capital Equipment – Original and Additional				22,351.00
762 Capitalized Equipment - Replacement				38,542.67
<b>Total Property</b>				<b>\$60,893.67</b>
<b>800 Other Objects</b>				

LEA : 120481002 Bethlehem Area SD

Printed 11/27/2019 2:39:30 PM

General Fund (10)

2620 Operation of Buildings Services

Elementary

Secondary

Federal

Total

800 Other Objects

810 Dues and Fees

3,820.13

**Total Other Objects**

**\$3,820.13**

**Total 2620 Operation of Buildings Services**

**\$484,240.68**

**\$573,412.92**

**\$15,342,928.47**

**General Fund (10)**

	<u>Elementary</u>	<u>Secondary</u>	<u>Federal</u>	<u>Total</u>
<b>2630 Care and Upkeep of Grounds Services</b>				
<b>100 Personnel Services – Salaries</b>				
100 Personnel Services – Salaries				383,692.56
<b>Total Personnel Services – Salaries</b>				<b>\$383,692.56</b>
<b>200 Personnel Services – Employee Benefits</b>				
210 Group Insurance – Contracted Provider				1,480.55
220 Social Security Contributions				28,861.66
230 PSERS Retirement Contributions				125,415.29
260 Workers' Compensation				4,463.80
270 Group Insurance – Self-Insurance				95,535.00
299 All Other Employee Benefits				14,041.44
<b>Total Personnel Services – Employee Benefits</b>				<b>\$269,797.74</b>
<b>300 Purchased Professional and Technical Services</b>				
340 Technical Services				1,737.00
<b>Total Purchased Professional and Technical Services</b>				<b>\$1,737.00</b>
<b>400 Purchased Property Services</b>				
410 Cleaning Services				178,721.00
430 Repairs and Maintenance Services				6,931.76
440 Rentals				456.96
450 Construction Services				57,277.21
<b>Total Purchased Property Services</b>				<b>\$243,386.93</b>
<b>600 Supplies</b>				
610 General Supplies	26,212.45	24,340.39		50,552.84
<b>Total Supplies</b>	<b>\$26,212.45</b>	<b>\$24,340.39</b>		<b>\$50,552.84</b>
<b>700 Property</b>				
752 Capital Equipment – Original and Additional				4,821.28
762 Capitalized Equipment - Replacement				75,338.00
<b>Total Property</b>				<b>\$80,159.28</b>
<b>Total 2630 Care and Upkeep of Grounds Services</b>	<b>\$26,212.45</b>	<b>\$24,340.39</b>		<b>\$1,029,326.35</b>

LEA : 120481002 Bethlehem Area SD

Printed 11/27/2019 2:39:30 PM

General Fund (10)

2640 Care and Upkeep of Equipment Services

Elementary

Secondary

Federal

Total

400 Purchased Property Services

430 Repairs and Maintenance Services

3,528.62

**Total Purchased Property Services**

**\$3,528.62**

**Total 2640 Care and Upkeep of Equipment Services**

**\$3,528.62**

LEA : 120481002 Bethlehem Area SD

Printed 11/27/2019 2:39:30 PM

General Fund (10)

	<u>Elementary</u>	<u>Secondary</u>	<u>Federal</u>	<u>Total</u>
<b>2650 Vehicle Operation and Maintenance Services (Other Than Student Transportation Vehicles)</b>				
<b>400 <u>Purchased Property Services</u></b>				
430 Repairs and Maintenance Services				27,071.50
440 Rentals				20,075.00
<b>Total Purchased Property Services</b>				<b>\$47,146.50</b>
<b>500 <u>Other Purchased Services</u></b>				
522 Automotive Liability Insurance				53,906.48
<b>Total Other Purchased Services</b>				<b>\$53,906.48</b>
<b>600 <u>Supplies</u></b>				
610 General Supplies	14,922.95	15,731.47		30,654.42
620 Energy				35,965.38
<b>Total Supplies</b>	<b>\$14,922.95</b>	<b>\$15,731.47</b>		<b>\$66,619.80</b>
<b>800 <u>Other Objects</u></b>				
810 Dues and Fees				16.65
<b>Total Other Objects</b>				<b>\$16.65</b>
<b>Total 2650 Vehicle Operation and Maintenance Services (Other Than Student Transportation Vehicles)</b>	<b>\$14,922.95</b>	<b>\$15,731.47</b>		<b>\$167,689.43</b>

**General Fund (10)**

	<u>Elementary</u>	<u>Secondary</u>	<u>Federal</u>	<u>Total</u>
<b>2660 Safety and Security Services</b>				
<b>100 Personnel Services – Salaries</b>				
100 Personnel Services – Salaries			42,943.98	232,046.18
<b>Total Personnel Services – Salaries</b>			<b>\$42,943.98</b>	<b>\$232,046.18</b>
<b>200 Personnel Services – Employee Benefits</b>				
210 Group Insurance – Contracted Provider			112.28	139,833.86
220 Social Security Contributions			3,253.26	17,488.85
230 PSERS Retirement Contributions			7,178.11	77,255.25
260 Workers' Compensation			499.60	2,699.57
270 Group Insurance – Self-Insurance			10,132.50	11,580.00
<b>Total Personnel Services – Employee Benefits</b>			<b>\$21,175.75</b>	<b>\$248,857.53</b>
<b>300 Purchased Professional and Technical Services</b>				
350 Security / Safety Services				341,637.25
<b>Total Purchased Professional and Technical Services</b>				<b>\$341,637.25</b>
<b>400 Purchased Property Services</b>				
430 Repairs and Maintenance Services				79,934.34
<b>Total Purchased Property Services</b>				<b>\$79,934.34</b>
<b>500 Other Purchased Services</b>				
530 Communications				338.70
580 Travel			609.33	635.49
<b>Total Other Purchased Services</b>			<b>\$609.33</b>	<b>\$974.19</b>
<b>600 Supplies</b>				
610 General Supplies	24,009.48	21,958.73		45,968.21
650 Supplies & Fees – Technology Related				14,556.71
<b>Total Supplies</b>	<b>\$24,009.48</b>	<b>\$21,958.73</b>		<b>\$60,524.92</b>
<b>800 Other Objects</b>				
810 Dues and Fees				157.03
<b>Total Other Objects</b>				<b>\$157.03</b>
<b>Total 2660 Safety and Security Services</b>	<b>\$24,009.48</b>	<b>\$21,958.73</b>	<b>\$64,729.06</b>	<b>\$964,131.44</b>

General Fund (10)

	<u>Elementary</u>	<u>Secondary</u>	<u>Federal</u>	<u>Total</u>
<b>2700 Student Transportation Services</b>				
<b>100 Personnel Services – Salaries</b>				
100 Personnel Services – Salaries				3,217,520.33
<b>Total Personnel Services – Salaries</b>				<b>\$3,217,520.33</b>
<b>200 Personnel Services – Employee Benefits</b>				
210 Group Insurance – Contracted Provider				4,727.12
220 Social Security Contributions				243,138.56
230 PSERS Retirement Contributions				1,031,174.18
250 Unemployment Compensation				7,858.84
260 Workers' Compensation				37,286.23
270 Group Insurance – Self-Insurance				924,866.25
299 All Other Employee Benefits				796.47
<b>Total Personnel Services – Employee Benefits</b>				<b>\$2,249,847.65</b>
<b>300 Purchased Professional and Technical Services</b>				
330 Other Professional Services				30,153.71
<b>Total Purchased Professional and Technical Services</b>				<b>\$30,153.71</b>
<b>400 Purchased Property Services</b>				
410 Cleaning Services				5,480.06
430 Repairs and Maintenance Services				171,214.85
440 Rentals				2,225.05
<b>Total Purchased Property Services</b>				<b>\$178,919.96</b>
<b>500 Other Purchased Services</b>				
513 Contracted Carriers				65,972.46
516 Student Transportation Services From the IU				1,156,110.08
522 Automotive Liability Insurance				133,888.52
530 Communications				4,545.16
550 Printing and Binding				61.00
580 Travel				35.29
599 Other Miscellaneous Purchased Services				237,197.66
<b>Total Other Purchased Services</b>				<b>\$1,597,810.17</b>
<b>600 Supplies</b>				
610 General Supplies				339,988.31
620 Energy				303,553.69
650 Supplies & Fees – Technology Related				107,578.94
<b>Total Supplies</b>				<b>\$751,120.94</b>
<b>700 Property</b>				
752 Capital Equipment – Original and Additional				154,000.00
762 Capitalized Equipment - Replacement				989,232.00
<b>Total Property</b>				<b>\$1,143,232.00</b>
<b>800 Other Objects</b>				
810 Dues and Fees				2,059.12
<b>Total Other Objects</b>				<b>\$2,059.12</b>
<b>Total 2700 Student Transportation Services</b>				<b>\$9,170,663.88</b>

General Fund (10)

2710 Supervision of Student Transportation Services

Elementary

Secondary

Federal

Total

100 Personnel Services – Salaries

100 Personnel Services – Salaries 250,316.91

**Total Personnel Services – Salaries \$250,316.91**

200 Personnel Services – Employee Benefits

210 Group Insurance – Contracted Provider 541.56

220 Social Security Contributions 19,035.94

230 PSERS Retirement Contributions 83,418.60

260 Workers' Compensation 2,912.13

270 Group Insurance – Self-Insurance 54,507.06

299 All Other Employee Benefits 624.83

**Total Personnel Services – Employee Benefits \$161,040.12**

300 Purchased Professional and Technical Services

330 Other Professional Services 15,204.60

**Total Purchased Professional and Technical Services \$15,204.60**

400 Purchased Property Services

440 Rentals 1,745.55

**Total Purchased Property Services \$1,745.55**

500 Other Purchased Services

530 Communications 3,542.67

550 Printing and Binding 47.85

580 Travel 27.69

**Total Other Purchased Services \$3,618.21**

600 Supplies

610 General Supplies 2,098.36

650 Supplies & Fees – Technology Related 6,997.84

**Total Supplies \$9,096.20**

800 Other Objects

810 Dues and Fees 176.61

**Total Other Objects \$176.61**

**Total 2710 Supervision of Student Transportation Services \$441,198.20**

General Fund (10)

2719 Supervision of Student Transportation Services – All Other Supervision

Elementary

Secondary

Federal

Total

<b>100 Personnel Services – Salaries</b>				
100 Personnel Services – Salaries				250,316.91
<b>Total Personnel Services – Salaries</b>				<b>\$250,316.91</b>
<b>200 Personnel Services – Employee Benefits</b>				
210 Group Insurance – Contracted Provider				541.56
220 Social Security Contributions				19,035.94
230 PSERS Retirement Contributions				83,418.60
260 Workers' Compensation				2,912.13
270 Group Insurance – Self-Insurance				54,507.06
299 All Other Employee Benefits				624.83
<b>Total Personnel Services – Employee Benefits</b>				<b>\$161,040.12</b>
<b>300 Purchased Professional and Technical Services</b>				
330 Other Professional Services				15,204.60
<b>Total Purchased Professional and Technical Services</b>				<b>\$15,204.60</b>
<b>400 Purchased Property Services</b>				
440 Rentals				1,745.55
<b>Total Purchased Property Services</b>				<b>\$1,745.55</b>
<b>500 Other Purchased Services</b>				
530 Communications				3,542.67
550 Printing and Binding				47.85
580 Travel				27.69
<b>Total Other Purchased Services</b>				<b>\$3,618.21</b>
<b>600 Supplies</b>				
610 General Supplies				2,098.36
650 Supplies & Fees – Technology Related				6,997.84
<b>Total Supplies</b>				<b>\$9,096.20</b>
<b>800 Other Objects</b>				
810 Dues and Fees				176.61
<b>Total Other Objects</b>				<b>\$176.61</b>
<b>Total 2719 Supervision of Student Transportation Services – All Other Supervision</b>				<b>\$441,198.20</b>

**General Fund (10)**

	<u>Elementary</u>	<u>Secondary</u>	<u>Federal</u>	<u>Total</u>
<b>2720 Vehicle Operation Services</b>				
<b>100 Personnel Services – Salaries</b>				
100 Personnel Services – Salaries				1,696,791.54
<b>Total Personnel Services – Salaries</b>				<b>\$1,696,791.54</b>
<b>200 Personnel Services – Employee Benefits</b>				
210 Group Insurance – Contracted Provider				1,688.68
220 Social Security Contributions				128,250.41
230 PSERS Retirement Contributions				520,730.48
250 Unemployment Compensation				6,165.26
260 Workers' Compensation				19,625.82
270 Group Insurance – Self-Insurance				564,903.74
<b>Total Personnel Services – Employee Benefits</b>				<b>\$1,241,364.39</b>
<b>300 Purchased Professional and Technical Services</b>				
330 Other Professional Services				8,450.99
<b>Total Purchased Professional and Technical Services</b>				<b>\$8,450.99</b>
<b>500 Other Purchased Services</b>				
513 Contracted Carriers				51,755.39
516 Student Transportation Services From the IU				906,968.37
530 Communications				23.01
<b>Total Other Purchased Services</b>				<b>\$958,746.77</b>
<b>600 Supplies</b>				
620 Energy				237,806.82
650 Supplies & Fees – Technology Related				43,538.42
<b>Total Supplies</b>				<b>\$281,345.24</b>
<b>700 Property</b>				
752 Capital Equipment – Original and Additional				120,813.00
<b>Total Property</b>				<b>\$120,813.00</b>
<b>Total 2720 Vehicle Operation Services</b>				<b>\$4,307,511.93</b>

General Fund (10)

2730 Monitoring Services

Elementary

Secondary

Federal

Total

100 Personnel Services – Salaries

100 Personnel Services – Salaries

289,004.00

**Total Personnel Services – Salaries**

**\$289,004.00**

200 Personnel Services – Employee Benefits

210 Group Insurance – Contracted Provider

191.82

220 Social Security Contributions

21,948.04

230 PSERS Retirement Contributions

111,173.39

260 Workers' Compensation

3,362.20

270 Group Insurance – Self-Insurance

27,990.87

**Total Personnel Services – Employee Benefits**

**\$164,666.32**

500 Other Purchased Services

599 Other Miscellaneous Purchased Services

237,197.66

**Total Other Purchased Services**

**\$237,197.66**

**Total 2730 Monitoring Services**

**\$690,867.98**

General Fund (10)

2740 Vehicle Servicing and Maintenance Services

Elementary                      Secondary                      Federal                      Total

<b>100 Personnel Services – Salaries</b>				
100 Personnel Services – Salaries				334,241.26
<b>Total Personnel Services – Salaries</b>				<b>\$334,241.26</b>
<b>200 Personnel Services – Employee Benefits</b>				
210 Group Insurance – Contracted Provider				1,317.03
220 Social Security Contributions				25,017.09
230 PSERS Retirement Contributions				111,409.26
260 Workers' Compensation				3,888.48
270 Group Insurance – Self-Insurance				82,631.38
<b>Total Personnel Services – Employee Benefits</b>				<b>\$224,263.24</b>
<b>400 Purchased Property Services</b>				
410 Cleaning Services				4,299.11
430 Repairs and Maintenance Services				134,318.05
<b>Total Purchased Property Services</b>				<b>\$138,617.16</b>
<b>500 Other Purchased Services</b>				
522 Automotive Liability Insurance				105,035.54
<b>Total Other Purchased Services</b>				<b>\$105,035.54</b>
<b>600 Supplies</b>				
610 General Supplies				264,622.46
620 Energy				331.05
650 Supplies & Fees – Technology Related				33,859.41
<b>Total Supplies</b>				<b>\$298,812.92</b>
<b>700 Property</b>				
762 Capitalized Equipment - Replacement				776,052.50
<b>Total Property</b>				<b>\$776,052.50</b>
<b>800 Other Objects</b>				
810 Dues and Fees				1,438.77
<b>Total Other Objects</b>				<b>\$1,438.77</b>
<b>Total 2740 Vehicle Servicing and Maintenance Services</b>				<b>\$1,878,461.39</b>

General Fund (10)

2750 Nonpublic Transportation

Elementary                      Secondary                      Federal                      Total

**100 Personnel Services – Salaries**  
100 Personnel Services – Salaries 647,166.62

**Total Personnel Services – Salaries \$647,166.62**

**200 Personnel Services – Employee Benefits**  
210 Group Insurance – Contracted Provider 988.03  
220 Social Security Contributions 48,887.08  
230 PSERS Retirement Contributions 204,442.45  
250 Unemployment Compensation 1,693.58  
260 Workers' Compensation 7,497.60  
270 Group Insurance – Self-Insurance 194,833.20  
299 All Other Employee Benefits 171.64

**Total Personnel Services – Employee Benefits \$458,513.58**

**300 Purchased Professional and Technical Services**  
330 Other Professional Services 6,498.12

**Total Purchased Professional and Technical Services \$6,498.12**

**400 Purchased Property Services**  
410 Cleaning Services 1,180.95  
430 Repairs and Maintenance Services 36,896.80  
440 Rentals 479.50

**Total Purchased Property Services \$38,557.25**

**500 Other Purchased Services**  
513 Contracted Carriers 14,217.07  
516 Student Transportation Services From the IU 249,141.71  
522 Automotive Liability Insurance 28,852.98  
530 Communications 979.48  
550 Printing and Binding 13.15  
580 Travel 7.60

**Total Other Purchased Services \$293,211.99**

**600 Supplies**  
610 General Supplies 73,267.49  
620 Energy 65,415.82  
650 Supplies & Fees – Technology Related 23,183.27

**Total Supplies \$161,866.58**

**700 Property**  
752 Capital Equipment – Original and Additional 33,187.00  
762 Capitalized Equipment - Replacement 213,179.50

**Total Property \$246,366.50**

**800 Other Objects**  
810 Dues and Fees 443.74

**Total Other Objects \$443.74**

**Total 2750 Nonpublic Transportation \$1,852,624.38**

**General Fund (10)**

**2800 Support Services – Central**

**100 Personnel Services – Salaries**

	<u>Elementary</u>	<u>Secondary</u>	<u>Federal</u>	<u>Total</u>
100 Personnel Services – Salaries			74,626.08	2,584,336.63
<b>Total Personnel Services – Salaries</b>			<b>\$74,626.08</b>	<b>\$2,584,336.63</b>

**200 Personnel Services – Employee Benefits**

210 Group Insurance – Contracted Provider			204.87	8,051.63
220 Social Security Contributions			5,650.61	194,898.48
230 PSERS Retirement Contributions			13,501.31	844,951.77
240 Tuition Reimbursement				97,466.30
260 Workers' Compensation				30,065.44
270 Group Insurance – Self-Insurance			14,764.47	662,376.05
280 Other Post-Employment Benefits (OPEB)				205,545.00
299 All Other Employee Benefits				9,932.13
<b>Total Personnel Services – Employee Benefits</b>			<b>\$34,121.26</b>	<b>\$2,053,286.80</b>

**300 Purchased Professional and Technical Services**

329 Professional Educational Services – Other				172,071.00
330 Other Professional Services				107,669.62
340 Technical Services				82,558.64
360 Employee Training and Development Services			5,384.25	95,658.84
<b>Total Purchased Professional and Technical Services</b>			<b>\$5,384.25</b>	<b>\$457,958.10</b>

**400 Purchased Property Services**

410 Cleaning Services				6,827.96
430 Repairs and Maintenance Services				324,017.96
440 Rentals				11,179.34
<b>Total Purchased Property Services</b>				<b>\$342,025.26</b>

**500 Other Purchased Services**

520 Insurance – General				22,333.00
530 Communications				97,738.06
549 Other Advertising/Public Relations				2,400.00
550 Printing and Binding				42,758.71
580 Travel			7,090.21	54,479.23
<b>Total Other Purchased Services</b>			<b>\$7,090.21</b>	<b>\$219,709.00</b>

**600 Supplies**

610 General Supplies			43.43	38,287.54
630 Food				4,231.02
640 Books and Periodicals			484.00	4,040.45
650 Supplies & Fees – Technology Related			971.40	723,395.30
<b>Total Supplies</b>			<b>\$1,498.83</b>	<b>\$769,954.31</b>

**700 Property**

756 Capitalized Technology Equipment – Original				14,846.77
766 Capitalized Technology Equipment – Replacement				374,689.33
<b>Total Property</b>				<b>\$389,536.10</b>

**800 Other Objects**

LEA : 120481002 Bethlehem Area SD

Printed 11/27/2019 2:39:30 PM

General Fund (10)

2800 Support Services – Central

Elementary

Secondary

Federal

Total

800 Other Objects

810 Dues and Fees

50.00

5,323.75

**Total Other Objects**

**\$50.00**

**\$5,323.75**

**Total 2800 Support Services – Central**

**\$122,770.63**

**\$6,822,129.95**

**General Fund (10)**

**2810 Planning, Research, Development and Evaluation Services**

Elementary                      Secondary                      Federal                      Total

<b>100 Personnel Services – Salaries</b>				
100 Personnel Services – Salaries				1,032,597.42
<b>Total Personnel Services – Salaries</b>				<b>\$1,032,597.42</b>
<b>200 Personnel Services – Employee Benefits</b>				
210 Group Insurance – Contracted Provider				2,831.66
220 Social Security Contributions				77,938.32
230 PSERS Retirement Contributions				331,746.30
260 Workers' Compensation				12,012.98
270 Group Insurance – Self-Insurance				295,290.00
299 All Other Employee Benefits				4,143.30
<b>Total Personnel Services – Employee Benefits</b>				<b>\$723,962.56</b>
<b>300 Purchased Professional and Technical Services</b>				
340 Technical Services				54,018.64
<b>Total Purchased Professional and Technical Services</b>				<b>\$54,018.64</b>
<b>400 Purchased Property Services</b>				
410 Cleaning Services				6,827.96
430 Repairs and Maintenance Services				155,904.54
440 Rentals				2,298.06
<b>Total Purchased Property Services</b>				<b>\$165,030.56</b>
<b>500 Other Purchased Services</b>				
520 Insurance – General				22,333.00
530 Communications				81,277.57
580 Travel				5,350.67
<b>Total Other Purchased Services</b>				<b>\$108,961.24</b>
<b>600 Supplies</b>				
610 General Supplies				15,686.04
650 Supplies & Fees – Technology Related				442,268.83
<b>Total Supplies</b>				<b>\$457,954.87</b>
<b>700 Property</b>				
756 Capitalized Technology Equipment – Original				14,846.77
766 Capitalized Technology Equipment – Replacement				374,689.33
<b>Total Property</b>				<b>\$389,536.10</b>
<b>800 Other Objects</b>				
810 Dues and Fees				1,369.00
<b>Total Other Objects</b>				<b>\$1,369.00</b>
<b>Total 2810 Planning, Research, Development and Evaluation Services</b>				<b>\$2,933,430.39</b>

General Fund (10)

2820 Information Services

Elementary

Secondary

Federal

Total

100 Personnel Services – Salaries

100 Personnel Services – Salaries

196,040.06

**Total Personnel Services – Salaries**

**\$196,040.06**

200 Personnel Services – Employee Benefits

210 Group Insurance – Contracted Provider

1,059.84

220 Social Security Contributions

14,970.32

230 PSERS Retirement Contributions

64,732.48

260 Workers' Compensation

2,280.61

270 Group Insurance – Self-Insurance

34,740.00

299 All Other Employee Benefits

497.00

**Total Personnel Services – Employee Benefits**

**\$118,280.25**

300 Purchased Professional and Technical Services

330 Other Professional Services

68,454.54

340 Technical Services

23,290.00

**Total Purchased Professional and Technical Services**

**\$91,744.54**

400 Purchased Property Services

430 Repairs and Maintenance Services

975.00

**Total Purchased Property Services**

**\$975.00**

500 Other Purchased Services

530 Communications

14,496.06

550 Printing and Binding

40,715.55

580 Travel

278.80

**Total Other Purchased Services**

**\$55,490.41**

600 Supplies

610 General Supplies

15,526.65

650 Supplies & Fees – Technology Related

26,260.26

**Total Supplies**

**\$41,786.91**

800 Other Objects

810 Dues and Fees

530.00

**Total Other Objects**

**\$530.00**

**Total 2820 Information Services**

**\$504,847.17**

LEA : 120481002 Bethlehem Area SD

Printed 11/27/2019 2:39:30 PM

General Fund (10)

2821 Supervision of Information Services

Elementary

Secondary

Federal

Total

100 Personnel Services – Salaries

100 Personnel Services – Salaries 175,468.06

**Total Personnel Services – Salaries \$175,468.06**

200 Personnel Services – Employee Benefits

210 Group Insurance – Contracted Provider 1,059.84

220 Social Security Contributions 13,315.62

230 PSERS Retirement Contributions 57,855.21

260 Workers' Compensation 2,041.36

270 Group Insurance – Self-Insurance 34,740.00

299 All Other Employee Benefits 497.00

**Total Personnel Services – Employee Benefits \$109,509.03**

500 Other Purchased Services

530 Communications 696.54

580 Travel 278.80

**Total Other Purchased Services \$975.34**

600 Supplies

610 General Supplies 269.75

650 Supplies & Fees – Technology Related 1,926.26

**Total Supplies \$2,196.01**

800 Other Objects

810 Dues and Fees 530.00

**Total Other Objects \$530.00**

**Total 2821 Supervision of Information Services \$288,678.44**

General Fund (10)

2823 Public Information Services

Elementary

Secondary

Federal

Total

100 Personnel Services – Salaries

100 Personnel Services – Salaries

20,572.00

**Total Personnel Services – Salaries**

**\$20,572.00**

200 Personnel Services – Employee Benefits

220 Social Security Contributions

1,654.70

230 PSERS Retirement Contributions

6,877.27

260 Workers' Compensation

239.25

**Total Personnel Services – Employee Benefits**

**\$8,771.22**

300 Purchased Professional and Technical Services

330 Other Professional Services

68,454.54

340 Technical Services

23,290.00

**Total Purchased Professional and Technical Services**

**\$91,744.54**

400 Purchased Property Services

430 Repairs and Maintenance Services

975.00

**Total Purchased Property Services**

**\$975.00**

500 Other Purchased Services

530 Communications

13,799.52

550 Printing and Binding

40,715.55

**Total Other Purchased Services**

**\$54,515.07**

600 Supplies

610 General Supplies

15,256.90

650 Supplies & Fees – Technology Related

24,334.00

**Total Supplies**

**\$39,590.90**

**Total 2823 Public Information Services**

**\$216,168.73**

**General Fund (10)**

**2830 Staff Services**

	<u>Elementary</u>	<u>Secondary</u>	<u>Federal</u>	<u>Total</u>
<b>100 Personnel Services – Salaries</b>				
100 Personnel Services – Salaries				648,545.02
<b>Total Personnel Services – Salaries</b>				<b>\$648,545.02</b>
<b>200 Personnel Services – Employee Benefits</b>				
210 Group Insurance – Contracted Provider				2,373.75
220 Social Security Contributions				48,336.19
230 PSERS Retirement Contributions				212,656.43
240 Tuition Reimbursement				97,466.30
260 Workers' Compensation				7,544.99
270 Group Insurance – Self-Insurance				149,816.30
280 Other Post-Employment Benefits (OPEB)				205,545.00
299 All Other Employee Benefits				3,000.00
<b>Total Personnel Services – Employee Benefits</b>				<b>\$726,738.96</b>
<b>300 Purchased Professional and Technical Services</b>				
329 Professional Educational Services – Other				172,071.00
330 Other Professional Services				39,215.08
360 Employee Training and Development Services			5,384.25	95,658.84
<b>Total Purchased Professional and Technical Services</b>			<b>\$5,384.25</b>	<b>\$306,944.92</b>
<b>400 Purchased Property Services</b>				
440 Rentals				4,562.88
<b>Total Purchased Property Services</b>				<b>\$4,562.88</b>
<b>500 Other Purchased Services</b>				
530 Communications				1,908.93
549 Other Advertising/Public Relations				2,400.00
550 Printing and Binding				1,197.56
580 Travel			7,090.21	48,476.21
<b>Total Other Purchased Services</b>			<b>\$7,090.21</b>	<b>\$53,982.70</b>
<b>600 Supplies</b>				
610 General Supplies				4,073.97
630 Food				4,231.02
640 Books and Periodicals			484.00	4,040.45
650 Supplies & Fees – Technology Related				63,119.53
<b>Total Supplies</b>			<b>\$484.00</b>	<b>\$75,464.97</b>
<b>800 Other Objects</b>				
810 Dues and Fees				2,537.25
<b>Total Other Objects</b>				<b>\$2,537.25</b>
<b>Total 2830 Staff Services</b>			<b>\$12,958.46</b>	<b>\$1,818,776.70</b>

General Fund (10)

2831 Supervision of Staff Services

Elementary                      Secondary                      Federal                      Total

100 Personnel Services – Salaries

100 Personnel Services – Salaries 198,876.81

**Total Personnel Services – Salaries \$198,876.81**

200 Personnel Services – Employee Benefits

210 Group Insurance – Contracted Provider 1,287.36

220 Social Security Contributions 14,598.15

230 PSERS Retirement Contributions 65,426.81

260 Workers' Compensation 2,313.68

270 Group Insurance – Self-Insurance 34,740.00

299 All Other Employee Benefits 1,000.00

**Total Personnel Services – Employee Benefits \$119,366.00**

300 Purchased Professional and Technical Services

330 Other Professional Services 1,200.00

**Total Purchased Professional and Technical Services \$1,200.00**

400 Purchased Property Services

440 Rentals 2,101.86

**Total Purchased Property Services \$2,101.86**

500 Other Purchased Services

530 Communications 464.60

550 Printing and Binding 261.55

580 Travel 255.36

**Total Other Purchased Services \$981.51**

600 Supplies

610 General Supplies 467.07

630 Food 196.67

650 Supplies & Fees – Technology Related 563.74

**Total Supplies \$1,227.48**

800 Other Objects

810 Dues and Fees 554.25

**Total Other Objects \$554.25**

**Total 2831 Supervision of Staff Services \$324,307.91**

General Fund (10)

2832 Recruitment and Placement Services

Elementary

Secondary

Federal

Total

100 Personnel Services – Salaries

100 Personnel Services – Salaries

98,281.35

**Total Personnel Services – Salaries**

**\$98,281.35**

200 Personnel Services – Employee Benefits

210 Group Insurance – Contracted Provider

272.72

220 Social Security Contributions

7,561.80

230 PSERS Retirement Contributions

32,855.35

260 Workers' Compensation

1,143.38

270 Group Insurance – Self-Insurance

17,370.00

299 All Other Employee Benefits

500.00

**Total Personnel Services – Employee Benefits**

**\$59,703.25**

500 Other Purchased Services

549 Other Advertising/Public Relations

2,400.00

**Total Other Purchased Services**

**\$2,400.00**

600 Supplies

630 Food

108.25

**Total Supplies**

**\$108.25**

800 Other Objects

810 Dues and Fees

1,585.25

**Total Other Objects**

**\$1,585.25**

**Total 2832 Recruitment and Placement Services**

**\$162,078.10**

**General Fund (10)**

**2833 Staff Accounting Services**

	<u>Elementary</u>	<u>Secondary</u>	<u>Federal</u>	<u>Total</u>
<b>100 Personnel Services – Salaries</b>				
100 Personnel Services – Salaries				246,655.69
<b>Total Personnel Services – Salaries</b>				<b>\$246,655.69</b>
<b>200 Personnel Services – Employee Benefits</b>				
210 Group Insurance – Contracted Provider				558.85
220 Social Security Contributions				18,325.79
230 PSERS Retirement Contributions				79,784.27
260 Workers' Compensation				2,869.53
270 Group Insurance – Self-Insurance				80,336.30
299 All Other Employee Benefits				1,500.00
<b>Total Personnel Services – Employee Benefits</b>				<b>\$183,374.74</b>
<b>300 Purchased Professional and Technical Services</b>				
330 Other Professional Services				93.75
<b>Total Purchased Professional and Technical Services</b>				<b>\$93.75</b>
<b>400 Purchased Property Services</b>				
440 Rentals				2,461.02
<b>Total Purchased Property Services</b>				<b>\$2,461.02</b>
<b>500 Other Purchased Services</b>				
530 Communications				1,399.00
550 Printing and Binding				772.71
<b>Total Other Purchased Services</b>				<b>\$2,171.71</b>
<b>600 Supplies</b>				
610 General Supplies				2,968.94
630 Food				497.75
650 Supplies & Fees – Technology Related				60,245.79
<b>Total Supplies</b>				<b>\$63,712.48</b>
<b>800 Other Objects</b>				
810 Dues and Fees				295.25
<b>Total Other Objects</b>				<b>\$295.25</b>
<b>Total 2833 Staff Accounting Services</b>				<b>\$498,764.64</b>

General Fund (10)

2834 Staff Development Services – Non-Instructional, Certified Staff Only	<u>Elementary</u>	<u>Secondary</u>	<u>Federal</u>	<u>Total</u>
<b>100 Personnel Services – Salaries</b>				
100 Personnel Services – Salaries				2,550.21
<b>Total Personnel Services – Salaries</b>				<b>\$2,550.21</b>
<b>200 Personnel Services – Employee Benefits</b>				
220 Social Security Contributions				194.19
230 PSERS Retirement Contributions				455.55
240 Tuition Reimbursement				83,260.30
260 Workers' Compensation				29.66
<b>Total Personnel Services – Employee Benefits</b>				<b>\$83,939.70</b>
<b>300 Purchased Professional and Technical Services</b>				
329 Professional Educational Services – Other				172,071.00
330 Other Professional Services				15,000.00
360 Employee Training and Development Services			3,448.00	22,813.89
<b>Total Purchased Professional and Technical Services</b>			<b>\$3,448.00</b>	<b>\$209,884.89</b>
<b>500 Other Purchased Services</b>				
580 Travel			5,578.73	27,878.98
<b>Total Other Purchased Services</b>			<b>\$5,578.73</b>	<b>\$27,878.98</b>
<b>600 Supplies</b>				
610 General Supplies				63.34
630 Food				3,312.85
640 Books and Periodicals			484.00	4,040.45
<b>Total Supplies</b>			<b>\$484.00</b>	<b>\$7,416.64</b>
<b>Total 2834 Staff Development Services – Non-Instructional, Certified Staff Only</b>			<b>\$9,510.73</b>	<b>\$331,670.42</b>

**General Fund (10)**

**2835 Health Services**

	<u>Elementary</u>	<u>Secondary</u>	<u>Federal</u>	<u>Total</u>
<b>100 Personnel Services – Salaries</b>				
100 Personnel Services – Salaries				63,226.71
<b>Total Personnel Services – Salaries</b>				<b>\$63,226.71</b>
<b>200 Personnel Services – Employee Benefits</b>				
210 Group Insurance – Contracted Provider				254.82
220 Social Security Contributions				4,711.97
230 PSERS Retirement Contributions				21,136.67
260 Workers' Compensation				735.56
270 Group Insurance – Self-Insurance				17,370.00
280 Other Post-Employment Benefits (OPEB)				205,545.00
<b>Total Personnel Services – Employee Benefits</b>				<b>\$249,754.02</b>
<b>300 Purchased Professional and Technical Services</b>				
330 Other Professional Services				22,921.33
<b>Total Purchased Professional and Technical Services</b>				<b>\$22,921.33</b>
<b>500 Other Purchased Services</b>				
530 Communications				45.33
550 Printing and Binding				163.30
580 Travel				180.94
<b>Total Other Purchased Services</b>				<b>\$389.57</b>
<b>600 Supplies</b>				
610 General Supplies				574.62
630 Food				115.50
<b>Total Supplies</b>				<b>\$690.12</b>
<b>800 Other Objects</b>				
810 Dues and Fees				102.50
<b>Total Other Objects</b>				<b>\$102.50</b>
<b>Total 2835 Health Services</b>				<b>\$337,084.25</b>

**General Fund (10)**

**2836 Staff Development Services – Non-Instructional, Non-Certified Staff Only**

	<u>Elementary</u>	<u>Secondary</u>	<u>Federal</u>	<u>Total</u>
<b>100 Personnel Services – Salaries</b>				
100 Personnel Services – Salaries				38,954.25
<b>Total Personnel Services – Salaries</b>				<b>\$38,954.25</b>
<b>200 Personnel Services – Employee Benefits</b>				
220 Social Security Contributions				2,944.29
230 PSERS Retirement Contributions				12,997.78
240 Tuition Reimbursement				14,206.00
260 Workers' Compensation				453.18
<b>Total Personnel Services – Employee Benefits</b>				<b>\$30,601.25</b>
<b>300 Purchased Professional and Technical Services</b>				
360 Employee Training and Development Services			1,936.25	72,844.95
<b>Total Purchased Professional and Technical Services</b>			<b>\$1,936.25</b>	<b>\$72,844.95</b>
<b>500 Other Purchased Services</b>				
580 Travel			1,511.48	20,160.93
<b>Total Other Purchased Services</b>			<b>\$1,511.48</b>	<b>\$20,160.93</b>
<b>600 Supplies</b>				
650 Supplies & Fees – Technology Related				2,310.00
<b>Total Supplies</b>				<b>\$2,310.00</b>
<b>Total 2836 Staff Development Services – Non-Instructional, Non-Certified Staff Only</b>			<b>\$3,447.73</b>	<b>\$164,871.38</b>

**General Fund (10)**

	<u>Elementary</u>	<u>Secondary</u>	<u>Federal</u>	<u>Total</u>
<b>2840 Data Processing Services</b>				
<b>100 Personnel Services – Salaries</b>				
100 Personnel Services – Salaries				544,157.42
<b>Total Personnel Services – Salaries</b>				<b>\$544,157.42</b>
<b>200 Personnel Services – Employee Benefits</b>				
210 Group Insurance – Contracted Provider				1,438.66
220 Social Security Contributions				41,339.50
230 PSERS Retirement Contributions				181,410.55
260 Workers' Compensation				6,330.60
270 Group Insurance – Self-Insurance				138,960.00
299 All Other Employee Benefits				1,941.83
<b>Total Personnel Services – Employee Benefits</b>				<b>\$371,421.14</b>
<b>300 Purchased Professional and Technical Services</b>				
340 Technical Services				5,250.00
<b>Total Purchased Professional and Technical Services</b>				<b>\$5,250.00</b>
<b>400 Purchased Property Services</b>				
430 Repairs and Maintenance Services				167,138.42
440 Rentals				1,744.22
<b>Total Purchased Property Services</b>				<b>\$168,882.64</b>
<b>500 Other Purchased Services</b>				
550 Printing and Binding				845.60
580 Travel				373.55
<b>Total Other Purchased Services</b>				<b>\$1,219.15</b>
<b>600 Supplies</b>				
610 General Supplies				1,402.14
650 Supplies & Fees – Technology Related				190,075.73
<b>Total Supplies</b>				<b>\$191,477.87</b>
<b>800 Other Objects</b>				
810 Dues and Fees				242.50
<b>Total Other Objects</b>				<b>\$242.50</b>
<b>Total 2840 Data Processing Services</b>				<b>\$1,282,650.72</b>



General Fund (10)

	<u>Elementary</u>	<u>Secondary</u>	<u>Federal</u>	<u>Total</u>
<b>2900 Other Support Services</b>				
<b>500 Other Purchased Services</b>				
595 IU Payments By Withholding				119,355.41
<b>Total Other Purchased Services</b>				<b>\$119,355.41</b>
<b>800 Other Objects</b>				
810 Dues and Fees				903.14
<b>Total Other Objects</b>				<b>\$903.14</b>
<b>Total 2900 Other Support Services</b>				<b>\$120,258.55</b>

LEA : 120481002 Bethlehem Area SD

Printed 11/27/2019 2:39:30 PM

General Fund (10)

2910 Support Services Not Listed Elsewhere In the 2000 Series

Elementary

Secondary

Federal

Total

500 Other Purchased Services

595 IU Payments By Withholding

119,355.41

**Total Other Purchased Services**

**\$119,355.41**

800 Other Objects

810 Dues and Fees

903.14

**Total Other Objects**

**\$903.14**

**Total 2910 Support Services Not Listed Elsewhere In the 2000 Series**

**\$120,258.55**

**General Fund (10)**

**3000 Operation of Non-Instructional Services**

**Total**

**100 Personnel Services – Salaries**

100 Personnel Services – Salaries 1,629,397.05

**Total Personnel Services – Salaries \$1,629,397.05**

**200 Personnel Services – Employee Benefits**

210 Group Insurance – Contracted Provider 585.62

220 Social Security Contributions 123,395.23

230 PSERS Retirement Contributions 502,579.10

250 Unemployment Compensation 141.70

260 Workers' Compensation 18,955.07

270 Group Insurance – Self-Insurance 60,795.00

299 All Other Employee Benefits 1,000.00

**Total Personnel Services – Employee Benefits \$707,451.72**

**300 Purchased Professional and Technical Services**

323 Professional Educational Services – Other Educational Agencies 11,300.00

329 Professional Educational Services – Other 15,920.00

330 Other Professional Services 157,302.50

350 Security / Safety Services 37,178.65

**Total Purchased Professional and Technical Services \$221,701.15**

**400 Purchased Property Services**

410 Cleaning Services 936.00

430 Repairs and Maintenance Services 9,425.22

440 Rentals 8,676.59

450 Construction Services 10,918.26

**Total Purchased Property Services \$29,956.07**

**500 Other Purchased Services**

510 Student Transportation Services 66,680.70

520 Insurance – General 236,734.00

530 Communications 897.04

550 Printing and Binding 4,396.76

580 Travel 24,586.22

**Total Other Purchased Services \$333,294.72**

**600 Supplies**

610 General Supplies 200,148.55

620 Energy 37,892.27

630 Food 20,852.18

640 Books and Periodicals 17,109.45

650 Supplies & Fees – Technology Related 22,339.40

**Total Supplies \$298,341.85**

**700 Property**

752 Capital Equipment – Original and Additional 53,700.00

762 Capitalized Equipment - Replacement 222,189.00

768 Capitalized Technology Software - Replacement 15,228.70

**Total Property \$291,117.70**

LEA : 120481002 Bethlehem Area SD

Printed 11/27/2019 2:39:47 PM

General Fund (10)

3000 Operation of Non-Instructional Services

Total

800 Other Objects

810 Dues and Fees

10,670.00

890 Miscellaneous Expenditures

50,320.98

**Total Other Objects**

**\$60,990.98**

**Total 3000 Operation of Non-Instructional Services**

**\$3,572,251.24**

General Fund (10)

3200 Student Activities

Elementary                      Secondary                      Federal                      Total

**100 Personnel Services – Salaries**  
100 Personnel Services – Salaries 1,617,502.20

**Total Personnel Services – Salaries \$1,617,502.20**

**200 Personnel Services – Employee Benefits**  
210 Group Insurance – Contracted Provider 585.62  
220 Social Security Contributions 122,508.76  
230 PSERS Retirement Contributions 498,602.46  
250 Unemployment Compensation 141.70  
260 Workers' Compensation 18,816.70  
270 Group Insurance – Self-Insurance 60,795.00  
299 All Other Employee Benefits 1,000.00

**Total Personnel Services – Employee Benefits \$702,450.24**

**300 Purchased Professional and Technical Services**  
329 Professional Educational Services – Other 3,920.00  
330 Other Professional Services 146,152.50  
350 Security / Safety Services 37,178.65

**Total Purchased Professional and Technical Services \$187,251.15**

**400 Purchased Property Services**  
410 Cleaning Services 936.00  
430 Repairs and Maintenance Services 9,425.22  
440 Rentals 8,676.59  
450 Construction Services 10,918.26

**Total Purchased Property Services \$29,956.07**

**500 Other Purchased Services**  
510 Student Transportation Services 66,680.70  
520 Insurance – General 236,734.00  
530 Communications 897.04  
550 Printing and Binding 4,369.42  
580 Travel 24,586.22

**Total Other Purchased Services \$333,267.38**

**600 Supplies**  
610 General Supplies 197,311.19  
620 Energy 37,595.21  
630 Food 2,758.16  
650 Supplies & Fees – Technology Related 22,339.40

**Total Supplies \$260,003.96**

**700 Property**  
752 Capital Equipment – Original and Additional 53,700.00  
762 Capitalized Equipment - Replacement 222,189.00  
768 Capitalized Technology Software - Replacement 15,228.70

**Total Property \$291,117.70**

**800 Other Objects**

LEA : 120481002 Bethlehem Area SD

Printed 11/27/2019 2:39:47 PM

General Fund (10)

3200 Student Activities

Elementary

Secondary

Federal

Total

800 Other Objects

810 Dues and Fees

10,145.00

890 Miscellaneous Expenditures

14,282.25

**Total Other Objects**

**\$24,427.25**

**Total 3200 Student Activities**

**\$3,445,975.95**

General Fund (10)

	<u>Elementary</u>	<u>Secondary</u>	<u>Federal</u>	<u>Total</u>
<b>3300 Community Services</b>				
<b>100 Personnel Services – Salaries</b>				
100 Personnel Services – Salaries			5,199.42	11,894.85
<b>Total Personnel Services – Salaries</b>			<b>\$5,199.42</b>	<b>\$11,894.85</b>
<b>200 Personnel Services – Employee Benefits</b>				
220 Social Security Contributions			387.35	886.47
230 PSERS Retirement Contributions			839.88	3,976.64
260 Workers' Compensation				138.37
<b>Total Personnel Services – Employee Benefits</b>			<b>\$1,227.23</b>	<b>\$5,001.48</b>
<b>300 Purchased Professional and Technical Services</b>				
323 Professional Educational Services – Other Educational Agencies			2,300.00	11,300.00
329 Professional Educational Services – Other				12,000.00
330 Other Professional Services			5,150.00	11,150.00
<b>Total Purchased Professional and Technical Services</b>			<b>\$7,450.00</b>	<b>\$34,450.00</b>
<b>500 Other Purchased Services</b>				
550 Printing and Binding			27.34	27.34
<b>Total Other Purchased Services</b>			<b>\$27.34</b>	<b>\$27.34</b>
<b>600 Supplies</b>				
610 General Supplies			2,630.09	2,837.36
620 Energy				297.06
630 Food			10,027.84	17,645.08
640 Books and Periodicals			17,109.45	17,109.45
<b>Total Supplies</b>			<b>\$29,767.38</b>	<b>\$37,888.95</b>
<b>800 Other Objects</b>				
810 Dues and Fees				525.00
890 Miscellaneous Expenditures				36,038.73
<b>Total Other Objects</b>				<b>\$36,563.73</b>
<b>Total 3300 Community Services</b>			<b>\$43,671.37</b>	<b>\$125,826.35</b>

LEA : 120481002 Bethlehem Area SD

Printed 11/27/2019 2:39:47 PM

General Fund (10)

3400 Scholarships and Awards

Elementary

Secondary

Federal

Total

600 Supplies

630 Food

448.94

**Total Supplies**

**\$448.94**

**Total 3400 Scholarships and Awards**

**\$448.94**

LEA : 120481002 Bethlehem Area SD

Printed 11/27/2019 2:39:56 PM

**General Fund (10)**

**4000 Facilities Acquisition, Construction and Improvement Services**

**Total**

**300 Purchased Professional and Technical Services**

330 Other Professional Services

137,422.58

**Total Purchased Professional and Technical Services**

**\$137,422.58**

**400 Purchased Property Services**

450 Construction Services

19,156.40

**Total Purchased Property Services**

**\$19,156.40**

**Total 4000 Facilities Acquisition, Construction and Improvement Services**

**\$156,578.98**

LEA : 120481002 Bethlehem Area SD

Printed 11/27/2019 2:39:56 PM

General Fund (10)

	<u>Elementary</u>	<u>Secondary</u>	<u>Federal</u>	<u>Total</u>
<b>4200 Existing Site Improvement Services</b>				
<b>300 <u>Purchased Professional and Technical Services</u></b>				
330 Other Professional Services				2,887.50
<b>Total Purchased Professional and Technical Services</b>				<b>\$2,887.50</b>
<b>400 <u>Purchased Property Services</u></b>				
450 Construction Services				8,800.00
<b>Total Purchased Property Services</b>				<b>\$8,800.00</b>
<b>Total 4200 Existing Site Improvement Services</b>				<b>\$11,687.50</b>

LEA : 120481002 Bethlehem Area SD

Printed 11/27/2019 2:39:56 PM

General Fund (10)

	<u>Elementary</u>	<u>Secondary</u>	<u>Federal</u>	<u>Total</u>
4400 Architecture and Engineering Services / Educational Specifications – Improvements				
300 <u>Purchased Professional and Technical Services</u>				
330 Other Professional Services				111,963.02
<b>Total Purchased Professional and Technical Services</b>				<b>\$111,963.02</b>
<b>Total 4400 Architecture and Engineering Services / Educational Specifications – Improvements</b>				<b>\$111,963.02</b>

LEA : 120481002 Bethlehem Area SD

Printed 11/27/2019 2:39:56 PM

General Fund (10)

	<u>Elementary</u>	<u>Secondary</u>	<u>Federal</u>	<u>Total</u>
<b>4600 Existing Building Improvement Services</b>				
<b>300 <u>Purchased Professional and Technical Services</u></b>				
330 Other Professional Services				22,572.06
<b>Total Purchased Professional and Technical Services</b>				<b>\$22,572.06</b>
<b>400 <u>Purchased Property Services</u></b>				
450 Construction Services				10,356.40
<b>Total Purchased Property Services</b>				<b>\$10,356.40</b>
<b>Total 4600 Existing Building Improvement Services</b>				<b>\$32,928.46</b>

LEA : 120481002 Bethlehem Area SD

Printed 11/27/2019 2:40:07 PM

**General Fund (10)**

**5000 Other Expenditures and Financing Uses**

**Total**

**800 Other Objects**

830 Interest	11,207,701.05
880 Refunds of Prior Years' Receipts	88,498.41

<b>Total Other Objects</b>	<b>\$11,296,199.46</b>
----------------------------	------------------------

**900 Other Uses of Funds**

910 Redemption of Principal	9,701,001.53
932 Capital Reserve Fund Transfers Applicable To Fund 32	4,000,000.00

<b>Total Other Uses of Funds</b>	<b>\$13,701,001.53</b>
----------------------------------	------------------------

<b>Total 5000 Other Expenditures and Financing Uses</b>	<b>\$24,997,200.99</b>
---	------------------------

LEA : 120481002 Bethlehem Area SD

Printed 11/27/2019 2:40:07 PM

General Fund (10)

5100 Debt Service / Other Expenditures and Financing Uses

Elementary

Secondary

Federal

Total

800 Other Objects

830 Interest

11,207,701.05

880 Refunds of Prior Years' Receipts

88,498.41

**Total Other Objects**

**\$11,296,199.46**

900 Other Uses of Funds

910 Redemption of Principal

9,701,001.53

**Total Other Uses of Funds**

**\$9,701,001.53**

**Total 5100 Debt Service / Other Expenditures and Financing Uses**

**\$20,997,200.99**

LEA : 120481002 Bethlehem Area SD

Printed 11/27/2019 2:40:07 PM

General Fund (10)

	<u>Elementary</u>	<u>Secondary</u>	<u>Federal</u>	<u>Total</u>
<b>5110 Debt Service</b>				
<b>800 Other Objects</b>				
830 Interest				11,207,701.05
<b>Total Other Objects</b>				<b>\$11,207,701.05</b>
<b>900 Other Uses of Funds</b>				
910 Redemption of Principal				9,701,001.53
<b>Total Other Uses of Funds</b>				<b>\$9,701,001.53</b>
<b>Total 5110 Debt Service</b>				<b>\$20,908,702.58</b>

LEA : 120481002 Bethlehem Area SD

Printed 11/27/2019 2:40:07 PM

General Fund (10)

5130 Refund of Prior Year Revenues / Receipts

Elementary

Secondary

Federal

Total

800 Other Objects

880 Refunds of Prior Years' Receipts

88,498.41

**Total Other Objects**

**\$88,498.41**

**Total 5130 Refund of Prior Year Revenues / Receipts**

**\$88,498.41**

LEA : 120481002 Bethlehem Area SD

Printed 11/27/2019 2:40:07 PM

General Fund (10)

5200 Interfund Transfers – Out

Elementary

Secondary

Federal

Total

900 Other Uses of Funds

932 Capital Reserve Fund Transfers Applicable To Fund 32

4,000,000.00

**Total Other Uses of Funds**

**\$4,000,000.00**

**Total 5200 Interfund Transfers – Out**

**\$4,000,000.00**

LEA : 120481002 Bethlehem Area SD

Printed 11/27/2019 2:40:07 PM

General Fund (10)

5230 Capital Projects Fund Transfers

Elementary

Secondary

Federal

Total

900 Other Uses of Funds

932 Capital Reserve Fund Transfers Applicable To Fund 32

4,000,000.00

**Total Other Uses of Funds**

**\$4,000,000.00**

**Total 5230 Capital Projects Fund Transfers**

**\$4,000,000.00**

LEA : 120481002 Bethlehem Area SD

Printed 11/27/2019 2:39:37 PM

**Capital Reserve Fund - § 1431 (32)**

**2000 Support Services**

**500 Other Purchased Services**

530 Communications

**Total Other Purchased Services**

**Total 2000 Support Services**

Total

12.21

**\$12.21**

**\$12.21**

LEA : 120481002 Bethlehem Area SD

Printed 11/27/2019 2:39:37 PM

Capital Reserve Fund - § 1431 (32)

2600 Operation and Maintenance of Plant Services

Elementary

Secondary

Federal

Total

500 Other Purchased Services

530 Communications

12.21

**Total Other Purchased Services**

**\$12.21**

**Total 2600 Operation and Maintenance of Plant Services**

**\$12.21**

LEA : 120481002 Bethlehem Area SD

Printed 11/27/2019 2:39:37 PM

Capital Reserve Fund - § 1431 (32)

2620 Operation of Buildings Services

Elementary

Secondary

Federal

Total

500 Other Purchased Services

530 Communications

12.21

**Total Other Purchased Services**

**\$12.21**

**Total 2620 Operation of Buildings Services**

**\$12.21**

LEA : 120481002 Bethlehem Area SD

Printed 11/27/2019 2:39:58 PM

**Capital Reserve Fund - § 1431 (32)**

**4000 Facilities Acquisition, Construction and Improvement Services**

**Total**

**300 Purchased Professional and Technical Services**

330 Other Professional Services

42,907.33

**Total Purchased Professional and Technical Services**

**\$42,907.33**

**400 Purchased Property Services**

450 Construction Services

2,468,771.26

**Total Purchased Property Services**

**\$2,468,771.26**

**Total 4000 Facilities Acquisition, Construction and Improvement Services**

**\$2,511,678.59**

LEA : 120481002 Bethlehem Area SD

Printed 11/27/2019 2:39:58 PM

Capital Reserve Fund - § 1431 (32)

	<u>Elementary</u>	<u>Secondary</u>	<u>Federal</u>	<u>Total</u>
<b>4200 Existing Site Improvement Services</b>				
<b>300 <u>Purchased Professional and Technical Services</u></b>				
330 Other Professional Services				2,887.50
<b>Total Purchased Professional and Technical Services</b>				<b>\$2,887.50</b>
<b>400 <u>Purchased Property Services</u></b>				
450 Construction Services				444,231.00
<b>Total Purchased Property Services</b>				<b>\$444,231.00</b>
<b>Total 4200 Existing Site Improvement Services</b>				<b>\$447,118.50</b>

LEA : 120481002 Bethlehem Area SD

Printed 11/27/2019 2:39:58 PM

Capital Reserve Fund - § 1431 (32)

	<u>Elementary</u>	<u>Secondary</u>	<u>Federal</u>	<u>Total</u>
<b>4600 Existing Building Improvement Services</b>				
<b>300 <u>Purchased Professional and Technical Services</u></b>				
330 Other Professional Services				40,019.83
<b>Total Purchased Professional and Technical Services</b>				<b>\$40,019.83</b>
<b>400 <u>Purchased Property Services</u></b>				
450 Construction Services				2,024,540.26
<b>Total Purchased Property Services</b>				<b>\$2,024,540.26</b>
<b>Total 4600 Existing Building Improvement Services</b>				<b>\$2,064,560.09</b>

LEA : 120481002 Bethlehem Area SD

Printed 11/27/2019 2:40:09 PM

Capital Reserve Fund - § 1431 (32)

5000 Other Expenditures and Financing Uses

Total

800 Other Objects

830 Interest 17,808.96

**Total Other Objects \$17,808.96**

900 Other Uses of Funds

910 Redemption of Principal 224,254.44

**Total Other Uses of Funds \$224,254.44**

**Total 5000 Other Expenditures and Financing Uses \$242,063.40**

LEA : 120481002 Bethlehem Area SD

Printed 11/27/2019 2:40:09 PM

Capital Reserve Fund - § 1431 (32)

	<u>Elementary</u>	<u>Secondary</u>	<u>Federal</u>	<u>Total</u>
<b>5100 Debt Service / Other Expenditures and Financing Uses</b>				
<b>800 Other Objects</b>				
830 Interest				17,808.96
<b>Total Other Objects</b>				<b>\$17,808.96</b>
<b>900 Other Uses of Funds</b>				
910 Redemption of Principal				224,254.44
<b>Total Other Uses of Funds</b>				<b>\$224,254.44</b>
<b>Total 5100 Debt Service / Other Expenditures and Financing Uses</b>				<b>\$242,063.40</b>

LEA : 120481002 Bethlehem Area SD

Printed 11/27/2019 2:40:09 PM

Capital Reserve Fund - § 1431 (32)

	<u>Elementary</u>	<u>Secondary</u>	<u>Federal</u>	<u>Total</u>
<b>5110 Debt Service</b>				
<b>800 Other Objects</b>				
830 Interest				17,808.96
<b>Total Other Objects</b>				<b>\$17,808.96</b>
<b>900 Other Uses of Funds</b>				
910 Redemption of Principal				224,254.44
<b>Total Other Uses of Funds</b>				<b>\$224,254.44</b>
<b>Total 5110 Debt Service</b>				<b>\$242,063.40</b>

LEA : 120481002 Bethlehem Area SD

Printed 11/27/2019 2:39:16 PM

**Other Capital Projects Fund (39)**

<b>1000 Instruction</b>	<u><b>Total</b></u>
<b>700 Property</b>	
752 Capital Equipment – Original and Additional	33,101.70
<b>Total Property</b>	<b>\$33,101.70</b>
<b>Total 1000 Instruction</b>	<b>\$33,101.70</b>

LEA : 120481002 Bethlehem Area SD

Printed 11/27/2019 2:39:16 PM

Other Capital Projects Fund (39)

1100 Regular Programs – Elementary / Secondary

Elementary

Secondary

Federal

Total

700 Property

752 Capital Equipment – Original and Additional

11,171.82

21,929.88

33,101.70

**Total Property**

**\$11,171.82**

**\$21,929.88**

**\$33,101.70**

**Total 1100 Regular Programs – Elementary / Secondary**

**\$11,171.82**

**\$21,929.88**

**\$33,101.70**

LEA : 120481002 Bethlehem Area SD

Printed 11/27/2019 2:39:16 PM

Other Capital Projects Fund (39)

1110 Regular Programs

700 Property

752 Capital Equipment – Original and Additional

Total Property

Total 1110 Regular Programs

	<u>Elementary</u>	<u>Secondary</u>	<u>Federal</u>	<u>Total</u>
752 Capital Equipment – Original and Additional	11,171.82	21,929.88		33,101.70
<b>Total Property</b>	<b>\$11,171.82</b>	<b>\$21,929.88</b>		<b>\$33,101.70</b>
<b>Total 1110 Regular Programs</b>	<b>\$11,171.82</b>	<b>\$21,929.88</b>		<b>\$33,101.70</b>

LEA : 120481002 Bethlehem Area SD

Printed 11/27/2019 2:39:41 PM

**Other Capital Projects Fund (39)**

**2000 Support Services**

**Total**

**300 Purchased Professional and Technical Services**

330 Other Professional Services 229,655.41

**Total Purchased Professional and Technical Services \$229,655.41**

**500 Other Purchased Services**

550 Printing and Binding 1,200.00

**Total Other Purchased Services \$1,200.00**

**700 Property**

752 Capital Equipment – Original and Additional 8,275.33

762 Capitalized Equipment - Replacement 1,155,000.00

**Total Property \$1,163,275.33**

**Total 2000 Support Services \$1,394,130.74**

LEA : 120481002 Bethlehem Area SD

Printed 11/27/2019 2:39:41 PM

Other Capital Projects Fund (39)

2300 Support Services – Administration

Elementary

Secondary

Federal

Total

300 Purchased Professional and Technical Services

330 Other Professional Services

229,655.41

**Total Purchased Professional and Technical Services**

**\$229,655.41**

500 Other Purchased Services

550 Printing and Binding

1,200.00

**Total Other Purchased Services**

**\$1,200.00**

700 Property

752 Capital Equipment – Original and Additional

2,792.92

5,482.41

8,275.33

**Total Property**

**\$2,792.92**

**\$5,482.41**

**\$8,275.33**

**Total 2300 Support Services – Administration**

**\$2,792.92**

**\$5,482.41**

**\$239,130.74**

LEA : 120481002 Bethlehem Area SD

Printed 11/27/2019 2:39:41 PM

Other Capital Projects Fund (39)

2380 Office of the Principal Services

700 Property

752 Capital Equipment – Original and Additional

**Total Property**

**Total 2380 Office of the Principal Services**

	<u>Elementary</u>	<u>Secondary</u>	<u>Federal</u>	<u>Total</u>
	2,792.92	5,482.41		8,275.33
<b>Total Property</b>	<b>\$2,792.92</b>	<b>\$5,482.41</b>		<b>\$8,275.33</b>
<b>Total 2380 Office of the Principal Services</b>	<b>\$2,792.92</b>	<b>\$5,482.41</b>		<b>\$8,275.33</b>

LEA : 120481002 Bethlehem Area SD

Printed 11/27/2019 2:39:41 PM

Other Capital Projects Fund (39)

2390 Other Administration Services

Elementary

Secondary

Federal

Total

300 Purchased Professional and Technical Services

330 Other Professional Services

229,655.41

**Total Purchased Professional and Technical Services**

**\$229,655.41**

500 Other Purchased Services

550 Printing and Binding

1,200.00

**Total Other Purchased Services**

**\$1,200.00**

**Total 2390 Other Administration Services**

**\$230,855.41**

LEA : 120481002 Bethlehem Area SD

Printed 11/27/2019 2:39:41 PM

Other Capital Projects Fund (39)

2700 Student Transportation Services

Elementary

Secondary

Federal

Total

700 Property

762 Capitalized Equipment - Replacement

1,155,000.00

**Total Property**

**\$1,155,000.00**

**Total 2700 Student Transportation Services**

**\$1,155,000.00**

LEA : 120481002 Bethlehem Area SD

Printed 11/27/2019 2:39:41 PM

Other Capital Projects Fund (39)

2740 Vehicle Servicing and Maintenance Services

Elementary

Secondary

Federal

Total

700 Property

762 Capitalized Equipment - Replacement

1,155,000.00

**Total Property**

**\$1,155,000.00**

**Total 2740 Vehicle Servicing and Maintenance Services**

**\$1,155,000.00**

LEA : 120481002 Bethlehem Area SD

Printed 11/27/2019 2:39:49 PM

**Other Capital Projects Fund (39)**

**3000 Operation of Non-Instructional Services**

**Total**

**600 Supplies**

610 General Supplies

6,856.97

**Total Supplies**

**\$6,856.97**

**700 Property**

752 Capital Equipment – Original and Additional

20,913.41

**Total Property**

**\$20,913.41**

**Total 3000 Operation of Non-Instructional Services**

**\$27,770.38**

LEA : 120481002 Bethlehem Area SD

Printed 11/27/2019 2:39:49 PM

Other Capital Projects Fund (39)

3200 Student Activities

Elementary

Secondary

Federal

Total

600 Supplies

610 General Supplies

6,856.97

**Total Supplies**

**\$6,856.97**

700 Property

752 Capital Equipment – Original and Additional

20,913.41

**Total Property**

**\$20,913.41**

**Total 3200 Student Activities**

**\$27,770.38**

LEA : 120481002 Bethlehem Area SD

Printed 11/27/2019 2:39:59 PM

**Other Capital Projects Fund (39)**

**4000 Facilities Acquisition, Construction and Improvement Services**

**Total**

**300 Purchased Professional and Technical Services**

330 Other Professional Services

73,745.26

340 Technical Services

4,422.25

**Total Purchased Professional and Technical Services**

**\$78,167.51**

**400 Purchased Property Services**

410 Cleaning Services

562.20

450 Construction Services

1,798,653.67

**Total Purchased Property Services**

**\$1,799,215.87**

**Total 4000 Facilities Acquisition, Construction and Improvement Services**

**\$1,877,383.38**

LEA : 120481002 Bethlehem Area SD

Printed 11/27/2019 2:39:59 PM

Other Capital Projects Fund (39)

4500 Building Acquisition and Construction Services – Original and Additional

Elementary

Secondary

Federal

Total

300 Purchased Professional and Technical Services

330 Other Professional Services

73,745.26

340 Technical Services

4,422.25

**Total Purchased Professional and Technical Services**

**\$78,167.51**

400 Purchased Property Services

410 Cleaning Services

562.20

450 Construction Services

1,798,653.67

**Total Purchased Property Services**

**\$1,799,215.87**

**Total 4500 Building Acquisition and Construction Services – Original and Additional**

**\$1,877,383.38**

LEA : 120481002 Bethlehem Area SD

Printed 11/27/2019 2:40:10 PM

**Other Capital Projects Fund (39)**

**5000 Other Expenditures and Financing Uses**

Total

**800 Other Objects**

880 Refunds of Prior Years' Receipts

48,933.56

**Total Other Objects**

**\$48,933.56**

**900 Other Uses of Funds**

910 Redemption of Principal

39,428,768.67

**Total Other Uses of Funds**

**\$39,428,768.67**

**Total 5000 Other Expenditures and Financing Uses**

**\$39,477,702.23**

LEA : 120481002 Bethlehem Area SD

Printed 11/27/2019 2:40:10 PM

Other Capital Projects Fund (39)

5100 Debt Service / Other Expenditures and Financing Uses	<u>Elementary</u>	<u>Secondary</u>	<u>Federal</u>	<u>Total</u>
800 <u>Other Objects</u>				
880 Refunds of Prior Years' Receipts				48,933.56
<b>Total Other Objects</b>				<b>\$48,933.56</b>
900 <u>Other Uses of Funds</u>				
910 Redemption of Principal				39,428,768.67
<b>Total Other Uses of Funds</b>				<b>\$39,428,768.67</b>
<b>Total 5100 Debt Service / Other Expenditures and Financing Uses</b>				<b>\$39,477,702.23</b>

LEA : 120481002 Bethlehem Area SD

Printed 11/27/2019 2:40:10 PM

Other Capital Projects Fund (39)

5120 Debt Service – Refunded Bonds

Elementary

Secondary

Federal

Total

900 Other Uses of Funds

910 Redemption of Principal

39,428,768.67

**Total Other Uses of Funds**

**\$39,428,768.67**

**Total 5120 Debt Service – Refunded Bonds**

**\$39,428,768.67**

LEA : 120481002 Bethlehem Area SD

Printed 11/27/2019 2:40:10 PM

Other Capital Projects Fund (39)

5130 Refund of Prior Year Revenues / Receipts

Elementary

Secondary

Federal

Total

800 Other Objects

880 Refunds of Prior Years' Receipts

48,933.56

**Total Other Objects**

**\$48,933.56**

**Total 5130 Refund of Prior Year Revenues / Receipts**

**\$48,933.56**

	<u>General Fund(10)</u>	<u>Public Purpose Trust(27)</u>	<u>Other Compt Approved (28)</u>	<u>Athletic / Activity(29)</u>	<u>Capital Reserve (690, 1850)(31)</u>
<b>1000 Instruction</b>					
1100 Regular Programs - Elementary / Secondary	125,935,187.63				
1200 Special Programs - Elementary / Secondary	40,641,961.84				
1300 Vocational Education	7,990,381.14				
1400 Other Instructional Programs - Elementary / Secondary	1,364,716.95				
1500 Nonpublic School Programs	163,575.10				
1600 Adult Education Programs	2,440,376.00				
1800 Pre-Kindergarten	839,484.74				
<b>Total Instruction</b>	<b>\$179,375,683.40</b>				
<b>2000 Support Services</b>					
2100 Support Services - Students	10,257,622.96				
2200 Support Services - Instructional Staff	8,867,857.73				
2300 Support Services - Administration	12,931,910.18				
2400 Support Services - Pupil Health	2,698,838.26				
2500 Support Services - Business	1,931,209.20				
2600 Operation and Maintenance of Plant Services	18,377,441.83				
2700 Student Transportation Services	9,170,663.88				
2800 Support Services - Central	6,822,129.95				
2900 Other Support Services	120,258.55				
<b>Total Support Services</b>	<b>\$71,177,932.54</b>				
<b>3000 Operation of Non-Instructional Services</b>					
3200 Student Activities	3,445,975.95				
3300 Community Services	125,826.35				
3400 Scholarships and Awards	448.94				
<b>Total Operation of Non-Instructional Services</b>	<b>\$3,572,251.24</b>				
<b>4000 Facilities Acquisition, Construction and Improvement Services</b>					
4200 Existing Site Improvement Services	11,687.50				
4400 Architecture and Engineering Services / Educational Specifications - Improvements	111,963.02				
4500 Building Acquisition and Construction Services - Original and Additional					
4600 Existing Building Improvement Services	32,928.46				
<b>Total Facilities Acquisition, Construction and Improvement</b>	<b>\$156,578.98</b>				
<b>5000 Other Expenditures and Financing Uses</b>					
5100 Debt Service / Other Expenditures and Financing Uses	20,997,200.99				
5200 Interfund Transfers - Out	4,000,000.00				
<b>Total Other Expenditures and Financing Uses</b>	<b>\$24,997,200.99</b>				

	<u>Capital Reserve (1431)(32)</u>	<u>Other Capital Projects Fund(39)</u>	<u>Debt Service(40)</u>	<u>Permanent(90)</u>	<u>Total</u>
<b>1000 Instruction</b>					
1100 Regular Programs - Elementary / Secondary		33,101.70			125,968,289.33
1200 Special Programs - Elementary / Secondary					40,641,961.84
1300 Vocational Education					7,990,381.14
1400 Other Instructional Programs - Elementary / Secondary					1,364,716.95
1500 Nonpublic School Programs					163,575.10
1600 Adult Education Programs					2,440,376.00
1800 Pre-Kindergarten					839,484.74
<b>Total Instruction</b>		<b>\$33,101.70</b>			<b>\$179,408,785.10</b>
<b>2000 Support Services</b>					
2100 Support Services - Students					10,257,622.96
2200 Support Services - Instructional Staff					8,867,857.73
2300 Support Services - Administration		239,130.74			13,171,040.92
2400 Support Services - Pupil Health					2,698,838.26
2500 Support Services - Business					1,931,209.20
2600 Operation and Maintenance of Plant Services	12.21				18,377,454.04
2700 Student Transportation Services		1,155,000.00			10,325,663.88
2800 Support Services - Central					6,822,129.95
2900 Other Support Services					120,258.55
<b>Total Support Services</b>	<b>\$12.21</b>	<b>\$1,394,130.74</b>			<b>\$72,572,075.49</b>
<b>3000 Operation of Non-Instructional Services</b>					
3200 Student Activities		27,770.38			3,473,746.33
3300 Community Services					125,826.35
3400 Scholarships and Awards					448.94
<b>Total Operation of Non-Instructional Services</b>		<b>\$27,770.38</b>			<b>\$3,600,021.62</b>
<b>4000 Facilities Acquisition, Construction and Improvement Services</b>					
4200 Existing Site Improvement Services	447,118.50				458,806.00
4400 Architecture and Engineering Services / Educational Specifications - Improvements					111,963.02
4500 Building Acquisition and Construction Services - Original and Additional		1,877,383.38			1,877,383.38
4600 Existing Building Improvement Services	2,064,560.09				2,097,488.55
<b>Total Facilities Acquisition, Construction and Improvement</b>	<b>\$2,511,678.59</b>	<b>\$1,877,383.38</b>			<b>\$4,545,640.95</b>
<b>5000 Other Expenditures and Financing Uses</b>					
5100 Debt Service / Other Expenditures and Financing Uses	242,063.40	39,477,702.23			60,716,966.62
5200 Interfund Transfers - Out					4,000,000.00
<b>Total Other Expenditures and Financing Uses</b>	<b>\$242,063.40</b>	<b>\$39,477,702.23</b>			<b>\$64,716,966.62</b>

	<u>General Fund(10)</u>	<u>Public Purpose Trust(27)</u>	<u>Other Compt Approved (28)</u>	<u>Athletic / Activity(29)</u>	<u>Capital Reserve (690. 1850)(31)</u>
<b>TOTAL ACTUAL EXPENDITURES &amp; OTHER FINANCING USES</b>	<b>\$279,279,647.15</b>				

	<u>Capital Reserve (1431)(32)</u>	<u>Other Capital Projects Fund(39)</u>	<u>Debt Service(40)</u>	<u>Permanent(90)</u>	<u>Total</u>
<b>TOTAL ACTUAL EXPENDITURES &amp; OTHER FINANCING USES</b>	<b>\$2,753,754.20</b>	<b>\$42,810,088.43</b>			<b>\$324,843,489.78</b>

LEA : 120481002 Bethlehem Area SD

Printed 11/27/2019 2:40:34 PM

**PSERS Salary Data (Salary Data should relate to the General Fund only)**

<b>Amount Description</b>	<b>Amount</b>
Total Salary Base for salaries subject to PSERS withholding	105,410,667.62
Total Federally Funded salaries subject to PSERS withholding	4,740,146.55
	<hr/>

**Title I Expenditure Data**

<b>Amount Description</b>	<b>Amount</b>
Expenditures Funded with Current Title I Funds	3,792,918.49
Expenditures Funded with Carry over Title I Funds	713,258.78
	<hr/>
<b>Total Title I Expenditure Data</b>	<b>\$4,506,177.27</b>
	<hr/>

**Benefits for Staff Relative to Collective Bargaining Agreements**

	<b>OBJECT</b>	<b>COVERED</b>	<b>NOT COVERED</b>	<b>TOTAL</b>
<b>10 General Fund</b>				
	211 Medical Insurance	121,748.00	17,802.00	139,550.00
	212 Dental Insurance			
	215 Eye Care Insurance	8,023.05	655.00	8,678.05
	216 Prescription Insurance			
	271 Self-Insurance Medical Benefits	16,512,910.00	1,372,475.00	17,885,385.00
	272 Self-Insurance Dental Benefits	1,317,126.00	111,180.00	1,428,306.00
	275 Self-Insurance Eye Care Benefits			
	276 Self-Insurance Prescription Benefits	5,437,496.25	451,912.50	5,889,408.75
	<b>FUND TOTAL</b>	<b>\$23,397,303.30</b>	<b>\$1,954,024.50</b>	<b>\$25,351,327.80</b>
<b>50 Enterprise Fund</b>				
	211 Medical Insurance	485,280.15		485,280.15
	212 Dental Insurance			
	215 Eye Care Insurance	128.45	90.00	218.45
	216 Prescription Insurance			
	271 Self-Insurance Medical Benefits	265,372.50	182,450.00	447,822.50
	272 Self-Insurance Dental Benefits	22,559.00	14,280.00	36,839.00
	275 Self-Insurance Eye Care Benefits			
	276 Self-Insurance Prescription Benefits	86,703.75	60,750.00	147,453.75
	<b>FUND TOTAL</b>	<b>\$860,043.85</b>	<b>\$257,570.00</b>	<b>\$1,117,613.85</b>
<b>60 Internal Service Fund</b>	No Self Insurance data to report			
	211 Medical Insurance			
	212 Dental Insurance			
	215 Eye Care Insurance			
	216 Prescription Insurance			
	271 Self-Insurance Medical Benefits			
	272 Self-Insurance Dental Benefits			
	275 Self-Insurance Eye Care Benefits			
	276 Self-Insurance Prescription Benefits			
	<b>FUND TOTAL</b>			
<b>Total of All Funds</b>		<b>\$24,257,347.15</b>	<b>\$2,211,594.50</b>	<b>\$26,468,941.65</b>

LEA : 120481002 Bethlehem Area SD

Printed 11/27/2019 2:40:39 PM

Function	Special Education (Prior Year)	Nonspecial Education (Prior Year)	Total (Prior Year)	Special Education (Current Year)	Nonspecial Education (Current Year)	Total (Current Year)
2120 Guidance Services	1,163,358.13	5,152,375.49	6,315,733.62	1,211,086.71	5,381,655.29	6,592,742.00
2140 Psychological Services	1,453,907.81	118,471.27	1,572,379.08	1,430,270.55	11,413.42	1,441,683.97
2150 Speech Pathology and Audiology Services						
2160 Social Work Services	183,642.23	527,449.09	711,091.32	274,885.19	668,788.07	943,673.26
2260 Instruction and Curriculum Development Services	1,212,054.00	1,025,274.60	2,237,328.60	1,420,395.35	973,507.54	2,393,902.89
2350 Legal and Accounting Services	210,272.22	307,451.43	517,723.65	169,220.35	290,007.99	459,228.34
2420 Medical Services	792.06	3,507.94	4,300.00	990.84	4,402.97	5,393.81
2440 Nursing Services	399,139.06	1,721,724.52	2,120,863.58	416,452.42	1,807,780.49	2,224,232.91
2700 Student Transportation Services	3,029,452.59	4,841,715.98	7,871,168.57	3,386,681.33	5,783,982.05	9,170,663.38
<b>Total</b>	<b>\$7,652,618.10</b>	<b>\$13,697,970.32</b>	<b>\$21,350,588.42</b>	<b>\$8,309,982.74</b>	<b>\$14,921,537.82</b>	<b>\$23,231,520.56</b>

LEA : 120481002 Bethlehem Area SD

Printed 11/27/2019 2:40:44 PM

(PRINCIPAL AMOUNTS ONLY)

**GOVERNMENTAL FUNDS/ ACTIVITIES**

	Short-Term Borrowing	General Obligation Bonds/Notes	Authority Building Obligations	Other Long-Term Debt	Other Post-Employment Benefits (OPEB)	Compensated Absences	Net Pension Liability	Total
1. Debt at Beginning of Fiscal Year		279,800,000.00		18,274,255.00	54,505,122.00	5,059,745.00	356,916,772.00	714,555,894.00
2. Additional Debt Incurred During Year		39,255,000.00		4,866,389.00	3,423,730.00	538,960.00		48,084,079.00
3. Retirements and Repayments		48,240,000.00		400,260.00			6,686,187.00	55,326,447.00
4. Debt at End of Fiscal Year		270,815,000.00		22,740,384.00	57,928,852.00	5,598,705.00	350,230,585.00	707,313,526.00
5. Accreted Interest at End Of Fiscal Year								
6. Total Debt and Accreted Interest		270,815,000.00		22,740,384.00	57,928,852.00	5,598,705.00	350,230,585.00	707,313,526.00
7. Current Portion P&I - Due within 1 year		19,282,600.00		2,579,700.00		429,294.00		22,291,594.00
8. Interest Paid during current fiscal year		11,197,988.15						11,197,988.15

(PRINCIPAL AMOUNTS ONLY)

**PROPRIETARY FUNDS**

	Short-Term Borrowing	General Obligation Bonds/Notes	Authority Building Obligations	Other Long-Term Debt	Other Post-Employment Benefits (OPEB)	Compensated Absences	Net Pension Liability	Total
1. Debt at Beginning of Fiscal Year				656,409.00		160,164.00	11,977,216.00	12,793,789.00
2. Additional Debt Incurred During Year				33,133.00		26,189.00		59,322.00
3. Retirements and Repayments						14,313.00	199,595.00	213,908.00
4. Debt at End of Fiscal Year				689,542.00		172,040.00	11,777,621.00	12,639,203.00
5. Accreted Interest at End Of Fiscal Year								
6. Total Debt and Accreted Interest				689,542.00		172,040.00	11,777,621.00	12,639,203.00
7. Current Portion P&I - Due within 1 year								
8. Interest Paid during current fiscal year								

**Total Principal and Interest Payments Made by Your School - All Funds**

Function	Fund		Principal (910)	Principal (920)	Interest (830)	Total (Principal +Interest)	Misc Other Uses (990)
5110	10	General Fund	9,701,001.53		11,207,701.05	20,908,702.58	
5110	20	Special Revenue Funds					
5110	30	Capital Projects Funds	224,254.44		17,808.96	242,063.40	
5110	40	Debt Service Fund					
5110	90	Permanent Fund					
5120	10	General Fund					
5120	20	Special Revenue Funds					
5120	30	Capital Projects Funds	39,428,768.67			39,428,768.67	
5120	40	Debt Service Fund					

<b>Total Debt Payments - Governmental Funds</b>			<b>\$49,354,024.64</b>		<b>\$11,225,510.01</b>	<b>\$60,579,534.65</b>	
---	--	--	------------------------	--	------------------------	------------------------	--

Function	Fund		Principal (910)	Principal (920)	Interest (830)	Total (Principal +Interest)
5110	50	Enterprise Fund				
5110	60	Internal Service Fund				
5120	50	Enterprise Fund				
5120	60	Internal Service Fund				

<b>Total Debt Payments - Proprietary Funds</b>							
--	--	--	--	--	--	--	--

LEA : 120481002 Bethlehem Area SD

Printed 11/27/2019 2:40:44 PM

**Debt Details**  
**Governmental Funds/ Activities**

Debt Category	Debt Issue Date (MM/YYYY)	Principal Amounts Only			Debt at End of Fiscal Year	Current Portion Due Within One Year (Principal and Interest)	Interest Paid During Fiscal Year
		Debt at Beginning of Fiscal Year	Additions	Reductions / Repayments			
General Obligation Bonds/Notes – CIB	02/2019		39,255,000.00		39,255,000.00	11,542,125.00	305,316.66
General Obligation Bonds/Notes – CIB	03/2018	40,655,000.00		35,000.00	40,620,000.00	912,375.00	1,731,113.42
General Obligation Bonds/Notes – CIB	03/2018	30,140,000.00		15,000.00	30,125,000.00	666,067.00	1,358,212.56
General Obligation Bonds/Notes – CIB	11/2017	30,350,000.00		50,000.00	30,300,000.00	707,562.00	1,289,852.32
General Obligation Bonds/Notes – CIB	08/2016	34,235,000.00		5,000.00	34,230,000.00	1,594,887.00	1,590,037.50
General Obligation Bonds/Notes – CIB	08/2016	19,700,000.00			19,700,000.00	590,925.00	590,925.02
General Obligation Bonds/Notes – CIB	06/2015	30,000,000.00			30,000,000.00	1,500,000.00	1,500,000.00
General Obligation Bonds/Notes – CIB	06/2015	3,725,000.00			3,725,000.00	124,706.00	124,706.26
General Obligation Bonds/Notes – CIB	06/2015	9,570,000.00		5,000.00	9,565,000.00	351,934.00	347,077.50
General Obligation Bonds/Notes – CIB	11/2011	33,300,000.00		5,000.00	33,295,000.00	1,292,019.00	1,287,137.53
General Obligation Bonds/Notes – CIB	05/2009	33,715,000.00		33,715,000.00			783,409.38
General Obligation Bonds/Notes – CIB	05/2009	14,410,000.00		14,410,000.00			290,200.00
Extended Term Financing Agreements		1,088,975.00		400,260.00	688,715.00	410,368.00	
Other Long Term Debt/Liabilities		17,185,280.00	4,866,389.00		22,051,669.00	2,169,332.00	
Compensated Absences		5,059,745.00	538,960.00		5,598,705.00	429,294.00	
Other Post-Employment Benefits (OPEB)		54,505,122.00	3,423,730.00		57,928,852.00		
Net Pension Liability		356,916,772.00		6,686,187.00	350,230,585.00		
<b>Totals for Debt Entered:</b>		<b>\$714,555,894.00</b>	<b>\$48,084,079.00</b>	<b>\$55,326,447.00</b>	<b>\$707,313,526.00</b>	<b>\$22,291,594.00</b>	<b>\$11,197,988.15</b>

**Bond Details**  
**Proprietary Funds**

Debt Category	Debt Issue Date (MM/YYYY)	Principal Amounts Only			Debt at End of Fiscal Year	Current Portion Due Within One Year (Principal and Interest)	Interest Paid During Fiscal Year
		Debt at Beginning of Fiscal Year	Additions	Reductions / Repayments			
Other Long Term Debt/Liabilities		656,409.00	33,133.00		689,542.00		
Compensated Absences		160,164.00	26,189.00	14,313.00	172,040.00		
Net Pension Liability		11,977,216.00		199,595.00	11,777,621.00		
<b>Totals for Debt Entered:</b>		<b>\$12,793,789.00</b>	<b>\$59,322.00</b>	<b>\$213,908.00</b>	<b>\$12,639,203.00</b>		

LEA : 120481002 Bethlehem Area SD

Printed 11/27/2019 2:40:46 PM

**General Fund (10)**

**Section 1: Tuition/Purchased Services as Reported within Expenditure Detail**

	<b>Amount</b>
Tuition Reported in General Fund Expenditures 1000-560	41,260,579.47
Purchased Services in General Fund Expenditures 1000-594 and 1000-597	10,253.04
<b>Section 1 Total</b>	<b>\$41,270,832.51</b>

**Section 2: Tuition Paid to Institution Types During Fiscal Year**

	<b>Tuition Paid For Nonspecial Education</b>	<b>Tuition Paid For Special Education</b>	<b>Total</b>
1 1306 Institutions	19,588.31	76,483.01	96,071.32
2 Institutionalized Children's Programs	1,743.56	11,000.28	12,743.84
3 Juveniles Incarcerated in Adult Facilities			
4 Residential Treatment Facilities	31,728.56	238,640.45	270,369.01
5 Other Local Education Agencies	694.59	89,033.48	89,728.07
6 Brick and Mortar Charter Schools	19,010,559.31	6,810,572.88	25,821,132.19
7 Cyber Charter Schools	2,251,985.38	1,315,285.05	3,567,270.43
8 Career and Technology Centers	7,990,381.14		7,990,381.14
9 Approved Private Schools		207,483.69	207,483.69
10 PA Chartered Schools for the Deaf and Blind			
11 Private Residential Rehabilitative Institutions	37,904.56	54,782.22	92,686.78
12 Juvenile Detention Centers			
13 Special Program Jointures			
14 Other Tuition Not Included Elsewhere In This Section	2,731,102.12	391,863.92	3,122,966.04
<b>Section 2 Total</b>	<b>\$32,075,687.53</b>	<b>\$9,195,144.98</b>	<b>\$41,270,832.51</b>

1 .	<u>Student Transportation Services for Educational Field Trips</u>	56,545.99
2 .	<u>Student Transportation Services for Student Activities</u>	83,094.45
3 .	<u>Rental of Vehicles for Student Transportation Services</u>	
4 .	<u>Capital Reserve Funds</u>	

Include only district-owned transportation expenditures paid from State or local money.  
 DO NOT include federal expenditures or payments to contract service providers.  
 Contracted transportation services should not be recorded on this schedule.

LEA : 120481002 Bethlehem Area SD

Printed 11/27/2019 2:40:54 PM

**Food Service / Cafeteria Operations Fund (51)**

**3000 Operation of Non-Instructional Services**

**Total**

**100 Personnel Services – Salaries**

100 Personnel Services – Salaries 1,988,754.00

**Total Personnel Services – Salaries \$1,988,754.00**

**200 Personnel Services – Employee Benefits**

210 Group Insurance – Contracted Provider 488,015.00

220 Social Security Contributions 153,733.00

230 PSERS Retirement Contributions 686,264.00

250 Unemployment Compensation 847.00

260 Workers' Compensation 23,719.00

270 Group Insurance – Self-Insurance 74,249.00

280 Other Post-Employment Benefits (OPEB) 12,756.00

299 All Other Employee Benefits 3,113.00

**Total Personnel Services – Employee Benefits \$1,442,696.00**

**300 Purchased Professional and Technical Services**

330 Other Professional Services 90.00

**Total Purchased Professional and Technical Services \$90.00**

**400 Purchased Property Services**

430 Repairs and Maintenance Services 43,764.00

440 Rentals 6,170.00

**Total Purchased Property Services \$49,934.00**

**500 Other Purchased Services**

530 Communications 7,993.00

550 Printing and Binding 1,224.00

570 Food Service Management 3,809,049.00

580 Travel 13.00

**Total Other Purchased Services \$3,818,279.00**

**600 Supplies**

610 General Supplies 39,476.00

620 Energy 51,101.00

630 Food 477,964.00

650 Supplies & Fees – Technology Related 2,525.00

**Total Supplies \$571,066.00**

**700 Property**

740 Depreciation 22,164.00

**Total Property \$22,164.00**

**800 Other Objects**

810 Dues and Fees 5,057.00

**Total Other Objects \$5,057.00**

**Total 3000 Operation of Non-Instructional Services \$7,898,040.00**

**Food Service / Cafeteria Operations Fund (51)**

	<u>Elementary</u>	<u>Secondary</u>	<u>Federal</u>	<u>Total</u>
<b>3100 Food Services</b>				
<b>100 Personnel Services – Salaries</b>				
100 Personnel Services – Salaries				1,988,754.00
<b>Total Personnel Services – Salaries</b>				<b>\$1,988,754.00</b>
<b>200 Personnel Services – Employee Benefits</b>				
210 Group Insurance – Contracted Provider				488,015.00
220 Social Security Contributions				153,733.00
230 PSERS Retirement Contributions				686,264.00
250 Unemployment Compensation				847.00
260 Workers' Compensation				23,719.00
270 Group Insurance – Self-Insurance				74,249.00
280 Other Post-Employment Benefits (OPEB)				12,756.00
299 All Other Employee Benefits				3,113.00
<b>Total Personnel Services – Employee Benefits</b>				<b>\$1,442,696.00</b>
<b>300 Purchased Professional and Technical Services</b>				
330 Other Professional Services				90.00
<b>Total Purchased Professional and Technical Services</b>				<b>\$90.00</b>
<b>400 Purchased Property Services</b>				
430 Repairs and Maintenance Services				43,764.00
440 Rentals				6,170.00
<b>Total Purchased Property Services</b>				<b>\$49,934.00</b>
<b>500 Other Purchased Services</b>				
530 Communications				7,993.00
550 Printing and Binding				1,224.00
570 Food Service Management				3,809,049.00
580 Travel				13.00
<b>Total Other Purchased Services</b>				<b>\$3,818,279.00</b>
<b>600 Supplies</b>				
610 General Supplies				39,476.00
620 Energy				51,101.00
630 Food				477,964.00
650 Supplies & Fees – Technology Related				2,525.00
<b>Total Supplies</b>				<b>\$571,066.00</b>
<b>700 Property</b>				
740 Depreciation				22,164.00
<b>Total Property</b>				<b>\$22,164.00</b>
<b>800 Other Objects</b>				
810 Dues and Fees				5,057.00
<b>Total Other Objects</b>				<b>\$5,057.00</b>
<b>Total 3100 Food Services</b>				<b>\$7,898,040.00</b>

**Child Care Operations Fund (52)**

**3000 Operation of Non-Instructional Services**

**Total**

**100 Personnel Services – Salaries**

100 Personnel Services – Salaries 1,227,880.00

**Total Personnel Services – Salaries \$1,227,880.00**

**200 Personnel Services – Employee Benefits**

210 Group Insurance – Contracted Provider 2,118.00

220 Social Security Contributions 89,474.00

230 PSERS Retirement Contributions 438,537.00

250 Unemployment Compensation 992.00

260 Workers' Compensation 13,617.00

270 Group Insurance – Self-Insurance 557,866.00

280 Other Post-Employment Benefits (OPEB) 9,037.00

299 All Other Employee Benefits 14,038.00

**Total Personnel Services – Employee Benefits \$1,125,679.00**

**300 Purchased Professional and Technical Services**

390 Other Purchased Professional and Technical Services 829.00

**Total Purchased Professional and Technical Services \$829.00**

**400 Purchased Property Services**

430 Repairs and Maintenance Services 1,516.00

440 Rentals 1,903.00

490 Other Purchased Property Services 290,017.00

**Total Purchased Property Services \$293,436.00**

**500 Other Purchased Services**

530 Communications 565.00

550 Printing and Binding 105.00

580 Travel 562.00

**Total Other Purchased Services \$1,232.00**

**600 Supplies**

610 General Supplies 6,239.00

620 Energy 921.00

650 Supplies & Fees – Technology Related 9,026.00

**Total Supplies \$16,186.00**

**800 Other Objects**

890 Miscellaneous Expenditures 6,080.00

**Total Other Objects \$6,080.00**

**Total 3000 Operation of Non-Instructional Services \$2,671,322.00**



	<u>Food Service(51)</u>	<u>Child Care Operations(52)</u>	<u>Other Enterprise(58)</u>	<u>Internal Service(60)</u>	<u>Total</u>
<b>3000 <u>Operation of Non-Instructional Services</u></b>					
3100 Food Services	7,898,040.00				7,898,040.00
3300 Community Services		2,671,322.00			2,671,322.00
<b>Total Operation of Non-Instructional Services</b>	<b>\$7,898,040.00</b>	<b>\$2,671,322.00</b>			<b>\$10,569,362.00</b>
<b>TOTAL ACTUAL EXPENDITURES &amp; OTHER FINANCING USES</b>	<b>\$7,898,040.00</b>	<b>\$2,671,322.00</b>			<b>\$10,569,362.00</b>

LEA : 120481002 Bethlehem Area SD

Printed 11/27/2019 2:41:09 PM

Fund	School	School Number	Local Personnel	Local Nonpersonnel	State Personnel	State Nonpersonnel	Federal Personnel	Federal Nonpersonnel	Total	Explanation
10	Asa Packer El Sch	5063	2,526,304.00	296,348.00	1,554,240.00	186,320.00	88,091.00	1,870.00	4,653,173.00	
	Broughal MS	3464	4,606,913.00	658,888.00	2,821,623.00	406,200.00	720,102.00	242,365.00	9,456,091.00	
	Calypso El Sch	3436	1,983,859.00	198,650.00	1,390,848.00	131,395.00	300,744.00	2,016.00	4,007,512.00	
	Clearview El Sch	3453	2,650,435.00	313,030.00	1,860,038.00	195,820.00	291,357.00	3,850.00	5,314,530.00	
	Donegan El Sch	6722	3,632,862.00	541,710.00	2,767,497.00	333,289.00	555,053.00	8,663.00	7,839,074.00	
	East Hills MS	4956	8,137,549.00	1,010,329.00	4,980,429.00	625,699.00	199,320.00	6,294.00	14,959,620.00	
	Farmersville El Sch	3456	3,107,444.00	362,670.00	1,901,748.00	226,803.00	67,719.00	51,632.00	5,718,016.00	
	Fountain Hill El Sch	6723	4,131,285.00	623,712.00	2,868,221.00	401,530.00	543,420.00	7,488.00	8,575,656.00	
	Freedom HS	4957	13,558,567.00	2,685,383.00	8,295,236.00	1,680,213.00	350,149.00	55,741.00	26,625,289.00	
	Freemansburg El Sch	3458	2,914,353.00	436,327.00	2,097,671.00	271,542.00	287,105.00	3,132.00	6,010,130.00	
	Governor Wolf El Sch	3449	3,051,898.00	402,069.00	1,883,516.00	253,827.00	447,470.00	5,528.00	6,044,308.00	
	Hanover El Sch	3459	1,992,158.00	221,887.00	1,220,058.00	138,668.00	86,146.00	1,529.00	3,660,446.00	
	James Buchanan El Sch	3442	2,243,864.00	253,625.00	1,374,535.00	157,204.00	269,209.00	11,555.00	4,309,992.00	
	Liberty HS	3465	18,014,159.00	3,306,086.00	11,034,103.00	2,081,393.00	531,859.00	53,391.00	35,020,991.00	
	Lincoln El Sch	3443	2,468,396.00	380,780.00	1,791,125.00	237,459.00	336,135.00	70,083.00	5,283,978.00	
	Marvine El Sch	3454	2,209,658.00	366,548.00	1,847,100.00	233,258.00	521,318.00	12,663.00	5,190,545.00	
	Miller Heights El Sch	3455	3,065,250.00	299,668.00	1,877,223.00	186,956.00	82,810.00	1,553.00	5,513,460.00	
	Nitschmann MS	3463	5,963,384.00	856,610.00	3,653,778.00	537,912.00	237,145.00	11,174.00	11,260,003.00	
	Northeast MS	3462	6,178,317.00	771,575.00	3,782,343.00	484,176.00	712,966.00	339,356.00	12,268,733.00	
	Spring Garden El Sch	3452	3,989,553.00	486,509.00	2,442,783.00	302,865.00	170,260.00	2,045.00	7,394,015.00	
	Thomas Jefferson El Sch	6633	1,866,012.00	310,429.00	1,354,674.00	191,286.00	212,846.00	2,065.00	3,937,312.00	
	William Penn El Sch	6634	2,067,262.00	296,161.00	1,257,476.00	184,261.00	300,092.00	6,720.00	4,111,972.00	
<b>Total</b>			<b>100,359,482.00</b>	<b>15,078,994.00</b>	<b>64,056,265.00</b>	<b>9,448,076.00</b>	<b>7,311,316.00</b>	<b>900,713.00</b>	<b>197,154,846.00</b>	