

LEA Name : Bethlehem Area SD  
Address : 1516 Sycamore St  
Bethlehem , PA 18017

County : Northampton  
AUN Number : 120481002  
LEA Type : SD

## Annual Financial Report Accuracy Certification Statement


For Fiscal Year Ending  
6/30/2020

Pennsylvania Department of Education  
&  
Office of Comptroller Operations

PDE-2056: Intermediate Unit

PDE-2057: School District, AVTS/CTC, Charter School,  
and Special Program Jointure

**CERTIFICATION: By signing this page I agree that the electronic data submitted is a complete and accurate statement of the financial operations and status of the local education agency for the fiscal year. It has been prepared in accordance with generally accepted accounting principles and established Commonwealth of PA reporting guidelines.**

  
\_\_\_\_\_  
Chief School Administrator Signature

11/29/21  
\_\_\_\_\_  
Date

  
\_\_\_\_\_  
Board Secretary Signature

11/29/21  
\_\_\_\_\_  
Date

Stacy M Gober  
\_\_\_\_\_  
Contact Person

(610)861-0500 Ext :60201  
\_\_\_\_\_  
Contact Person Telephone Number

sgober@basdschools.org  
\_\_\_\_\_  
Contact Person E-mail Address

(610)861-8107  
\_\_\_\_\_  
Contact Person Fax Number

**Audit Certification**  
**Annual Financial Report:**  
For Fiscal Year Ending **6/30/2020**  
**(Pursuant to PA School Code Section 218(b))**


LEA Name : Bethlehem Area SD  
AUN Number : 120481002  
County : Northampton

<b>Audit Certification Due:</b> 12/31/2020
---

This certification is applicable to the Annual Financial Report data submitted through the Consolidated Financial Reporting System (CFRS).

CERTIFICATION: By signing this page I agree that the financial statements of the school have been properly audited as noted above pursuant to Article XXIV, and in the auditor's professional opinion, the Annual Financial Report (PDE-2057) submitted through CFRS is materially consistent with the audited financial statements.

Chief School Administrator

  
\_\_\_\_\_  
Signature

11/20/2021  
\_\_\_\_\_  
Date

Board Secretary

  
\_\_\_\_\_  
Signature

1/20/2021  
\_\_\_\_\_  
Date

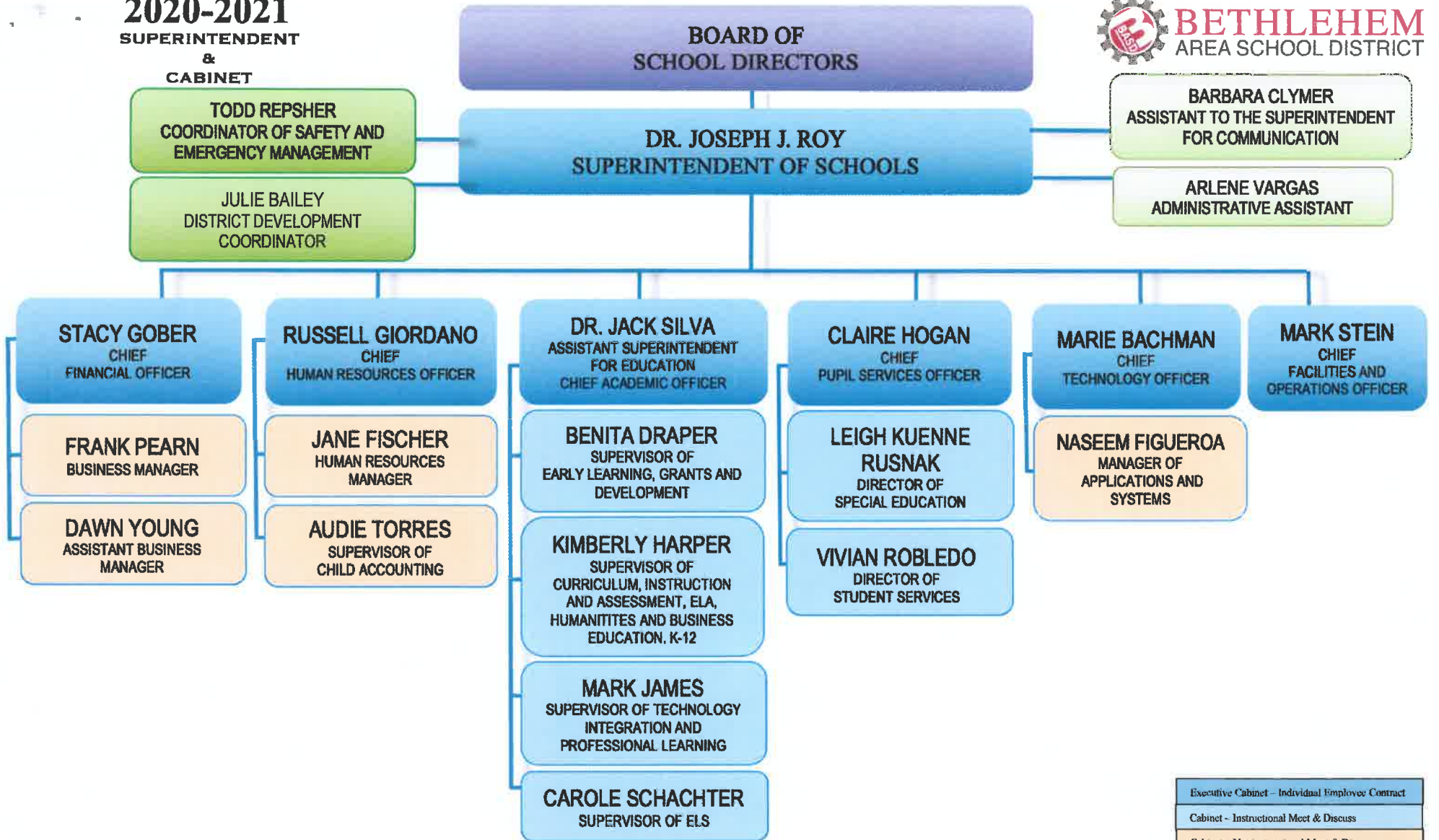
Stacy M Gober  
\_\_\_\_\_  
Contact Person

sgober@basdschools.org  
\_\_\_\_\_  
Contact Person E-mail Address

(610)861-0500      Ext :60201  
\_\_\_\_\_  
Contact Person Telephone Number

(610)861-8107  
\_\_\_\_\_  
Contact Person Fax Number

**2020-2021**  
**SUPERINTENDENT**  
**&**  
**CABINET**



Executive Cabinet - Individual Employee Contract
Cabinet - Instructional Meet & Discuss
Cabinet - Noninstructional Meet & Discuss
Instructional Meet & Discuss
Instructional Meet & Discuss - Assistant Principal
Noninstructional Meet & Discuss - Supervisors
Noninstructional Meet & Discuss
Organized Labor Contract (Union)

**2020-2021**

**ADMINISTRATIVE AND SUPERVISORY**

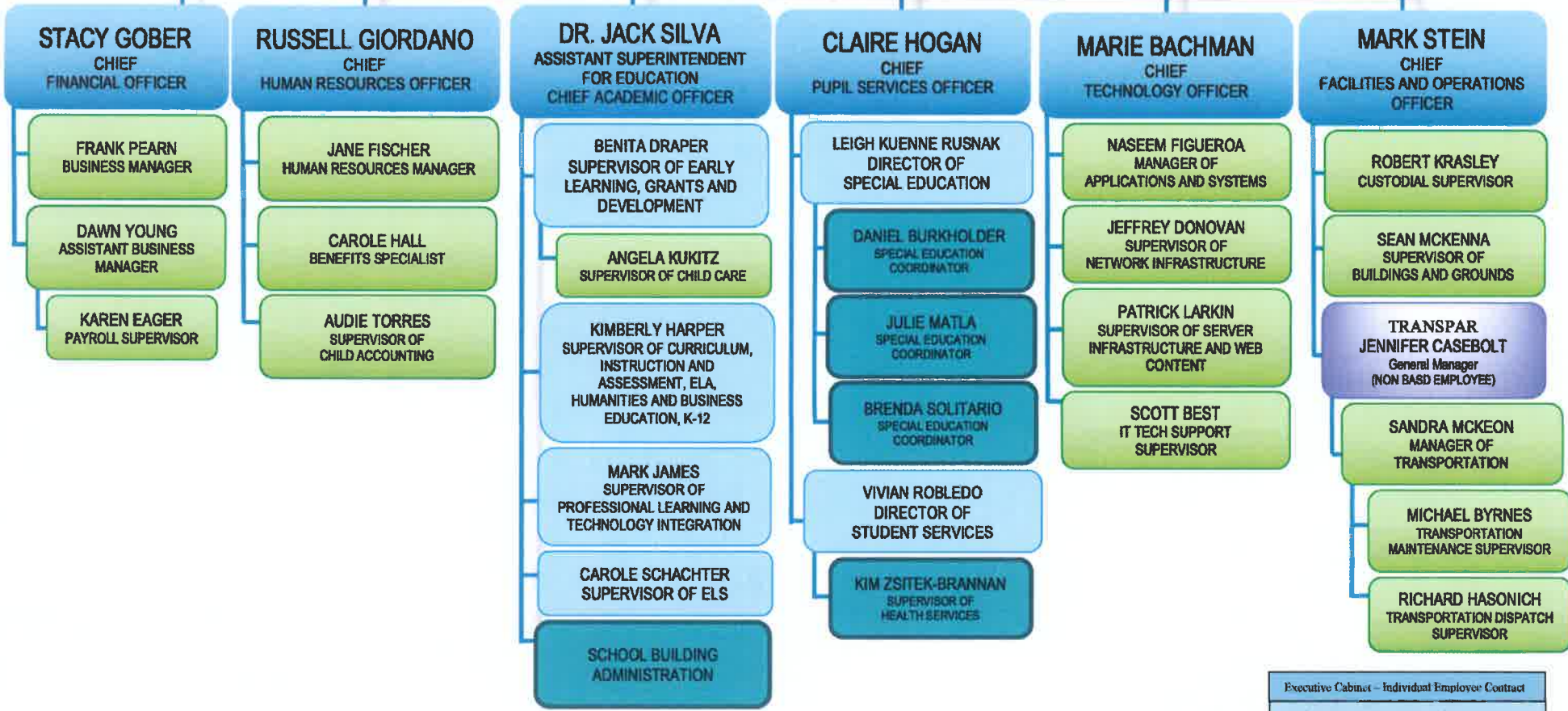


**BETHLEHEM**  
AREA SCHOOL DISTRICT

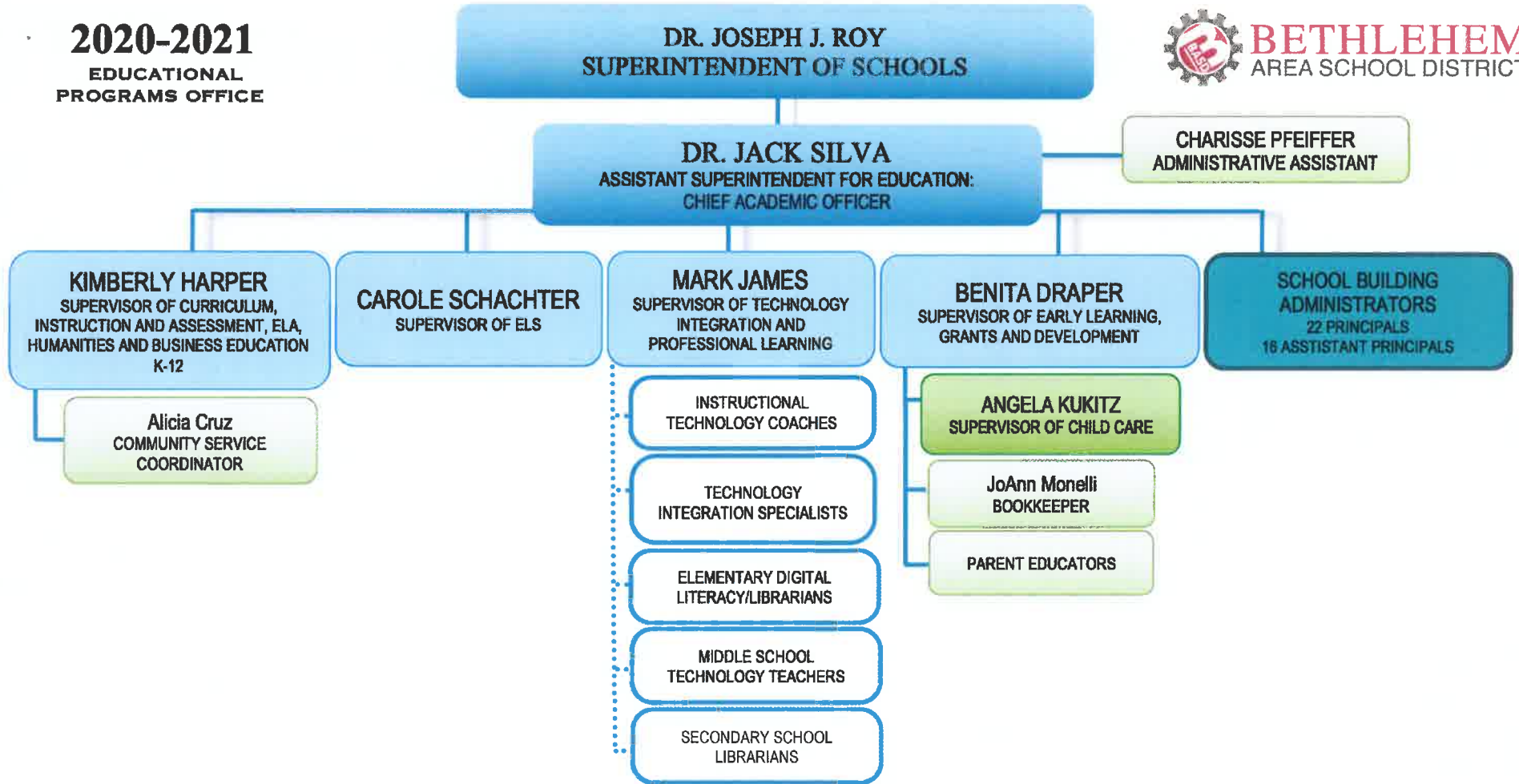
**DR. JOSEPH J. ROY**  
SUPERINTENDENT OF SCHOOLS

**TODD REPSHER**  
COORDINATOR OF SAFETY AND EMERGENCY MANAGEMENT

**JULIE BAILEY**  
DISTRICT DEVELOPMENT COORDINATOR



Executive Cabinet – Individual Employer Contract
Cabinet - Instructional Meet & Discuss
Cabinet - Noninstructional Meet & Discuss
Instructional Meet & Discuss
Instructional Meet & Discuss – Assistant Principal
Noninstructional Meet & Discuss - Supervisors
Noninstructional Meet & Discuss
Organized Labor Contract (Union)



Executive Cabinet – Individual Employee Contract
Cabinet - Instructional Meet & Discuss
Cabinet – Noninstructional Meet & Discuss
Instructional Meet & Discuss
Instructional Meet & Discuss – Assistant Principal
Noninstructional Meet & Discuss - Supervisors
Noninstructional Meet & Discuss
Organized Labor Contract (Union)

**DR. JOSEPH J. ROY**  
SUPERINTENDENT OF SCHOOLS

**CHARISSE PFEIFFER**  
ADMINISTRATIVE ASSISTANT

**DR. JACK SILVA**  
ASSISTANT SUPERINTENDENT FOR EDUCATION: CHIEF ACADEMIC OFFICER

- ASA PACKER  
Jonathan Horvath
- CALYPSO  
Kathleen Bast
- CLEARVIEW  
Heather Bennett-Knerr
- DONEGAN  
Erin Martin-Medina
- Julissa Jimenez
- FARMERSVILLE  
Jennifer Hilton
- FOUNTAIN HILL  
Courtney Wertman-Stambaugh
- Garrett Podhyski  
Dean of Students
- FREEMANSBURG  
Michael Alogna, II
- GOVERNOR WOLF  
Theodoro Quiñones

- BROUGHAL  
Ricky Amato
- Jose Sanchez
- Nancy Zoudeh

- EAST HILLS  
David Horvath
- Regina Braun
- Patrick Tannous

- NITSCHMANN  
Peter Mayes
- Brandon Horlick

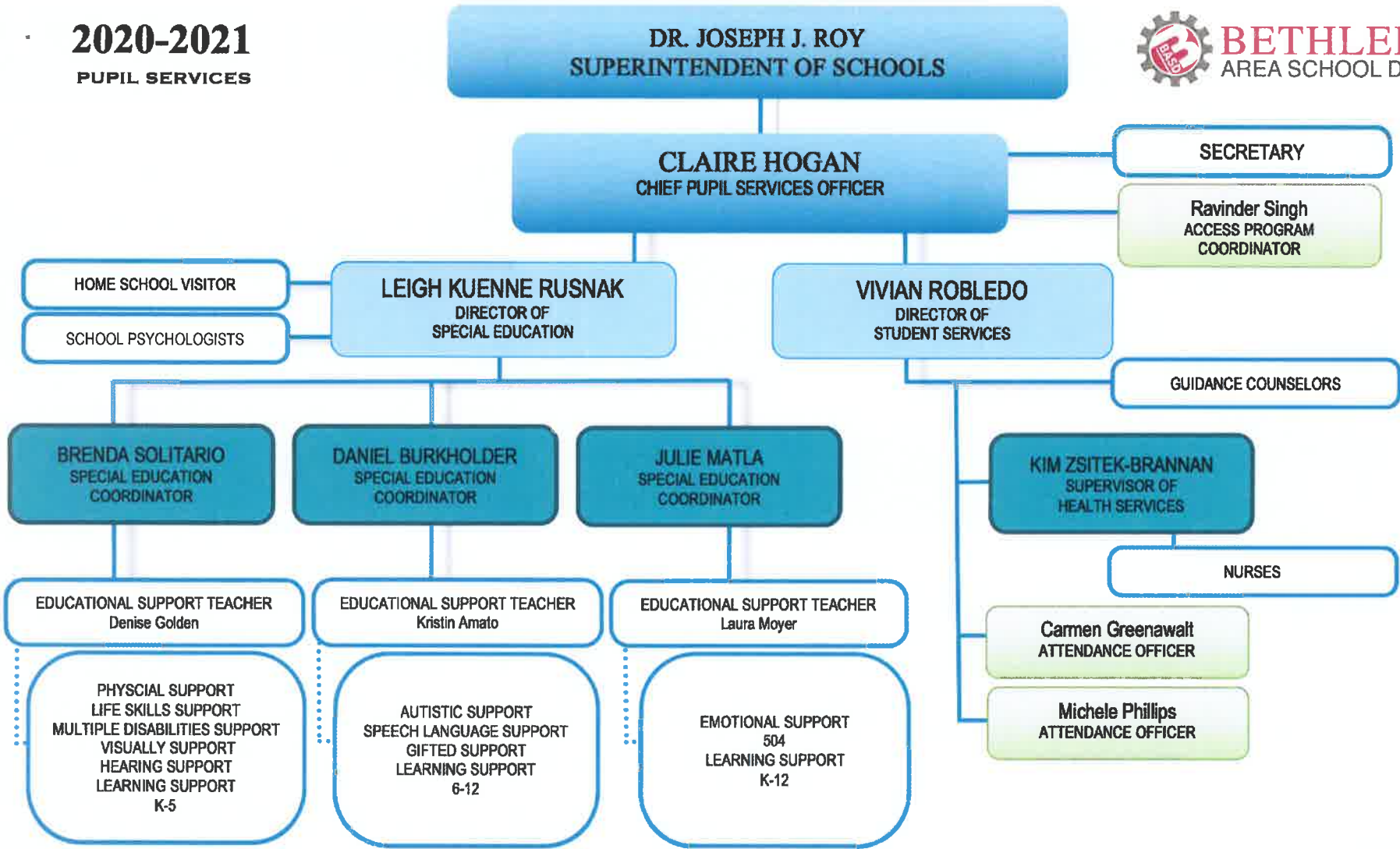
- NORTHEAST  
Joseph RaHS
- Mark Sawicki

- HANOVER  
Erin Hines
- JAMES BUCHANAN  
Jill Moran
- LINCOLN  
Daniel Garcia
- MARVINE  
Eric Fontanez
- MILLER HEIGHTS  
Deborah Roeder
- SPRING GARDEN  
Eric Smith
- THOMAS JEFFERSON  
Tracey Hirner
- WILLIAM PENN  
Joseph Anthes

- FREEDOM  
Michael LaPorta
- William Cecchini
- Michael DiBilio
- Maureen Leeson
- Laurie Sage
- DIRECTOR OF ATHLETICS  
AND STUDENT ACTIVITIES  
Nathan Stannard

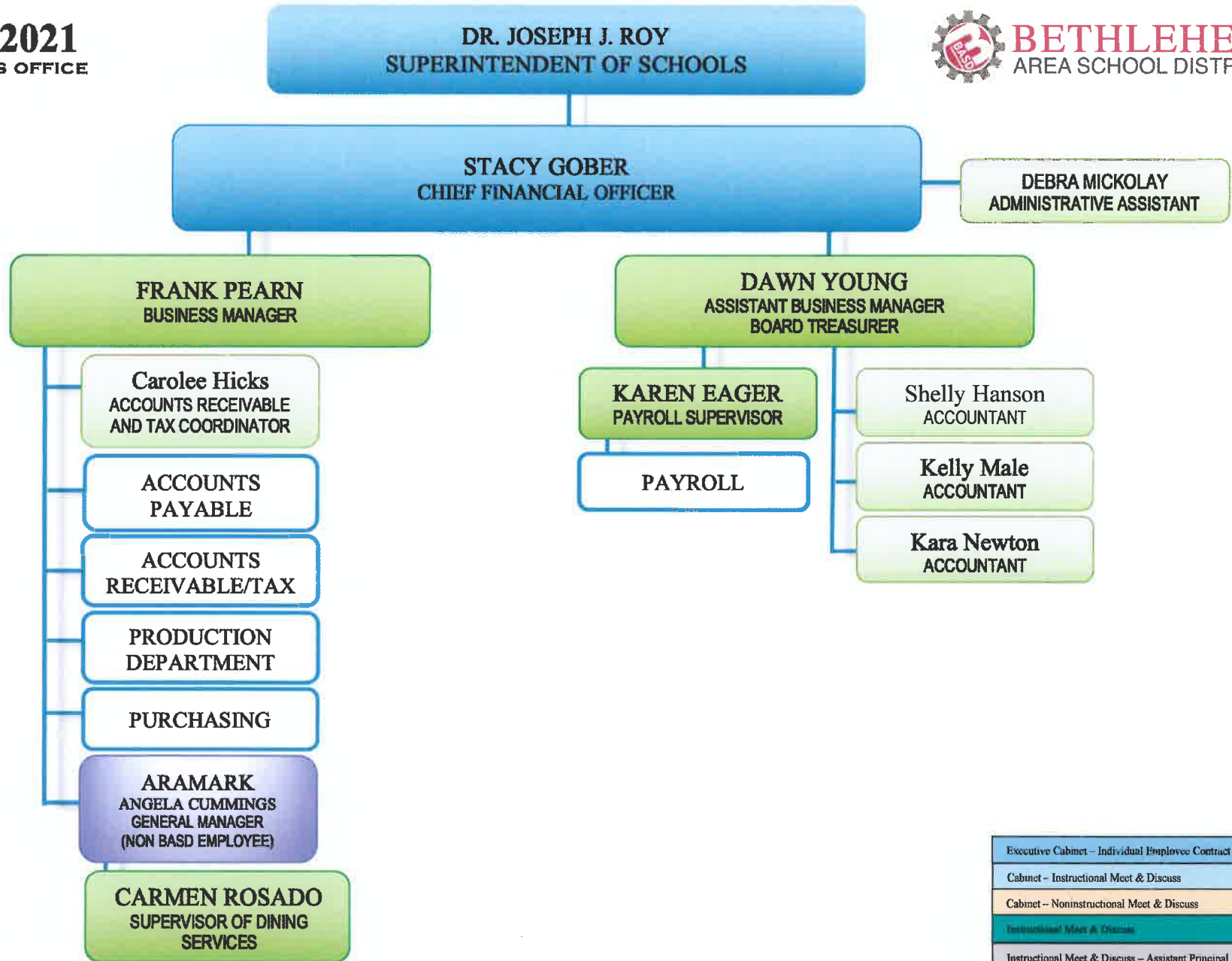
- LIBERTY  
Harrison Bailey, III
- Amanda Hinkel
- Elizabeth Ramsey
- Antonio Traca
- Nikolas Tsamoutalidis
- Wayne Whitaker
- DIRECTOR OF ATHLETICS  
AND STUDENT ACTIVITIES  
Frederick Harris

Executive Cabinet – Individual Employee Contract
Cabinet – Instructional Meet & Discuss
Cabinet – Noninstructional Meet & Discuss
Instructional Meet & Discuss
Instructional Meet & Discuss – Assistant Principal
Noninstructional Meet & Discuss – Supervisors
Noninstructional Meet & Discuss
Organized Labor Contract (Union)

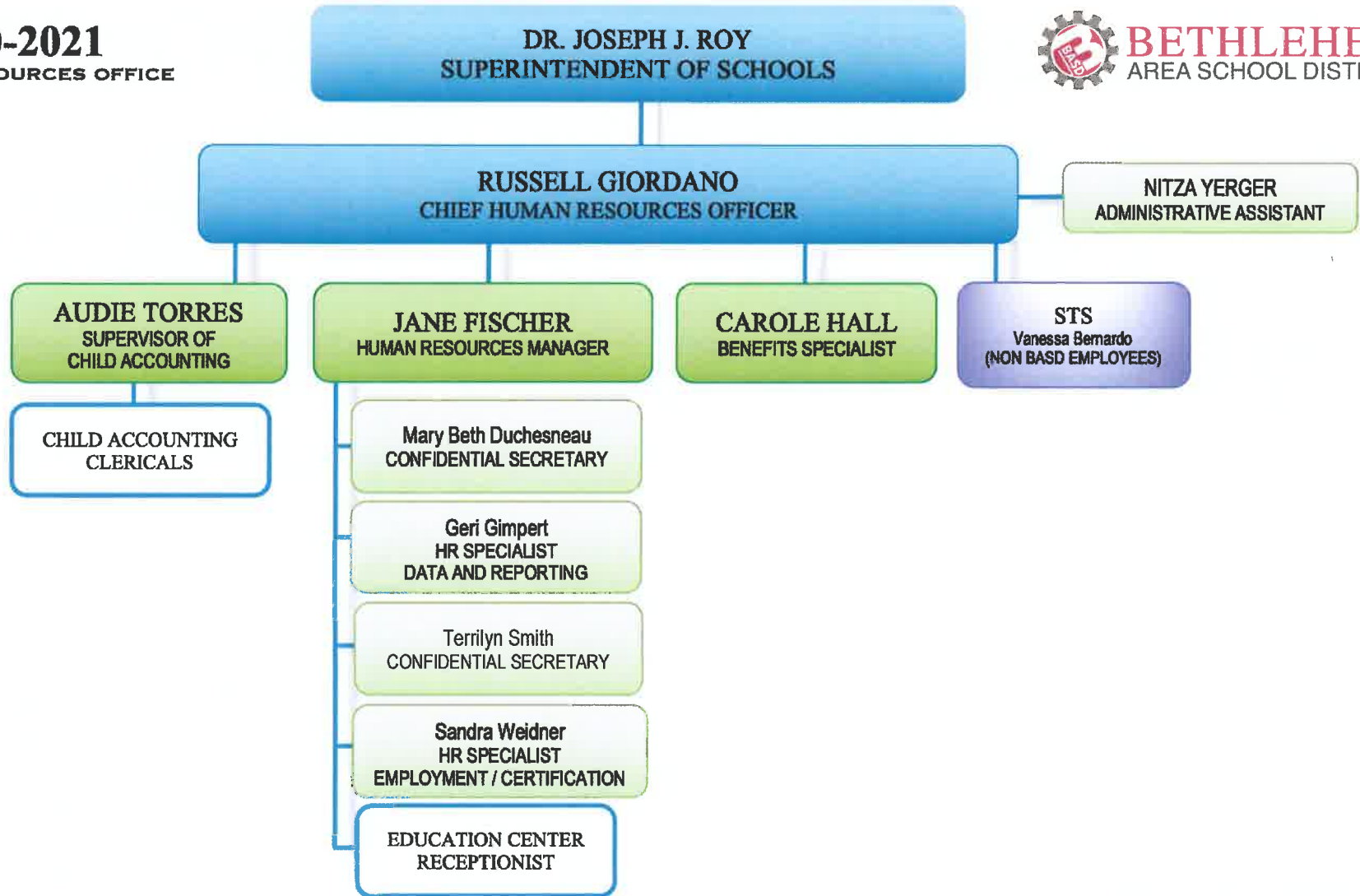


- 110 Special Education Teachers
- 3 Educational Support Teachers
- 8 Gifted Education Teachers
- 108 Special Education Instructional Assistants
- 49 Guidance Counselors
- 12 Psychologists
- 13 Speech Therapists
- 14 Nurses
- 16 Associate Nurses
- 2 Attendance Officers
- 1 Home School Visitor

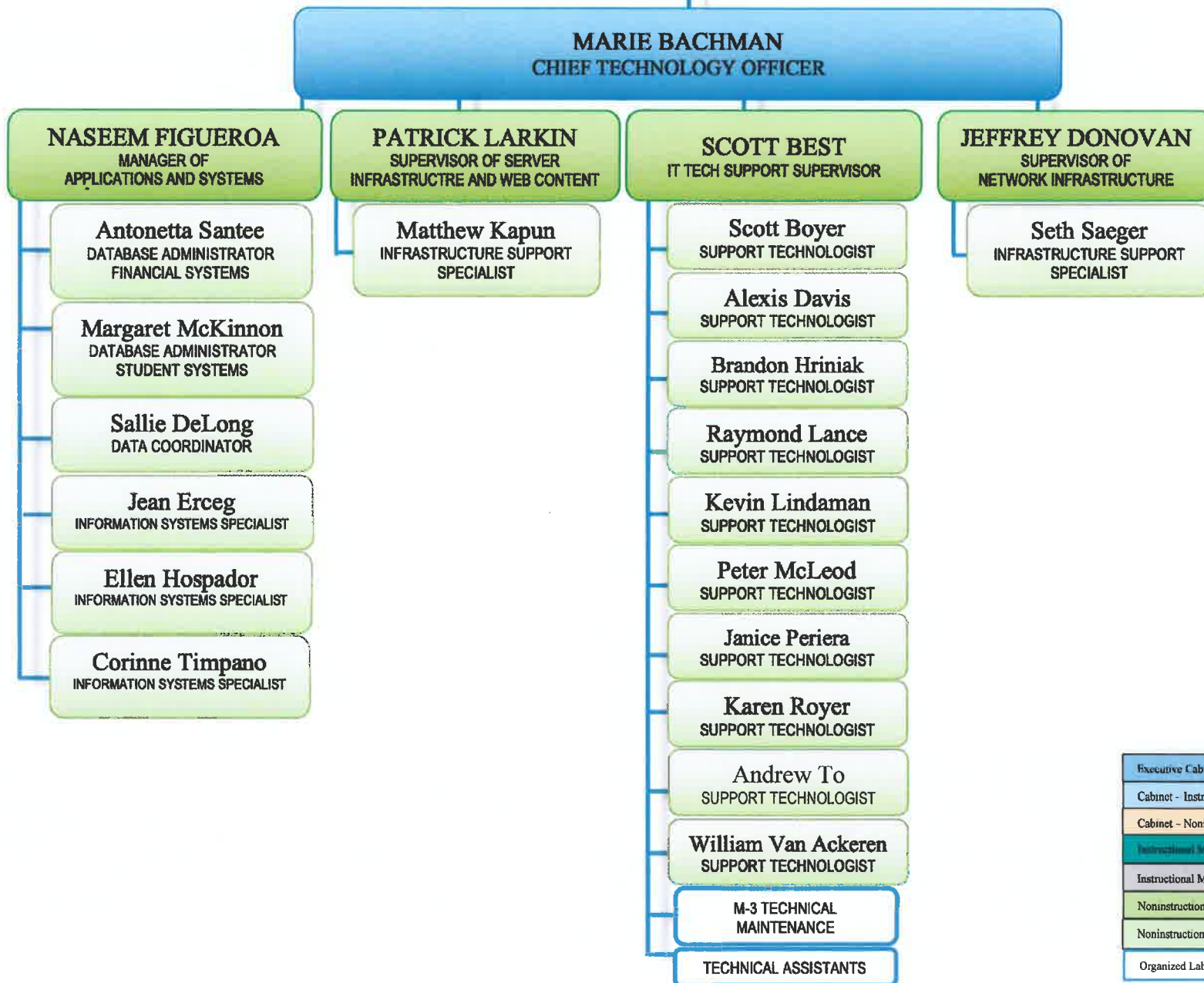
Executive Cabinet – Individual Employee Contract
Cabinet – Instructional Meet & Discuss
Cabinet – Noninstructional Meet & Discuss
Instructional Meet & Discuss
Instructional Meet & Discuss – Assistant Principal
Noninstructional Meet & Discuss – Supervisors
Noninstructional Meet & Discuss
Organized Labor Contract (Union)



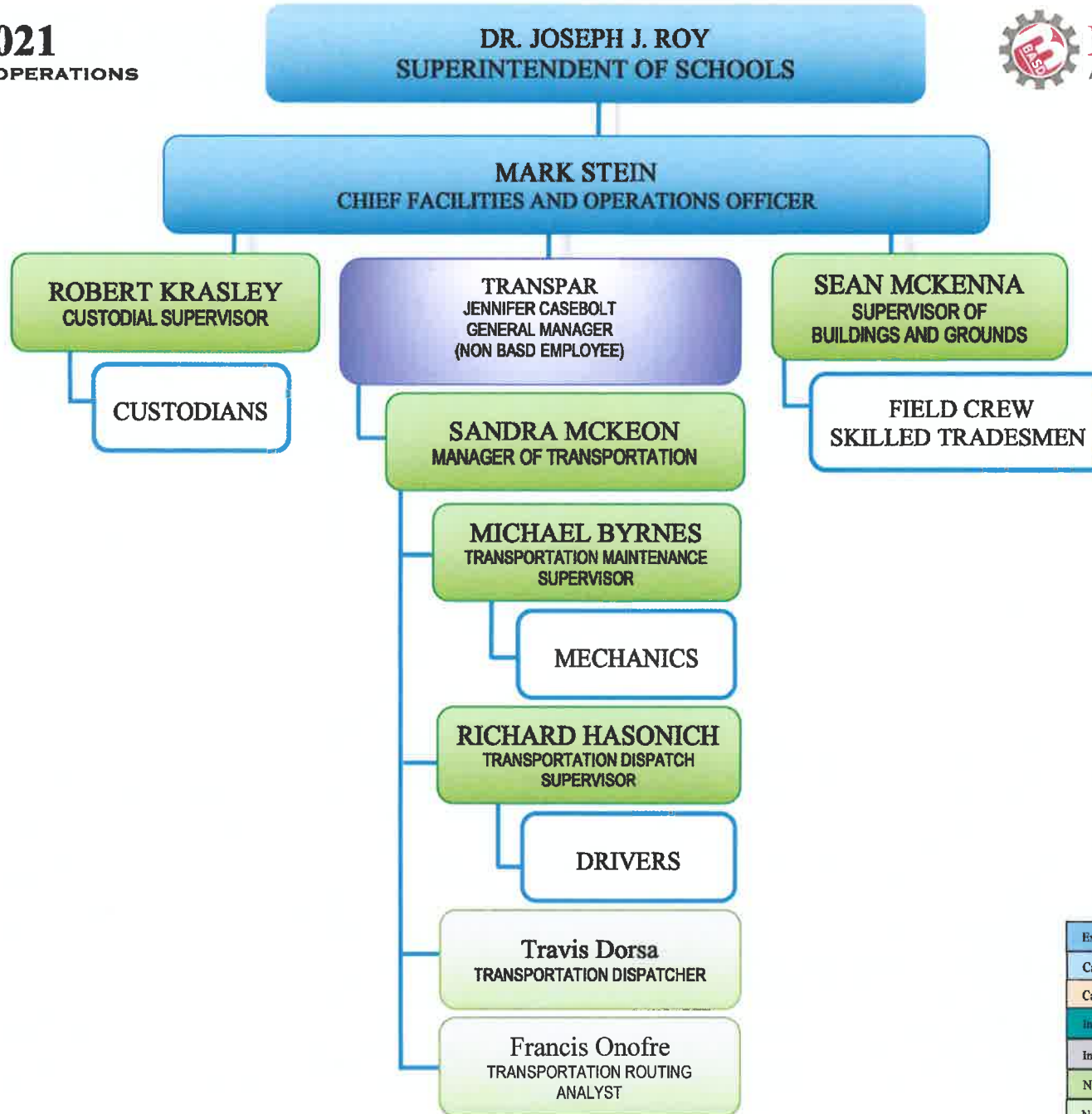
Executive Cabinet - Individual Employee Contract
Cabinet - Instructional Meet & Discuss
Cabinet - Noninstructional Meet & Discuss
Instructional Meet & Discuss
Instructional Meet & Discuss - Assistant Principal
Noninstructional Meet & Discuss - Supervisors
Noninstructional Meet & Discuss
Organized Labor Contract (Union)



Executive Cabinet - Individual Employee Contract
Cabinet - Instructional Meet & Discuss
Cabinet - Noninstructional Meet & Discuss
Instructional Meet & Discuss
Instructional Meet & Discuss - Assistant Principal
Noninstructional Meet & Discuss - Supervisors
Noninstructional Meet & Discuss
Organized Labor Contract (Union)



Executive Cabinet - Individual Employee Contract
Cabinet - Instructional Meet & Discuss
Cabinet - Noninstructional Meet & Discuss
Instructional Meet & Discuss
Instructional Meet & Discuss - Assistant Principal
Noninstructional Meet & Discuss - Supervisors
Noninstructional Meet & Discuss
Organized Labor Contract (Union)



Executive Cabinet - Individual Employee Contract
Cabinet - Instructional Meet & Discuss
Cabinet - Noninstructional Meet & Discuss
Instructional Meet & Discuss
Instructional Meet & Discuss - Assistant Principal
Noninstructional Meet & Discuss - Supervisors
Noninstructional Meet & Discuss
Organized Labor Contract (Union)

Book	Policy Manual
Section	600 Finances
Title	Capitalization of Fixed Assets
Code	622
Status	Active
Legal	1. 24 P.S. 613 2. 24 P.S. 218 Governmental Accounting Standards Board, Statement No. 34
Adopted	November 15, 2004
Last Revised	January 17, 2017

### **Purpose**

The Board recognizes its responsibility to district taxpayers to ensure that fixed assets of the district are properly valued and inventoried, that adequate procedures and records are established to ensure that end, and to ensure compliance with accounting and financial reporting requirements of the state.

### **Authority**

The Board directs that a program of valuing and tracking fixed assets shall be developed and maintained.

### **Delegation of Responsibility**

The Board of School Directors delegates to the Chief Financial Officer/Board Secretary, in cooperation with the local independent auditor, the responsibility to coordinate the compilation and preparation of all information necessary to implement this policy in accordance with district administrative procedures.

### **Capitalized Assets**

A capitalized asset shall be any asset acquired by donation or purchase that has a useful life of longer than one year or extends the life of another capitalized asset or increases its value and meets a specific dollar threshold. At management's discretion, and in conjunction with the local auditor, capital assets purchased with long term debt may be capitalized regardless of the specific dollar threshold for the type of class of asset acquired.

### **Value of Assets**

All capitalized assets shall be recorded at historical cost at acquisition date or estimated cost if acquired prior to the date of the initial inventory. Any donated capital asset shall be recorded at the date of donation using the fair market value of the item at that date.

### **Depreciation**

Depreciation shall be based on the straight-line method of depreciation over the estimated useful life of each depreciable asset. Periodically, management shall evaluate the useful life of each depreciable asset to determine if revision of such estimate is required. Inexhaustible capital assets, such as land and land improvements, should not be depreciated.

Dollar Threshold

A dollar threshold for each asset shall be set at an appropriate level. Management should periodically review, with assistance for the local independent auditor, these levels and make modifications as necessary.

[Attachment 622 Capitalization Procedures - Final.pdf \(68 KB\)](#)

<u>Val Number</u>	<u>Description</u>	<u>Justification</u>
30501	Revenue Detail: AFR amount must equal PDE FAI system amount.  7311, AFR Rev Detail: \$1,657,611.64 7311, PDE FAI System: \$1,656,336.08	The 18-19 Transportation Subsidy was revised downward in the amount of \$1,275.56 and was deducted from the 8/29/19 Subsidy payment, which we recorded in the 18-19 fiscal year causing this discrepancy in the 19-20 fiscal year.
42370	Expenditure Detail: AFR amount must equal or exceed PDE FAI System amount.  1441-561, AFR Exp Detail: \$13,637.00 1441-561, PDE FAI System: \$13,956.15	The district received adjustments from Twin Valley School District in the amount of \$319.15 for expenditures paid during the 18-19 fiscal year, which were credited during the 19-20 fiscal year.
42420	Expenditure Detail: Total current year 2700-513 expenditure varies from prior year by 10%. Correct the data or enter a justification.  2700-513, AFR Exp Detail: \$102,044.92 2700-513, PY AFR Amount: \$65,972.46	The district contracted with one parent and one third party vendor for additional transportation services for special needs students during the 19-20 fiscal year.
50430	SESS - 2160 Social Work Services: SESS Schedule amounts for Special Education vary from prior year by 40% or more. Correct the data or enter a justification.  SESS Schedule 2160: \$392,180.08 Prior Year SESS Schedule 2160: \$274,885.19	The district contracted with a third party vendor for licensed social worker counseling and additional outpatient services for special needs students during the 19-20 fiscal year.
50450	SESS - 2350 Legal and Accounting Services: SESS Schedule amounts for Special Education vary from prior year by 40% or more. Correct the data or enter a justification.  SESS Schedule 2350: \$338,084.09 Prior Year SESS Schedule 2350: \$169,220.35	The district had six due process hearings (4 more than 18-19) during the 19-20 fiscal year, which significantly increased the special education legal expenditures for the 19-20 fiscal year.

Amounts Expressed in Whole Dollars	<u>General Fund</u> <u>(10)</u>	<u>Student Sponsored</u> <u>Activity Fund</u> <u>(21)</u>	<u>Public Purpose Trust</u> <u>(27)</u>	<u>Other Compt Approved</u> <u>(28)</u>	<u>Athletic / Activity</u> <u>(29)</u>
<b>Assets And Deferred Outflows Of Resources</b>					
<b>Assets</b>					
0100 Cash and Cash Equivalents	65,511,116				
0110 Investments	4,165,000				
0120 Taxes Receivable	7,902,842				
0130 Due From Other Funds	60,398				
0141 Due From Other Governments	103,108				
0142 State Revenue Receivable	9,351,330				
0143 Federal Revenue Receivable	2,066,785				
0145 Other Intergovernmental Revenue Receivable					
0146 Due from Primary Government					
0147 Due from Component Unit					
0150 Other Receivables	528,318				
0170 Inventories	179,645				
0180 Prepaid Expenses (Expenditures)	85,728				
0190 Other Current Assets	39,981				
<b>Total Assets</b>	<b>\$89,994,251</b>				
0910 Deferred Outflows of Resources					
<b>Total Assets And Deferred Outflows Of Resources</b>	<b>\$89,994,251</b>				

Amounts Expressed in Whole Dollars

Capital Reserve (690.1850)    Capital Reserve (1431)(32)    Other Capital Projects Fund (39)    Debt Service (40)    Permanent (90)

**Assets And Deferred Outflows Of Resources**

**Assets**

0100 Cash and Cash Equivalents		6,881,992	1,684,151		
0110 Investments					
0120 Taxes Receivable					
0130 Due From Other Funds		5,000,000			
0141 Due From Other Governments					
0142 State Revenue Receivable					
0143 Federal Revenue Receivable					
0145 Other Intergovernmental Revenue Receivable					
0146 Due from Primary Government					
0147 Due from Component Unit					
0150 Other Receivables					
0170 Inventories					
0180 Prepaid Expenses (Expenditures)					
0190 Other Current Assets					
<b>Total Assets</b>		<b>\$11,881,992</b>	<b>\$1,684,151</b>		
0910 Deferred Outflows of Resources					
<b>Total Assets And Deferred Outflows Of Resources</b>		<b>\$11,881,992</b>	<b>\$1,684,151</b>		

Amounts Expressed in Whole Dollars

**Total Governmental Funds**

**Assets And Deferred Outflows Of Resources**

<b>Assets</b>	
0100 Cash and Cash Equivalents	74,077,259
0110 Investments	4,165,000
0120 Taxes Receivable	7,902,842
0130 Due From Other Funds	5,060,398
0141 Due From Other Governments	103,108
0142 State Revenue Receivable	9,351,330
0143 Federal Revenue Receivable	2,066,785
0145 Other Intergovernmental Revenue Receivable	
0146 Due from Primary Government	
0147 Due from Component Unit	
0150 Other Receivables	528,318
0170 Inventories	179,645
0180 Prepaid Expenses (Expenditures)	85,728
0190 Other Current Assets	39,981
<b>Total Assets</b>	<b>\$103,560,394</b>
0910 Deferred Outflows of Resources	
<b>Total Assets And Deferred Outflows Of Resources</b>	<b>\$103,560,394</b>

LEA : 120481002 Bethlehem Area SD

Printed 1/20/2021 1:12:01 PM

Amounts Expressed in Whole Dollars

	<u>General Fund</u> <u>(10)</u>	<u>Student Sponsored</u> <u>Activity Fund</u> <u>(21)</u>	<u>Public Purpose Trust</u> <u>(27)</u>	<u>Other Compt Approved</u> <u>(28)</u>	<u>Athletic / Activity</u> <u>(29)</u>
<b>Liabilities And Deferred Inflows Of Resources And Fund Balances</b>					
<b>Liabilities</b>					
0400 Due to Other Funds	5,683,690				
0411 Due to Other Governments	996,983				
0412 Due to Primary Government					
0413 Due to Component Unit					
0420 Accounts Payable	2,665,430				
0430 Contracts Payable					
0440 Current Portion of Long-Term Debt	369,114				
0450 Short-Term Payables					
0461 Accrued Salaries and Benefits	13,856,535				
0462 Payroll Deductions and Withholding	21,092,618				
0480 Unearned Revenues	104,494				
0490 Other Current Liabilities	4,664				
<b>Total Liabilities</b>	<b>\$44,773,528</b>				
0950 Deferred Inflows of Resources	6,579,568				
<b>Fund Balances</b>					
0810 Nonspendable Fund Balance	265,373				
0820 Restricted Fund Balance	64,379				
0830 Committed Fund Balance	12,000,000				
0840 Assigned Fund Balance	8,053,155				
0850 Unassigned Fund Balance	18,258,248				
<b>Total Fund Balances</b>	<b>\$38,641,155</b>				
<b>Total Liabilities, Deferred Inflows Of Resources And Fund Balances</b>	<b>\$89,994,251</b>				

LEA : 120481002 Bethlehem Area SD

Printed 1/20/2021 1:12:01 PM

Amounts Expressed in Whole Dollars	<u>Capital Reserve (690.</u> <u>1850)</u> <u>(31)</u>	<u>Capital Reserve (1431)</u> <u>(32)</u>	<u>Other Capital Projects</u> <u>Fund</u> <u>(39)</u>	<u>Debt Service</u> <u>(40)</u>	<u>Permanent</u> <u>(90)</u>
<b>Liabilities And Deferred Inflows Of Resources And Fund Balances</b>					
<b>Liabilities</b>					
0400 Due to Other Funds			10,001		
0411 Due to Other Governments					
0412 Due to Primary Government					
0413 Due to Component Unit					
0420 Accounts Payable		1,341,959			
0430 Contracts Payable					
0440 Current Portion of Long-Term Debt					
0450 Short-Term Payables					
0461 Accrued Salaries and Benefits					
0462 Payroll Deductions and Withholding					
0480 Unearned Revenues					
0490 Other Current Liabilities					
<b>Total Liabilities</b>		<b>\$1,341,959</b>	<b>\$10,001</b>		
0950 Deferred Inflows of Resources					
<b>Fund Balances</b>					
0810 Nonspendable Fund Balance					
0820 Restricted Fund Balance		10,540,033	1,674,150		
0830 Committed Fund Balance					
0840 Assigned Fund Balance					
0850 Unassigned Fund Balance					
<b>Total Fund Balances</b>		<b>\$10,540,033</b>	<b>\$1,674,150</b>		
<b>Total Liabilities, Deferred Inflows Of Resources And Fund Balances</b>		<b>\$11,881,992</b>	<b>\$1,684,151</b>		

LEA : 120481002 Bethlehem Area SD

Printed 1/20/2021 1:12:01 PM

Amounts Expressed in Whole Dollars

**Total Governmental Funds**

**Liabilities And Deferred Inflows Of Resources And Fund Balances**

<b>Liabilities</b>	
0400 Due to Other Funds	5,693,691
0411 Due to Other Governments	996,983
0412 Due to Primary Government	
0413 Due to Component Unit	
0420 Accounts Payable	4,007,389
0430 Contracts Payable	
0440 Current Portion of Long-Term Debt	369,114
0450 Short-Term Payables	
0461 Accrued Salaries and Benefits	13,856,535
0462 Payroll Deductions and Withholding	21,092,618
0480 Unearned Revenues	104,494
0490 Other Current Liabilities	4,664
<b>Total Liabilities</b>	<b>\$46,125,488</b>
0950 Deferred Inflows of Resources	6,579,568
<b>Fund Balances</b>	
0810 Nonspendable Fund Balance	265,373
0820 Restricted Fund Balance	12,278,562
0830 Committed Fund Balance	12,000,000
0840 Assigned Fund Balance	8,053,155
0850 Unassigned Fund Balance	18,258,248
<b>Total Fund Balances</b>	<b>\$50,855,338</b>
<b>Total Liabilities, Deferred Inflows Of Resources And Fund Balances</b>	<b>\$103,560,394</b>

Amounts Expressed in Whole Dollars	<u>General Fund</u> <u>(10)</u>	<u>Student Sponsored</u> <u>Activity Fund</u> <u>(21)</u>	<u>Public Purpose Trust</u> <u>(27)</u>	<u>Other Compt Approved</u> <u>(28)</u>	<u>Athletic / Activity</u> <u>(29)</u>
<b>Revenues</b>					
6000 Revenue from Local Sources	199,639,718				
7000 Revenue from State Sources	76,689,787				
8000 Revenue from Federal Sources	6,603,095				
<b>Total Revenues</b>	<b>\$282,932,600</b>				
<b>Expenditures</b>					
1000 Instruction	180,328,016				
2000 Support Services	73,368,577				
3000 Operation of Non-Instructional Services	3,647,590				
4000 Facilities Acquisition, Construction and Improvement Services	104,858				
5110 Debt Service	21,554,427				
5130 Refund of Prior Year Revenues / Receipts	31,465				
<b>Total Expenditures</b>	<b>\$279,034,933</b>				
<b>Excess (Deficiency) Of Revenues Over Expenditures</b>	<b>\$3,897,667</b>				
<b>Other Financing Sources (Uses)</b>					
9110 Face Value of Bonds Issued					
9120 Proceeds from Refunding of Bonds					
9130 Bond Premiums					
9200 Proceeds from Extended-Term Financing					
9300 Interfund Transfers - IN					
9400 Sale of or Compensation for Loss of Fixed Assets	95,493				
9710 Transfers from Component Units					
9720 Transfers from Primary Governments					
9910 Other Financing Sources Not Listed in the 9000 Series					
9990 Insurance Recoveries	769				
5120 Debt Service – Refunded Bonds					
5150 Bond Discounts					
5200 Interfund Transfers – Out	5,000,000				
5300 Transfers Out to Component Units/Primary Governments					
<b>Total Other Financing Sources (Uses)</b>	<b>(\$4,903,738)</b>				

Amounts Expressed in Whole Dollars	<u>Capital Reserve (690.1850)</u> <u>(31)</u>	<u>Capital Reserve (1431)</u> <u>(32)</u>	<u>Other Capital Projects</u> <u>Fund</u> <u>(39)</u>	<u>Debt Service</u> <u>(40)</u>	<u>Permanent</u> <u>(90)</u>
<b>Revenues</b>					
6000 Revenue from Local Sources		150,476	24,784		
7000 Revenue from State Sources					
8000 Revenue from Federal Sources					
<b>Total Revenues</b>		<b>\$150,476</b>	<b>\$24,784</b>		
<b>Expenditures</b>					
1000 Instruction					
2000 Support Services					
3000 Operation of Non-Instructional Services					
4000 Facilities Acquisition, Construction and Improvement Services		5,596,652	141,663		
5110 Debt Service		242,063			
5130 Refund of Prior Year Revenues / Receipts					
<b>Total Expenditures</b>		<b>\$5,838,715</b>	<b>\$141,663</b>		
<b>Excess (Deficiency) Of Revenues Over Expenditures</b>		<b>(\$5,688,239)</b>	<b>(\$116,879)</b>		
<b>Other Financing Sources (Uses)</b>					
9110 Face Value of Bonds Issued					
9120 Proceeds from Refunding of Bonds					
9130 Bond Premiums					
9200 Proceeds from Extended-Term Financing					
9300 Interfund Transfers - IN		5,000,000			
9400 Sale of or Compensation for Loss of Fixed Assets					
9710 Transfers from Component Units					
9720 Transfers from Primary Governments					
9910 Other Financing Sources Not Listed in the 9000 Series					
9990 Insurance Recoveries					
5120 Debt Service – Refunded Bonds					
5150 Bond Discounts					
5200 Interfund Transfers – Out					
5300 Transfers Out to Component Units/Primary Governments					
<b>Total Other Financing Sources (Uses)</b>		<b>\$5,000,000</b>			

Amounts Expressed in Whole Dollars	<u>Total Governmental Funds</u>
<b>Revenues</b>	
6000 Revenue from Local Sources	199,814,978
7000 Revenue from State Sources	76,689,787
8000 Revenue from Federal Sources	6,603,095
<b>Total Revenues</b>	<b>\$283,107,860</b>
<b>Expenditures</b>	
1000 Instruction	180,328,016
2000 Support Services	73,368,577
3000 Operation of Non-Instructional Services	3,647,590
4000 Facilities Acquisition, Construction and Improvement Services	5,843,173
5110 Debt Service	21,796,490
5130 Refund of Prior Year Revenues / Receipts	31,465
<b>Total Expenditures</b>	<b>\$285,015,311</b>
<b>Excess (Deficiency) Of Revenues Over Expenditures</b>	<b>(\$1,907,451)</b>
<b>Other Financing Sources (Uses)</b>	
9110 Face Value of Bonds Issued	
9120 Proceeds from Refunding of Bonds	
9130 Bond Premiums	
9200 Proceeds from Extended-Term Financing	
9300 Interfund Transfers - IN	5,000,000
9400 Sale of or Compensation for Loss of Fixed Assets	95,493
9710 Transfers from Component Units	
9720 Transfers from Primary Governments	
9910 Other Financing Sources Not Listed in the 9000 Series	
9990 Insurance Recoveries	769
5120 Debt Service – Refunded Bonds	
5150 Bond Discounts	
5200 Interfund Transfers – Out	5,000,000
5300 Transfers Out to Component Units/Primary Governments	
<b>Total Other Financing Sources (Uses)</b>	<b>\$96,262</b>

Amounts Expressed in Whole Dollars	<u>General Fund</u> <u>(10)</u>	<u>Student Sponsored</u> <u>Activity Fund</u> <u>(21)</u>	<u>Public Purpose Trust</u> <u>(27)</u>	<u>Other Compt Approved</u> <u>(28)</u>	<u>Athletic / Activity</u> <u>(29)</u>
<b>Special And Extraordinary Items</b>					
9920 Special Items – Gains					
9930 Extraordinary Items – Gains					
5520 Special Items – Losses					
5530 Extraordinary Items – Losses					
<b>Net Change In Fund Balances</b>	<b>(\$1,006,071)</b>				
<b>Fund Balance</b>					
0001 Fund Balance - Beginning of Fiscal Year	39,647,226				
<b>Fund Balance - End Of Year</b>	<b>\$38,641,155</b>				

Amounts Expressed in Whole Dollars	<u>Capital Reserve (690.</u> <u>1850)</u> <u>(31)</u>	<u>Capital Reserve (1431)</u> <u>(32)</u>	<u>Other Capital Projects</u> <u>Fund</u> <u>(39)</u>	<u>Debt Service</u> <u>(40)</u>	<u>Permanent</u> <u>(90)</u>
<b>Special And Extraordinary Items</b>					
9920 Special Items – Gains					
9930 Extraordinary Items – Gains					
5520 Special Items – Losses					
5530 Extraordinary Items – Losses					
<b>Net Change In Fund Balances</b>		<b>(\$688,239)</b>	<b>(\$116,879)</b>		
<b>Fund Balance</b>					
0001 Fund Balance - Beginning of Fiscal Year		11,228,272	1,791,030		
<b>Fund Balance - End Of Year</b>		<b>\$10,540,033</b>	<b>\$1,674,151</b>		

Amounts Expressed in Whole Dollars	<u>Total Governmental Funds</u>
<b>Special And Extraordinary Items</b>	
9920 Special Items – Gains	
9930 Extraordinary Items – Gains	
5520 Special Items – Losses	
5530 Extraordinary Items – Losses	
<b>Net Change In Fund Balances</b>	<b>(\$1,811,189)</b>
<b>Fund Balance</b>	
0001 Fund Balance - Beginning of Fiscal Year	52,666,528
<b>Fund Balance - End Of Year</b>	<b>\$50,855,339</b>

Amounts Expressed in Whole Dollars	<u>Food Service</u> <u>(51)</u>	<u>Child Care</u> <u>Operations</u> <u>(52)</u>	<u>Other Enterprise</u> <u>(58)</u>	<u>TOTAL</u>	<u>Internal Service</u> <u>(60)</u>
<b>Assets And Deferred Outflows Of Resources</b>					
<b>Current Assets</b>					
0100 Cash and Cash Equivalents	439,408	708,569		1,147,977	
0110 Investments					
0130 Due From Other Funds	442,786	240,245		683,031	
0141 Due From Other Governments					
0142 State Revenue Receivable	1,618			1,618	
0143 Federal Revenue Receivable	614,291			614,291	
0146 Due from Primary Government					
0147 Due from Component Unit					
0150 Other Receivables	192,497	89,592		282,089	
0170 Inventories	35,896			35,896	
0180 Prepaid Expenses (Expenditures)	42,256			42,256	
0190 Other Current Assets					
<b>Total Current Assets</b>	<b>\$1,768,752</b>	<b>\$1,038,406</b>		<b>\$2,807,158</b>	
<b>Noncurrent Assets</b>					
0211 Land					
0212 Site Improvements (Net)					
0220 Buildings and Building Improvements (Net)					
0230 Machinery, Equipment and Furniture (Net)	138,978			138,978	
0250 Construction in Progress					
0260 Long Term Prepayments					
0290 Other Noncurrent Assets					
<b>Total Noncurrent Assets</b>	<b>\$138,978</b>			<b>\$138,978</b>	
0910 Deferred Outflows of Resources	791,444	467,863		1,259,307	
<b>Total Assets And Deferred Outflows Of Resources</b>	<b>\$2,699,174</b>	<b>\$1,506,269</b>		<b>\$4,205,443</b>	

LEA : 120481002 Bethlehem Area SD

Printed 1/20/2021 1:12:12 PM

Page - 2 of 2

Amounts Expressed in Whole Dollars	<u>Food Service</u> <u>(51)</u>	<u>Child Care</u> <u>Operations</u> <u>(52)</u>	<u>Other Enterprise</u> <u>(58)</u>	<u>TOTAL</u>	<u>Internal Service</u> <u>(60)</u>
<b>Liabilities And Deferred Inflows Of Resources And Net Position</b>					
<b>Current Liabilities</b>					
0400 Due to Other Funds	29,891	17,110		47,001	
0411 Due to Other Governments					
0413 Due to Component Unit					
0420 Accounts Payable	46,298	20,905		67,203	
0430 Contracts Payable					
0440 Current Portion of Long-Term Debt					
0450 Short-Term Payables					
0461 Accrued Salaries and Benefits	28,721	42,170		70,891	
0462 Payroll Deductions and Withholding	3,133	25,278		28,411	
0480 Unearned Revenues	85,589			85,589	
0490 Other Current Liabilities	40,561	114,870		155,431	
<b>Total Current Liabilities</b>	<b>\$234,193</b>	<b>\$220,333</b>		<b>\$454,526</b>	
<b>Noncurrent Liabilities</b>					
0510 Bonds Payable					
0520 Extended-Term Financing Agreements Payable					
0530 Lease-Purchase Obligations					
0540 Accumulated Compensated Absences	90,454	91,592		182,046	
0550 Authority Lease Obligations					
0560 Other Post-Employment Benefits (OPEB)	420,287	239,704		659,991	
0570 Net Pension Liability	6,805,867	4,696,970		11,502,837	
0599 Other Noncurrent Liabilities					
<b>Total Noncurrent Liabilities</b>	<b>\$7,316,608</b>	<b>\$5,028,266</b>		<b>\$12,344,874</b>	
<b>Total Liabilities</b>	<b>\$7,550,801</b>	<b>\$5,248,599</b>		<b>\$12,799,400</b>	
0950 Deferred Inflows of Resources	191,453	103,154		294,607	
<b>Net Position</b>					
0791 Net Investment in Capital Assets	138,978			138,978	
0008 Restricted Net Position (0792 – 0798)					
0799 Unrestricted Net Position	(5,182,058)	(3,845,484)		(9,027,542)	
<b>Total Net Position</b>	<b>(\$5,043,080)</b>	<b>(\$3,845,484)</b>		<b>(\$8,888,564)</b>	
<b>Total Liabilities And Deferred Inflows Of Resources And Net Position</b>	<b>\$2,699,174</b>	<b>\$1,506,269</b>		<b>\$4,205,443</b>	

Amounts Expressed in Whole Dollars	<u>Food Service</u> <u>(51)</u>	<u>Child Care Operations</u> <u>(52)</u>	<u>Other Enterprise</u> <u>(58)</u>	<u>TOTAL</u>	<u>Internal Service</u> <u>(60)</u>
<b>Operating Revenues</b>					
6600 Food Service Revenue	1,300,336			1,300,336	
0071 Charges for Services		1,231,920		1,231,920	
0072 Other Operating Revenue	98	651,689		651,787	
<b>Total Operating Revenues</b>	<b>\$1,300,434</b>	<b>\$1,883,609</b>		<b>\$3,184,043</b>	
<b>Operating Expenses</b>					
100 Personnel Services – Salaries	2,085,337	1,136,790		3,222,127	
200 Personnel Services – Employee Benefits	1,517,648	1,001,216		2,518,864	
300 Purchased Professional and Technical Services		892		892	
400 Purchased Property Services	48,218	1,663		49,881	
500 Other Purchased Services	2,816,876	1,643		2,818,519	
600 Supplies	478,138	6,851		484,989	
740 Depreciation	25,017			25,017	
810 Dues and Fees	5,003	4,667		9,670	
890 Miscellaneous Expenditures					
<b>Total Operating Expenses</b>	<b>\$6,976,237</b>	<b>\$2,153,722</b>		<b>\$9,129,959</b>	
<b>Operating Income (Loss)</b>	<b>(\$5,675,803)</b>	<b>(\$270,113)</b>		<b>(\$5,945,916)</b>	
<b>Non Operating Revenues (Expenses)</b>					
6500 Earnings on Investments	10,971	11,230		22,201	
6920 Contributions and Donations from Private Sources	77,627	971		78,598	
6930 Gains or Losses on Sale of Fixed Assets					
6991 Refunds of a Prior Year Expenditure					
7000 Revenue from State Sources	599,116	288,542		887,658	
8000 Revenue from Federal Sources	4,918,260	48,100		4,966,360	
9990 Insurance Recoveries					
820 Claims and Judgments Against the LEA					
830 Interest					
<b>TOTAL Non Operating Revenues (Expenses)</b>	<b>\$5,605,974</b>	<b>\$348,843</b>		<b>\$5,954,817</b>	
<b>Income (Loss) Before Contributions And Transfers</b>	<b>(\$69,829)</b>	<b>\$78,730</b>		<b>\$8,901</b>	

Amounts Expressed in Whole Dollars	<u>Food Service</u> <u>(51)</u>	<u>Child Care Operations</u> <u>(52)</u>	<u>Other Enterprise</u> <u>(58)</u>	<u>TOTAL</u>	<u>Internal Service</u> <u>(60)</u>
<b>Contributions, Transfers, and Special and Extraordinary Items</b>					
5200 Interfund Transfers – Out					
5300 Transfers Out to Component Units/Primary Governments					
5520 Special Items – Losses					
5530 Extraordinary Items – Losses					
9300 Interfund Transfers - IN					
9500 Capital Contributions					
9700 Transfers IN From Component Units/Primary Governments					
9920 Special Items – Gains					
9930 Extraordinary Items – Gains					
<b>Change In Net Position</b>	<b>(\$69,829)</b>	<b>\$78,730</b>		<b>\$8,901</b>	
0002 Net Position - Beginning of Fiscal Year	(4,973,251)	(3,924,214)		(8,897,465)	
0003 Accounting Changes / Residual Equity Transfers					
<b>Net Position - End Of Year</b>	<b>(\$5,043,080)</b>	<b>(\$3,845,484)</b>		<b>(\$8,888,564)</b>	

LEA : 120481002 Bethlehem Area SD

Printed 1/20/2021 1:12:24 PM

Amounts Expressed in Whole Dollars	<u>Food Service</u> <u>(51)</u>	<u>Child Care Operations</u> <u>(52)</u>	<u>Other Enterprise</u> <u>(58)</u>	<u>TOTAL</u>	<u>Internal Service(60)</u>
<b>Cash Flows From Operating Activities</b>					
0011 Cash Receipts From Users	1,452,562	1,199,742		2,652,304	
0012 Cash Receipts From Assessments Made to Other Funds					
0013 Cash Receipts From Earnings on Investments					
0014 Cash Receipts From Other Operating Revenue	98	652,320		652,418	
0015 Cash Payments To Employees For Services	3,552,873	2,090,373		5,643,246	
0016 Cash Payments For Insurance Claims					
0017 Cash Payments To Suppliers For Goods and Services	3,288,510	276,805		3,565,315	
0018 Cash Payments For Other Operating Expenses	5,003	4,667		9,670	
<b>Net Cash Provided By (Used For) Operating Activities</b>	<b>(\$5,393,726)</b>	<b>(\$519,783)</b>		<b>(\$5,913,509)</b>	
<b>Cash Flows From Non-Capital Financing Activities</b>					
0021 Receipts From Local Sources - 6000	77,627	971		78,598	
0022 Receipts From State Sources - 7000	629,106	288,542		917,648	
0023 Receipts From Federal Sources -8000	4,640,611	48,100		4,688,711	
0024 Notes and Loans Received (Repaid)					
0025 Interest Paid on Notes/Loans - 5100-830					
0026 Operating Transfers In (Out)/Residual Equity Trans					
0027 Operating Transfers In (Out) Primary Government / Comp Unit					
0028 Receipts From Refund of Prior Year Expenditures - 6991					
0029 Special and Extraordinary Gains (losses)					
0030 Receipts from Insurance Recoveries -9990					
<b>Net Cash Prov By (Used for) Non-Capital Financing Activities</b>	<b>\$5,347,344</b>	<b>\$337,613</b>		<b>\$5,684,957</b>	
<b>Cash Flows From Capital and Related Financing Activities</b>					
0031 Payments For Fac Acq, Const, and Imp - 4000	(77,627)			(77,627)	
0032 Gain / (Loss) on Sale of Fixed Assets - 6930					
0033 Proceeds From Extended Term Financing - 9200					
0034 Principal Paid on Financing Agreements					
0035 Interest Paid on Financing Agreements - 5100-830					
0036 (Inc) Dec in Contributed Capital					
<b>Net Cash Prov By (Used for) Capital and Related Financing Activities</b>	<b>(\$77,627)</b>			<b>(\$77,627)</b>	
<b>Cash Flows From Investing Activities</b>					
0041 Earnings on Investments - 6500	10,971	11,230		22,201	
0042 Purchase of Inv Securities / Deposits to Inv Pools					
0043 Receipts From Investment Pool Withdrawals					
0044 Proceeds from Sale and Maturity of Inv Securities					

LEA : 120481002 Bethlehem Area SD

Printed 1/20/2021 1:12:24 PM

0045 Loans Received (Paid)

<b>Net Cash Prov By (Used for) Investing Activities</b>	<b>\$10,971</b>	<b>\$11,230</b>	<b>\$22,201</b>
---	-----------------	-----------------	-----------------

LEA : 120481002 Bethlehem Area SD

Printed 1/20/2021 1:12:24 PM

	<u>Food Service</u> <u>(51)</u>	<u>Child Care Operations</u> <u>(52)</u>	<u>Other Enterprise</u> <u>(58)</u>	<u>TOTAL</u>	<u>Internal Service</u> <u>(60)</u>
<b>Net Increase (Decrease) in Cash Flows</b>	<b>(113,038)</b>	<b>(170,940)</b>		<b>(283,978)</b>	
0004 Cash and Cash Equivalents Beginning of Year	552,446	879,509		1,431,955	
<b>Cash and Cash Equivalents at Year End</b>	<b>\$439,408</b>	<b>\$708,569</b>		<b>\$1,147,977</b>	
<hr/>					
<b>Reconciliation of Operating Income (Loss) To Net Cash Provided by (Used For) Operating Activities</b>					
0005 Operating Income (Loss) per REP	(5,675,803)	(270,113)		(5,945,916)	
<b>Adjustments</b>					
0051 Depreciation and Net Amortization	25,017			25,017	
0052 Provision for Uncollectible Accounts					
0053 Other Adjustments	62,212	(333,429)		(271,217)	
<b>Effect of Changes in Assets, Liabilities, Deferred Outflows and Deferred Inflows</b>					
0054 (Inc) Dec In Accounts Receivable (0120-0150)	75,792	(28,236)		47,556	
0055 Advances to Other Funds (0160)	76,434	(4,012)		72,422	
0056 (Inc) Dec in Inventories (0170)	64,727			64,727	
0057 (Inc) Dec in Prepaid Expenses (0180)	(42,256)	701		(41,555)	
0058 (Inc) Dec in Other Current or Noncurrent Assets					
0064 Deferred Outflows (0910)	89,871	70,510		160,381	
0059 Inc (Dec) in Accounts Payable (0400-0450)	(110,771)	18,882		(91,889)	
0060 Inc (Dec) in Accrued Salaries/Benefits (0461)	14,220	489		14,709	
0065 Inc (Dec) in Net Pension Liabilities (0570)	(174,276)	(100,508)		(274,784)	
0066 Inc (Dec) in Other Postemp Benefit Oblig (0560)	(13,564)	(15,987)		(29,551)	
0061 Inc (Dec) in Payroll Deductions/Withholding (0462)					
0062 Inc (Dec) in Unearned Revenue (0480)					
0063 Inc (Dec) in Other Current or Noncurrent Liabilities	38,554	48,791		87,345	
0067 Deferred Inflows (0950)	176,117	93,129		269,246	
<b>Total Adjustments</b>	<b>\$282,077</b>	<b>(\$249,670)</b>		<b>\$32,407</b>	
<b>Cash Provided By (Used for) Total</b>	<b>(\$5,393,726)</b>	<b>(\$519,783)</b>		<b>(\$5,913,509)</b>	

COMBINED STATEMENT OF CASH FLOWS  
SCHEDULE OF NONCASH INVESTING, CAPITAL, AND FINANCING ACTIVITIES

Explanation of Transaction and Balance Sheet Effect	Amount
<b>Total</b>	

LEA : 120481002 Bethlehem Area SD

Printed 1/20/2021 1:12:27 PM

Amounts Expressed in Whole Dollars

	<u>Private Purpose Trust</u> <u>(71)</u>	<u>Investment Trust</u> <u>(72)</u>	<u>Pension Trust</u> <u>(73)</u>	<u>Student Activity Custodial</u> <u>(81)</u>
<b>Assets And Deferred Outflows Of Resources</b>				
<b>Assets</b>				
0100 Cash and Cash Equivalents	298,558		30,363,152	669,657
0110 Investments	1,903			
0130 Due From Other Funds	90			659
0140 Due from Other Governments, Primary Government and Component Units				
0150 Other Receivables	600		1,095,884	34,192
0170 Inventories				
0180 Prepaid Expenses (Expenditures)				
0190 Other Current Assets				
0220 Buildings and Building Improvements (Net)				
0230 Machinery, Equipment and Furniture (Net)				
<b>Total Assets</b>	<b>\$301,151</b>		<b>\$31,459,036</b>	<b>\$704,508</b>
0910 Deferred Outflows of Resources				
<b>Total Assets And Deferred Outflows Of Resources</b>	<b>\$301,151</b>		<b>\$31,459,036</b>	<b>\$704,508</b>

LEA : 120481002 Bethlehem Area SD

Printed 1/20/2021 1:12:27 PM

Amounts Expressed in Whole Dollars

Other Custodial      Fiduciary Component Units      Total Fiduciary Funds  
(89)                                      (98)

**Assets And Deferred Outflows Of Resources**

**Assets**

0100 Cash and Cash Equivalents		31,331,367
0110 Investments		1,903
0130 Due From Other Funds		749
0140 Due from Other Governments, Primary Government and Component Units		
0150 Other Receivables		1,130,676
0170 Inventories		
0180 Prepaid Expenses (Expenditures)		
0190 Other Current Assets		
0220 Buildings and Building Improvements (Net)		
0230 Machinery, Equipment and Furniture (Net)		

**Total Assets** **\$32,464,695**

0910 Deferred Outflows of Resources

**Total Assets And Deferred Outflows Of Resources** **\$32,464,695**

LEA : 120481002 Bethlehem Area SD

Printed 1/20/2021 1:12:27 PM

Amounts Expressed in Whole Dollars	<u>Private Purpose Trust</u> (71)	<u>Investment Trust</u> (72)	<u>Pension Trust</u> (73)	<u>Student Activity Custodial</u> (81)
<b>Liabilities, Deferred Inflows Of Resources And Net Position</b>				
<b>Liabilities</b>				
0400 Due to Other Funds			2,182	1,304
0410 Due to Other Governments, Primary Government and Component Units				
0420 Accounts Payable	101,495		2,180,569	28,803
0430 Contracts Payable				
0450 Short-Term Payables				
0460 Payroll Accruals and Withholdings				
0480 Unearned Revenues				
0490 Other Current Liabilities			44,817	674,401
<b>Total Liabilities</b>	<b>\$101,495</b>		<b>\$2,227,568</b>	<b>\$704,508</b>
0950 Deferred Inflows of Resources				
<b>Net Position</b>				
0791 Net Investment in Capital Assets				
0009 Restricted Net Position (0792 – 0798)				
0799 Unrestricted Net Position	199,656		29,231,468	
<b>Total Net Position</b>	<b>\$199,656</b>		<b>\$29,231,468</b>	
<b>Total Liabilities, Deferred Inflows Of Resources And Net Position</b>	<b>\$301,151</b>		<b>\$31,459,036</b>	<b>\$704,508</b>

LEA : 120481002 Bethlehem Area SD

Printed 1/20/2021 1:12:27 PM

Amounts Expressed in Whole Dollars

Other Custodial  
(89)

Fiduciary Component Units  
(98)

Total Fiduciary Funds

**Liabilities, Deferred Inflows Of Resources And Net Position**

**Liabilities**

0400 Due to Other Funds			3,486
0410 Due to Other Governments, Primary Government and Component Units			
0420 Accounts Payable			2,310,867
0430 Contracts Payable			
0450 Short-Term Payables			
0460 Payroll Accruals and Withholdings			
0480 Unearned Revenues			
0490 Other Current Liabilities			719,218

**Total Liabilities** **\$3,033,571**

0950 Deferred Inflows of Resources

**Net Position**

0791 Net Investment in Capital Assets			
0009 Restricted Net Position (0792 – 0798)			
0799 Unrestricted Net Position			29,431,124

**Total Net Position** **\$29,431,124**

**Total Liabilities, Deferred Inflows Of Resources And Net Position** **\$32,464,695**

Amounts Expressed in Whole Dollars	<u>Private Purpose Trust</u> <u>(71)</u>	<u>Investment Trust</u> <u>(72)</u>	<u>Pension Trust</u> <u>(73)</u>	<u>Student Activity</u> <u>Custodial</u> <u>(81)</u>	<u>Other Custodial</u> <u>(89)</u>	<u>Fiduciary Component</u> <u>Units</u> <u>(98)</u>
<b>Additions</b>						
0091 Gifts and Contributions	100,791		27,873,437			
0095 Net Investment Earnings	2,853		358,656			
0092 Other Additions			633,339			
<b>Deductions</b>						
0093 Scholarships Awarded	109,420					
0094 Other Deductions			25,910,319			
<b>Change In Net Position</b>	<b>(\$5,776)</b>		<b>\$2,955,113</b>			
0006 Net Position – Beginning of Fiscal Year	205,432		26,276,355			
0007 Net Position Held in Trust for Pension Benefits						
<b>Net Position - End of Fiscal Year</b>	<b>\$199,656</b>		<b>\$29,231,468</b>			

Amounts Expressed in Whole Dollars	<u>Total Fiduciary Funds</u>
<b>Additions</b>	
0091 Gifts and Contributions	27,974,228
0095 Net Investment Earnings	361,509
0092 Other Additions	633,339
<b>Deductions</b>	
0093 Scholarships Awarded	109,420
0094 Other Deductions	25,910,319
<b>Change in Net Position</b>	<b>\$2,949,337</b>
0006 Net Position – Beginning of Fiscal Year	26,481,787
0007 Net Position Held in Trust for Pension Benefits	
<b>Net Position - End of Fiscal Year</b>	<b>\$29,431,124</b>

	<u>Revenue Reported In Current Year</u>	<u>Current Year Tax Accrual</u>	<u>Prior Year Tax Accrual</u>	<u>Taxes Collected In Current Year</u>
<b><u>Revenue from Local Sources</u></b>				
6111 Current Real Estate Taxes	164,480,085.21			164,480,085.21
6112 Interim Real Estate Taxes	1,625,488.13			1,625,488.13
6113 Public Utility Realty Taxes	171,240.61			171,240.61
6114 Payments in Lieu of Current Taxes - State / Local	323,653.95			323,653.95
6120 Current Per Capita Taxes, Section 679	245,281.29			245,281.29
6141 Current Act 511 Per Capita Taxes	245,281.30			245,281.30
6143 Current Act 511 Local Services Taxes	351,697.46			351,697.46
6151 Current Act 511 Earned Income Taxes	15,276,241.10			15,276,241.10
6153 Current Act 511 Real Estate Transfer Taxes	3,240,695.06			3,240,695.06
6157 Current Act 511 Mercantile Taxes	3,323,625.12			3,323,625.12
6411 Delinquent Real Estate Taxes	3,833,409.38			3,833,409.38
6420 Delinquent Per Capita Taxes, Section 679	395,377.72			395,377.72
6457 Delinquent Act 511 Mercantile Taxes	836,733.53			836,733.53
6500 Earnings on Investments	1,766,172.40			
6700 Revenues from LEA Activities	168,077.31			
6832 Federal IDEA Revenue Received as Pass Through	1,963,835.82			
6839 Federal Revenue Received from Other Sources	1,689.60			
6910 Rentals	152,173.81			
6920 Contributions and Donations from Private Sources	368,558.85			
6942 Summer School Tuition	14,266.00			
6944 Receipts from Other LEAs in Pennsylvania - Education	430,497.89			
6980 Revenue from Community Services Activities	2,750.00			
6991 Refunds of a Prior Year Expenditure	175,787.44			
6999 Other Revenues Not Specified Above	247,099.01			
<b>TOTAL Revenue from Local Sources</b>	<b>\$199,639,717.99</b>			<b>\$194,348,809.86</b>

**Revenue Reported  
In Current Year**

**Revenue from State Sources**

7111 Basic Education Funding-Formula	33,971,899.15		
7112 Basic Education Funding-Social Security	3,792,236.48		
7160 Tuition for Orphans Subsidy	439,757.97		
7250 Migratory Children	400.00		
7271 Special Education funds for School-Aged Pupils	8,028,584.52		
7292 Pre-K Counts	862,182.60		
7311 Pupil Transportation Subsidy	1,657,611.64		
7312 Nonpublic and Charter School Pupil Transportation Subsidy	1,183,875.00		
7320 Rental and Sinking Fund Payments / Building Reimbursement Subsidy	1,529,796.97		
7330 Health Services (Medical, Dental, Nurse, Act 25)	319,520.56		
7340 State Property Tax Reduction Allocation	4,752,634.16		
7369 Other Safe School Grants	69,990.00		
7505 Ready to Learn Block Grant	1,797,733.00		
7599 Other State Revenue Not Listed Elsewhere in the 7000 Series	145,657.50		
7820 State Share of Retirement Contributions	18,137,907.68		
<b>TOTAL Revenue from State Sources</b>	<b>\$76,689,787.23</b>		

**Revenue Reported  
In Current Year**

**Revenue from Federal Sources**

8110 Payments for Federally Impacted Areas	56,963.18			
8310 Payments for Federally Impacted Areas - P.L. 81-815	72,272.00			
8514 NCLB, Title I - Improving the Academic Achievement of the Disadvantaged	4,526,042.80			
8515 NCLB, Title II - Preparing, Training and Recruiting High Quality Teachers and Principals	508,917.71			
8516 NCLB, Title III - Language Instruction for Limited English Proficient and Immigrant Students	178,685.39			
8517 NCLB, Title IV - 21St Century Schools	347,952.53			
8580 Child Care and Development Block Grants	164,581.00			
8810 School-Based Access Medicaid Reimbursement Program (SBAP) Reimbursements (Access)	638,764.06			
8820 Medical Assistance Reimbursement for Administrative Claiming (Quarterly) Program	108,916.74			
<b>TOTAL Revenue from Federal Sources</b>	<b>\$6,603,095.41</b>			

Revenue Reported  
In Current Year

**Other Financing Sources**

9400 Sale of or Compensation for Loss of Fixed Assets	95,493.00		
9990 Insurance Recoveries	768.72		
<b>TOTAL Other Financing Sources</b>	<b>\$96,261.72</b>		
<b>TOTAL FROM ALL SOURCES</b>	<b>\$283,028,862.35</b>		<b>\$194,348,809.86</b>

LEA : 120481002 Bethlehem Area SD

Printed 1/20/2021 1:12:37 PM

	<u>General Fund (10)</u>	<u>Student Sponsored Activity Fund (21)</u>	<u>Public Purpose Trust (27)</u>	<u>Other Compt Approved (28)</u>	<u>Athletic / Activity (29)</u>	<u>Capital Reserve (690, 1850) (31)</u>
<b>6000 Revenue from Local Sources</b>						
6111 Current Real Estate Taxes	164,480,085.21					
6112 Interim Real Estate Taxes	1,625,488.13					
6113 Public Utility Realty Taxes	171,240.61					
6114 Payments in Lieu of Current Taxes - State / Local	323,653.95					
6120 Current Per Capita Taxes, Section 679	245,281.29					
6141 Current Act 511 Per Capita Taxes	245,281.30					
6143 Current Act 511 Local Services Taxes	351,697.46					
6151 Current Act 511 Earned Income Taxes	15,276,241.10					
6153 Current Act 511 Real Estate Transfer Taxes	3,240,695.06					
6157 Current Act 511 Mercantile Taxes	3,323,625.12					
6411 Delinquent Real Estate Taxes	3,833,409.38					
6420 Delinquent Per Capita Taxes, Section 679	395,377.72					
6457 Delinquent Act 511 Mercantile Taxes	836,733.53					
6500 Earnings on Investments	1,766,172.40					
6700 Revenues from LEA Activities	168,077.31					
6832 Federal IDEA Revenue Received as Pass Through	1,963,835.82					
6839 Federal Revenue Received from Other Sources	1,689.60					
6910 Rentals	152,173.81					
6920 Contributions and Donations from Private Sources	368,558.85					
6942 Summer School Tuition	14,266.00					
6944 Receipts from Other LEAs in Pennsylvania - Education	430,497.89					
6980 Revenue from Community Services Activities	2,750.00					
6991 Refunds of a Prior Year Expenditure	175,787.44					
6999 Other Revenues Not Specified Above	247,099.01					
<b>6000 Total Revenue from Local Sources</b>	<b>\$199,639,717.99</b>					
<b>7000 Revenue from State Sources</b>						
7111 Basic Education Funding-Formula	33,971,899.15					
7112 Basic Education Funding-Social Security	3,792,236.48					
7160 Tuition for Orphans Subsidy	439,757.97					
7250 Migratory Children	400.00					
7271 Special Education funds for School-Aged Pupils	8,028,584.52					
7292 Pre-K Counts	862,182.60					
7311 Pupil Transportation Subsidy	1,657,611.64					
7312 Nonpublic and Charter School Pupil Transportation Subsidy	1,183,875.00					
7320 Rental and Sinking Fund Payments / Building Reimbursement Subsidy	1,529,796.97					

LEA : 120481002 Bethlehem Area SD

Printed 1/20/2021 1:12:37 PM

	<u>Capital Reserve</u> <u>(1431) (32)</u>	<u>Other Capital</u> <u>Projects Fund (39)</u>	<u>Debt Service (40)</u>	<u>Permanent (90)</u>	<u>Total</u>
<b>6000 Revenue from Local Sources</b>					
6111 Current Real Estate Taxes					164,480,085.21
6112 Interim Real Estate Taxes					1,625,488.13
6113 Public Utility Realty Taxes					171,240.61
6114 Payments in Lieu of Current Taxes - State / Local					323,653.95
6120 Current Per Capita Taxes, Section 679					245,281.29
6141 Current Act 511 Per Capita Taxes					245,281.30
6143 Current Act 511 Local Services Taxes					351,697.46
6151 Current Act 511 Earned Income Taxes					15,276,241.10
6153 Current Act 511 Real Estate Transfer Taxes					3,240,695.06
6157 Current Act 511 Mercantile Taxes					3,323,625.12
6411 Delinquent Real Estate Taxes					3,833,409.38
6420 Delinquent Per Capita Taxes, Section 679					395,377.72
6457 Delinquent Act 511 Mercantile Taxes					836,733.53
6500 Earnings on Investments	150,476.34	24,783.92			1,941,432.66
6700 Revenues from LEA Activities					168,077.31
6832 Federal IDEA Revenue Received as Pass Through					1,963,835.82
6839 Federal Revenue Received from Other Sources					1,689.60
6910 Rentals					152,173.81
6920 Contributions and Donations from Private Sources					368,558.85
6942 Summer School Tuition					14,266.00
6944 Receipts from Other LEAs in Pennsylvania - Education					430,497.89
6980 Revenue from Community Services Activities					2,750.00
6991 Refunds of a Prior Year Expenditure					175,787.44
6999 Other Revenues Not Specified Above					247,099.01
<b>6000 Total Revenue from Local Sources</b>	<b>\$150,476.34</b>	<b>\$24,783.92</b>			<b>\$199,814,978.25</b>
<b>7000 Revenue from State Sources</b>					
7111 Basic Education Funding-Formula					33,971,899.15
7112 Basic Education Funding-Social Security					3,792,236.48
7160 Tuition for Orphans Subsidy					439,757.97
7250 Migratory Children					400.00
7271 Special Education funds for School-Aged Pupils					8,028,584.52
7292 Pre-K Counts					862,182.60
7311 Pupil Transportation Subsidy					1,657,611.64
7312 Nonpublic and Charter School Pupil Transportation Subsidy					1,183,875.00
7320 Rental and Sinking Fund Payments / Building Reimbursement Subsidy					1,529,796.97

LEA : 120481002 Bethlehem Area SD

Printed 1/20/2021 1:12:37 PM

	<u>General Fund (10)</u>	<u>Student Sponsored Activity Fund (21)</u>	<u>Public Purpose Trust (27)</u>	<u>Other Compt Approved (28)</u>	<u>Athletic / Activity (29)</u>	<u>Capital Reserve (690, 1850) (31)</u>
<b>7000 Revenue from State Sources</b>						
7330 Health Services (Medical, Dental, Nurse, Act 25)	319,520.56					
7340 State Property Tax Reduction Allocation	4,752,634.16					
7369 Other Safe School Grants	69,990.00					
7505 Ready to Learn Block Grant	1,797,733.00					
7599 Other State Revenue Not Listed Elsewhere in the 7000 Series	145,657.50					
7820 State Share of Retirement Contributions	18,137,907.68					
<b>7000 Total Revenue from State Sources</b>	<b>\$76,689,787.23</b>					
<b>8000 Revenue from Federal Sources</b>						
8110 Payments for Federally Impacted Areas	56,963.18					
8310 Payments for Federally Impacted Areas - P.L. 81-815	72,272.00					
8514 NCLB, Title I - Improving the Academic Achievement of the Disadvantaged	4,526,042.80					
8515 NCLB, Title II - Preparing, Training and Recruiting High Quality Teachers and Principals	508,917.71					
8516 NCLB, Title III - Language Instruction for Limited English Proficient and Immigrant Students	178,685.39					
8517 NCLB, Title IV - 21st Century Schools	347,952.53					
8580 Child Care and Development Block Grants	164,581.00					
8810 School-Based Access Medicaid Reimbursement Program (SBAP) Reimbursements (Access)	638,764.06					
8820 Medical Assistance Reimbursement for Administrative Claiming (Quarterly) Program	108,916.74					
<b>8000 Total Revenue from Federal Sources</b>	<b>\$6,603,095.41</b>					
<b>9000 Other Financing Sources</b>						
9310 General Fund Transfers						
9400 Sale of or Compensation for Loss of Fixed Assets	95,493.00					
9990 Insurance Recoveries	768.72					
<b>9000 Total Other Financing Sources</b>	<b>\$96,261.72</b>					
<b>Total From All Sources</b>	<b>\$283,028,862.35</b>					

LEA : 120481002 Bethlehem Area SD

Printed 1/20/2021 1:12:37 PM

	<u>Capital Reserve</u> <u>(1431) (32)</u>	<u>Other Capital</u> <u>Projects Fund (39)</u>	<u>Debt Service (40)</u>	<u>Permanent (90)</u>	<u>Total</u>
<b>7000 Revenue from State Sources</b>					
7330 Health Services (Medical, Dental, Nurse, Act 25)					319,520.56
7340 State Property Tax Reduction Allocation					4,752,634.16
7369 Other Safe School Grants					69,990.00
7505 Ready to Learn Block Grant					1,797,733.00
7599 Other State Revenue Not Listed Elsewhere in the 7000 Series					145,657.50
7820 State Share of Retirement Contributions					18,137,907.68
<b>7000 Total Revenue from State Sources</b>					<b>\$76,689,787.23</b>
<b>8000 Revenue from Federal Sources</b>					
8110 Payments for Federally Impacted Areas					56,963.18
8310 Payments for Federally Impacted Areas - P.L. 81-815					72,272.00
8514 NCLB, Title I - Improving the Academic Achievement of the Disadvantaged					4,526,042.80
8515 NCLB, Title II - Preparing, Training and Recruiting High Quality Teachers and Principals					508,917.71
8516 NCLB, Title III - Language Instruction for Limited English Proficient and Immigrant Students					178,685.39
8517 NCLB, Title IV - 21st Century Schools					347,952.53
8580 Child Care and Development Block Grants					164,581.00
8810 School-Based Access Medicaid Reimbursement Program (SBAP) Reimbursements (Access)					638,764.06
8820 Medical Assistance Reimbursement for Administrative Claiming (Quarterly) Program					108,916.74
<b>8000 Total Revenue from Federal Sources</b>					<b>\$6,603,095.41</b>
<b>9000 Other Financing Sources</b>					
9310 General Fund Transfers	5,000,000.00				5,000,000.00
9400 Sale of or Compensation for Loss of Fixed Assets					95,493.00
9990 Insurance Recoveries					768.72
<b>9000 Total Other Financing Sources</b>	<b>\$5,000,000.00</b>				<b>\$5,096,261.72</b>
<b>Total From All Sources</b>	<b>\$5,150,476.34</b>	<b>\$24,783.92</b>			<b>\$288,204,122.61</b>

	<u>General Fund (10)</u>	<u>Student Sponsored Activity Fund (21)</u>	<u>Public Purpose Trust (27)</u>	<u>Other Compt Approved (28)</u>	<u>Athletic / Activity (29)</u>	<u>Capital Reserve (690. 1850) (31)</u>
Revenue from Local Sources	199,639,717.99					
Revenue from State Sources	76,689,787.23					
Revenue from Federal Sources	6,603,095.41					
Other Financing Sources	96,261.72					
<b>Total From All Sources</b>	<b>\$283,028,862.35</b>					

LEA : 120481002 Bethlehem Area SD

Printed 1/20/2021 1:12:42 PM

	<u>Capital Reserve (1431)</u> <u>(32)</u>	<u>Other Capital Projects</u> <u>Fund (39)</u>	<u>Debt Service (40)</u>	<u>Permanent (90)</u>	<u>Total</u>
Revenue from Local Sources	150,476.34	24,783.92			199,814,978.25
Revenue from State Sources					76,689,787.23
Revenue from Federal Sources					6,603,095.41
Other Financing Sources	5,000,000.00				5,096,261.72
<b>Total From All Sources</b>	<b>\$5,150,476.34</b>	<b>\$24,783.92</b>			<b>\$288,204,122.61</b>

LEA : 120481002 Bethlehem Area SD

Printed 1/20/2021 1:12:46 PM

General Fund (10)

1000 Instruction	<u>Total</u>
<b>100 Personnel Services – Salaries</b>	
100 Personnel Services – Salaries	72,143,637.27
<b>Total Personnel Services – Salaries</b>	<b>\$72,143,637.27</b>
<b>200 Personnel Services – Employee Benefits</b>	
210 Group Insurance – Contracted Provider	245,650.64
220 Social Security Contributions	5,392,633.33
230 PSERS Retirement Contributions	24,751,127.62
240 Tuition Reimbursement	7,740.00
250 Unemployment Compensation	32,468.47
260 Workers' Compensation	865,529.13
270 Group Insurance – Self-Insurance	15,129,136.00
280 Other Post-Employment Benefits (OPEB)	462,022.50
299 All Other Employee Benefits	91,421.00
<b>Total Personnel Services – Employee Benefits</b>	<b>\$46,977,728.69</b>
<b>300 Purchased Professional and Technical Services</b>	
322 Professional Educational Services – Ius	11,687,041.84
323 Professional Educational Services – Other Educational Agencies	2,849.94
329 Professional Educational Services – Other	1,309,187.49
330 Other Professional Services	43,278.85
340 Technical Services	26,220.00
350 Security / Safety Services	5,918.00
360 Employee Training and Development Services	4,210.00
<b>Total Purchased Professional and Technical Services</b>	<b>\$13,078,706.12</b>
<b>400 Purchased Property Services</b>	
410 Cleaning Services	1,546.14
430 Repairs and Maintenance Services	535,484.06
440 Rentals	192,002.29
<b>Total Purchased Property Services</b>	<b>\$729,032.49</b>
<b>500 Other Purchased Services</b>	
510 Student Transportation Services	2,379.00
530 Communications	718.71
550 Printing and Binding	855.49
561 Tuition To Other School Districts Within the State	572,268.61
562 Tuition To Pennsylvania Charter Schools	29,854,386.53
563 Tuition To Nonpublic Schools	752,017.18
564 Tuition To Career and Technology Centers	8,153,557.74
566 Tuition To Institutions of Higher Education and Technical Institutes	2,432,052.92
567 Tuition To Approved Private Schools (APS) and PA Chartered Schools for the Deaf and Blind	131,419.80
568 Tuition To Private Residential Rehabilitative Institutions (PRRI) [In-State] and Detention Centers	115,238.54
580 Travel	8,653.86
594 IU Payment By Withholding for Institutionalized Children's Programs – Special Classes	469.71
<b>Total Other Purchased Services</b>	<b>\$42,024,018.09</b>
<b>600 Supplies</b>	
610 General Supplies	1,074,983.18

LEA : 120481002 Bethlehem Area SD

Printed 1/20/2021 1:12:46 PM

**General Fund (10)**

	<u>Total</u>
<b>1000 Instruction</b>	
<b>600 Supplies</b>	
620 Energy	18,553.05
630 Food	8,014.80
640 Books and Periodicals	352,733.39
650 Supplies & Fees – Technology Related	3,846,486.19
<b>Total Supplies</b>	<b>\$5,300,770.61</b>
<b>700 Property</b>	
752 Capital Equipment – Original and Additional	6,950.00
756 Capitalized Technology Equipment– Original	10,885.56
762 Capitalized Equipment - Replacement	34,615.00
766 Capitalized Technology Equipment– Replacement	6,354.70
<b>Total Property</b>	<b>\$58,805.26</b>
<b>800 Other Objects</b>	
810 Dues and Fees	1,518.00
890 Miscellaneous Expenditures	13,799.30
<b>Total Other Objects</b>	<b>\$15,317.30</b>
<b>Total 1000 Instruction</b>	<b>\$180,328,015.83</b>

**General Fund (10)**

**1100 Regular Programs – Elementary / Secondary**

	<u>Elementary</u>	<u>Secondary</u>	<u>Federal</u>	<u>Total</u>
<b>100 Personnel Services – Salaries</b>				
100 Personnel Services – Salaries	30,751,081.39	25,610,284.75	2,656,995.67	59,018,361.81
<b>Total Personnel Services – Salaries</b>	<b>\$30,751,081.39</b>	<b>\$25,610,284.75</b>	<b>\$2,656,995.67</b>	<b>\$59,018,361.81</b>
<b>200 Personnel Services – Employee Benefits</b>				
210 Group Insurance – Contracted Provider	107,505.82	90,865.27	9,375.06	207,746.15
220 Social Security Contributions	2,297,199.32	1,920,120.65	198,092.47	4,415,412.44
230 PSERS Retirement Contributions	10,928,383.97	8,868,828.33	455,541.61	20,252,753.91
250 Unemployment Compensation	15,120.24	15,211.23		30,331.47
260 Workers' Compensation	383,341.33	311,717.05	13,025.58	708,083.96
270 Group Insurance – Self-Insurance	5,924,321.52	5,086,922.10	491,804.38	11,503,048.00
280 Other Post-Employment Benefits (OPEB)	230,318.22	231,704.28		462,022.50
299 All Other Employee Benefits	47,136.98	25,118.02	2,025.00	74,280.00
<b>Total Personnel Services – Employee Benefits</b>	<b>\$19,933,327.40</b>	<b>\$16,550,486.93</b>	<b>\$1,169,864.10</b>	<b>\$37,653,678.43</b>
<b>300 Purchased Professional and Technical Services</b>				
322 Professional Educational Services – Ius	447,288.94	482,314.83		929,603.77
323 Professional Educational Services – Other Educational Agencies	201.00	216.24		417.24
329 Professional Educational Services – Other	561,591.96	398,454.71	11,337.60	971,384.27
330 Other Professional Services		2,210.00		2,210.00
340 Technical Services	4,362.18	21,857.82		26,220.00
<b>Total Purchased Professional and Technical Services</b>	<b>\$1,013,444.08</b>	<b>\$905,053.60</b>	<b>\$11,337.60</b>	<b>\$1,929,835.28</b>
<b>400 Purchased Property Services</b>				
410 Cleaning Services	770.75	775.39		1,546.14
430 Repairs and Maintenance Services	130,504.89	404,979.17		535,484.06
440 Rentals	75,780.36	112,019.25		187,799.61
<b>Total Purchased Property Services</b>	<b>\$207,056.00</b>	<b>\$517,773.81</b>		<b>\$724,829.81</b>
<b>500 Other Purchased Services</b>				
510 Student Transportation Services	1,980.00	399.00		2,379.00
530 Communications	203.21	218.67		421.88
550 Printing and Binding	851.06	4.43		855.49
561 Tuition To Other School Districts Within the State	20,832.62	54,369.88		75,202.50
562 Tuition To Pennsylvania Charter Schools	13,100,364.63	8,486,680.02		21,587,044.65
563 Tuition To Nonpublic Schools		25,906.00		25,906.00
568 Tuition To Private Residential Rehabilitative Institutions (PRRI) [In-State] and Detention Centers	57,446.41	57,792.13		115,238.54
580 Travel	478.43	325.44	123.57	927.44
<b>Total Other Purchased Services</b>	<b>\$13,182,156.36</b>	<b>\$8,625,695.57</b>	<b>\$123.57</b>	<b>\$21,807,975.50</b>
<b>600 Supplies</b>				
610 General Supplies	393,159.24	482,100.82	119,340.89	994,600.95
620 Energy	4,181.27	2,940.57		7,121.84
630 Food	3,963.23	2,958.72	105.00	7,026.95
640 Books and Periodicals	98,348.78	221,415.00	20,709.15	340,472.93
650 Supplies & Fees – Technology Related	965,404.90	2,803,194.95	47,132.77	3,815,732.62
<b>Total Supplies</b>	<b>\$1,465,057.42</b>	<b>\$3,512,610.06</b>	<b>\$187,287.81</b>	<b>\$5,164,955.29</b>

LEA : 120481002 Bethlehem Area SD

Printed 1/20/2021 1:12:46 PM

General Fund (10)

	<u>Elementary</u>	<u>Secondary</u>	<u>Federal</u>	<u>Total</u>
<b>1100 Regular Programs – Elementary / Secondary</b>				
<b>700 Property</b>				
756 Capitalized Technology Equipment – Original		10,885.56		10,885.56
762 Capitalized Equipment - Replacement	9,560.69	25,054.31		34,615.00
766 Capitalized Technology Equipment – Replacement	2,008.72	4,345.98		6,354.70
<b>Total Property</b>	<b>\$11,569.41</b>	<b>\$40,285.85</b>		<b>\$51,855.26</b>
<b>800 Other Objects</b>				
890 Miscellaneous Expenditures	6,856.93	661.57		7,518.50
<b>Total Other Objects</b>	<b>\$6,856.93</b>	<b>\$661.57</b>		<b>\$7,518.50</b>
<b>Total 1100 Regular Programs – Elementary / Secondary</b>	<b>\$66,570,548.99</b>	<b>\$55,762,852.14</b>	<b>\$4,025,608.75</b>	<b>\$126,359,009.88</b>

**General Fund (10)**

**1110 Regular Programs**

	<u>Elementary</u>	<u>Secondary</u>	<u>Federal</u>	<u>Total</u>
<b>100 Personnel Services – Salaries</b>				
100 Personnel Services – Salaries	30,751,081.39	25,610,284.75		56,361,366.14
<b>Total Personnel Services – Salaries</b>	<b>\$30,751,081.39</b>	<b>\$25,610,284.75</b>		<b>\$56,361,366.14</b>
<b>200 Personnel Services – Employee Benefits</b>				
210 Group Insurance – Contracted Provider	107,505.82	90,865.27		198,371.09
220 Social Security Contributions	2,297,199.32	1,920,120.65		4,217,319.97
230 PSERS Retirement Contributions	10,928,383.97	8,868,828.33		19,797,212.30
250 Unemployment Compensation	15,120.24	15,211.23		30,331.47
260 Workers' Compensation	383,341.33	311,717.05		695,058.38
270 Group Insurance – Self-Insurance	5,924,321.52	5,086,922.10		11,011,243.62
280 Other Post-Employment Benefits (OPEB)	230,318.22	231,704.28		462,022.50
299 All Other Employee Benefits	47,136.98	25,118.02		72,255.00
<b>Total Personnel Services – Employee Benefits</b>	<b>\$19,933,327.40</b>	<b>\$16,550,486.93</b>		<b>\$36,483,814.33</b>
<b>300 Purchased Professional and Technical Services</b>				
322 Professional Educational Services – Ius	447,288.94	482,314.83		929,603.77
323 Professional Educational Services – Other Educational Agencies	201.00	216.24		417.24
329 Professional Educational Services – Other	561,591.96	398,454.71		960,046.67
330 Other Professional Services		2,210.00		2,210.00
340 Technical Services	4,362.18	21,857.82		26,220.00
<b>Total Purchased Professional and Technical Services</b>	<b>\$1,013,444.08</b>	<b>\$905,053.60</b>		<b>\$1,918,497.68</b>
<b>400 Purchased Property Services</b>				
410 Cleaning Services	770.75	775.39		1,546.14
430 Repairs and Maintenance Services	130,504.89	404,979.17		535,484.06
440 Rentals	75,780.36	112,019.25		187,799.61
<b>Total Purchased Property Services</b>	<b>\$207,056.00</b>	<b>\$517,773.81</b>		<b>\$724,829.81</b>
<b>500 Other Purchased Services</b>				
510 Student Transportation Services	1,980.00	399.00		2,379.00
530 Communications	203.21	218.67		421.88
550 Printing and Binding	851.06	4.43		855.49
561 Tuition To Other School Districts Within the State	20,832.62	54,369.88		75,202.50
562 Tuition To Pennsylvania Charter Schools	13,100,364.63	8,486,680.02		21,587,044.65
563 Tuition To Nonpublic Schools		25,906.00		25,906.00
568 Tuition To Private Residential Rehabilitative Institutions (PRRI) [In-State] and Detention Centers	57,446.41	57,792.13		115,238.54
580 Travel	478.43	325.44		803.87
<b>Total Other Purchased Services</b>	<b>\$13,182,156.36</b>	<b>\$8,625,695.57</b>		<b>\$21,807,851.93</b>
<b>600 Supplies</b>				
610 General Supplies	393,159.24	482,100.82		875,260.06
620 Energy	4,181.27	2,940.57		7,121.84
630 Food	3,963.23	2,958.72		6,921.95
640 Books and Periodicals	98,348.78	221,415.00		319,763.78
650 Supplies & Fees – Technology Related	965,404.90	2,803,194.95		3,768,599.85
<b>Total Supplies</b>	<b>\$1,465,057.42</b>	<b>\$3,512,610.06</b>		<b>\$4,977,667.48</b>

LEA : 120481002 Bethlehem Area SD

Printed 1/20/2021 1:12:46 PM

General Fund (10)

1110 Regular Programs

700 Property

	<u>Elementary</u>	<u>Secondary</u>	<u>Federal</u>	<u>Total</u>
756 Capitalized Technology Equipment – Original		10,885.56		10,885.56
762 Capitalized Equipment - Replacement	9,560.69	25,054.31		34,615.00
766 Capitalized Technology Equipment – Replacement	2,008.72	4,345.98		6,354.70

<b>Total Property</b>	<b>\$11,569.41</b>	<b>\$40,285.85</b>		<b>\$51,855.26</b>
-----------------------	--------------------	--------------------	--	--------------------

800 Other Objects

890 Miscellaneous Expenditures	6,856.93	661.57		7,518.50
--------------------------------	----------	--------	--	----------

<b>Total Other Objects</b>	<b>\$6,856.93</b>	<b>\$661.57</b>		<b>\$7,518.50</b>
----------------------------	-------------------	-----------------	--	-------------------

<b>Total 1110 Regular Programs</b>	<b>\$66,570,548.99</b>	<b>\$55,762,852.14</b>		<b>\$122,333,401.13</b>
------------------------------------	------------------------	------------------------	--	-------------------------

General Fund (10)

1190 Federally-Funded Regular Programs

	<u>Elementary</u>	<u>Secondary</u>	<u>Federal</u>	<u>Total</u>
<b>100 Personnel Services – Salaries</b>				
100 Personnel Services – Salaries			2,656,995.67	2,656,995.67
<b>Total Personnel Services – Salaries</b>			<b>\$2,656,995.67</b>	<b>\$2,656,995.67</b>
<b>200 Personnel Services – Employee Benefits</b>				
210 Group Insurance – Contracted Provider			9,375.06	9,375.06
220 Social Security Contributions			198,092.47	198,092.47
230 PSERS Retirement Contributions			455,541.61	455,541.61
260 Workers' Compensation			13,025.58	13,025.58
270 Group Insurance – Self-Insurance			491,804.38	491,804.38
299 All Other Employee Benefits			2,025.00	2,025.00
<b>Total Personnel Services – Employee Benefits</b>			<b>\$1,169,864.10</b>	<b>\$1,169,864.10</b>
<b>300 Purchased Professional and Technical Services</b>				
329 Professional Educational Services – Other			11,337.60	11,337.60
<b>Total Purchased Professional and Technical Services</b>			<b>\$11,337.60</b>	<b>\$11,337.60</b>
<b>500 Other Purchased Services</b>				
580 Travel			123.57	123.57
<b>Total Other Purchased Services</b>			<b>\$123.57</b>	<b>\$123.57</b>
<b>600 Supplies</b>				
610 General Supplies			119,340.89	119,340.89
630 Food			105.00	105.00
640 Books and Periodicals			20,709.15	20,709.15
650 Supplies & Fees – Technology Related			47,132.77	47,132.77
<b>Total Supplies</b>			<b>\$187,287.81</b>	<b>\$187,287.81</b>
<b>Total 1190 Federally-Funded Regular Programs</b>			<b>\$4,025,608.75</b>	<b>\$4,025,608.75</b>

**General Fund (10)**

**1200 Special Programs – Elementary / Secondary**

	<u>Elementary</u>	<u>Secondary</u>	<u>Federal</u>	<u>Total</u>
<b>100 Personnel Services – Salaries</b>				
100 Personnel Services – Salaries	5,507,014.50	5,495,303.40	1,297,605.82	12,299,923.72
<b>Total Personnel Services – Salaries</b>	<b>\$5,507,014.50</b>	<b>\$5,495,303.40</b>	<b>\$1,297,605.82</b>	<b>\$12,299,923.72</b>
<b>200 Personnel Services – Employee Benefits</b>				
210 Group Insurance – Contracted Provider	16,494.95	17,209.67	2,885.84	36,590.46
220 Social Security Contributions	410,425.20	408,545.22	96,400.38	915,370.80
230 PSERS Retirement Contributions	1,885,317.03	1,885,580.04	444,948.11	4,215,845.18
250 Unemployment Compensation	1,065.30	1,071.70		2,137.00
260 Workers' Compensation	71,742.88	73,137.66	2,663.31	147,543.85
270 Group Insurance – Self-Insurance	1,581,170.08	1,469,836.67	424,661.25	3,475,668.00
299 All Other Employee Benefits	10,104.22	7,036.78		17,141.00
<b>Total Personnel Services – Employee Benefits</b>	<b>\$3,976,319.66</b>	<b>\$3,862,417.74</b>	<b>\$971,558.89</b>	<b>\$8,810,296.29</b>
<b>300 Purchased Professional and Technical Services</b>				
322 Professional Educational Services – Ius	5,884,425.05	4,289,080.00	192,594.00	10,366,099.05
323 Professional Educational Services – Other Educational Agencies		2,432.70		2,432.70
329 Professional Educational Services – Other	54,684.66	49,276.11	42,572.50	146,533.27
330 Other Professional Services	6,072.00	18,868.35	16,128.50	41,068.85
<b>Total Purchased Professional and Technical Services</b>	<b>\$5,945,181.71</b>	<b>\$4,359,657.16</b>	<b>\$251,295.00</b>	<b>\$10,556,133.87</b>
<b>400 Purchased Property Services</b>				
440 Rentals	137.39	3,801.49		3,938.88
<b>Total Purchased Property Services</b>	<b>\$137.39</b>	<b>\$3,801.49</b>		<b>\$3,938.88</b>
<b>500 Other Purchased Services</b>				
561 Tuition To Other School Districts Within the State	22,288.70	461,140.41		483,429.11
562 Tuition To Pennsylvania Charter Schools	3,971,495.44	4,295,846.44		8,267,341.88
563 Tuition To Nonpublic Schools	27,159.50	537,045.21		564,204.71
567 Tuition To Approved Private Schools (APS) and PA Chartered Schools for the Deaf and Blind	131,419.80			131,419.80
580 Travel	2,245.41	5,347.61		7,593.02
594 IU Payment By Withholding for Institutionalized Children's Programs – Special Classes		469.71		469.71
<b>Total Other Purchased Services</b>	<b>\$4,154,608.85</b>	<b>\$5,299,849.38</b>		<b>\$9,454,458.23</b>
<b>600 Supplies</b>				
610 General Supplies	22,398.28	14,990.05	5,031.40	42,419.73
620 Energy	136.76	3,206.77		3,343.53
630 Food	64.85			64.85
640 Books and Periodicals	408.30	1,284.16	7,853.61	9,546.07
650 Supplies & Fees – Technology Related	5,092.42	5,156.51	14,193.26	24,442.19
<b>Total Supplies</b>	<b>\$28,100.61</b>	<b>\$24,637.49</b>	<b>\$27,078.27</b>	<b>\$79,816.37</b>
<b>700 Property</b>				
752 Capital Equipment – Original and Additional			6,950.00	6,950.00
<b>Total Property</b>			<b>\$6,950.00</b>	<b>\$6,950.00</b>
<b>800 Other Objects</b>				
810 Dues and Fees	1,171.95	346.05		1,518.00

LEA : 120481002 Bethlehem Area SD

Printed 1/20/2021 1:12:46 PM

General Fund (10)

1200 Special Programs – Elementary / Secondary

800 Other Objects

890 Miscellaneous Expenditures

Total Other Objects

Total 1200 Special Programs – Elementary / Secondary

Elementary

Secondary

Federal

Total

145.40

314.60

460.00

\$1,317.35

\$660.65

\$1,978.00

\$19,612,680.07

\$19,046,327.31

\$2,554,487.98

\$41,213,495.36

**General Fund (10)**

**1210 Life Skills Support**

	<u>Elementary</u>	<u>Secondary</u>	<u>Federal</u>	<u>Total</u>
<b>100 Personnel Services – Salaries</b>				
100 Personnel Services – Salaries	328,555.30	483,735.61	160,432.43	972,723.34
<b>Total Personnel Services – Salaries</b>	<b>\$328,555.30</b>	<b>\$483,735.61</b>	<b>\$160,432.43</b>	<b>\$972,723.34</b>
<b>200 Personnel Services – Employee Benefits</b>				
210 Group Insurance – Contracted Provider	929.29	1,333.30	235.03	2,497.62
220 Social Security Contributions	24,446.66	35,097.16	11,840.64	71,384.46
230 PSERS Retirement Contributions	112,624.66	161,296.94	55,012.15	328,933.75
250 Unemployment Compensation	47.36	47.64		95.00
260 Workers' Compensation	4,457.31	6,887.64	317.08	11,662.03
270 Group Insurance – Self-Insurance	104,674.11	169,945.89	66,240.00	340,860.00
<b>Total Personnel Services – Employee Benefits</b>	<b>\$247,179.39</b>	<b>\$374,608.57</b>	<b>\$133,644.90</b>	<b>\$755,432.86</b>
<b>300 Purchased Professional and Technical Services</b>				
322 Professional Educational Services – Ius	90,041.88	165,026.31		255,068.19
329 Professional Educational Services – Other	4,586.24	8,579.89		13,166.13
<b>Total Purchased Professional and Technical Services</b>	<b>\$94,628.12</b>	<b>\$173,606.20</b>		<b>\$268,234.32</b>
<b>500 Other Purchased Services</b>				
561 Tuition To Other School Districts Within the State	978.57	240.23		1,218.80
563 Tuition To Nonpublic Schools	27,159.50			27,159.50
580 Travel		282.16		282.16
<b>Total Other Purchased Services</b>	<b>\$28,138.07</b>	<b>\$522.39</b>		<b>\$28,660.46</b>
<b>600 Supplies</b>				
610 General Supplies	481.73	3,914.91		4,396.64
620 Energy	85.88	134.21		220.09
630 Food	64.85			64.85
640 Books and Periodicals		37.88		37.88
650 Supplies & Fees – Technology Related	19.99		3,322.08	3,342.07
<b>Total Supplies</b>	<b>\$652.45</b>	<b>\$4,087.00</b>	<b>\$3,322.08</b>	<b>\$8,061.53</b>
<b>800 Other Objects</b>				
890 Miscellaneous Expenditures	66.38	143.62		210.00
<b>Total Other Objects</b>	<b>\$66.38</b>	<b>\$143.62</b>		<b>\$210.00</b>
<b>Total 1210 Life Skills Support</b>	<b>\$699,219.71</b>	<b>\$1,036,703.39</b>	<b>\$297,399.41</b>	<b>\$2,033,322.51</b>

**General Fund (10)**

**1220 Sensory Support**

	<u>Elementary</u>	<u>Secondary</u>	<u>Federal</u>	<u>Total</u>
<b>100 Personnel Services – Salaries</b>				
100 Personnel Services – Salaries	529,640.09	277,220.50	144,645.14	951,505.73
<b>Total Personnel Services – Salaries</b>	<b>\$529,640.09</b>	<b>\$277,220.50</b>	<b>\$144,645.14</b>	<b>\$951,505.73</b>
<b>200 Personnel Services – Employee Benefits</b>				
210 Group Insurance – Contracted Provider	1,926.89	978.48	477.83	3,383.20
220 Social Security Contributions	39,563.06	20,573.25	10,834.65	70,970.96
230 PSERS Retirement Contributions	181,613.50	95,058.98	49,598.88	326,271.36
260 Workers' Compensation	7,211.81	3,521.93	675.57	11,409.31
270 Group Insurance – Self-Insurance	111,882.78	55,240.72	31,596.50	198,720.00
299 All Other Employee Benefits	113.80	246.20		360.00
<b>Total Personnel Services – Employee Benefits</b>	<b>\$342,311.84</b>	<b>\$175,619.56</b>	<b>\$93,183.43</b>	<b>\$611,114.83</b>
<b>300 Purchased Professional and Technical Services</b>				
322 Professional Educational Services – lus	261,249.98	238,153.88		499,403.86
330 Other Professional Services	572.00		278.50	850.50
<b>Total Purchased Professional and Technical Services</b>	<b>\$261,821.98</b>	<b>\$238,153.88</b>	<b>\$278.50</b>	<b>\$500,254.36</b>
<b>500 Other Purchased Services</b>				
580 Travel	568.21	118.65		686.86
<b>Total Other Purchased Services</b>	<b>\$568.21</b>	<b>\$118.65</b>		<b>\$686.86</b>
<b>600 Supplies</b>				
610 General Supplies	9,743.68	3,251.29		12,994.97
640 Books and Periodicals	16.13	60.55		76.68
650 Supplies & Fees – Technology Related	154.95		2,686.50	2,841.45
<b>Total Supplies</b>	<b>\$9,914.76</b>	<b>\$3,311.84</b>	<b>\$2,686.50</b>	<b>\$15,913.10</b>
<b>700 Property</b>				
752 Capital Equipment – Original and Additional			6,950.00	6,950.00
<b>Total Property</b>			<b>\$6,950.00</b>	<b>\$6,950.00</b>
<b>800 Other Objects</b>				
810 Dues and Fees	1,171.95	346.05		1,518.00
<b>Total Other Objects</b>	<b>\$1,171.95</b>	<b>\$346.05</b>		<b>\$1,518.00</b>
<b>Total 1220 Sensory Support</b>	<b>\$1,145,428.83</b>	<b>\$694,770.48</b>	<b>\$247,743.57</b>	<b>\$2,087,942.88</b>

**General Fund (10)**

**1230 Emotional Support**

	<u>Elementary</u>	<u>Secondary</u>	<u>Federal</u>	<u>Total</u>
<b>100 Personnel Services – Salaries</b>				
100 Personnel Services – Salaries	442,407.08	290,853.52	105,869.72	839,130.32
<b>Total Personnel Services – Salaries</b>	<b>\$442,407.08</b>	<b>\$290,853.52</b>	<b>\$105,869.72</b>	<b>\$839,130.32</b>
<b>200 Personnel Services – Employee Benefits</b>				
210 Group Insurance – Contracted Provider	1,176.73	1,011.61	293.20	2,481.54
220 Social Security Contributions	32,953.09	21,745.41	7,906.41	62,604.91
230 PSERS Retirement Contributions	151,590.57	99,733.75	36,302.66	287,626.98
260 Workers' Compensation	5,593.00	4,480.34		10,073.34
270 Group Insurance – Self-Insurance	139,459.51	74,440.49	24,840.00	238,740.00
<b>Total Personnel Services – Employee Benefits</b>	<b>\$330,772.90</b>	<b>\$201,411.60</b>	<b>\$69,342.27</b>	<b>\$601,526.77</b>
<b>300 Purchased Professional and Technical Services</b>				
322 Professional Educational Services – lus	4,779,751.38	3,298,481.93	180,054.00	8,258,287.31
323 Professional Educational Services – Other Educational Agencies		2,072.30		2,072.30
329 Professional Educational Services – Other	3,064.83	7,074.77	42,572.50	52,712.10
330 Other Professional Services	5,500.00	10,188.35	5,000.00	20,688.35
<b>Total Purchased Professional and Technical Services</b>	<b>\$4,788,316.21</b>	<b>\$3,317,817.35</b>	<b>\$227,626.50</b>	<b>\$8,333,760.06</b>
<b>500 Other Purchased Services</b>				
561 Tuition To Other School Districts Within the State	14,004.47	380,110.12		394,114.59
563 Tuition To Nonpublic Schools		307,337.20		307,337.20
<b>Total Other Purchased Services</b>	<b>\$14,004.47</b>	<b>\$687,447.32</b>		<b>\$701,451.79</b>
<b>600 Supplies</b>				
610 General Supplies	1,491.02	2,626.20	5,031.40	9,148.62
620 Energy		2,831.85		2,831.85
640 Books and Periodicals	282.17	269.05	7,853.61	8,404.83
650 Supplies & Fees – Technology Related	76.91	3,129.96	3,000.00	6,206.87
<b>Total Supplies</b>	<b>\$1,850.10</b>	<b>\$8,857.06</b>	<b>\$15,885.01</b>	<b>\$26,592.17</b>
<b>Total 1230 Emotional Support</b>	<b>\$5,577,350.76</b>	<b>\$4,506,386.85</b>	<b>\$418,723.50</b>	<b>\$10,502,461.11</b>

**General Fund (10)**

**1240 Academic Support**

	<u>Elementary</u>	<u>Secondary</u>	<u>Federal</u>	<u>Total</u>
<b>100 Personnel Services – Salaries</b>				
100 Personnel Services – Salaries	4,107,972.54	4,099,880.18	756,164.67	8,964,017.39
<b>Total Personnel Services – Salaries</b>	<b>\$4,107,972.54</b>	<b>\$4,099,880.18</b>	<b>\$756,164.67</b>	<b>\$8,964,017.39</b>
<b>200 Personnel Services – Employee Benefits</b>				
210 Group Insurance – Contracted Provider	12,121.50	12,762.63	1,545.65	26,429.78
220 Social Security Contributions	306,045.79	305,419.58	56,137.57	667,602.94
230 PSERS Retirement Contributions	1,405,733.25	1,411,665.40	259,288.12	3,076,686.77
250 Unemployment Compensation	1,017.94	1,024.06		2,042.00
260 Workers' Compensation	52,654.50	53,222.10	1,670.66	107,547.26
270 Group Insurance – Self-Insurance	1,209,913.36	1,098,274.64	267,720.00	2,575,908.00
299 All Other Employee Benefits	9,990.42	6,790.58		16,781.00
<b>Total Personnel Services – Employee Benefits</b>	<b>\$2,997,476.76</b>	<b>\$2,889,158.99</b>	<b>\$586,362.00</b>	<b>\$6,472,997.75</b>
<b>300 Purchased Professional and Technical Services</b>				
322 Professional Educational Services – lus	288,341.90	177,515.05		465,856.95
323 Professional Educational Services – Other Educational Agencies		360.40		360.40
329 Professional Educational Services – Other	47,033.59	32,367.05		79,400.64
330 Other Professional Services		8,680.00	10,850.00	19,530.00
<b>Total Purchased Professional and Technical Services</b>	<b>\$335,375.49</b>	<b>\$218,922.50</b>	<b>\$10,850.00</b>	<b>\$565,147.99</b>
<b>500 Other Purchased Services</b>				
561 Tuition To Other School Districts Within the State	4,411.63	23,301.02		27,712.65
563 Tuition To Nonpublic Schools		229,708.01		229,708.01
580 Travel	853.52	3,751.05		4,604.57
<b>Total Other Purchased Services</b>	<b>\$5,265.15</b>	<b>\$256,760.08</b>		<b>\$262,025.23</b>
<b>600 Supplies</b>				
610 General Supplies	10,212.56	4,017.25		14,229.81
620 Energy	50.88	138.86		189.74
640 Books and Periodicals	110.00	916.68		1,026.68
650 Supplies & Fees – Technology Related	4,840.57	2,026.55	4,631.00	11,498.12
<b>Total Supplies</b>	<b>\$15,214.01</b>	<b>\$7,099.34</b>	<b>\$4,631.00</b>	<b>\$26,944.35</b>
<b>800 Other Objects</b>				
890 Miscellaneous Expenditures	79.02	170.98		250.00
<b>Total Other Objects</b>	<b>\$79.02</b>	<b>\$170.98</b>		<b>\$250.00</b>
<b>Total 1240 Academic Support</b>	<b>\$7,461,382.97</b>	<b>\$7,471,992.07</b>	<b>\$1,358,007.67</b>	<b>\$16,291,382.71</b>

**General Fund (10)**

	<u>Elementary</u>	<u>Secondary</u>	<u>Federal</u>	<u>Total</u>
<b>1241 Learning Support – Public</b>				
<b>100 Personnel Services – Salaries</b>				
100 Personnel Services – Salaries	3,635,198.08	3,911,026.40	756,164.67	8,302,389.15
<b>Total Personnel Services – Salaries</b>	<b>\$3,635,198.08</b>	<b>\$3,911,026.40</b>	<b>\$756,164.67</b>	<b>\$8,302,389.15</b>
<b>200 Personnel Services – Employee Benefits</b>				
210 Group Insurance – Contracted Provider	10,448.82	12,128.62	1,545.65	24,123.09
220 Social Security Contributions	270,786.00	291,418.77	56,137.57	618,342.34
230 PSERS Retirement Contributions	1,240,780.43	1,340,765.93	259,288.12	2,840,834.48
250 Unemployment Compensation	1,017.94	1,024.06		2,042.00
260 Workers' Compensation	46,982.84	50,956.48	1,670.66	99,609.98
270 Group Insurance – Self-Insurance	1,123,608.96	1,058,447.04	267,720.00	2,449,776.00
299 All Other Employee Benefits	9,656.14	6,067.36		15,723.50
<b>Total Personnel Services – Employee Benefits</b>	<b>\$2,703,281.13</b>	<b>\$2,760,808.26</b>	<b>\$586,362.00</b>	<b>\$6,050,451.39</b>
<b>300 Purchased Professional and Technical Services</b>				
322 Professional Educational Services – Ius	288,341.90	177,515.05		465,856.95
323 Professional Educational Services – Other Educational Agencies		360.40		360.40
329 Professional Educational Services – Other	46,711.93	31,671.11		78,383.04
330 Other Professional Services		8,680.00	10,850.00	19,530.00
<b>Total Purchased Professional and Technical Services</b>	<b>\$335,053.83</b>	<b>\$218,226.56</b>	<b>\$10,850.00</b>	<b>\$564,130.39</b>
<b>500 Other Purchased Services</b>				
561 Tuition To Other School Districts Within the State	4,411.63	23,301.02		27,712.65
563 Tuition To Nonpublic Schools		229,708.01		229,708.01
580 Travel	478.00	3,751.05		4,229.05
<b>Total Other Purchased Services</b>	<b>\$4,889.63</b>	<b>\$256,760.08</b>		<b>\$261,649.71</b>
<b>600 Supplies</b>				
610 General Supplies	9,994.16	3,544.72		13,538.88
620 Energy	35.95	106.54		142.49
640 Books and Periodicals		916.68		916.68
650 Supplies & Fees – Technology Related	4,840.57	2,026.55	4,631.00	11,498.12
<b>Total Supplies</b>	<b>\$14,870.68</b>	<b>\$6,594.49</b>	<b>\$4,631.00</b>	<b>\$26,096.17</b>
<b>Total 1241 Learning Support – Public</b>	<b>\$6,693,293.35</b>	<b>\$7,153,415.79</b>	<b>\$1,358,007.67</b>	<b>\$15,204,716.81</b>

**General Fund (10)**

	<u>Elementary</u>	<u>Secondary</u>	<u>Federal</u>	<u>Total</u>
<b>1243 Gifted Support</b>				
<b>100 Personnel Services – Salaries</b>				
100 Personnel Services – Salaries	472,774.46	188,853.78		661,628.24
<b>Total Personnel Services – Salaries</b>	<b>\$472,774.46</b>	<b>\$188,853.78</b>		<b>\$661,628.24</b>
<b>200 Personnel Services – Employee Benefits</b>				
210 Group Insurance – Contracted Provider	1,672.68	634.01		2,306.69
220 Social Security Contributions	35,259.79	14,000.81		49,260.60
230 PSERS Retirement Contributions	164,952.82	70,899.47		235,852.29
260 Workers' Compensation	5,671.66	2,265.62		7,937.28
270 Group Insurance – Self-Insurance	86,304.40	39,827.60		126,132.00
299 All Other Employee Benefits	334.28	723.22		1,057.50
<b>Total Personnel Services – Employee Benefits</b>	<b>\$294,195.63</b>	<b>\$128,350.73</b>		<b>\$422,546.36</b>
<b>300 Purchased Professional and Technical Services</b>				
329 Professional Educational Services – Other	321.66	695.94		1,017.60
<b>Total Purchased Professional and Technical Services</b>	<b>\$321.66</b>	<b>\$695.94</b>		<b>\$1,017.60</b>
<b>500 Other Purchased Services</b>				
580 Travel	375.52			375.52
<b>Total Other Purchased Services</b>	<b>\$375.52</b>			<b>\$375.52</b>
<b>600 Supplies</b>				
610 General Supplies	218.40	472.53		690.93
620 Energy	14.93	32.32		47.25
640 Books and Periodicals	110.00			110.00
<b>Total Supplies</b>	<b>\$343.33</b>	<b>\$504.85</b>		<b>\$848.18</b>
<b>800 Other Objects</b>				
890 Miscellaneous Expenditures	79.02	170.98		250.00
<b>Total Other Objects</b>	<b>\$79.02</b>	<b>\$170.98</b>		<b>\$250.00</b>
<b>Total 1243 Gifted Support</b>	<b>\$768,089.62</b>	<b>\$318,576.28</b>		<b>\$1,086,665.90</b>

**General Fund (10)**

**1260 Physical Support**

	<u>Elementary</u>	<u>Secondary</u>	<u>Federal</u>	<u>Total</u>
<b>100 Personnel Services – Salaries</b>				
100 Personnel Services – Salaries	39,270.85	10,887.74		50,158.59
<b>Total Personnel Services – Salaries</b>	<b>\$39,270.85</b>	<b>\$10,887.74</b>		<b>\$50,158.59</b>
<b>200 Personnel Services – Employee Benefits</b>				
210 Group Insurance – Contracted Provider	132.22	37.43		169.65
220 Social Security Contributions	2,991.41	838.12		3,829.53
230 PSERS Retirement Contributions	13,466.09	3,733.39		17,199.48
260 Workers' Compensation	471.11	130.62		601.73
270 Group Insurance – Self-Insurance	2,760.00			2,760.00
<b>Total Personnel Services – Employee Benefits</b>	<b>\$19,820.83</b>	<b>\$4,739.56</b>		<b>\$24,560.39</b>
<b>300 Purchased Professional and Technical Services</b>				
322 Professional Educational Services – lus	65,732.10	43,163.95		108,896.05
<b>Total Purchased Professional and Technical Services</b>	<b>\$65,732.10</b>	<b>\$43,163.95</b>		<b>\$108,896.05</b>
<b>500 Other Purchased Services</b>				
561 Tuition To Other School Districts Within the State	2,894.03			2,894.03
<b>Total Other Purchased Services</b>	<b>\$2,894.03</b>			<b>\$2,894.03</b>
<b>600 Supplies</b>				
610 General Supplies	6.84	14.80		21.64
<b>Total Supplies</b>	<b>\$6.84</b>	<b>\$14.80</b>		<b>\$21.64</b>
<b>Total 1260 Physical Support</b>	<b>\$127,724.65</b>	<b>\$58,806.05</b>		<b>\$186,530.70</b>

**General Fund (10)**

**1270 Multi-Handicapped Support**

	<u>Elementary</u>	<u>Secondary</u>	<u>Federal</u>	<u>Total</u>
<b>100 Personnel Services – Salaries</b>				
100 Personnel Services – Salaries		106,206.71	29,932.41	136,139.12
<b>Total Personnel Services – Salaries</b>		<b>\$106,206.71</b>	<b>\$29,932.41</b>	<b>\$136,139.12</b>
<b>200 Personnel Services – Employee Benefits</b>				
210 Group Insurance – Contracted Provider		268.96	23.90	292.86
220 Social Security Contributions		7,895.47	2,236.68	10,132.15
230 PSERS Retirement Contributions		36,418.30	10,263.79	46,682.09
260 Workers' Compensation		1,629.68		1,629.68
270 Group Insurance – Self-Insurance		44,160.00	13,800.00	57,960.00
<b>Total Personnel Services – Employee Benefits</b>		<b>\$90,372.41</b>	<b>\$26,324.37</b>	<b>\$116,696.78</b>
<b>300 Purchased Professional and Technical Services</b>				
322 Professional Educational Services – lus	392,483.46	366,702.40		759,185.86
329 Professional Educational Services – Other		972.80		972.80
<b>Total Purchased Professional and Technical Services</b>	<b>\$392,483.46</b>	<b>\$367,675.20</b>		<b>\$760,158.66</b>
<b>500 Other Purchased Services</b>				
561 Tuition To Other School Districts Within the State		57,489.04		57,489.04
<b>Total Other Purchased Services</b>		<b>\$57,489.04</b>		<b>\$57,489.04</b>
<b>600 Supplies</b>				
610 General Supplies	202.78	735.13		937.91
620 Energy		101.85		101.85
650 Supplies & Fees – Technology Related			553.68	553.68
<b>Total Supplies</b>	<b>\$202.78</b>	<b>\$836.98</b>	<b>\$553.68</b>	<b>\$1,593.44</b>
<b>Total 1270 Multi-Handicapped Support</b>	<b>\$392,686.24</b>	<b>\$622,580.34</b>	<b>\$56,810.46</b>	<b>\$1,072,077.04</b>

LEA : 120481002 Bethlehem Area SD

Printed 1/20/2021 1:12:46 PM

General Fund (10)

1280 Early Intervention Support

300 Purchased Professional and Technical Services

322 Professional Educational Services – lus

**Total Purchased Professional and Technical Services**

**Total 1280 Early Intervention Support**

	<u>Elementary</u>	<u>Secondary</u>	<u>Federal</u>	<u>Total</u>
	6,788.09		12,540.00	19,328.09
	<b>\$6,788.09</b>		<b>\$12,540.00</b>	<b>\$19,328.09</b>
	<b>\$6,788.09</b>		<b>\$12,540.00</b>	<b>\$19,328.09</b>

**General Fund (10)**

	<u>Elementary</u>	<u>Secondary</u>	<u>Federal</u>	<u>Total</u>
<b>1290 Special Programs - Other Support</b>				
<b>100 Personnel Services – Salaries</b>				
100 Personnel Services – Salaries	59,168.64	226,519.14	100,561.45	386,249.23
<b>Total Personnel Services – Salaries</b>	<b>\$59,168.64</b>	<b>\$226,519.14</b>	<b>\$100,561.45</b>	<b>\$386,249.23</b>
<b>200 Personnel Services – Employee Benefits</b>				
210 Group Insurance – Contracted Provider	208.32	817.26	310.23	1,335.81
220 Social Security Contributions	4,425.19	16,976.23	7,444.43	28,845.85
230 PSERS Retirement Contributions	20,288.96	77,673.28	34,482.51	132,444.75
260 Workers' Compensation	1,355.15	3,265.35		4,620.50
270 Group Insurance – Self-Insurance	12,480.32	27,774.93	20,464.75	60,720.00
<b>Total Personnel Services – Employee Benefits</b>	<b>\$38,757.94</b>	<b>\$126,507.05</b>	<b>\$62,701.92</b>	<b>\$227,966.91</b>
<b>300 Purchased Professional and Technical Services</b>				
322 Professional Educational Services – lus	36.26	36.48		72.74
329 Professional Educational Services – Other		281.60		281.60
<b>Total Purchased Professional and Technical Services</b>	<b>\$36.26</b>	<b>\$318.08</b>		<b>\$354.34</b>
<b>400 Purchased Property Services</b>				
440 Rentals	137.39	3,801.49		3,938.88
<b>Total Purchased Property Services</b>	<b>\$137.39</b>	<b>\$3,801.49</b>		<b>\$3,938.88</b>
<b>500 Other Purchased Services</b>				
562 Tuition To Pennsylvania Charter Schools	3,971,495.44	4,295,846.44		8,267,341.88
567 Tuition To Approved Private Schools (APS) and PA Chartered Schools for the Deaf and Blind	131,419.80			131,419.80
580 Travel	823.68	1,195.75		2,019.43
594 IU Payment By Withholding for Institutionalized Children’s Programs – Special Classes		469.71		469.71
<b>Total Other Purchased Services</b>	<b>\$4,103,738.92</b>	<b>\$4,297,511.90</b>		<b>\$8,401,250.82</b>
<b>600 Supplies</b>				
610 General Supplies	259.67	430.47		690.14
<b>Total Supplies</b>	<b>\$259.67</b>	<b>\$430.47</b>		<b>\$690.14</b>
<b>Total 1290 Special Programs - Other Support</b>	<b>\$4,202,098.82</b>	<b>\$4,655,088.13</b>	<b>\$163,263.37</b>	<b>\$9,020,450.32</b>

LEA : 120481002 Bethlehem Area SD

Printed 1/20/2021 1:12:46 PM

General Fund (10)

1300 Vocational Education

500 Other Purchased Services

564 Tuition To Career and Technology Centers

Total Other Purchased Services

Total 1300 Vocational Education

<u>Elementary</u>	<u>Secondary</u>	<u>Federal</u>	<u>Total</u>
	8,153,557.74		8,153,557.74
	<b>\$8,153,557.74</b>		<b>\$8,153,557.74</b>
	<b>\$8,153,557.74</b>		<b>\$8,153,557.74</b>

**General Fund (10)**

	<u>Elementary</u>	<u>Secondary</u>	<u>Federal</u>	<u>Total</u>
<b>1400 Other Instructional Programs – Elementary / Secondary</b>				
<b>100 Personnel Services – Salaries</b>				
100 Personnel Services – Salaries	57,834.65	122,289.10	176,774.21	356,897.96
<b>Total Personnel Services – Salaries</b>	<b>\$57,834.65</b>	<b>\$122,289.10</b>	<b>\$176,774.21</b>	<b>\$356,897.96</b>
<b>200 Personnel Services – Employee Benefits</b>				
220 Social Security Contributions	4,340.86	9,227.90	13,292.89	26,861.65
230 PSERS Retirement Contributions	46,195.43	45,559.24	30,276.49	122,031.16
260 Workers’ Compensation	2,110.49	1,588.05	582.94	4,281.48
<b>Total Personnel Services – Employee Benefits</b>	<b>\$52,646.78</b>	<b>\$56,375.19</b>	<b>\$44,152.32</b>	<b>\$153,174.29</b>
<b>300 Purchased Professional and Technical Services</b>				
322 Professional Educational Services – Ius	84,016.11	186,590.18		270,606.29
329 Professional Educational Services – Other	120,925.55	39,025.99	24,932.81	184,884.35
<b>Total Purchased Professional and Technical Services</b>	<b>\$204,941.66</b>	<b>\$225,616.17</b>	<b>\$24,932.81</b>	<b>\$455,490.64</b>
<b>500 Other Purchased Services</b>				
561 Tuition To Other School Districts Within the State	6,888.94	6,748.06		13,637.00
563 Tuition To Nonpublic Schools	9,758.90	152,147.57		161,906.47
580 Travel	133.40			133.40
<b>Total Other Purchased Services</b>	<b>\$16,781.24</b>	<b>\$158,895.63</b>		<b>\$175,676.87</b>
<b>600 Supplies</b>				
610 General Supplies	4,273.62	15.51		4,289.13
620 Energy	3,228.91	1,636.01	3,115.87	7,980.79
630 Food	549.13	110.45		659.58
<b>Total Supplies</b>	<b>\$8,051.66</b>	<b>\$1,761.97</b>	<b>\$3,115.87</b>	<b>\$12,929.50</b>
<b>800 Other Objects</b>				
890 Miscellaneous Expenditures	4,764.80			4,764.80
<b>Total Other Objects</b>	<b>\$4,764.80</b>			<b>\$4,764.80</b>
<b>Total 1400 Other Instructional Programs – Elementary / Secondary</b>	<b>\$345,020.79</b>	<b>\$564,938.06</b>	<b>\$248,975.21</b>	<b>\$1,158,934.06</b>

**General Fund (10)**

	<u>Elementary</u>	<u>Secondary</u>	<u>Federal</u>	<u>Total</u>
<b>1420 Summer School</b>				
<b>100 Personnel Services – Salaries</b>				
100 Personnel Services – Salaries	31,856.65	62,127.87	159,364.22	253,348.74
<b>Total Personnel Services – Salaries</b>	<b>\$31,856.65</b>	<b>\$62,127.87</b>	<b>\$159,364.22</b>	<b>\$253,348.74</b>
<b>200 Personnel Services – Employee Benefits</b>				
220 Social Security Contributions	2,395.53	4,725.69	12,006.72	19,127.94
230 PSERS Retirement Contributions	35,049.93	24,500.39	27,322.93	86,873.25
260 Workers’ Compensation	1,798.89	866.30	374.09	3,039.28
<b>Total Personnel Services – Employee Benefits</b>	<b>\$39,244.35</b>	<b>\$30,092.38</b>	<b>\$39,703.74</b>	<b>\$109,040.47</b>
<b>300 Purchased Professional and Technical Services</b>				
329 Professional Educational Services – Other	17,345.15		20,744.92	38,090.07
<b>Total Purchased Professional and Technical Services</b>	<b>\$17,345.15</b>		<b>\$20,744.92</b>	<b>\$38,090.07</b>
<b>600 Supplies</b>				
610 General Supplies	3,256.01			3,256.01
620 Energy	786.00	532.19	3,115.87	4,434.06
630 Food	549.13	110.45		659.58
<b>Total Supplies</b>	<b>\$4,591.14</b>	<b>\$642.64</b>	<b>\$3,115.87</b>	<b>\$8,349.65</b>
<b>800 Other Objects</b>				
890 Miscellaneous Expenditures	4,764.80			4,764.80
<b>Total Other Objects</b>	<b>\$4,764.80</b>			<b>\$4,764.80</b>
<b>Total 1420 Summer School</b>	<b>\$97,802.09</b>	<b>\$92,862.89</b>	<b>\$222,928.75</b>	<b>\$413,593.73</b>

**General Fund (10)**

	<u>Elementary</u>	<u>Secondary</u>	<u>Federal</u>	<u>Total</u>
<b>1430 Homebound Instruction</b>				
<b>100 Personnel Services – Salaries</b>				
100 Personnel Services – Salaries	2,836.57	42,216.60		45,053.17
<b>Total Personnel Services – Salaries</b>	<b>\$2,836.57</b>	<b>\$42,216.60</b>		<b>\$45,053.17</b>
<b>200 Personnel Services – Employee Benefits</b>				
220 Social Security Contributions	213.50	3,158.97		3,372.47
230 PSERS Retirement Contributions	972.67	14,476.21		15,448.88
260 Workers’ Compensation	34.03	506.47		540.50
<b>Total Personnel Services – Employee Benefits</b>	<b>\$1,220.20</b>	<b>\$18,141.65</b>		<b>\$19,361.85</b>
<b>300 Purchased Professional and Technical Services</b>				
329 Professional Educational Services – Other	29,481.84	32,029.69		61,511.53
<b>Total Purchased Professional and Technical Services</b>	<b>\$29,481.84</b>	<b>\$32,029.69</b>		<b>\$61,511.53</b>
<b>500 Other Purchased Services</b>				
580 Travel	133.40			133.40
<b>Total Other Purchased Services</b>	<b>\$133.40</b>			<b>\$133.40</b>
<b>600 Supplies</b>				
610 General Supplies	43.13	15.51		58.64
<b>Total Supplies</b>	<b>\$43.13</b>	<b>\$15.51</b>		<b>\$58.64</b>
<b>Total 1430 Homebound Instruction</b>	<b>\$33,715.14</b>	<b>\$92,403.45</b>		<b>\$126,118.59</b>

LEA : 120481002 Bethlehem Area SD

Printed 1/20/2021 1:12:46 PM

**General Fund (10)**

	<u>Elementary</u>	<u>Secondary</u>	<u>Federal</u>	<u>Total</u>
<b>1440 Alternative Regular Education Programs</b>				
<b>300 <u>Purchased Professional and Technical Services</u></b>				
322 Professional Educational Services – lus	84,016.11	186,590.18		270,606.29
<b>Total Purchased Professional and Technical Services</b>	<b>\$84,016.11</b>	<b>\$186,590.18</b>		<b>\$270,606.29</b>
<b>500 <u>Other Purchased Services</u></b>				
561 Tuition To Other School Districts Within the State	6,888.94	6,748.06		13,637.00
563 Tuition To Nonpublic Schools	9,758.90	152,147.57		161,906.47
<b>Total Other Purchased Services</b>	<b>\$16,647.84</b>	<b>\$158,895.63</b>		<b>\$175,543.47</b>
<b>Total 1440 Alternative Regular Education Programs</b>	<b>\$100,663.95</b>	<b>\$345,485.81</b>		<b>\$446,149.76</b>

General Fund (10)

1441 Adjudicated / Court-Placed Programs

Elementary

Secondary

Federal

Total

**300 Purchased Professional and Technical Services**

322 Professional Educational Services – lus

66,957.68

66,957.68

**Total Purchased Professional and Technical Services**

**\$66,957.68**

**\$66,957.68**

**500 Other Purchased Services**

561 Tuition To Other School Districts Within the State

6,888.94

6,748.06

13,637.00

**Total Other Purchased Services**

**\$6,888.94**

**\$6,748.06**

**\$13,637.00**

**Total 1441 Adjudicated / Court-Placed Programs**

**\$6,888.94**

**\$73,705.74**

**\$80,594.68**

General Fund (10)

	<u>Elementary</u>	<u>Secondary</u>	<u>Federal</u>	<u>Total</u>
<b>1442 Alternative Education Programs</b>				
<b>300 <u>Purchased Professional and Technical Services</u></b>				
322 Professional Educational Services – lus	84,016.11	119,632.50		203,648.61
<b>Total Purchased Professional and Technical Services</b>	<b>\$84,016.11</b>	<b>\$119,632.50</b>		<b>\$203,648.61</b>
<b>500 <u>Other Purchased Services</u></b>				
563 Tuition To Nonpublic Schools	9,758.90	152,147.57		161,906.47
<b>Total Other Purchased Services</b>	<b>\$9,758.90</b>	<b>\$152,147.57</b>		<b>\$161,906.47</b>
<b>Total 1442 Alternative Education Programs</b>	<b>\$93,775.01</b>	<b>\$271,780.07</b>		<b>\$365,555.08</b>

LEA : 120481002 Bethlehem Area SD

Printed 1/20/2021 1:12:46 PM

**General Fund (10)**

	<u>Elementary</u>	<u>Secondary</u>	<u>Federal</u>	<u>Total</u>
<b>1450 Instructional Programs Outside the Established School Day</b>				
<b>100 Personnel Services – Salaries</b>				
100 Personnel Services – Salaries	23,141.43	17,944.63	17,409.99	58,496.05
<b>Total Personnel Services – Salaries</b>	<b>\$23,141.43</b>	<b>\$17,944.63</b>	<b>\$17,409.99</b>	<b>\$58,496.05</b>
<b>200 Personnel Services – Employee Benefits</b>				
220 Social Security Contributions	1,731.83	1,343.24	1,286.17	4,361.24
230 PSERS Retirement Contributions	10,172.83	6,582.64	2,953.56	19,709.03
260 Workers’ Compensation	277.57	215.28	208.85	701.70
<b>Total Personnel Services – Employee Benefits</b>	<b>\$12,182.23</b>	<b>\$8,141.16</b>	<b>\$4,448.58</b>	<b>\$24,771.97</b>
<b>300 Purchased Professional and Technical Services</b>				
329 Professional Educational Services – Other	74,098.56	6,996.30	4,187.89	85,282.75
<b>Total Purchased Professional and Technical Services</b>	<b>\$74,098.56</b>	<b>\$6,996.30</b>	<b>\$4,187.89</b>	<b>\$85,282.75</b>
<b>600 Supplies</b>				
610 General Supplies	974.48			974.48
620 Energy	2,442.91	1,103.82		3,546.73
<b>Total Supplies</b>	<b>\$3,417.39</b>	<b>\$1,103.82</b>		<b>\$4,521.21</b>
<b>Total 1450 Instructional Programs Outside the Established School Day</b>	<b>\$112,839.61</b>	<b>\$34,185.91</b>	<b>\$26,046.46</b>	<b>\$173,071.98</b>



LEA : 120481002 Bethlehem Area SD

Printed 1/20/2021 1:12:46 PM

General Fund (10)

1600 Adult Education Programs

Elementary

Secondary

Federal

Total

500 Other Purchased Services

566 Tuition To Institutions of Higher Education and Technical Institutes

2,432,052.92

**Total Other Purchased Services**

**\$2,432,052.92**

**Total 1600 Adult Education Programs**

**\$2,432,052.92**

**General Fund (10)**

**1800 Pre-Kindergarten**

**100 Personnel Services – Salaries**

	<u>Elementary</u>	<u>Secondary</u>	<u>Federal</u>	<u>Total</u>
100 Personnel Services – Salaries				466,631.35

<b>Total Personnel Services – Salaries</b>				<b>\$466,631.35</b>
--	--	--	--	---------------------

**200 Personnel Services – Employee Benefits**

210 Group Insurance – Contracted Provider				1,314.03
---	--	--	--	----------

220 Social Security Contributions				34,855.95
-----------------------------------	--	--	--	-----------

230 PSERS Retirement Contributions				159,872.46
------------------------------------	--	--	--	------------

240 Tuition Reimbursement				7,740.00
---------------------------	--	--	--	----------

260 Workers' Compensation				5,597.98
---------------------------	--	--	--	----------

270 Group Insurance – Self-Insurance				150,420.00
--------------------------------------	--	--	--	------------

<b>Total Personnel Services – Employee Benefits</b>				<b>\$359,800.42</b>
---	--	--	--	---------------------

**300 Purchased Professional and Technical Services**

329 Professional Educational Services – Other				3,385.60
---	--	--	--	----------

360 Employee Training and Development Services				4,210.00
--	--	--	--	----------

<b>Total Purchased Professional and Technical Services</b>				<b>\$7,595.60</b>
--	--	--	--	-------------------

**400 Purchased Property Services**

440 Rentals				263.80
-------------	--	--	--	--------

<b>Total Purchased Property Services</b>				<b>\$263.80</b>
--	--	--	--	-----------------

**500 Other Purchased Services**

530 Communications				296.83
--------------------	--	--	--	--------

<b>Total Other Purchased Services</b>				<b>\$296.83</b>
---------------------------------------	--	--	--	-----------------

**600 Supplies**

610 General Supplies				19,997.10
----------------------	--	--	--	-----------

620 Energy				106.89
------------	--	--	--	--------

630 Food				263.42
----------	--	--	--	--------

640 Books and Periodicals				1,634.71
---------------------------	--	--	--	----------

650 Supplies & Fees – Technology Related				5,353.00
--	--	--	--	----------

<b>Total Supplies</b>				<b>\$27,355.12</b>
-----------------------	--	--	--	--------------------

**800 Other Objects**

890 Miscellaneous Expenditures				1,056.00
--------------------------------	--	--	--	----------

<b>Total Other Objects</b>				<b>\$1,056.00</b>
----------------------------	--	--	--	-------------------

<b>Total 1800 Pre-Kindergarten</b>				<b>\$862,999.12</b>
------------------------------------	--	--	--	---------------------

**General Fund (10)**

**1801 Pre-K Instruction**

Elementary                      Secondary                      Federal                      Total

<b>100</b>	<b><u>Personnel Services – Salaries</u></b>				
	100 Personnel Services – Salaries				437,862.03
<b>Total Personnel Services – Salaries</b>					<b>\$437,862.03</b>
<b>200</b>	<b><u>Personnel Services – Employee Benefits</u></b>				
	210 Group Insurance – Contracted Provider				1,272.75
	220 Social Security Contributions				32,655.99
	230 PSERS Retirement Contributions				150,007.43
	260 Workers' Compensation				5,252.84
	270 Group Insurance – Self-Insurance				150,420.00
<b>Total Personnel Services – Employee Benefits</b>					<b>\$339,609.01</b>
<b>300</b>	<b><u>Purchased Professional and Technical Services</u></b>				
	329 Professional Educational Services – Other				2,233.60
<b>Total Purchased Professional and Technical Services</b>					<b>\$2,233.60</b>
<b>400</b>	<b><u>Purchased Property Services</u></b>				
	440 Rentals				263.80
<b>Total Purchased Property Services</b>					<b>\$263.80</b>
<b>500</b>	<b><u>Other Purchased Services</u></b>				
	530 Communications				296.83
<b>Total Other Purchased Services</b>					<b>\$296.83</b>
<b>600</b>	<b><u>Supplies</u></b>				
	610 General Supplies				19,997.10
	620 Energy				106.89
	640 Books and Periodicals				1,634.71
	650 Supplies & Fees – Technology Related				5,353.00
<b>Total Supplies</b>					<b>\$27,091.70</b>
<b>800</b>	<b><u>Other Objects</u></b>				
	890 Miscellaneous Expenditures				1,056.00
<b>Total Other Objects</b>					<b>\$1,056.00</b>
<b>Total 1801 Pre-K Instruction</b>					<b>\$808,412.97</b>

LEA : 120481002 Bethlehem Area SD

Printed 1/20/2021 1:12:46 PM

General Fund (10)

1802 Pre-K Administrative Support

Elementary

Secondary

Federal

Total

100 Personnel Services – Salaries

100 Personnel Services – Salaries

28,062.64

**Total Personnel Services – Salaries**

**\$28,062.64**

200 Personnel Services – Employee Benefits

210 Group Insurance – Contracted Provider

41.28

220 Social Security Contributions

2,146.67

230 PSERS Retirement Contributions

9,622.71

260 Workers' Compensation

336.66

**Total Personnel Services – Employee Benefits**

**\$12,147.32**

**Total 1802 Pre-K Administrative Support**

**\$40,209.96**

LEA : 120481002 Bethlehem Area SD

Printed 1/20/2021 1:12:46 PM

General Fund (10)

1805 Pre-K Food Services

Elementary

Secondary

Federal

Total

600 Supplies

630 Food

263.42

**Total Supplies**

**\$263.42**

**Total 1805 Pre-K Food Services**

**\$263.42**

LEA : 120481002 Bethlehem Area SD

Printed 1/20/2021 1:12:46 PM

**General Fund (10)**

	<u>Elementary</u>	<u>Secondary</u>	<u>Federal</u>	<u>Total</u>
<b>1806 Pre-K Professional Development</b>				
<b>100 Personnel Services – Salaries</b>				
100 Personnel Services – Salaries				706.68
<b>Total Personnel Services – Salaries</b>				<b>\$706.68</b>
<b>200 Personnel Services – Employee Benefits</b>				
220 Social Security Contributions				53.29
230 PSERS Retirement Contributions				242.32
240 Tuition Reimbursement				7,740.00
260 Workers' Compensation				8.48
<b>Total Personnel Services – Employee Benefits</b>				<b>\$8,044.09</b>
<b>300 Purchased Professional and Technical Services</b>				
329 Professional Educational Services – Other				1,152.00
360 Employee Training and Development Services				4,210.00
<b>Total Purchased Professional and Technical Services</b>				<b>\$5,362.00</b>
<b>Total 1806 Pre-K Professional Development</b>				<b>\$14,112.77</b>

LEA : 120481002 Bethlehem Area SD

Printed 1/20/2021 1:12:56 PM

General Fund (10)

2000 Support Services

Total

100 Personnel Services – Salaries

100 Personnel Services – Salaries	32,611,392.21
<b>Total Personnel Services – Salaries</b>	<b>\$32,611,392.21</b>

200 Personnel Services – Employee Benefits

210 Group Insurance – Contracted Provider	235,615.37
220 Social Security Contributions	2,436,971.21
230 PSERS Retirement Contributions	11,033,027.31
240 Tuition Reimbursement	812,038.82
250 Unemployment Compensation	17,504.12
260 Workers' Compensation	391,804.42
270 Group Insurance – Self-Insurance	7,126,054.00
280 Other Post-Employment Benefits (OPEB)	172,500.00
291 Other Retirement Plans	5,800.00
299 All Other Employee Benefits	157,491.75
<b>Total Personnel Services – Employee Benefits</b>	<b>\$22,388,807.00</b>

300 Purchased Professional and Technical Services

310 Official / Administrative Services	564,982.91
322 Professional Educational Services – Ius	256,178.24
329 Professional Educational Services – Other	767,989.92
330 Other Professional Services	1,416,607.22
340 Technical Services	115,700.52
350 Security / Safety Services	343,766.02
360 Employee Training and Development Services	3,240,867.70
<b>Total Purchased Professional and Technical Services</b>	<b>\$6,706,092.53</b>

400 Purchased Property Services

410 Cleaning Services	276,302.23
420 Utility Services	288,344.04
430 Repairs and Maintenance Services	1,240,453.39
440 Rentals	237,631.02
450 Construction Services	94,193.42
460 Extermination Services	14,271.28
<b>Total Purchased Property Services</b>	<b>\$2,151,195.38</b>

500 Other Purchased Services

513 Contracted Carriers	102,044.92
516 Student Transportation Services From the IU	1,215,843.10
520 Insurance – General	78,826.00
522 Automotive Liability Insurance	175,890.00
523 General Property and Liability Insurance	436,981.00
530 Communications	226,778.79
549 Other Advertising/Public Relations	11,751.31
550 Printing and Binding	41,882.91
580 Travel	87,299.49
595 IU Payments By Withholding	125,077.97
599 Other Miscellaneous Purchased Services	109,827.48

LEA : 120481002 Bethlehem Area SD

Printed 1/20/2021 1:12:56 PM

General Fund (10)

2000 Support Services

Total

<b>Total Other Purchased Services</b>	<b>\$2,612,202.97</b>
<b>600 Supplies</b>	
610 General Supplies	1,615,486.81
620 Energy	2,328,672.50
630 Food	35,378.27
640 Books and Periodicals	62,165.15
650 Supplies & Fees – Technology Related	2,113,347.10
<b>Total Supplies</b>	<b>\$6,155,049.83</b>
<b>700 Property</b>	
752 Capital Equipment – Original and Additional	47,586.00
756 Capitalized Technology Equipment– Original	62,969.98
758 Capitalized Technology Software - Original	12,500.00
762 Capitalized Equipment - Replacement	211,008.00
766 Capitalized Technology Equipment– Replacement	128,373.08
768 Capitalized Technology Software - Replacement	49,090.46
<b>Total Property</b>	<b>\$511,527.52</b>
<b>800 Other Objects</b>	
810 Dues and Fees	141,098.90
820 Claims and Judgments Against the LEA	26,100.00
890 Miscellaneous Expenditures	65,111.00
<b>Total Other Objects</b>	<b>\$232,309.90</b>
<b>Total 2000 Support Services</b>	<b>\$73,368,577.34</b>

**General Fund (10)**

	<u>Elementary</u>	<u>Secondary</u>	<u>Federal</u>	<u>Total</u>
<b>2100 Support Services – Students</b>				
<b>100 Personnel Services – Salaries</b>				
100 Personnel Services – Salaries	2,096,610.27	2,621,803.26	536,016.51	5,917,033.97
<b>Total Personnel Services – Salaries</b>	<b>\$2,096,610.27</b>	<b>\$2,621,803.26</b>	<b>\$536,016.51</b>	<b>\$5,917,033.97</b>
<b>200 Personnel Services – Employee Benefits</b>				
210 Group Insurance – Contracted Provider	7,255.61	8,234.42	1,871.97	18,700.23
220 Social Security Contributions	156,195.84	195,409.95	44,092.07	441,399.17
230 PSERS Retirement Contributions	762,402.61	910,326.78	145,861.41	2,021,709.93
260 Workers' Compensation	25,543.05	32,006.61	6,194.21	70,958.09
270 Group Insurance – Self-Insurance	379,885.13	549,023.17	130,241.70	1,237,170.00
299 All Other Employee Benefits	463.10	465.90	306.55	3,069.22
<b>Total Personnel Services – Employee Benefits</b>	<b>\$1,331,745.34</b>	<b>\$1,695,466.83</b>	<b>\$328,567.91</b>	<b>\$3,793,006.64</b>
<b>300 Purchased Professional and Technical Services</b>				
322 Professional Educational Services – Ius	108,692.04	52,738.13	89,250.00	250,680.17
329 Professional Educational Services – Other	173,375.71	265,341.40		612,617.11
330 Other Professional Services	22,571.84	4,805.43		58,892.93
340 Technical Services				14,916.20
<b>Total Purchased Professional and Technical Services</b>	<b>\$304,639.59</b>	<b>\$322,884.96</b>	<b>\$89,250.00</b>	<b>\$937,106.41</b>
<b>400 Purchased Property Services</b>				
430 Repairs and Maintenance Services	287.64	929.36		1,736.50
440 Rentals	4,037.88	13,503.48	868.16	27,111.08
<b>Total Purchased Property Services</b>	<b>\$4,325.52</b>	<b>\$14,432.84</b>	<b>\$868.16</b>	<b>\$28,847.58</b>
<b>500 Other Purchased Services</b>				
530 Communications	163.18	604.16		4,563.13
550 Printing and Binding			10.63	197.13
580 Travel	2,209.74	1,410.84	1,060.47	5,799.25
<b>Total Other Purchased Services</b>	<b>\$2,372.92</b>	<b>\$2,015.00</b>	<b>\$1,071.10</b>	<b>\$10,559.51</b>
<b>600 Supplies</b>				
610 General Supplies	10,389.02	10,152.10	864.96	27,331.32
630 Food	266.64	994.19	697.92	1,958.75
640 Books and Periodicals	182.00	156.09	373.72	711.81
650 Supplies & Fees – Technology Related	5,404.14	45,308.55	175.15	61,221.57
<b>Total Supplies</b>	<b>\$16,241.80</b>	<b>\$56,610.93</b>	<b>\$2,111.75</b>	<b>\$91,223.45</b>
<b>700 Property</b>				
766 Capitalized Technology Equipment– Replacement				5,350.85
<b>Total Property</b>				<b>\$5,350.85</b>
<b>800 Other Objects</b>				
810 Dues and Fees	997.25	1,003.26	2,200.00	4,660.36
890 Miscellaneous Expenditures		7,194.00	57,335.00	64,529.00
<b>Total Other Objects</b>	<b>\$997.25</b>	<b>\$8,197.26</b>	<b>\$59,535.00</b>	<b>\$69,189.36</b>
<b>Total 2100 Support Services – Students</b>	<b>\$3,756,932.69</b>	<b>\$4,721,411.08</b>	<b>\$1,017,420.43</b>	<b>\$10,852,317.77</b>

**General Fund (10)**

**2110 Supervision of Student Services**

	<u>Elementary</u>	<u>Secondary</u>	<u>Federal</u>	<u>Total</u>
<b>100 Personnel Services – Salaries</b>				
100 Personnel Services – Salaries	200,780.19	174,172.23		374,952.42
<b>Total Personnel Services – Salaries</b>	<b>\$200,780.19</b>	<b>\$174,172.23</b>		<b>\$374,952.42</b>
<b>200 Personnel Services – Employee Benefits</b>				
210 Group Insurance – Contracted Provider	533.90	537.11		1,071.01
220 Social Security Contributions	14,997.33	13,030.88		28,028.21
230 PSERS Retirement Contributions	68,627.64	59,501.42		128,129.06
260 Workers' Compensation	2,408.63	2,089.47		4,498.10
270 Group Insurance – Self-Insurance	18,918.07	19,031.93		37,950.00
299 All Other Employee Benefits	463.10	465.90		929.00
<b>Total Personnel Services – Employee Benefits</b>	<b>\$105,948.67</b>	<b>\$94,656.71</b>		<b>\$200,605.38</b>
<b>300 Purchased Professional and Technical Services</b>				
330 Other Professional Services	11,321.84	4,805.43		16,127.27
<b>Total Purchased Professional and Technical Services</b>	<b>\$11,321.84</b>	<b>\$4,805.43</b>		<b>\$16,127.27</b>
<b>400 Purchased Property Services</b>				
430 Repairs and Maintenance Services	287.64	289.36		577.00
440 Rentals	2,125.61	3,180.07		5,305.68
<b>Total Purchased Property Services</b>	<b>\$2,413.25</b>	<b>\$3,469.43</b>		<b>\$5,882.68</b>
<b>500 Other Purchased Services</b>				
530 Communications	163.18	164.16		327.34
580 Travel	1,296.82	1,304.62		2,601.44
<b>Total Other Purchased Services</b>	<b>\$1,460.00</b>	<b>\$1,468.78</b>		<b>\$2,928.78</b>
<b>600 Supplies</b>				
610 General Supplies	675.71	679.78		1,355.49
630 Food	266.64	268.24		534.88
640 Books and Periodicals	86.22	86.74		172.96
650 Supplies & Fees – Technology Related	1,989.50	2,001.47		3,990.97
<b>Total Supplies</b>	<b>\$3,018.07</b>	<b>\$3,036.23</b>		<b>\$6,054.30</b>
<b>800 Other Objects</b>				
810 Dues and Fees	997.25	1,003.26		2,000.51
<b>Total Other Objects</b>	<b>\$997.25</b>	<b>\$1,003.26</b>		<b>\$2,000.51</b>
<b>Total 2110 Supervision of Student Services</b>	<b>\$325,939.27</b>	<b>\$282,612.07</b>		<b>\$608,551.34</b>

**General Fund (10)**

	<u>Elementary</u>	<u>Secondary</u>	<u>Federal</u>	<u>Total</u>
<b>2111 Supervision of Student Services – Head of Component</b>				
<b>100 Personnel Services – Salaries</b>				
100 Personnel Services – Salaries	34,796.07	35,005.48		69,801.55
<b>Total Personnel Services – Salaries</b>	<b>\$34,796.07</b>	<b>\$35,005.48</b>		<b>\$69,801.55</b>
<b>200 Personnel Services – Employee Benefits</b>				
210 Group Insurance – Contracted Provider	269.95	271.57		541.52
220 Social Security Contributions	2,561.07	2,576.49		5,137.56
230 PSERS Retirement Contributions	11,710.64	11,781.11		23,491.75
260 Workers' Compensation	417.43	419.95		837.38
270 Group Insurance – Self-Insurance	3,783.61	3,806.39		7,590.00
299 All Other Employee Benefits	124.62	125.38		250.00
<b>Total Personnel Services – Employee Benefits</b>	<b>\$18,867.32</b>	<b>\$18,980.89</b>		<b>\$37,848.21</b>
<b>500 Other Purchased Services</b>				
530 Communications	71.51	71.95		143.46
<b>Total Other Purchased Services</b>	<b>\$71.51</b>	<b>\$71.95</b>		<b>\$143.46</b>
<b>600 Supplies</b>				
630 Food	23.37	23.51		46.88
640 Books and Periodicals	8.51	8.56		17.07
<b>Total Supplies</b>	<b>\$31.88</b>	<b>\$32.07</b>		<b>\$63.95</b>
<b>Total 2111 Supervision of Student Services – Head of Component</b>	<b>\$53,766.78</b>	<b>\$54,090.39</b>		<b>\$107,857.17</b>

**General Fund (10)**

**2119 Supervision of Student Services – All Other Supervision**

	<u>Elementary</u>	<u>Secondary</u>	<u>Federal</u>	<u>Total</u>
<b>100 Personnel Services – Salaries</b>				
100 Personnel Services – Salaries	165,984.12	139,166.75		305,150.87
<b>Total Personnel Services – Salaries</b>	<b>\$165,984.12</b>	<b>\$139,166.75</b>		<b>\$305,150.87</b>
<b>200 Personnel Services – Employee Benefits</b>				
210 Group Insurance – Contracted Provider	263.95	265.54		529.49
220 Social Security Contributions	12,436.26	10,454.39		22,890.65
230 PSERS Retirement Contributions	56,917.00	47,720.31		104,637.31
260 Workers' Compensation	1,991.20	1,669.52		3,660.72
270 Group Insurance – Self-Insurance	15,134.46	15,225.54		30,360.00
299 All Other Employee Benefits	338.48	340.52		679.00
<b>Total Personnel Services – Employee Benefits</b>	<b>\$87,081.35</b>	<b>\$75,675.82</b>		<b>\$162,757.17</b>
<b>300 Purchased Professional and Technical Services</b>				
330 Other Professional Services	11,321.84	4,805.43		16,127.27
<b>Total Purchased Professional and Technical Services</b>	<b>\$11,321.84</b>	<b>\$4,805.43</b>		<b>\$16,127.27</b>
<b>400 Purchased Property Services</b>				
430 Repairs and Maintenance Services	287.64	289.36		577.00
440 Rentals	2,125.61	3,180.07		5,305.68
<b>Total Purchased Property Services</b>	<b>\$2,413.25</b>	<b>\$3,469.43</b>		<b>\$5,882.68</b>
<b>500 Other Purchased Services</b>				
530 Communications	91.67	92.21		183.88
580 Travel	1,296.82	1,304.62		2,601.44
<b>Total Other Purchased Services</b>	<b>\$1,388.49</b>	<b>\$1,396.83</b>		<b>\$2,785.32</b>
<b>600 Supplies</b>				
610 General Supplies	675.71	679.78		1,355.49
630 Food	243.27	244.73		488.00
640 Books and Periodicals	77.71	78.18		155.89
650 Supplies & Fees – Technology Related	1,989.50	2,001.47		3,990.97
<b>Total Supplies</b>	<b>\$2,986.19</b>	<b>\$3,004.16</b>		<b>\$5,990.35</b>
<b>800 Other Objects</b>				
810 Dues and Fees	997.25	1,003.26		2,000.51
<b>Total Other Objects</b>	<b>\$997.25</b>	<b>\$1,003.26</b>		<b>\$2,000.51</b>
<b>Total 2119 Supervision of Student Services – All Other Supervision</b>	<b>\$272,172.49</b>	<b>\$228,521.68</b>		<b>\$500,694.17</b>

**General Fund (10)**

	<u>Elementary</u>	<u>Secondary</u>	<u>Federal</u>	<u>Total</u>
<b>2120 Guidance Services</b>				
<b>100 Personnel Services – Salaries</b>				
100 Personnel Services – Salaries	1,357,864.18	2,318,014.84	322,870.86	3,998,749.88
<b>Total Personnel Services – Salaries</b>	<b>\$1,357,864.18</b>	<b>\$2,318,014.84</b>	<b>\$322,870.86</b>	<b>\$3,998,749.88</b>
<b>200 Personnel Services – Employee Benefits</b>				
210 Group Insurance – Contracted Provider	4,786.82	7,213.47	1,100.34	13,100.63
220 Social Security Contributions	100,674.17	172,578.41	24,332.81	297,585.39
230 PSERS Retirement Contributions	509,306.70	806,380.03	55,356.03	1,371,042.76
260 Workers' Compensation	16,289.69	27,907.66	3,873.33	48,070.68
270 Group Insurance – Self-Insurance	265,591.40	505,828.60	60,720.00	832,140.00
<b>Total Personnel Services – Employee Benefits</b>	<b>\$896,648.78</b>	<b>\$1,519,908.17</b>	<b>\$145,382.51</b>	<b>\$2,561,939.46</b>
<b>300 Purchased Professional and Technical Services</b>				
329 Professional Educational Services – Other	173,375.71	265,341.40		438,717.11
<b>Total Purchased Professional and Technical Services</b>	<b>\$173,375.71</b>	<b>\$265,341.40</b>		<b>\$438,717.11</b>
<b>400 Purchased Property Services</b>				
430 Repairs and Maintenance Services		640.00		640.00
440 Rentals	1,912.27	10,323.41		12,235.68
<b>Total Purchased Property Services</b>	<b>\$1,912.27</b>	<b>\$10,963.41</b>		<b>\$12,875.68</b>
<b>500 Other Purchased Services</b>				
530 Communications		440.00		440.00
580 Travel		30.45		30.45
<b>Total Other Purchased Services</b>		<b>\$470.45</b>		<b>\$470.45</b>
<b>600 Supplies</b>				
610 General Supplies	344.14	1,131.90		1,476.04
630 Food		725.95		725.95
640 Books and Periodicals	95.78	69.35		165.13
650 Supplies & Fees – Technology Related	3,414.64	43,307.08		46,721.72
<b>Total Supplies</b>	<b>\$3,854.56</b>	<b>\$45,234.28</b>		<b>\$49,088.84</b>
<b>800 Other Objects</b>				
890 Miscellaneous Expenditures		7,194.00	57,335.00	64,529.00
<b>Total Other Objects</b>		<b>\$7,194.00</b>	<b>\$57,335.00</b>	<b>\$64,529.00</b>
<b>Total 2120 Guidance Services</b>	<b>\$2,433,655.50</b>	<b>\$4,167,126.55</b>	<b>\$525,588.37</b>	<b>\$7,126,370.42</b>

**General Fund (10)**

**2130 Attendance Services**

Elementary                      Secondary                      Federal                      Total

<b>100</b>	<b><u>Personnel Services – Salaries</u></b>			
	100 Personnel Services – Salaries			161,420.35
<b>Total Personnel Services – Salaries</b>				<b>\$161,420.35</b>
<b>200</b>	<b><u>Personnel Services – Employee Benefits</u></b>			
	210 Group Insurance – Contracted Provider			256.02
	220 Social Security Contributions			12,039.44
	230 PSERS Retirement Contributions			48,767.00
	260 Workers' Compensation			1,827.87
	270 Group Insurance – Self-Insurance			70,380.00
	299 All Other Employee Benefits			833.67
<b>Total Personnel Services – Employee Benefits</b>				<b>\$134,104.00</b>
<b>400</b>	<b><u>Purchased Property Services</u></b>			
	440 Rentals			1,606.56
<b>Total Purchased Property Services</b>				<b>\$1,606.56</b>
<b>500</b>	<b><u>Other Purchased Services</u></b>			
	580 Travel			244.33
<b>Total Other Purchased Services</b>				<b>\$244.33</b>
<b>Total 2130 Attendance Services</b>				<b>\$297,375.24</b>

**General Fund (10)**

	<u>Elementary</u>	<u>Secondary</u>	<u>Federal</u>	<u>Total</u>
<b>2140 Psychological Services</b>				
<b>100 Personnel Services – Salaries</b>				
100 Personnel Services – Salaries	537,965.90	129,616.19	164,525.15	832,107.24
<b>Total Personnel Services – Salaries</b>	<b>\$537,965.90</b>	<b>\$129,616.19</b>	<b>\$164,525.15</b>	<b>\$832,107.24</b>
<b>200 Personnel Services – Employee Benefits</b>				
210 Group Insurance – Contracted Provider	1,934.89	483.84	555.67	2,974.40
220 Social Security Contributions	40,524.34	9,800.66	12,363.30	62,688.30
230 PSERS Retirement Contributions	184,468.27	44,445.33	56,415.57	285,329.17
260 Workers' Compensation	6,844.73	2,009.48	1,128.23	9,982.44
270 Group Insurance – Self-Insurance	95,375.66	24,162.64	30,881.70	150,420.00
<b>Total Personnel Services – Employee Benefits</b>	<b>\$329,147.89</b>	<b>\$80,901.95</b>	<b>\$101,344.47</b>	<b>\$511,394.31</b>
<b>300 Purchased Professional and Technical Services</b>				
322 Professional Educational Services – lus	108,692.04	52,738.13		161,430.17
330 Other Professional Services	11,250.00			11,250.00
<b>Total Purchased Professional and Technical Services</b>	<b>\$119,942.04</b>	<b>\$52,738.13</b>		<b>\$172,680.17</b>
<b>500 Other Purchased Services</b>				
580 Travel	912.92	75.77		988.69
<b>Total Other Purchased Services</b>	<b>\$912.92</b>	<b>\$75.77</b>		<b>\$988.69</b>
<b>600 Supplies</b>				
610 General Supplies	9,369.17	8,340.42		17,709.59
<b>Total Supplies</b>	<b>\$9,369.17</b>	<b>\$8,340.42</b>		<b>\$17,709.59</b>
<b>Total 2140 Psychological Services</b>	<b>\$997,337.92</b>	<b>\$271,672.46</b>	<b>\$265,869.62</b>	<b>\$1,534,880.00</b>

**General Fund (10)**

	<u>Elementary</u>	<u>Secondary</u>	<u>Federal</u>	<u>Total</u>
<b>2160 Social Work Services</b>				
<b>100 Personnel Services – Salaries</b>				
100 Personnel Services – Salaries			48,620.50	331,188.87
<b>Total Personnel Services – Salaries</b>			<b>\$48,620.50</b>	<b>\$331,188.87</b>
<b>200 Personnel Services – Employee Benefits</b>				
210 Group Insurance – Contracted Provider			215.96	988.42
220 Social Security Contributions			7,395.96	24,715.28
230 PSERS Retirement Contributions			34,089.81	113,564.64
260 Workers' Compensation			1,192.65	3,956.37
270 Group Insurance – Self-Insurance			38,640.00	85,560.00
299 All Other Employee Benefits			306.55	806.55
<b>Total Personnel Services – Employee Benefits</b>			<b>\$81,840.93</b>	<b>\$229,591.26</b>
<b>300 Purchased Professional and Technical Services</b>				
322 Professional Educational Services – Ius			89,250.00	89,250.00
329 Professional Educational Services – Other				173,900.00
330 Other Professional Services				21,555.66
<b>Total Purchased Professional and Technical Services</b>			<b>\$89,250.00</b>	<b>\$284,705.66</b>
<b>400 Purchased Property Services</b>				
440 Rentals			868.16	4,372.40
<b>Total Purchased Property Services</b>			<b>\$868.16</b>	<b>\$4,372.40</b>
<b>500 Other Purchased Services</b>				
550 Printing and Binding			10.63	10.63
580 Travel			1,060.47	1,872.59
<b>Total Other Purchased Services</b>			<b>\$1,071.10</b>	<b>\$1,883.22</b>
<b>600 Supplies</b>				
610 General Supplies			864.96	864.96
630 Food			697.92	697.92
640 Books and Periodicals			373.72	373.72
650 Supplies & Fees – Technology Related			175.15	175.15
<b>Total Supplies</b>			<b>\$2,111.75</b>	<b>\$2,111.75</b>
<b>800 Other Objects</b>				
810 Dues and Fees			2,200.00	2,280.00
<b>Total Other Objects</b>			<b>\$2,200.00</b>	<b>\$2,280.00</b>
<b>Total 2160 Social Work Services</b>			<b>\$225,962.44</b>	<b>\$856,133.16</b>

General Fund (10)

2170 Student Accounting Services

Elementary                      Secondary                      Federal                      Total

<b>100 Personnel Services – Salaries</b>				
100 Personnel Services – Salaries				218,615.21
<b>Total Personnel Services – Salaries</b>				<b>\$218,615.21</b>
<b>200 Personnel Services – Employee Benefits</b>				
210 Group Insurance – Contracted Provider				309.75
220 Social Security Contributions				16,342.55
230 PSERS Retirement Contributions				74,877.30
260 Workers' Compensation				2,622.63
270 Group Insurance – Self-Insurance				60,720.00
299 All Other Employee Benefits				500.00
<b>Total Personnel Services – Employee Benefits</b>				<b>\$155,372.23</b>
<b>300 Purchased Professional and Technical Services</b>				
330 Other Professional Services				9,960.00
340 Technical Services				14,916.20
<b>Total Purchased Professional and Technical Services</b>				<b>\$24,876.20</b>
<b>400 Purchased Property Services</b>				
430 Repairs and Maintenance Services				519.50
440 Rentals				3,590.76
<b>Total Purchased Property Services</b>				<b>\$4,110.26</b>
<b>500 Other Purchased Services</b>				
530 Communications				3,795.79
550 Printing and Binding				186.50
580 Travel				61.75
<b>Total Other Purchased Services</b>				<b>\$4,044.04</b>
<b>600 Supplies</b>				
610 General Supplies				5,925.24
650 Supplies & Fees – Technology Related				10,333.73
<b>Total Supplies</b>				<b>\$16,258.97</b>
<b>700 Property</b>				
766 Capitalized Technology Equipment – Replacement				5,350.85
<b>Total Property</b>				<b>\$5,350.85</b>
<b>800 Other Objects</b>				
810 Dues and Fees				379.85
<b>Total Other Objects</b>				<b>\$379.85</b>
<b>Total 2170 Student Accounting Services</b>				<b>\$429,007.61</b>

LEA : 120481002 Bethlehem Area SD

Printed 1/20/2021 1:12:56 PM

Page - 12 of 82

**General Fund (10)****2200 Support Services – Instructional Staff**

	<u>Elementary</u>	<u>Secondary</u>	<u>Federal</u>	<u>Total</u>
<b>100 Personnel Services – Salaries</b>				
100 Personnel Services – Salaries	2,015,168.32	1,390,918.41	72,195.68	3,478,282.41
<b>Total Personnel Services – Salaries</b>	<b>\$2,015,168.32</b>	<b>\$1,390,918.41</b>	<b>\$72,195.68</b>	<b>\$3,478,282.41</b>
<b>200 Personnel Services – Employee Benefits</b>				
210 Group Insurance – Contracted Provider	7,640.22	5,138.57	129.72	12,908.51
220 Social Security Contributions	149,923.51	102,673.05	5,412.45	258,009.01
230 PSERS Retirement Contributions	688,960.22	473,425.67	21,828.90	1,184,214.79
240 Tuition Reimbursement	390,955.01	366,754.01		757,709.02
260 Workers' Compensation	24,300.21	16,698.35	728.85	41,727.41
270 Group Insurance – Self-Insurance	344,487.37	215,516.63	15,180.00	575,184.00
299 All Other Employee Benefits	1,545.16	1,654.47		3,199.63
<b>Total Personnel Services – Employee Benefits</b>	<b>\$1,607,811.70</b>	<b>\$1,181,860.75</b>	<b>\$43,279.92</b>	<b>\$2,832,952.37</b>
<b>300 Purchased Professional and Technical Services</b>				
322 Professional Educational Services – Ius	1,410.79	1,419.28		2,830.07
329 Professional Educational Services – Other	129,272.87	10,663.13	15,436.81	155,372.81
330 Other Professional Services	7,454.44	7,499.31		14,953.75
340 Technical Services	2,442.65	2,457.35		4,900.00
360 Employee Training and Development Services	2,606,230.80	95,599.03	320,498.12	3,022,327.95
<b>Total Purchased Professional and Technical Services</b>	<b>\$2,746,811.55</b>	<b>\$117,638.10</b>	<b>\$335,934.93</b>	<b>\$3,200,384.58</b>
<b>400 Purchased Property Services</b>				
430 Repairs and Maintenance Services	688.79	656.21		1,345.00
440 Rentals	8,326.40	13,543.24		21,869.64
<b>Total Purchased Property Services</b>	<b>\$9,015.19</b>	<b>\$14,199.45</b>		<b>\$23,214.64</b>
<b>500 Other Purchased Services</b>				
530 Communications	1,773.81	1,714.09		3,487.90
550 Printing and Binding	668.61	81.24		749.85
580 Travel	6,963.19	18,246.17	60.90	25,270.26
<b>Total Other Purchased Services</b>	<b>\$9,405.61</b>	<b>\$20,041.50</b>	<b>\$60.90</b>	<b>\$29,508.01</b>
<b>600 Supplies</b>				
610 General Supplies	18,805.36	7,826.91		26,632.27
630 Food	8,695.20	7,874.37	120.00	16,689.57
640 Books and Periodicals	35,959.04	16,247.73		52,206.77
650 Supplies & Fees – Technology Related	169,881.64	184,829.21		354,710.85
<b>Total Supplies</b>	<b>\$233,341.24</b>	<b>\$216,778.22</b>	<b>\$120.00</b>	<b>\$450,239.46</b>
<b>800 Other Objects</b>				
810 Dues and Fees	6,657.89	4,030.09	1,500.00	12,187.98
<b>Total Other Objects</b>	<b>\$6,657.89</b>	<b>\$4,030.09</b>	<b>\$1,500.00</b>	<b>\$12,187.98</b>
<b>Total 2200 Support Services – Instructional Staff</b>	<b>\$6,628,211.50</b>	<b>\$2,945,466.52</b>	<b>\$453,091.43</b>	<b>\$10,026,769.45</b>

LEA : 120481002 Bethlehem Area SD

Printed 1/20/2021 1:12:56 PM

General Fund (10)

2220 Technology Support Services

	<u>Elementary</u>	<u>Secondary</u>	<u>Federal</u>	<u>Total</u>
<b>600 <u>Supplies</u></b>				
610 General Supplies	161.89	162.86		324.75
650 Supplies & Fees – Technology Related	67,845.57	68,253.88		136,099.45
<b>Total Supplies</b>	<b>\$68,007.46</b>	<b>\$68,416.74</b>		<b>\$136,424.20</b>
<b>800 <u>Other Objects</u></b>				
810 Dues and Fees	62.31	62.69		125.00
<b>Total Other Objects</b>	<b>\$62.31</b>	<b>\$62.69</b>		<b>\$125.00</b>
<b>Total 2220 Technology Support Services</b>	<b>\$68,069.77</b>	<b>\$68,479.43</b>		<b>\$136,549.20</b>

**General Fund (10)**

	<u>Elementary</u>	<u>Secondary</u>	<u>Federal</u>	<u>Total</u>
<b>2230 Educational Television Services</b>				
<b>100 Personnel Services – Salaries</b>				
100 Personnel Services – Salaries	42,572.86	42,829.06		85,401.92
<b>Total Personnel Services – Salaries</b>	<b>\$42,572.86</b>	<b>\$42,829.06</b>		<b>\$85,401.92</b>
<b>200 Personnel Services – Employee Benefits</b>				
210 Group Insurance – Contracted Provider	150.30	151.22		301.52
220 Social Security Contributions	3,219.08	3,238.46		6,457.54
230 PSERS Retirement Contributions	14,598.19	14,686.05		29,284.24
260 Workers' Compensation	510.73	513.80		1,024.53
270 Group Insurance – Self-Insurance	7,567.23	7,612.77		15,180.00
<b>Total Personnel Services – Employee Benefits</b>	<b>\$26,045.53</b>	<b>\$26,202.30</b>		<b>\$52,247.83</b>
<b>Total 2230 Educational Television Services</b>	<b>\$68,618.39</b>	<b>\$69,031.36</b>		<b>\$137,649.75</b>

**General Fund (10)**

<b>2240 Computer-Assisted Instruction Support Services</b>	<u>Elementary</u>	<u>Secondary</u>	<u>Federal</u>	<u>Total</u>
<b>100 Personnel Services – Salaries</b>				
100 Personnel Services – Salaries	421,027.90	190,641.68		611,669.58
<b>Total Personnel Services – Salaries</b>	<b>\$421,027.90</b>	<b>\$190,641.68</b>		<b>\$611,669.58</b>
<b>200 Personnel Services – Employee Benefits</b>				
210 Group Insurance – Contracted Provider	1,386.27	567.59		1,953.86
220 Social Security Contributions	31,868.88	14,361.53		46,230.41
230 PSERS Retirement Contributions	144,370.70	65,371.07		209,741.77
260 Workers' Compensation	5,050.89	2,287.04		7,337.93
270 Group Insurance – Self-Insurance	73,773.56	33,866.44		107,640.00
299 All Other Employee Benefits	199.40	200.60		400.00
<b>Total Personnel Services – Employee Benefits</b>	<b>\$256,649.70</b>	<b>\$116,654.27</b>		<b>\$373,303.97</b>
<b>400 Purchased Property Services</b>				
430 Repairs and Maintenance Services	223.83	225.17		449.00
<b>Total Purchased Property Services</b>	<b>\$223.83</b>	<b>\$225.17</b>		<b>\$449.00</b>
<b>500 Other Purchased Services</b>				
530 Communications	16.20	16.30		32.50
550 Printing and Binding	0.85	0.85		1.70
580 Travel	126.67	127.43		254.10
<b>Total Other Purchased Services</b>	<b>\$143.72</b>	<b>\$144.58</b>		<b>\$288.30</b>
<b>600 Supplies</b>				
610 General Supplies	18.65	40.35		59.00
650 Supplies & Fees – Technology Related	11,606.16	11,682.99		23,289.15
<b>Total Supplies</b>	<b>\$11,624.81</b>	<b>\$11,723.34</b>		<b>\$23,348.15</b>
<b>800 Other Objects</b>				
810 Dues and Fees	296.61	298.39		595.00
<b>Total Other Objects</b>	<b>\$296.61</b>	<b>\$298.39</b>		<b>\$595.00</b>
<b>Total 2240 Computer-Assisted Instruction Support Services</b>	<b>\$689,966.57</b>	<b>\$319,687.43</b>		<b>\$1,009,654.00</b>

**General Fund (10)**

	<u>Elementary</u>	<u>Secondary</u>	<u>Federal</u>	<u>Total</u>
<b>2250 School Library Services</b>				
<b>100 Personnel Services – Salaries</b>				
100 Personnel Services – Salaries	811,453.74	369,091.26		1,180,545.00
<b>Total Personnel Services – Salaries</b>	<b>\$811,453.74</b>	<b>\$369,091.26</b>		<b>\$1,180,545.00</b>
<b>200 Personnel Services – Employee Benefits</b>				
210 Group Insurance – Contracted Provider	2,884.75	1,285.12		4,169.87
220 Social Security Contributions	60,843.07	27,455.86		88,298.93
230 PSERS Retirement Contributions	278,247.26	126,561.20		404,808.46
260 Workers' Compensation	9,734.67	4,427.81		14,162.48
270 Group Insurance – Self-Insurance	147,765.16	69,998.84		217,764.00
<b>Total Personnel Services – Employee Benefits</b>	<b>\$499,474.91</b>	<b>\$229,728.83</b>		<b>\$729,203.74</b>
<b>300 Purchased Professional and Technical Services</b>				
329 Professional Educational Services – Other	6,859.74	689.06		7,548.80
<b>Total Purchased Professional and Technical Services</b>	<b>\$6,859.74</b>	<b>\$689.06</b>		<b>\$7,548.80</b>
<b>400 Purchased Property Services</b>				
440 Rentals	4,649.27	9,843.97		14,493.24
<b>Total Purchased Property Services</b>	<b>\$4,649.27</b>	<b>\$9,843.97</b>		<b>\$14,493.24</b>
<b>600 Supplies</b>				
610 General Supplies	9,180.63	709.22		9,889.85
640 Books and Periodicals	32,057.50	11,761.80		43,819.30
650 Supplies & Fees – Technology Related	32,454.98	46,979.55		79,434.53
<b>Total Supplies</b>	<b>\$73,693.11</b>	<b>\$59,450.57</b>		<b>\$133,143.68</b>
<b>800 Other Objects</b>				
810 Dues and Fees	4,053.00	1,397.00		5,450.00
<b>Total Other Objects</b>	<b>\$4,053.00</b>	<b>\$1,397.00</b>		<b>\$5,450.00</b>
<b>Total 2250 School Library Services</b>	<b>\$1,400,183.77</b>	<b>\$670,200.69</b>		<b>\$2,070,384.46</b>

**General Fund (10)**

	<u>Elementary</u>	<u>Secondary</u>	<u>Federal</u>	<u>Total</u>
<b>2260 Instruction and Curriculum Development Services</b>				
<b>100 Personnel Services – Salaries</b>				
100 Personnel Services – Salaries	693,507.83	745,064.79	55,664.20	1,494,236.82
<b>Total Personnel Services – Salaries</b>	<b>\$693,507.83</b>	<b>\$745,064.79</b>	<b>\$55,664.20</b>	<b>\$1,494,236.82</b>
<b>200 Personnel Services – Employee Benefits</b>				
210 Group Insurance – Contracted Provider	3,218.90	3,134.64	129.72	6,483.26
220 Social Security Contributions	50,516.23	54,378.59	4,167.30	109,062.12
230 PSERS Retirement Contributions	233,755.65	251,169.84	18,994.56	503,920.05
260 Workers' Compensation	8,329.54	8,928.34	667.78	17,925.66
270 Group Insurance – Self-Insurance	115,381.42	104,038.58	15,180.00	234,600.00
299 All Other Employee Benefits	1,345.76	1,453.87		2,799.63
<b>Total Personnel Services – Employee Benefits</b>	<b>\$412,547.50</b>	<b>\$423,103.86</b>	<b>\$39,139.36</b>	<b>\$874,790.72</b>
<b>300 Purchased Professional and Technical Services</b>				
329 Professional Educational Services – Other	40.46	1,063.54		1,104.00
330 Other Professional Services	6,357.74	6,396.01		12,753.75
<b>Total Purchased Professional and Technical Services</b>	<b>\$6,398.20</b>	<b>\$7,459.55</b>		<b>\$13,857.75</b>
<b>400 Purchased Property Services</b>				
430 Repairs and Maintenance Services	464.96	431.04		896.00
440 Rentals	3,677.13	3,699.27		7,376.40
<b>Total Purchased Property Services</b>	<b>\$4,142.09</b>	<b>\$4,130.31</b>		<b>\$8,272.40</b>
<b>500 Other Purchased Services</b>				
530 Communications	1,757.61	1,697.79		3,455.40
550 Printing and Binding	667.76	80.39		748.15
580 Travel	2,772.08	2,552.04	60.90	5,385.02
<b>Total Other Purchased Services</b>	<b>\$5,197.45</b>	<b>\$4,330.22</b>	<b>\$60.90</b>	<b>\$9,588.57</b>
<b>600 Supplies</b>				
610 General Supplies	9,173.06	6,585.45		15,758.51
630 Food	258.51	200.91		459.42
640 Books and Periodicals	433.47	625.27		1,058.74
650 Supplies & Fees – Technology Related	5,988.70	5,613.69		11,602.39
<b>Total Supplies</b>	<b>\$15,853.74</b>	<b>\$13,025.32</b>		<b>\$28,879.06</b>
<b>800 Other Objects</b>				
810 Dues and Fees	2,245.97	2,272.01	1,500.00	6,017.98
<b>Total Other Objects</b>	<b>\$2,245.97</b>	<b>\$2,272.01</b>	<b>\$1,500.00</b>	<b>\$6,017.98</b>
<b>Total 2260 Instruction and Curriculum Development Services</b>	<b>\$1,139,892.78</b>	<b>\$1,199,386.06</b>	<b>\$96,364.46</b>	<b>\$2,435,643.30</b>

**General Fund (10)**

	<u>Elementary</u>	<u>Secondary</u>	<u>Federal</u>	<u>Total</u>
<b>2270 Instructional Staff Professional Development Services</b>				
<b>100 Personnel Services – Salaries</b>				
100 Personnel Services – Salaries	46,605.99	43,291.62	16,531.48	106,429.09
<b>Total Personnel Services – Salaries</b>	<b>\$46,605.99</b>	<b>\$43,291.62</b>	<b>\$16,531.48</b>	<b>\$106,429.09</b>
<b>200 Personnel Services – Employee Benefits</b>				
220 Social Security Contributions	3,476.25	3,238.61	1,245.15	7,960.01
230 PSERS Retirement Contributions	17,988.42	15,637.51	2,834.34	36,460.27
240 Tuition Reimbursement	390,955.01	366,754.01		757,709.02
260 Workers' Compensation	674.38	541.36	61.07	1,276.81
<b>Total Personnel Services – Employee Benefits</b>	<b>\$413,094.06</b>	<b>\$386,171.49</b>	<b>\$4,140.56</b>	<b>\$803,406.11</b>
<b>300 Purchased Professional and Technical Services</b>				
322 Professional Educational Services – Ius	1,410.79	1,419.28		2,830.07
329 Professional Educational Services – Other	122,372.67	8,910.53	15,436.81	146,720.01
330 Other Professional Services	1,096.70	1,103.30		2,200.00
340 Technical Services	2,442.65	2,457.35		4,900.00
360 Employee Training and Development Services	2,606,230.80	95,599.03	320,498.12	3,022,327.95
<b>Total Purchased Professional and Technical Services</b>	<b>\$2,733,553.61</b>	<b>\$109,489.49</b>	<b>\$335,934.93</b>	<b>\$3,178,978.03</b>
<b>500 Other Purchased Services</b>				
580 Travel	4,064.44	15,566.70		19,631.14
<b>Total Other Purchased Services</b>	<b>\$4,064.44</b>	<b>\$15,566.70</b>		<b>\$19,631.14</b>
<b>600 Supplies</b>				
610 General Supplies	271.13	329.03		600.16
630 Food	8,436.69	7,673.46	120.00	16,230.15
640 Books and Periodicals	3,468.07	3,860.66		7,328.73
650 Supplies & Fees – Technology Related	51,986.23	52,299.10		104,285.33
<b>Total Supplies</b>	<b>\$64,162.12</b>	<b>\$64,162.25</b>	<b>\$120.00</b>	<b>\$128,444.37</b>
<b>Total 2270 Instructional Staff Professional Development Services</b>	<b>\$3,261,480.22</b>	<b>\$618,681.55</b>	<b>\$356,726.97</b>	<b>\$4,236,888.74</b>

LEA : 120481002 Bethlehem Area SD

Printed 1/20/2021 1:12:56 PM

**General Fund (10)**

	<u>Elementary</u>	<u>Secondary</u>	<u>Federal</u>	<u>Total</u>
<b>2300 Support Services – Administration</b>				
<b>100 Personnel Services – Salaries</b>				
100 Personnel Services – Salaries	3,315,863.13	2,817,145.66		6,632,720.18
<b>Total Personnel Services – Salaries</b>	<b>\$3,315,863.13</b>	<b>\$2,817,145.66</b>		<b>\$6,632,720.18</b>
<b>200 Personnel Services – Employee Benefits</b>				
210 Group Insurance – Contracted Provider	5,948.43	5,457.15		16,068.99
220 Social Security Contributions	249,900.42	210,324.16		493,913.34
230 PSERS Retirement Contributions	1,115,550.58	966,372.52		2,248,472.85
250 Unemployment Compensation	845.46	850.54		1,696.00
260 Workers' Compensation	39,989.38	34,009.24		80,078.00
270 Group Insurance – Self-Insurance	586,652.76	504,927.24		1,188,180.00
299 All Other Employee Benefits	72,069.52	7,535.03		80,794.76
<b>Total Personnel Services – Employee Benefits</b>	<b>\$2,070,956.55</b>	<b>\$1,729,475.88</b>		<b>\$4,109,203.94</b>
<b>300 Purchased Professional and Technical Services</b>				
310 Official / Administrative Services				564,982.91
330 Other Professional Services				992,906.81
<b>Total Purchased Professional and Technical Services</b>				<b>\$1,557,889.72</b>
<b>400 Purchased Property Services</b>				
430 Repairs and Maintenance Services	3,902.61	2,317.39		7,246.00
440 Rentals	42,416.70	12,948.90		59,482.68
<b>Total Purchased Property Services</b>	<b>\$46,319.31</b>	<b>\$15,266.29</b>		<b>\$66,728.68</b>
<b>500 Other Purchased Services</b>				
520 Insurance – General				55,859.00
530 Communications	15,700.17	30,364.71		71,616.86
549 Other Advertising/Public Relations				3,593.82
550 Printing and Binding	2,815.40	1,386.22		17,079.11
580 Travel	255.56	2,498.09		3,739.99
<b>Total Other Purchased Services</b>	<b>\$18,771.13</b>	<b>\$34,249.02</b>		<b>\$151,888.78</b>
<b>600 Supplies</b>				
610 General Supplies	18,948.29	18,776.78		55,812.72
630 Food	3,292.28	3,299.99		11,866.17
640 Books and Periodicals		180.00		6,583.60
650 Supplies & Fees – Technology Related	48,387.30	48,162.42		121,470.12
<b>Total Supplies</b>	<b>\$70,627.87</b>	<b>\$70,419.19</b>		<b>\$195,732.61</b>
<b>800 Other Objects</b>				
810 Dues and Fees	13,002.10	10,528.90		97,944.95
820 Claims and Judgments Against the LEA				26,100.00
<b>Total Other Objects</b>	<b>\$13,002.10</b>	<b>\$10,528.90</b>		<b>\$124,044.95</b>
<b>Total 2300 Support Services – Administration</b>	<b>\$5,535,540.09</b>	<b>\$4,677,084.94</b>		<b>\$12,838,208.86</b>

LEA : 120481002 Bethlehem Area SD

Printed 1/20/2021 1:12:56 PM

General Fund (10)

2310 Board Services

Elementary

Secondary

Federal

Total

**300 Purchased Professional and Technical Services**

330 Other Professional Services

764.15

**Total Purchased Professional and Technical Services**

**\$764.15**

**500 Other Purchased Services**

520 Insurance – General

54,975.00

549 Other Advertising/Public Relations

3,309.97

580 Travel

704.08

**Total Other Purchased Services**

**\$58,989.05**

**600 Supplies**

610 General Supplies

336.30

630 Food

1,150.50

650 Supplies & Fees – Technology Related

9,000.00

**Total Supplies**

**\$10,486.80**

**800 Other Objects**

810 Dues and Fees

15,918.30

820 Claims and Judgments Against the LEA

26,100.00

**Total Other Objects**

**\$42,018.30**

**Total 2310 Board Services**

**\$112,258.30**

LEA : 120481002 Bethlehem Area SD

Printed 1/20/2021 1:12:56 PM

General Fund (10)

2320 Board Treasurer Services

Elementary

Secondary

Federal

Total

500 Other Purchased Services

520 Insurance – General

188.00

**Total Other Purchased Services**

**\$188.00**

**Total 2320 Board Treasurer Services**

**\$188.00**

General Fund (10)

	<u>Elementary</u>	<u>Secondary</u>	<u>Federal</u>	<u>Total</u>
<b>2330 Tax Assessment and Collection Services</b>				
<b>100 Personnel Services – Salaries</b>				
100 Personnel Services – Salaries				109,214.13
<b>Total Personnel Services – Salaries</b>				<b>\$109,214.13</b>
<b>200 Personnel Services – Employee Benefits</b>				
210 Group Insurance – Contracted Provider				149.62
220 Social Security Contributions				8,504.12
230 PSERS Retirement Contributions				36,017.39
260 Workers' Compensation				1,394.76
270 Group Insurance – Self-Insurance				35,880.00
<b>Total Personnel Services – Employee Benefits</b>				<b>\$81,945.89</b>
<b>300 Purchased Professional and Technical Services</b>				
310 Official / Administrative Services				564,982.91
330 Other Professional Services				271,510.77
<b>Total Purchased Professional and Technical Services</b>				<b>\$836,493.68</b>
<b>400 Purchased Property Services</b>				
440 Rentals				2,458.80
<b>Total Purchased Property Services</b>				<b>\$2,458.80</b>
<b>500 Other Purchased Services</b>				
520 Insurance – General				696.00
530 Communications				25,310.38
550 Printing and Binding				12,290.53
<b>Total Other Purchased Services</b>				<b>\$38,296.91</b>
<b>600 Supplies</b>				
610 General Supplies				1,181.81
650 Supplies & Fees – Technology Related				7,850.00
<b>Total Supplies</b>				<b>\$9,031.81</b>
<b>Total 2330 Tax Assessment and Collection Services</b>				<b>\$1,077,441.22</b>

General Fund (10)

	<u>Elementary</u>	<u>Secondary</u>	<u>Federal</u>	<u>Total</u>
<b>2350 Legal and Accounting Services</b>				
<b>300 <u>Purchased Professional and Technical Services</u></b>				
330 Other Professional Services				713,231.89
<b>Total Purchased Professional and Technical Services</b>				<b>\$713,231.89</b>
<b>500 <u>Other Purchased Services</u></b>				
549 Other Advertising/Public Relations				283.85
<b>Total Other Purchased Services</b>				<b>\$283.85</b>
<b>800 <u>Other Objects</u></b>				
810 Dues and Fees				27,949.65
<b>Total Other Objects</b>				<b>\$27,949.65</b>
<b>Total 2350 Legal and Accounting Services</b>				<b>\$741,465.39</b>

**General Fund (10)**

	<u>Elementary</u>	<u>Secondary</u>	<u>Federal</u>	<u>Total</u>
<b>2360 Office of the Superintendent / Executive Director Services</b>				
<b>100 Personnel Services – Salaries</b>				
100 Personnel Services – Salaries				316,802.48
<b>Total Personnel Services – Salaries</b>				<b>\$316,802.48</b>
<b>200 Personnel Services – Employee Benefits</b>				
210 Group Insurance – Contracted Provider				4,329.97
220 Social Security Contributions				19,586.26
230 PSERS Retirement Contributions				105,262.37
260 Workers' Compensation				3,800.54
270 Group Insurance – Self-Insurance				45,540.00
299 All Other Employee Benefits				1,000.00
<b>Total Personnel Services – Employee Benefits</b>				<b>\$179,519.14</b>
<b>400 Purchased Property Services</b>				
430 Repairs and Maintenance Services				898.00
440 Rentals				1,658.28
<b>Total Purchased Property Services</b>				<b>\$2,556.28</b>
<b>500 Other Purchased Services</b>				
530 Communications	221.80	223.14		444.94
550 Printing and Binding				586.96
580 Travel				149.00
<b>Total Other Purchased Services</b>	<b>\$221.80</b>	<b>\$223.14</b>		<b>\$1,180.90</b>
<b>600 Supplies</b>				
610 General Supplies				10,318.60
630 Food				4,123.40
640 Books and Periodicals				4,032.90
650 Supplies & Fees – Technology Related				5,455.18
<b>Total Supplies</b>				<b>\$23,930.08</b>
<b>800 Other Objects</b>				
810 Dues and Fees				10,736.00
<b>Total Other Objects</b>				<b>\$10,736.00</b>
<b>Total 2360 Office of the Superintendent / Executive Director Services</b>	<b>\$221.80</b>	<b>\$223.14</b>		<b>\$534,724.88</b>

General Fund (10)

2370 Community Relations Services

Elementary

Secondary

Federal

Total

100 Personnel Services – Salaries

100 Personnel Services – Salaries

73,694.78

**Total Personnel Services – Salaries**

**\$73,694.78**

200 Personnel Services – Employee Benefits

210 Group Insurance – Contracted Provider

183.82

220 Social Security Contributions

5,598.38

230 PSERS Retirement Contributions

25,269.99

260 Workers' Compensation

884.08

270 Group Insurance – Self-Insurance

15,180.00

299 All Other Employee Benefits

190.21

**Total Personnel Services – Employee Benefits**

**\$47,306.48**

400 Purchased Property Services

430 Repairs and Maintenance Services

128.00

**Total Purchased Property Services**

**\$128.00**

500 Other Purchased Services

530 Communications

241.60

580 Travel

133.26

**Total Other Purchased Services**

**\$374.86**

600 Supplies

610 General Supplies

505.00

650 Supplies & Fees – Technology Related

2,615.22

**Total Supplies**

**\$3,120.22**

**Total 2370 Community Relations Services**

**\$124,624.34**

**General Fund (10)**

	<u>Elementary</u>	<u>Secondary</u>	<u>Federal</u>	<u>Total</u>
<b>2380 Office of the Principal Services</b>				
<b>100 Personnel Services – Salaries</b>				
100 Personnel Services – Salaries	3,315,863.13	2,817,145.66		6,133,008.79
<b>Total Personnel Services – Salaries</b>	<b>\$3,315,863.13</b>	<b>\$2,817,145.66</b>		<b>\$6,133,008.79</b>
<b>200 Personnel Services – Employee Benefits</b>				
210 Group Insurance – Contracted Provider	5,948.43	5,457.15		11,405.58
220 Social Security Contributions	249,900.42	210,324.16		460,224.58
230 PSERS Retirement Contributions	1,115,550.58	966,372.52		2,081,923.10
250 Unemployment Compensation	845.46	850.54		1,696.00
260 Workers' Compensation	39,989.38	34,009.24		73,998.62
270 Group Insurance – Self-Insurance	586,652.76	504,927.24		1,091,580.00
299 All Other Employee Benefits	72,069.52	7,535.03		79,604.55
<b>Total Personnel Services – Employee Benefits</b>	<b>\$2,070,956.55</b>	<b>\$1,729,475.88</b>		<b>\$3,800,432.43</b>
<b>400 Purchased Property Services</b>				
430 Repairs and Maintenance Services	3,902.61	2,317.39		6,220.00
440 Rentals	42,416.70	12,948.90		55,365.60
<b>Total Purchased Property Services</b>	<b>\$46,319.31</b>	<b>\$15,266.29</b>		<b>\$61,585.60</b>
<b>500 Other Purchased Services</b>				
530 Communications	15,478.37	30,141.57		45,619.94
550 Printing and Binding	2,815.40	1,386.22		4,201.62
580 Travel	255.56	2,498.09		2,753.65
<b>Total Other Purchased Services</b>	<b>\$18,549.33</b>	<b>\$34,025.88</b>		<b>\$52,575.21</b>
<b>600 Supplies</b>				
610 General Supplies	18,948.29	18,776.78		37,725.07
630 Food	3,292.28	3,299.99		6,592.27
640 Books and Periodicals		180.00		180.00
650 Supplies & Fees – Technology Related	48,387.30	48,162.42		96,549.72
<b>Total Supplies</b>	<b>\$70,627.87</b>	<b>\$70,419.19</b>		<b>\$141,047.06</b>
<b>800 Other Objects</b>				
810 Dues and Fees	13,002.10	10,528.90		23,531.00
<b>Total Other Objects</b>	<b>\$13,002.10</b>	<b>\$10,528.90</b>		<b>\$23,531.00</b>
<b>Total 2380 Office of the Principal Services</b>	<b>\$5,535,318.29</b>	<b>\$4,676,861.80</b>		<b>\$10,212,180.09</b>

General Fund (10)

2390 Other Administration Services

Elementary

Secondary

Federal

Total

300 Purchased Professional and Technical Services

330 Other Professional Services

7,400.00

**Total Purchased Professional and Technical Services**

**\$7,400.00**

600 Supplies

610 General Supplies

5,745.94

640 Books and Periodicals

2,370.70

**Total Supplies**

**\$8,116.64**

800 Other Objects

810 Dues and Fees

19,810.00

**Total Other Objects**

**\$19,810.00**

**Total 2390 Other Administration Services**

**\$35,326.64**

General Fund (10)

	<u>Elementary</u>	<u>Secondary</u>	<u>Federal</u>	<u>Total</u>
<b>2400 Support Services – Pupil Health</b>				
<b>100 Personnel Services – Salaries</b>				
100 Personnel Services – Salaries				1,562,386.09
<b>Total Personnel Services – Salaries</b>				<b>\$1,562,386.09</b>
<b>200 Personnel Services – Employee Benefits</b>				
210 Group Insurance – Contracted Provider				4,176.73
220 Social Security Contributions				117,127.74
230 PSERS Retirement Contributions				523,781.82
260 Workers' Compensation				18,743.26
270 Group Insurance – Self-Insurance				440,220.00
299 All Other Employee Benefits				27,803.50
<b>Total Personnel Services – Employee Benefits</b>				<b>\$1,131,853.05</b>
<b>300 Purchased Professional and Technical Services</b>				
322 Professional Educational Services – Ius				2,668.00
330 Other Professional Services				10,574.00
<b>Total Purchased Professional and Technical Services</b>				<b>\$13,242.00</b>
<b>400 Purchased Property Services</b>				
430 Repairs and Maintenance Services				1,568.00
440 Rentals				949.20
<b>Total Purchased Property Services</b>				<b>\$2,517.20</b>
<b>500 Other Purchased Services</b>				
530 Communications				2,634.29
550 Printing and Binding				407.94
580 Travel				489.54
<b>Total Other Purchased Services</b>				<b>\$3,531.77</b>
<b>600 Supplies</b>				
610 General Supplies				23,895.81
630 Food				73.80
<b>Total Supplies</b>				<b>\$23,969.61</b>
<b>800 Other Objects</b>				
810 Dues and Fees				1,855.00
<b>Total Other Objects</b>				<b>\$1,855.00</b>
<b>Total 2400 Support Services – Pupil Health</b>				<b>\$2,739,354.72</b>

General Fund (10)

2410 Supervision of Health Services

Elementary

Secondary

Federal

Total

100 Personnel Services – Salaries

100 Personnel Services – Salaries

135,147.84

**Total Personnel Services – Salaries**

**\$135,147.84**

200 Personnel Services – Employee Benefits

210 Group Insurance – Contracted Provider

234.33

220 Social Security Contributions

10,394.35

230 PSERS Retirement Contributions

41,120.09

260 Workers' Compensation

1,621.32

270 Group Insurance – Self-Insurance

15,180.00

299 All Other Employee Benefits

20,500.00

**Total Personnel Services – Employee Benefits**

**\$89,050.09**

500 Other Purchased Services

530 Communications

576.03

580 Travel

440.76

**Total Other Purchased Services**

**\$1,016.79**

800 Other Objects

810 Dues and Fees

595.00

**Total Other Objects**

**\$595.00**

**Total 2410 Supervision of Health Services**

**\$225,809.72**

General Fund (10)

	<u>Elementary</u>	<u>Secondary</u>	<u>Federal</u>	<u>Total</u>
<b>2419 Supervision of Health Services – All Other Supervision</b>				
<b>100 <u>Personnel Services – Salaries</u></b>				
100 Personnel Services – Salaries				135,147.84
<b>Total Personnel Services – Salaries</b>				<b>\$135,147.84</b>
<b>200 <u>Personnel Services – Employee Benefits</u></b>				
210 Group Insurance – Contracted Provider				234.33
220 Social Security Contributions				10,394.35
230 PSERS Retirement Contributions				41,120.09
260 Workers' Compensation				1,621.32
270 Group Insurance – Self-Insurance				15,180.00
299 All Other Employee Benefits				20,500.00
<b>Total Personnel Services – Employee Benefits</b>				<b>\$89,050.09</b>
<b>500 <u>Other Purchased Services</u></b>				
530 Communications				576.03
580 Travel				440.76
<b>Total Other Purchased Services</b>				<b>\$1,016.79</b>
<b>800 <u>Other Objects</u></b>				
810 Dues and Fees				595.00
<b>Total Other Objects</b>				<b>\$595.00</b>
<b>Total 2419 Supervision of Health Services – All Other Supervision</b>				<b>\$225,809.72</b>

LEA : 120481002 Bethlehem Area SD

Printed 1/20/2021 1:12:56 PM

General Fund (10)

2420 Medical Services

Elementary

Secondary

Federal

Total

300 Purchased Professional and Technical Services

330 Other Professional Services

3,890.00

**Total Purchased Professional and Technical Services**

**\$3,890.00**

**Total 2420 Medical Services**

**\$3,890.00**

LEA : 120481002 Bethlehem Area SD

Printed 1/20/2021 1:12:56 PM

General Fund (10)

2430 Dental Services

Elementary

Secondary

Federal

Total

300 Purchased Professional and Technical Services

330 Other Professional Services

6,684.00

**Total Purchased Professional and Technical Services**

**\$6,684.00**

500 Other Purchased Services

530 Communications

169.50

**Total Other Purchased Services**

**\$169.50**

600 Supplies

610 General Supplies

969.65

**Total Supplies**

**\$969.65**

**Total 2430 Dental Services**

**\$7,823.15**

**General Fund (10)**

**2440 Nursing Services**

Elementary                      Secondary                      Federal                      Total

<b>100</b>	<b><u>Personnel Services – Salaries</u></b>			
	100 Personnel Services – Salaries			1,264,273.09
<b>Total Personnel Services – Salaries</b>				<b>\$1,264,273.09</b>
<b>200</b>	<b><u>Personnel Services – Employee Benefits</u></b>			
	210 Group Insurance – Contracted Provider			3,355.05
	220 Social Security Contributions			94,420.21
	230 PSERS Retirement Contributions			426,780.93
	260 Workers' Compensation			15,166.92
	270 Group Insurance – Self-Insurance			393,024.00
	299 All Other Employee Benefits			7,303.50
<b>Total Personnel Services – Employee Benefits</b>				<b>\$940,050.61</b>
<b>300</b>	<b><u>Purchased Professional and Technical Services</u></b>			
	322 Professional Educational Services – lus			2,668.00
<b>Total Purchased Professional and Technical Services</b>				<b>\$2,668.00</b>
<b>400</b>	<b><u>Purchased Property Services</u></b>			
	430 Repairs and Maintenance Services			1,568.00
	440 Rentals			949.20
<b>Total Purchased Property Services</b>				<b>\$2,517.20</b>
<b>500</b>	<b><u>Other Purchased Services</u></b>			
	530 Communications			1,888.76
	550 Printing and Binding			407.94
	580 Travel			48.78
<b>Total Other Purchased Services</b>				<b>\$2,345.48</b>
<b>600</b>	<b><u>Supplies</u></b>			
	610 General Supplies			8,350.53
	630 Food			73.80
<b>Total Supplies</b>				<b>\$8,424.33</b>
<b>800</b>	<b><u>Other Objects</u></b>			
	810 Dues and Fees			1,260.00
<b>Total Other Objects</b>				<b>\$1,260.00</b>
<b>Total 2440 Nursing Services</b>				<b>\$2,221,538.71</b>

General Fund (10)

2450 Nonpublic Health Services

Elementary

Secondary

Federal

Total

100 Personnel Services – Salaries

100 Personnel Services – Salaries

162,965.16

**Total Personnel Services – Salaries**

**\$162,965.16**

200 Personnel Services – Employee Benefits

210 Group Insurance – Contracted Provider

587.35

220 Social Security Contributions

12,313.18

230 PSERS Retirement Contributions

55,880.80

260 Workers' Compensation

1,955.02

270 Group Insurance – Self-Insurance

32,016.00

**Total Personnel Services – Employee Benefits**

**\$102,752.35**

**Total 2450 Nonpublic Health Services**

**\$265,717.51**

LEA : 120481002 Bethlehem Area SD

Printed 1/20/2021 1:12:56 PM

General Fund (10)

2490 Other Health Services

Elementary

Secondary

Federal

Total

600 Supplies

610 General Supplies

14,575.63

<b>Total Supplies</b>				<b>\$14,575.63</b>
<b>Total 2490 Other Health Services</b>				<b>\$14,575.63</b>

General Fund (10)

2500 Support Services – Business

Elementary                      Secondary                      Federal                      Total

100 Personnel Services – Salaries

100 Personnel Services – Salaries 1,206,528.19

**Total Personnel Services – Salaries \$1,206,528.19**

200 Personnel Services – Employee Benefits

210 Group Insurance – Contracted Provider 3,974.03

220 Social Security Contributions 87,902.85

230 PSERS Retirement Contributions 409,364.81

250 Unemployment Compensation 3,325.76

260 Workers' Compensation 14,474.17

270 Group Insurance – Self-Insurance 283,658.93

291 Other Retirement Plans 5,800.00

299 All Other Employee Benefits 2,936.19

**Total Personnel Services – Employee Benefits \$811,436.74**

400 Purchased Property Services

430 Repairs and Maintenance Services 203.00

440 Rentals 93,251.81

**Total Purchased Property Services \$93,454.81**

500 Other Purchased Services

530 Communications 8,319.59

549 Other Advertising/Public Relations 5,257.49

550 Printing and Binding 185.20

580 Travel 205.14

**Total Other Purchased Services \$13,967.42**

600 Supplies

610 General Supplies 14,604.90

650 Supplies & Fees – Technology Related 15,709.33

**Total Supplies \$30,314.23**

800 Other Objects

810 Dues and Fees 1,355.21

**Total Other Objects \$1,355.21**

**Total 2500 Support Services – Business \$2,157,056.60**

**General Fund (10)**

**2510 Fiscal Services**

Elementary                      Secondary                      Federal                      Total

<b>100</b>	<b><u>Personnel Services – Salaries</u></b>			
	100 Personnel Services – Salaries			956,680.26
<b>Total Personnel Services – Salaries</b>				<b>\$956,680.26</b>
<b>200</b>	<b><u>Personnel Services – Employee Benefits</u></b>			
	210 Group Insurance – Contracted Provider			3,263.49
	220 Social Security Contributions			69,280.97
	230 PSERS Retirement Contributions			325,083.08
	250 Unemployment Compensation			1,662.88
	260 Workers' Compensation			11,476.86
	270 Group Insurance – Self-Insurance			213,968.93
	291 Other Retirement Plans			5,800.00
	299 All Other Employee Benefits			2,936.19
<b>Total Personnel Services – Employee Benefits</b>				<b>\$633,472.40</b>
<b>400</b>	<b><u>Purchased Property Services</u></b>			
	430 Repairs and Maintenance Services			75.00
<b>Total Purchased Property Services</b>				<b>\$75.00</b>
<b>500</b>	<b><u>Other Purchased Services</u></b>			
	530 Communications			6,400.82
	550 Printing and Binding			1.36
	580 Travel			205.14
<b>Total Other Purchased Services</b>				<b>\$6,607.32</b>
<b>600</b>	<b><u>Supplies</u></b>			
	610 General Supplies			4,372.49
	650 Supplies & Fees – Technology Related			10,155.09
<b>Total Supplies</b>				<b>\$14,527.58</b>
<b>800</b>	<b><u>Other Objects</u></b>			
	810 Dues and Fees			1,349.78
<b>Total Other Objects</b>				<b>\$1,349.78</b>
<b>Total 2510 Fiscal Services</b>				<b>\$1,612,712.34</b>

**General Fund (10)**

	<u>Elementary</u>	<u>Secondary</u>	<u>Federal</u>	<u>Total</u>
<b>2511 Supervision of Fiscal Services - Head of Component</b>				
<b>100 Personnel Services – Salaries</b>				
100 Personnel Services – Salaries				237,085.65
<b>Total Personnel Services – Salaries</b>				<b>\$237,085.65</b>
<b>200 Personnel Services – Employee Benefits</b>				
210 Group Insurance – Contracted Provider				1,532.23
220 Social Security Contributions				15,711.52
230 PSERS Retirement Contributions				80,006.28
260 Workers' Compensation				2,844.21
270 Group Insurance – Self-Insurance				30,360.00
291 Other Retirement Plans				5,800.00
299 All Other Employee Benefits				266.82
<b>Total Personnel Services – Employee Benefits</b>				<b>\$136,521.06</b>
<b>500 Other Purchased Services</b>				
530 Communications				489.00
550 Printing and Binding				1.36
580 Travel				146.20
<b>Total Other Purchased Services</b>				<b>\$636.56</b>
<b>600 Supplies</b>				
610 General Supplies				281.17
650 Supplies & Fees – Technology Related				4,214.88
<b>Total Supplies</b>				<b>\$4,496.05</b>
<b>800 Other Objects</b>				
810 Dues and Fees				540.83
<b>Total Other Objects</b>				<b>\$540.83</b>
<b>Total 2511 Supervision of Fiscal Services - Head of Component</b>				<b>\$379,280.15</b>

**General Fund (10)**

	<u>Elementary</u>	<u>Secondary</u>	<u>Federal</u>	<u>Total</u>
<b>2513 Receiving and Disbursing Funds Services</b>				
<b>100 Personnel Services – Salaries</b>				
100 Personnel Services – Salaries				200,413.22
<b>Total Personnel Services – Salaries</b>				<b>\$200,413.22</b>
<b>200 Personnel Services – Employee Benefits</b>				
210 Group Insurance – Contracted Provider				259.60
220 Social Security Contributions				15,060.51
230 PSERS Retirement Contributions				68,011.66
260 Workers' Compensation				2,404.26
270 Group Insurance – Self-Insurance				52,508.93
<b>Total Personnel Services – Employee Benefits</b>				<b>\$138,244.96</b>
<b>400 Purchased Property Services</b>				
430 Repairs and Maintenance Services				25.00
<b>Total Purchased Property Services</b>				<b>\$25.00</b>
<b>500 Other Purchased Services</b>				
530 Communications				2,087.31
<b>Total Other Purchased Services</b>				<b>\$2,087.31</b>
<b>600 Supplies</b>				
610 General Supplies				961.90
650 Supplies & Fees – Technology Related				1,539.16
<b>Total Supplies</b>				<b>\$2,501.06</b>
<b>800 Other Objects</b>				
810 Dues and Fees				5.42
<b>Total Other Objects</b>				<b>\$5.42</b>
<b>Total 2513 Receiving and Disbursing Funds Services</b>				<b>\$343,276.97</b>

LEA : 120481002 Bethlehem Area SD

Printed 1/20/2021 1:12:56 PM

General Fund (10)

2514 Payroll Services

Elementary                      Secondary                      Federal                      Total

<b>100 Personnel Services – Salaries</b>				
100 Personnel Services – Salaries				205,801.10
<b>Total Personnel Services – Salaries</b>				<b>\$205,801.10</b>
<b>200 Personnel Services – Employee Benefits</b>				
210 Group Insurance – Contracted Provider				320.99
220 Social Security Contributions				15,213.59
230 PSERS Retirement Contributions				70,569.18
260 Workers' Compensation				2,468.90
270 Group Insurance – Self-Insurance				66,240.00
299 All Other Employee Benefits				500.00
<b>Total Personnel Services – Employee Benefits</b>				<b>\$155,312.66</b>
<b>400 Purchased Property Services</b>				
430 Repairs and Maintenance Services				50.00
<b>Total Purchased Property Services</b>				<b>\$50.00</b>
<b>500 Other Purchased Services</b>				
530 Communications				3,824.51
<b>Total Other Purchased Services</b>				<b>\$3,824.51</b>
<b>600 Supplies</b>				
610 General Supplies				2,215.10
<b>Total Supplies</b>				<b>\$2,215.10</b>
<b>800 Other Objects</b>				
810 Dues and Fees				60.45
<b>Total Other Objects</b>				<b>\$60.45</b>
<b>Total 2514 Payroll Services</b>				<b>\$367,263.82</b>

General Fund (10)

2515 Financial Accounting Services

Elementary

Secondary

Federal

Total

100 Personnel Services – Salaries

100 Personnel Services – Salaries

63,871.55

**Total Personnel Services – Salaries**

**\$63,871.55**

200 Personnel Services – Employee Benefits

210 Group Insurance – Contracted Provider

176.09

220 Social Security Contributions

4,744.57

230 PSERS Retirement Contributions

20,939.30

250 Unemployment Compensation

1,662.88

260 Workers' Compensation

766.24

270 Group Insurance – Self-Insurance

16,560.00

299 All Other Employee Benefits

400.00

**Total Personnel Services – Employee Benefits**

**\$45,249.08**

600 Supplies

650 Supplies & Fees – Technology Related

1,327.22

**Total Supplies**

**\$1,327.22**

800 Other Objects

810 Dues and Fees

721.42

**Total Other Objects**

**\$721.42**

**Total 2515 Financial Accounting Services**

**\$111,169.27**

General Fund (10)

2516 Internal Auditing Services

Elementary                      Secondary                      Federal                      Total

100 Personnel Services – Salaries

100 Personnel Services – Salaries 107,090.28

**Total Personnel Services – Salaries \$107,090.28**

200 Personnel Services – Employee Benefits

210 Group Insurance – Contracted Provider 283.97

220 Social Security Contributions 7,947.50

230 PSERS Retirement Contributions 36,721.43

260 Workers' Compensation 1,284.72

270 Group Insurance – Self-Insurance 26,220.00

299 All Other Employee Benefits 710.00

**Total Personnel Services – Employee Benefits \$73,167.62**

600 Supplies

610 General Supplies 481.26

650 Supplies & Fees – Technology Related 2,577.68

**Total Supplies \$3,058.94**

800 Other Objects

810 Dues and Fees 10.83

**Total Other Objects \$10.83**

**Total 2516 Internal Auditing Services \$183,327.67**

General Fund (10)

2519 Other Fiscal Services

Elementary

Secondary

Federal

Total

100 Personnel Services – Salaries

100 Personnel Services – Salaries

142,418.46

**Total Personnel Services – Salaries**

**\$142,418.46**

200 Personnel Services – Employee Benefits

210 Group Insurance – Contracted Provider

690.61

220 Social Security Contributions

10,603.28

230 PSERS Retirement Contributions

48,835.23

260 Workers' Compensation

1,708.53

270 Group Insurance – Self-Insurance

22,080.00

299 All Other Employee Benefits

1,059.37

**Total Personnel Services – Employee Benefits**

**\$84,977.02**

500 Other Purchased Services

580 Travel

58.94

**Total Other Purchased Services**

**\$58.94**

600 Supplies

610 General Supplies

433.06

650 Supplies & Fees – Technology Related

496.15

**Total Supplies**

**\$929.21**

800 Other Objects

810 Dues and Fees

10.83

**Total Other Objects**

**\$10.83**

**Total 2519 Other Fiscal Services**

**\$228,394.46**

LEA : 120481002 Bethlehem Area SD

Printed 1/20/2021 1:12:56 PM

**General Fund (10)**

	<u>Elementary</u>	<u>Secondary</u>	<u>Federal</u>	<u>Total</u>
<b>2520 Purchasing Services</b>				
<b>100 Personnel Services – Salaries</b>				
100 Personnel Services – Salaries				59,918.80
<b>Total Personnel Services – Salaries</b>				<b>\$59,918.80</b>
<b>200 Personnel Services – Employee Benefits</b>				
210 Group Insurance – Contracted Provider				88.27
220 Social Security Contributions				4,524.63
230 PSERS Retirement Contributions				19,583.63
250 Unemployment Compensation				1,662.88
260 Workers' Compensation				718.81
270 Group Insurance – Self-Insurance				19,320.00
<b>Total Personnel Services – Employee Benefits</b>				<b>\$45,898.22</b>
<b>500 Other Purchased Services</b>				
530 Communications				423.82
549 Other Advertising/Public Relations				5,257.49
<b>Total Other Purchased Services</b>				<b>\$5,681.31</b>
<b>600 Supplies</b>				
610 General Supplies				1,236.56
650 Supplies & Fees – Technology Related				19.99
<b>Total Supplies</b>				<b>\$1,256.55</b>
<b>800 Other Objects</b>				
810 Dues and Fees				5.43
<b>Total Other Objects</b>				<b>\$5.43</b>
<b>Total 2520 Purchasing Services</b>				<b>\$112,760.31</b>

LEA : 120481002 Bethlehem Area SD

Printed 1/20/2021 1:12:56 PM

General Fund (10)

2530 Warehousing and Distributing Services	<u>Elementary</u>	<u>Secondary</u>	<u>Federal</u>	<u>Total</u>
<b>100 Personnel Services – Salaries</b>				
100 Personnel Services – Salaries				113,772.49
<b>Total Personnel Services – Salaries</b>				<b>\$113,772.49</b>
<b>200 Personnel Services – Employee Benefits</b>				
210 Group Insurance – Contracted Provider				559.98
220 Social Security Contributions				8,568.70
230 PSERS Retirement Contributions				38,669.71
260 Workers' Compensation				1,364.88
270 Group Insurance – Self-Insurance				30,360.00
<b>Total Personnel Services – Employee Benefits</b>				<b>\$79,523.27</b>
<b>Total 2530 Warehousing and Distributing Services</b>				<b>\$193,295.76</b>

General Fund (10)

2540 Printing, Publishing and Duplicating Services

Elementary

Secondary

Federal

Total

100 Personnel Services – Salaries

100 Personnel Services – Salaries

76,156.64

**Total Personnel Services – Salaries**

**\$76,156.64**

200 Personnel Services – Employee Benefits

210 Group Insurance – Contracted Provider

62.29

220 Social Security Contributions

5,528.55

230 PSERS Retirement Contributions

26,028.39

260 Workers' Compensation

913.62

270 Group Insurance – Self-Insurance

20,010.00

**Total Personnel Services – Employee Benefits**

**\$52,542.85**

400 Purchased Property Services

430 Repairs and Maintenance Services

128.00

440 Rentals

93,251.81

**Total Purchased Property Services**

**\$93,379.81**

500 Other Purchased Services

530 Communications

1,494.95

550 Printing and Binding

183.84

**Total Other Purchased Services**

**\$1,678.79**

600 Supplies

610 General Supplies

8,995.85

650 Supplies & Fees – Technology Related

5,534.25

**Total Supplies**

**\$14,530.10**

**Total 2540 Printing, Publishing and Duplicating Services**

**\$238,288.19**

**General Fund (10)**

**2600 Operation and Maintenance of Plant Services**

Elementary                      Secondary                      Federal                      Total

**100 Personnel Services – Salaries**

100 Personnel Services – Salaries 70,897.50 7,158,659.03

**Total Personnel Services – Salaries** **\$70,897.50**      **\$7,158,659.03**

**200 Personnel Services – Employee Benefits**

210 Group Insurance – Contracted Provider 187.90 165,177.72

220 Social Security Contributions 5,378.86 537,535.01

230 PSERS Retirement Contributions 12,155.37 2,437,934.54

250 Unemployment Compensation 4,062.00

260 Workers' Compensation 850.53 85,977.03

270 Group Insurance – Self-Insurance 15,180.00 1,854,075.00

299 All Other Employee Benefits 26,106.13

**Total Personnel Services – Employee Benefits** **\$33,752.66**      **\$5,110,867.43**

**300 Purchased Professional and Technical Services**

330 Other Professional Services 61,683.40

340 Technical Services 42,512.63

350 Security / Safety Services 343,766.02

**Total Purchased Professional and Technical Services** **\$447,962.05**

**400 Purchased Property Services**

410 Cleaning Services 264,555.75

420 Utility Services 288,344.04

430 Repairs and Maintenance Services 802,674.16

440 Rentals 20,523.99

450 Construction Services 94,193.42

460 Extermination Services 14,271.28

**Total Purchased Property Services** **\$1,484,562.64**

**500 Other Purchased Services**

522 Automotive Liability Insurance 51,017.00

523 General Property and Liability Insurance 436,981.00

530 Communications 36,861.60

550 Printing and Binding 1.36

580 Travel 1,063.91 3,338.03

**Total Other Purchased Services** **\$1,063.91**      **\$528,198.99**

**600 Supplies**

610 General Supplies 584,094.21 548,729.90 33.00 1,132,857.11

620 Energy 1,997,133.14

630 Food 65.34

640 Books and Periodicals 1.00

650 Supplies & Fees – Technology Related 143,841.54

**Total Supplies** **\$584,094.21**      **\$548,729.90**      **\$33.00**      **\$3,273,898.13**

**700 Property**

752 Capital Equipment – Original and Additional 47,586.00

762 Capitalized Equipment - Replacement 26,874.00

**Total Property** **\$74,460.00**

LEA : 120481002 Bethlehem Area SD

Printed 1/20/2021 1:12:56 PM

General Fund (10)

2600 Operation and Maintenance of Plant Services

Elementary

Secondary

Federal

Total

800 Other Objects

810 Dues and Fees

16,305.46

**Total Other Objects**

**\$16,305.46**

**Total 2600 Operation and Maintenance of Plant Services**

**\$584,094.21**

**\$548,729.90**

**\$105,747.07**

**\$18,094,913.73**

**General Fund (10)**

	<u>Elementary</u>	<u>Secondary</u>	<u>Federal</u>	<u>Total</u>
<b>2610 Supervision of Operation and Maintenance of Plant Services</b>				
<b>100 Personnel Services – Salaries</b>				
100 Personnel Services – Salaries				442,226.66
<b>Total Personnel Services – Salaries</b>				<b>\$442,226.66</b>
<b>200 Personnel Services – Employee Benefits</b>				
210 Group Insurance – Contracted Provider				1,633.32
220 Social Security Contributions				33,756.66
230 PSERS Retirement Contributions				149,441.47
260 Workers' Compensation				5,416.26
270 Group Insurance – Self-Insurance				78,660.00
299 All Other Employee Benefits				1,000.00
<b>Total Personnel Services – Employee Benefits</b>				<b>\$269,907.71</b>
<b>500 Other Purchased Services</b>				
530 Communications				2,096.98
580 Travel				2,247.44
<b>Total Other Purchased Services</b>				<b>\$4,344.42</b>
<b>600 Supplies</b>				
610 General Supplies	67.85	68.25		136.10
650 Supplies & Fees – Technology Related				992.30
<b>Total Supplies</b>	<b>\$67.85</b>	<b>\$68.25</b>		<b>\$1,128.40</b>
<b>800 Other Objects</b>				
810 Dues and Fees				989.00
<b>Total Other Objects</b>				<b>\$989.00</b>
<b>Total 2610 Supervision of Operation and Maintenance of Plant Services</b>	<b>\$67.85</b>	<b>\$68.25</b>		<b>\$718,596.19</b>

**General Fund (10)**

	<u>Elementary</u>	<u>Secondary</u>	<u>Federal</u>	<u>Total</u>
<b>2611 Supervision of Operation and Maintenance of Plant Services – Head of Component</b>				
<b>100 Personnel Services – Salaries</b>				
100 Personnel Services – Salaries				178,894.65
<b>Total Personnel Services – Salaries</b>				<b>\$178,894.65</b>
<b>200 Personnel Services – Employee Benefits</b>				
210 Group Insurance – Contracted Provider				1,112.92
220 Social Security Contributions				13,944.81
230 PSERS Retirement Contributions				61,908.39
260 Workers' Compensation				2,257.19
270 Group Insurance – Self-Insurance				15,180.00
299 All Other Employee Benefits				500.00
<b>Total Personnel Services – Employee Benefits</b>				<b>\$94,903.31</b>
<b>500 Other Purchased Services</b>				
580 Travel				593.59
<b>Total Other Purchased Services</b>				<b>\$593.59</b>
<b>600 Supplies</b>				
610 General Supplies	4.97	4.99		9.96
650 Supplies & Fees – Technology Related				278.06
<b>Total Supplies</b>	<b>\$4.97</b>	<b>\$4.99</b>		<b>\$288.02</b>
<b>800 Other Objects</b>				
810 Dues and Fees				100.00
<b>Total Other Objects</b>				<b>\$100.00</b>
<b>Total 2611 Supervision of Operation and Maintenance of Plant Services – Head of Component</b>	<b>\$4.97</b>	<b>\$4.99</b>		<b>\$274,779.57</b>

**General Fund (10)**

	<u>Elementary</u>	<u>Secondary</u>	<u>Federal</u>	<u>Total</u>
<b>2619 Supervision of Operation and Maintenance of Plant Services – All Other Supervision</b>				
<b>100 Personnel Services – Salaries</b>				
100 Personnel Services – Salaries				263,332.01
<b>Total Personnel Services – Salaries</b>				<b>\$263,332.01</b>
<b>200 Personnel Services – Employee Benefits</b>				
210 Group Insurance – Contracted Provider				520.40
220 Social Security Contributions				19,811.85
230 PSERS Retirement Contributions				87,533.08
260 Workers' Compensation				3,159.07
270 Group Insurance – Self-Insurance				63,480.00
299 All Other Employee Benefits				500.00
<b>Total Personnel Services – Employee Benefits</b>				<b>\$175,004.40</b>
<b>500 Other Purchased Services</b>				
530 Communications				2,096.98
580 Travel				1,653.85
<b>Total Other Purchased Services</b>				<b>\$3,750.83</b>
<b>600 Supplies</b>				
610 General Supplies	62.88	63.26		126.14
650 Supplies & Fees – Technology Related				714.24
<b>Total Supplies</b>	<b>\$62.88</b>	<b>\$63.26</b>		<b>\$840.38</b>
<b>800 Other Objects</b>				
810 Dues and Fees				889.00
<b>Total Other Objects</b>				<b>\$889.00</b>
<b>Total 2619 Supervision of Operation and Maintenance of Plant Services – All Other Supervision</b>	<b>\$62.88</b>	<b>\$63.26</b>		<b>\$443,816.62</b>

LEA : 120481002 Bethlehem Area SD

Printed 1/20/2021 1:12:56 PM

**General Fund (10)**

	<u>Elementary</u>	<u>Secondary</u>	<u>Federal</u>	<u>Total</u>
<b>2620 Operation of Buildings Services</b>				
<b>100 Personnel Services – Salaries</b>				
100 Personnel Services – Salaries				6,156,923.41
<b>Total Personnel Services – Salaries</b>				<b>\$6,156,923.41</b>
<b>200 Personnel Services – Employee Benefits</b>				
210 Group Insurance – Contracted Provider				29,905.87
220 Social Security Contributions				461,540.16
230 PSERS Retirement Contributions				2,097,906.08
250 Unemployment Compensation				3,425.68
260 Workers' Compensation				73,848.56
270 Group Insurance – Self-Insurance				1,684,335.00
299 All Other Employee Benefits				25,106.13
<b>Total Personnel Services – Employee Benefits</b>				<b>\$4,376,067.48</b>
<b>300 Purchased Professional and Technical Services</b>				
330 Other Professional Services				61,683.40
340 Technical Services				39,224.63
<b>Total Purchased Professional and Technical Services</b>				<b>\$100,908.03</b>
<b>400 Purchased Property Services</b>				
410 Cleaning Services				76,162.75
420 Utility Services				288,344.04
430 Repairs and Maintenance Services				696,543.97
440 Rentals				5,701.24
450 Construction Services				15,551.25
460 Extermination Services				14,271.28
<b>Total Purchased Property Services</b>				<b>\$1,096,574.53</b>
<b>500 Other Purchased Services</b>				
523 General Property and Liability Insurance				436,981.00
530 Communications				34,477.76
550 Printing and Binding				1.36
580 Travel				26.68
<b>Total Other Purchased Services</b>				<b>\$471,486.80</b>
<b>600 Supplies</b>				
610 General Supplies	523,969.43	495,228.82		1,019,198.25
620 Energy				1,963,317.32
630 Food				65.34
640 Books and Periodicals				1.00
650 Supplies & Fees – Technology Related				64,833.67
<b>Total Supplies</b>	<b>\$523,969.43</b>	<b>\$495,228.82</b>		<b>\$3,047,415.58</b>
<b>700 Property</b>				
752 Capital Equipment – Original and Additional				47,586.00
<b>Total Property</b>				<b>\$47,586.00</b>
<b>800 Other Objects</b>				

LEA : 120481002 Bethlehem Area SD

Printed 1/20/2021 1:12:56 PM

General Fund (10)

2620 Operation of Buildings Services

Elementary

Secondary

Federal

Total

800 Other Objects

810 Dues and Fees

15,006.46

**Total Other Objects**

**\$15,006.46**

**Total 2620 Operation of Buildings Services**

**\$523,969.43**

**\$495,228.82**

**\$15,311,968.29**

**General Fund (10)**

	<u>Elementary</u>	<u>Secondary</u>	<u>Federal</u>	<u>Total</u>
<b>2630 Care and Upkeep of Grounds Services</b>				
<b>100 Personnel Services – Salaries</b>				
100 Personnel Services – Salaries				291,363.78
<b>Total Personnel Services – Salaries</b>				<b>\$291,363.78</b>
<b>200 Personnel Services – Employee Benefits</b>				
210 Group Insurance – Contracted Provider				1,399.95
220 Social Security Contributions				21,881.52
230 PSERS Retirement Contributions				98,879.98
260 Workers' Compensation				3,495.37
270 Group Insurance – Self-Insurance				75,900.00
<b>Total Personnel Services – Employee Benefits</b>				<b>\$201,556.82</b>
<b>400 Purchased Property Services</b>				
410 Cleaning Services				188,393.00
430 Repairs and Maintenance Services				30,563.76
440 Rentals				7,142.75
450 Construction Services				78,642.17
<b>Total Purchased Property Services</b>				<b>\$304,741.68</b>
<b>600 Supplies</b>				
610 General Supplies	16,248.36	10,044.59		26,292.95
<b>Total Supplies</b>	<b>\$16,248.36</b>	<b>\$10,044.59</b>		<b>\$26,292.95</b>
<b>800 Other Objects</b>				
810 Dues and Fees				35.00
<b>Total Other Objects</b>				<b>\$35.00</b>
<b>Total 2630 Care and Upkeep of Grounds Services</b>	<b>\$16,248.36</b>	<b>\$10,044.59</b>		<b>\$823,990.23</b>

LEA : 120481002 Bethlehem Area SD

Printed 1/20/2021 1:12:56 PM

**General Fund (10)**

	<u>Elementary</u>	<u>Secondary</u>	<u>Federal</u>	<u>Total</u>
<b>2650 Vehicle Operation and Maintenance Services (Other Than Student Transportation Vehicles)</b>				
<b>400 <u>Purchased Property Services</u></b>				
430 Repairs and Maintenance Services				14,516.35
440 Rentals				7,680.00
<b>Total Purchased Property Services</b>				<b>\$22,196.35</b>
<b>500 <u>Other Purchased Services</u></b>				
522 Automotive Liability Insurance				51,017.00
<b>Total Other Purchased Services</b>				<b>\$51,017.00</b>
<b>600 <u>Supplies</u></b>				
610 General Supplies	12,739.24	13,049.60		25,788.84
620 Energy				33,815.82
<b>Total Supplies</b>	<b>\$12,739.24</b>	<b>\$13,049.60</b>		<b>\$59,604.66</b>
<b>700 <u>Property</u></b>				
762 Capitalized Equipment - Replacement				26,874.00
<b>Total Property</b>				<b>\$26,874.00</b>
<b>Total 2650 Vehicle Operation and Maintenance Services (Other Than Student Transportation Vehicles)</b>	<b>\$12,739.24</b>	<b>\$13,049.60</b>		<b>\$159,692.01</b>

**General Fund (10)**

	<u>Elementary</u>	<u>Secondary</u>	<u>Federal</u>	<u>Total</u>
<b>2660 Safety and Security Services</b>				
<b>100 Personnel Services – Salaries</b>				
100 Personnel Services – Salaries			70,897.50	268,145.18
<b>Total Personnel Services – Salaries</b>			<b>\$70,897.50</b>	<b>\$268,145.18</b>
<b>200 Personnel Services – Employee Benefits</b>				
210 Group Insurance – Contracted Provider			187.90	132,238.58
220 Social Security Contributions			5,378.86	20,356.67
230 PSERS Retirement Contributions			12,155.37	91,707.01
250 Unemployment Compensation				636.32
260 Workers' Compensation			850.53	3,216.84
270 Group Insurance – Self-Insurance			15,180.00	15,180.00
<b>Total Personnel Services – Employee Benefits</b>			<b>\$33,752.66</b>	<b>\$263,335.42</b>
<b>300 Purchased Professional and Technical Services</b>				
340 Technical Services				3,288.00
350 Security / Safety Services				343,766.02
<b>Total Purchased Professional and Technical Services</b>				<b>\$347,054.02</b>
<b>400 Purchased Property Services</b>				
430 Repairs and Maintenance Services				61,050.08
<b>Total Purchased Property Services</b>				<b>\$61,050.08</b>
<b>500 Other Purchased Services</b>				
530 Communications				286.86
580 Travel			1,063.91	1,063.91
<b>Total Other Purchased Services</b>			<b>\$1,063.91</b>	<b>\$1,350.77</b>
<b>600 Supplies</b>				
610 General Supplies	31,069.33	30,338.64	33.00	61,440.97
650 Supplies & Fees – Technology Related				78,015.57
<b>Total Supplies</b>	<b>\$31,069.33</b>	<b>\$30,338.64</b>	<b>\$33.00</b>	<b>\$139,456.54</b>
<b>800 Other Objects</b>				
810 Dues and Fees				275.00
<b>Total Other Objects</b>				<b>\$275.00</b>
<b>Total 2660 Safety and Security Services</b>	<b>\$31,069.33</b>	<b>\$30,338.64</b>	<b>\$105,747.07</b>	<b>\$1,080,667.01</b>

General Fund (10)

	<u>Elementary</u>	<u>Secondary</u>	<u>Federal</u>	<u>Total</u>
<b>2700 Student Transportation Services</b>				
<b>100 Personnel Services – Salaries</b>				
100 Personnel Services – Salaries				3,716,219.98
<b>Total Personnel Services – Salaries</b>				<b>\$3,716,219.98</b>
<b>200 Personnel Services – Employee Benefits</b>				
210 Group Insurance – Contracted Provider				5,940.21
220 Social Security Contributions				280,516.14
230 PSERS Retirement Contributions				1,221,060.41
250 Unemployment Compensation				8,420.36
260 Workers' Compensation				44,581.87
270 Group Insurance – Self-Insurance				905,935.00
299 All Other Employee Benefits				657.26
<b>Total Personnel Services – Employee Benefits</b>				<b>\$2,467,111.25</b>
<b>300 Purchased Professional and Technical Services</b>				
330 Other Professional Services				224,808.75
<b>Total Purchased Professional and Technical Services</b>				<b>\$224,808.75</b>
<b>400 Purchased Property Services</b>				
410 Cleaning Services				5,624.17
430 Repairs and Maintenance Services				101,651.93
440 Rentals				4,296.46
<b>Total Purchased Property Services</b>				<b>\$111,572.56</b>
<b>500 Other Purchased Services</b>				
513 Contracted Carriers				102,044.92
516 Student Transportation Services From the IU				1,215,843.10
522 Automotive Liability Insurance				124,873.00
530 Communications				4,604.69
550 Printing and Binding				434.36
580 Travel				6.50
599 Other Miscellaneous Purchased Services				109,827.48
<b>Total Other Purchased Services</b>				<b>\$1,557,634.05</b>
<b>600 Supplies</b>				
610 General Supplies				303,107.74
620 Energy				331,539.36
630 Food				950.49
650 Supplies & Fees – Technology Related				79,990.98
<b>Total Supplies</b>				<b>\$715,588.57</b>
<b>700 Property</b>				
758 Capitalized Technology Software - Original				12,500.00
762 Capitalized Equipment - Replacement				184,134.00
<b>Total Property</b>				<b>\$196,634.00</b>
<b>800 Other Objects</b>				
810 Dues and Fees				2,003.83

LEA : 120481002 Bethlehem Area SD

Printed 1/20/2021 1:12:56 PM

General Fund (10)

2700 Student Transportation Services

Elementary

Secondary

Federal

Total

800 Other Objects

890 Miscellaneous Expenditures

582.00

**Total Other Objects**

**\$2,585.83**

**Total 2700 Student Transportation Services**

**\$8,992,154.99**

General Fund (10)

2710 Supervision of Student Transportation Services

Elementary

Secondary

Federal

Total

100 Personnel Services – Salaries

100 Personnel Services – Salaries 295,127.67

**Total Personnel Services – Salaries \$295,127.67**

200 Personnel Services – Employee Benefits

210 Group Insurance – Contracted Provider 639.93

220 Social Security Contributions 22,356.05

230 PSERS Retirement Contributions 100,064.91

260 Workers' Compensation 3,540.52

270 Group Insurance – Self-Insurance 60,609.60

299 All Other Employee Benefits 481.11

**Total Personnel Services – Employee Benefits \$187,692.12**

300 Purchased Professional and Technical Services

330 Other Professional Services 154,511.50

**Total Purchased Professional and Technical Services \$154,511.50**

400 Purchased Property Services

440 Rentals 1,799.84

**Total Purchased Property Services \$1,799.84**

500 Other Purchased Services

530 Communications 403.52

550 Printing and Binding 317.95

**Total Other Purchased Services \$721.47**

600 Supplies

610 General Supplies 20,081.50

630 Food 695.76

650 Supplies & Fees – Technology Related 12,939.12

**Total Supplies \$33,716.38**

800 Other Objects

810 Dues and Fees 128.71

**Total Other Objects \$128.71**

**Total 2710 Supervision of Student Transportation Services \$673,697.69**

General Fund (10)

2719 Supervision of Student Transportation Services – All Other Supervision

Elementary

Secondary

Federal

Total

<b>100 Personnel Services – Salaries</b>				
100 Personnel Services – Salaries				295,127.67
<b>Total Personnel Services – Salaries</b>				<b>\$295,127.67</b>
<b>200 Personnel Services – Employee Benefits</b>				
210 Group Insurance – Contracted Provider				639.93
220 Social Security Contributions				22,356.05
230 PSERS Retirement Contributions				100,064.91
260 Workers' Compensation				3,540.52
270 Group Insurance – Self-Insurance				60,609.60
299 All Other Employee Benefits				481.11
<b>Total Personnel Services – Employee Benefits</b>				<b>\$187,692.12</b>
<b>300 Purchased Professional and Technical Services</b>				
330 Other Professional Services				154,511.50
<b>Total Purchased Professional and Technical Services</b>				<b>\$154,511.50</b>
<b>400 Purchased Property Services</b>				
440 Rentals				1,799.84
<b>Total Purchased Property Services</b>				<b>\$1,799.84</b>
<b>500 Other Purchased Services</b>				
530 Communications				403.52
550 Printing and Binding				317.95
<b>Total Other Purchased Services</b>				<b>\$721.47</b>
<b>600 Supplies</b>				
610 General Supplies				20,081.50
630 Food				695.76
650 Supplies & Fees – Technology Related				12,939.12
<b>Total Supplies</b>				<b>\$33,716.38</b>
<b>800 Other Objects</b>				
810 Dues and Fees				128.71
<b>Total Other Objects</b>				<b>\$128.71</b>
<b>Total 2719 Supervision of Student Transportation Services – All Other Supervision</b>				<b>\$673,697.69</b>

**General Fund (10)**

	<u>Elementary</u>	<u>Secondary</u>	<u>Federal</u>	<u>Total</u>
<b>2720 Vehicle Operation Services</b>				
<b>100 Personnel Services – Salaries</b>				
100 Personnel Services – Salaries				1,751,187.22
<b>Total Personnel Services – Salaries</b>				<b>\$1,751,187.22</b>
<b>200 Personnel Services – Employee Benefits</b>				
210 Group Insurance – Contracted Provider				2,006.23
220 Social Security Contributions				132,191.70
230 PSERS Retirement Contributions				565,976.69
250 Unemployment Compensation				6,163.70
260 Workers' Compensation				21,008.22
270 Group Insurance – Self-Insurance				488,170.80
<b>Total Personnel Services – Employee Benefits</b>				<b>\$1,215,517.34</b>
<b>300 Purchased Professional and Technical Services</b>				
330 Other Professional Services				10,048.50
<b>Total Purchased Professional and Technical Services</b>				<b>\$10,048.50</b>
<b>400 Purchased Property Services</b>				
430 Repairs and Maintenance Services				9,058.50
<b>Total Purchased Property Services</b>				<b>\$9,058.50</b>
<b>500 Other Purchased Services</b>				
513 Contracted Carriers				74,696.88
516 Student Transportation Services From the IU				889,997.15
530 Communications				2,967.11
580 Travel				4.76
<b>Total Other Purchased Services</b>				<b>\$967,665.90</b>
<b>600 Supplies</b>				
610 General Supplies				2,002.11
620 Energy				242,556.13
650 Supplies & Fees – Technology Related				15,687.18
<b>Total Supplies</b>				<b>\$260,245.42</b>
<b>700 Property</b>				
758 Capitalized Technology Software - Original				9,150.00
<b>Total Property</b>				<b>\$9,150.00</b>
<b>800 Other Objects</b>				
890 Miscellaneous Expenditures				426.02
<b>Total Other Objects</b>				<b>\$426.02</b>
<b>Total 2720 Vehicle Operation Services</b>				<b>\$4,223,298.90</b>

General Fund (10)

2730 Monitoring Services

Elementary

Secondary

Federal

Total

100 Personnel Services – Salaries

100 Personnel Services – Salaries

431,381.10

**Total Personnel Services – Salaries**

**\$431,381.10**

200 Personnel Services – Employee Benefits

210 Group Insurance – Contracted Provider

328.73

220 Social Security Contributions

32,712.13

230 PSERS Retirement Contributions

144,040.50

260 Workers' Compensation

5,175.09

270 Group Insurance – Self-Insurance

49,041.20

**Total Personnel Services – Employee Benefits**

**\$231,297.65**

500 Other Purchased Services

599 Other Miscellaneous Purchased Services

109,827.48

**Total Other Purchased Services**

**\$109,827.48**

**Total 2730 Monitoring Services**

**\$772,506.23**

**General Fund (10)**

	<u>Elementary</u>	<u>Secondary</u>	<u>Federal</u>	<u>Total</u>
<b>2740 Vehicle Servicing and Maintenance Services</b>				
<b>100 Personnel Services – Salaries</b>				
100 Personnel Services – Salaries				339,135.76
<b>Total Personnel Services – Salaries</b>				<b>\$339,135.76</b>
<b>200 Personnel Services – Employee Benefits</b>				
210 Group Insurance – Contracted Provider				1,446.92
220 Social Security Contributions				25,400.07
230 PSERS Retirement Contributions				115,975.62
260 Workers' Compensation				4,068.46
270 Group Insurance – Self-Insurance				76,300.02
<b>Total Personnel Services – Employee Benefits</b>				<b>\$223,191.09</b>
<b>400 Purchased Property Services</b>				
410 Cleaning Services				4,116.89
430 Repairs and Maintenance Services				65,350.71
440 Rentals				1,345.17
<b>Total Purchased Property Services</b>				<b>\$70,812.77</b>
<b>500 Other Purchased Services</b>				
522 Automotive Liability Insurance				91,407.04
<b>Total Other Purchased Services</b>				<b>\$91,407.04</b>
<b>600 Supplies</b>				
610 General Supplies				199,791.26
620 Energy				130.68
650 Supplies & Fees – Technology Related				29,927.09
<b>Total Supplies</b>				<b>\$229,849.03</b>
<b>700 Property</b>				
762 Capitalized Equipment - Replacement				134,786.09
<b>Total Property</b>				<b>\$134,786.09</b>
<b>800 Other Objects</b>				
810 Dues and Fees				1,338.10
<b>Total Other Objects</b>				<b>\$1,338.10</b>
<b>Total 2740 Vehicle Servicing and Maintenance Services</b>				<b>\$1,090,519.88</b>

**General Fund (10)**

	<u>Elementary</u>	<u>Secondary</u>	<u>Federal</u>	<u>Total</u>
<b>2750 Nonpublic Transportation</b>				
<b>100 Personnel Services – Salaries</b>				
100 Personnel Services – Salaries				899,388.23
<b>Total Personnel Services – Salaries</b>				<b>\$899,388.23</b>
<b>200 Personnel Services – Employee Benefits</b>				
210 Group Insurance – Contracted Provider				1,518.40
220 Social Security Contributions				67,856.19
230 PSERS Retirement Contributions				295,002.69
250 Unemployment Compensation				2,256.66
260 Workers' Compensation				10,789.58
270 Group Insurance – Self-Insurance				231,813.38
299 All Other Employee Benefits				176.15
<b>Total Personnel Services – Employee Benefits</b>				<b>\$609,413.05</b>
<b>300 Purchased Professional and Technical Services</b>				
330 Other Professional Services				60,248.75
<b>Total Purchased Professional and Technical Services</b>				<b>\$60,248.75</b>
<b>400 Purchased Property Services</b>				
410 Cleaning Services				1,507.28
430 Repairs and Maintenance Services				27,242.72
440 Rentals				1,151.45
<b>Total Purchased Property Services</b>				<b>\$29,901.45</b>
<b>500 Other Purchased Services</b>				
513 Contracted Carriers				27,348.04
516 Student Transportation Services From the IU				325,845.95
522 Automotive Liability Insurance				33,465.96
530 Communications				1,234.06
550 Printing and Binding				116.41
580 Travel				1.74
<b>Total Other Purchased Services</b>				<b>\$388,012.16</b>
<b>600 Supplies</b>				
610 General Supplies				81,232.87
620 Energy				88,852.55
630 Food				254.73
650 Supplies & Fees – Technology Related				21,437.59
<b>Total Supplies</b>				<b>\$191,777.74</b>
<b>700 Property</b>				
758 Capitalized Technology Software - Original				3,350.00
762 Capitalized Equipment - Replacement				49,347.91
<b>Total Property</b>				<b>\$52,697.91</b>
<b>800 Other Objects</b>				
810 Dues and Fees				537.02
890 Miscellaneous Expenditures				155.98

LEA : 120481002 Bethlehem Area SD

Printed 1/20/2021 1:12:56 PM

General Fund (10)

2750 Nonpublic Transportation

Elementary

Secondary

Federal

Total

Total Other Objects

\$693.00

Total 2750 Nonpublic Transportation

\$2,232,132.29

LEA : 120481002 Bethlehem Area SD

Printed 1/20/2021 1:12:56 PM

**General Fund (10)**

**2800 Support Services – Central**

**100 Personnel Services – Salaries**

	<u>Elementary</u>	<u>Secondary</u>	<u>Federal</u>	<u>Total</u>
100 Personnel Services – Salaries			92,929.84	2,939,562.36
<b>Total Personnel Services – Salaries</b>			<b>\$92,929.84</b>	<b>\$2,939,562.36</b>

**200 Personnel Services – Employee Benefits**

210 Group Insurance – Contracted Provider			212.39	8,668.95
220 Social Security Contributions			7,043.29	220,567.95
230 PSERS Retirement Contributions			18,492.23	986,488.16
240 Tuition Reimbursement				54,329.80
260 Workers' Compensation			1,040.91	35,264.59
270 Group Insurance – Self-Insurance			15,938.89	641,631.07
280 Other Post-Employment Benefits (OPEB)				172,500.00
299 All Other Employee Benefits				12,925.06
<b>Total Personnel Services – Employee Benefits</b>			<b>\$42,727.71</b>	<b>\$2,132,375.58</b>

**300 Purchased Professional and Technical Services**

330 Other Professional Services				52,787.58
340 Technical Services				53,371.69
360 Employee Training and Development Services			3,289.00	218,539.75
<b>Total Purchased Professional and Technical Services</b>			<b>\$3,289.00</b>	<b>\$324,699.02</b>

**400 Purchased Property Services**

410 Cleaning Services				6,122.31
430 Repairs and Maintenance Services				324,028.80
440 Rentals				10,146.16
<b>Total Purchased Property Services</b>				<b>\$340,297.27</b>

**500 Other Purchased Services**

520 Insurance – General				22,967.00
530 Communications				94,690.73
549 Other Advertising/Public Relations				2,900.00
550 Printing and Binding				22,827.96
580 Travel			8,362.01	48,450.78
<b>Total Other Purchased Services</b>			<b>\$8,362.01</b>	<b>\$191,836.47</b>

**600 Supplies**

610 General Supplies				31,244.94
630 Food				3,774.15
640 Books and Periodicals			880.00	2,661.97
650 Supplies & Fees – Technology Related			109.98	1,336,402.71
<b>Total Supplies</b>			<b>\$989.98</b>	<b>\$1,374,083.77</b>

**700 Property**

756 Capitalized Technology Equipment – Original				62,969.98
766 Capitalized Technology Equipment – Replacement				123,022.23
768 Capitalized Technology Software - Replacement				49,090.46
<b>Total Property</b>				<b>\$235,082.67</b>

**800 Other Objects**

LEA : 120481002 Bethlehem Area SD

Printed 1/20/2021 1:12:56 PM

General Fund (10)

2800 Support Services – Central

Elementary

Secondary

Federal

Total

800 Other Objects

810 Dues and Fees

100.00

3,882.97

**Total Other Objects**

**\$100.00**

**\$3,882.97**

**Total 2800 Support Services – Central**

**\$148,398.54**

**\$7,541,820.11**

General Fund (10)

2810 Planning, Research, Development and Evaluation Services

Elementary

Secondary

Federal

Total

100 Personnel Services – Salaries

100 Personnel Services – Salaries 1,172,436.93

**Total Personnel Services – Salaries \$1,172,436.93**

200 Personnel Services – Employee Benefits

210 Group Insurance – Contracted Provider 3,151.67

220 Social Security Contributions 87,991.69

230 PSERS Retirement Contributions 387,720.41

260 Workers' Compensation 14,065.20

270 Group Insurance – Self-Insurance 284,280.00

299 All Other Employee Benefits 5,427.63

**Total Personnel Services – Employee Benefits \$782,636.60**

300 Purchased Professional and Technical Services

340 Technical Services 41,024.19

**Total Purchased Professional and Technical Services \$41,024.19**

400 Purchased Property Services

410 Cleaning Services 6,122.31

430 Repairs and Maintenance Services 160,404.61

440 Rentals 1,658.28

**Total Purchased Property Services \$168,185.20**

500 Other Purchased Services

520 Insurance – General 22,967.00

530 Communications 81,184.03

580 Travel 3,808.68

**Total Other Purchased Services \$107,959.71**

600 Supplies

610 General Supplies 19,532.72

640 Books and Periodicals 58.21

650 Supplies & Fees – Technology Related 1,123,301.10

**Total Supplies \$1,142,892.03**

700 Property

756 Capitalized Technology Equipment – Original 62,969.98

766 Capitalized Technology Equipment – Replacement 123,022.23

768 Capitalized Technology Software - Replacement 49,090.46

**Total Property \$235,082.67**

800 Other Objects

810 Dues and Fees 66.64

**Total Other Objects \$66.64**

**Total 2810 Planning, Research, Development and Evaluation Services \$3,650,283.97**

LEA : 120481002 Bethlehem Area SD

Printed 1/20/2021 1:12:56 PM

General Fund (10)

2820 Information Services

Elementary                      Secondary                      Federal                      Total

<b>100 Personnel Services – Salaries</b>				
100 Personnel Services – Salaries				266,289.52
<b>Total Personnel Services – Salaries</b>				<b>\$266,289.52</b>
<b>200 Personnel Services – Employee Benefits</b>				
210 Group Insurance – Contracted Provider				1,260.47
220 Social Security Contributions				20,092.01
230 PSERS Retirement Contributions				90,378.35
260 Workers' Compensation				3,194.52
270 Group Insurance – Self-Insurance				45,540.00
299 All Other Employee Benefits				302.00
<b>Total Personnel Services – Employee Benefits</b>				<b>\$160,767.35</b>
<b>300 Purchased Professional and Technical Services</b>				
330 Other Professional Services				24,000.00
340 Technical Services				3,840.00
<b>Total Purchased Professional and Technical Services</b>				<b>\$27,840.00</b>
<b>400 Purchased Property Services</b>				
440 Rentals				2,132.88
<b>Total Purchased Property Services</b>				<b>\$2,132.88</b>
<b>500 Other Purchased Services</b>				
530 Communications				11,304.22
550 Printing and Binding				21,486.52
580 Travel				1,155.19
<b>Total Other Purchased Services</b>				<b>\$33,945.93</b>
<b>600 Supplies</b>				
610 General Supplies				1,013.34
640 Books and Periodicals				50.00
650 Supplies & Fees – Technology Related				6,407.67
<b>Total Supplies</b>				<b>\$7,471.01</b>
<b>800 Other Objects</b>				
810 Dues and Fees				285.00
<b>Total Other Objects</b>				<b>\$285.00</b>
<b>Total 2820 Information Services</b>				<b>\$498,731.69</b>

General Fund (10)

2821 Supervision of Information Services

Elementary

Secondary

Federal

Total

100 Personnel Services – Salaries

100 Personnel Services – Salaries

181,856.52

**Total Personnel Services – Salaries**

**\$181,856.52**

200 Personnel Services – Employee Benefits

210 Group Insurance – Contracted Provider

1,081.81

220 Social Security Contributions

13,712.62

230 PSERS Retirement Contributions

61,426.21

260 Workers' Compensation

2,181.65

270 Group Insurance – Self-Insurance

30,360.00

299 All Other Employee Benefits

302.00

**Total Personnel Services – Employee Benefits**

**\$109,064.29**

400 Purchased Property Services

440 Rentals

474.60

**Total Purchased Property Services**

**\$474.60**

500 Other Purchased Services

530 Communications

668.29

580 Travel

1,155.19

**Total Other Purchased Services**

**\$1,823.48**

600 Supplies

610 General Supplies

253.08

650 Supplies & Fees – Technology Related

1,905.68

**Total Supplies**

**\$2,158.76**

800 Other Objects

810 Dues and Fees

285.00

**Total Other Objects**

**\$285.00**

**Total 2821 Supervision of Information Services**

**\$295,662.65**

General Fund (10)

	<u>Elementary</u>	<u>Secondary</u>	<u>Federal</u>	<u>Total</u>
<b>2823 Public Information Services</b>				
<b>100 Personnel Services – Salaries</b>				
100 Personnel Services – Salaries				84,433.00
<b>Total Personnel Services – Salaries</b>				<b>\$84,433.00</b>
<b>200 Personnel Services – Employee Benefits</b>				
210 Group Insurance – Contracted Provider				178.66
220 Social Security Contributions				6,379.39
230 PSERS Retirement Contributions				28,952.14
260 Workers' Compensation				1,012.87
270 Group Insurance – Self-Insurance				15,180.00
<b>Total Personnel Services – Employee Benefits</b>				<b>\$51,703.06</b>
<b>300 Purchased Professional and Technical Services</b>				
330 Other Professional Services				24,000.00
340 Technical Services				3,840.00
<b>Total Purchased Professional and Technical Services</b>				<b>\$27,840.00</b>
<b>400 Purchased Property Services</b>				
440 Rentals				1,658.28
<b>Total Purchased Property Services</b>				<b>\$1,658.28</b>
<b>500 Other Purchased Services</b>				
530 Communications				10,635.93
550 Printing and Binding				21,486.52
<b>Total Other Purchased Services</b>				<b>\$32,122.45</b>
<b>600 Supplies</b>				
610 General Supplies				760.26
640 Books and Periodicals				50.00
650 Supplies & Fees – Technology Related				4,501.99
<b>Total Supplies</b>				<b>\$5,312.25</b>
<b>Total 2823 Public Information Services</b>				<b>\$203,069.04</b>

**General Fund (10)**

**2830 Staff Services**

	<u>Elementary</u>	<u>Secondary</u>	<u>Federal</u>	<u>Total</u>
<b>100 Personnel Services – Salaries</b>				
100 Personnel Services – Salaries				733,178.90
<b>Total Personnel Services – Salaries</b>				<b>\$733,178.90</b>
<b>200 Personnel Services – Employee Benefits</b>				
210 Group Insurance – Contracted Provider				2,436.54
220 Social Security Contributions				54,399.02
230 PSERS Retirement Contributions				247,814.32
240 Tuition Reimbursement				54,329.80
260 Workers' Compensation				8,795.62
270 Group Insurance – Self-Insurance				140,001.07
280 Other Post-Employment Benefits (OPEB)				172,500.00
299 All Other Employee Benefits				3,459.76
<b>Total Personnel Services – Employee Benefits</b>				<b>\$683,736.13</b>
<b>300 Purchased Professional and Technical Services</b>				
330 Other Professional Services				28,787.58
360 Employee Training and Development Services			3,289.00	218,539.75
<b>Total Purchased Professional and Technical Services</b>			<b>\$3,289.00</b>	<b>\$247,327.33</b>
<b>400 Purchased Property Services</b>				
430 Repairs and Maintenance Services				651.00
440 Rentals				3,690.76
<b>Total Purchased Property Services</b>				<b>\$4,341.76</b>
<b>500 Other Purchased Services</b>				
530 Communications				1,589.49
549 Other Advertising/Public Relations				2,900.00
550 Printing and Binding				122.69
580 Travel			8,362.01	43,359.66
<b>Total Other Purchased Services</b>			<b>\$8,362.01</b>	<b>\$47,971.84</b>
<b>600 Supplies</b>				
610 General Supplies				7,337.50
630 Food				3,774.15
640 Books and Periodicals			880.00	2,553.76
650 Supplies & Fees – Technology Related				76,423.03
<b>Total Supplies</b>			<b>\$880.00</b>	<b>\$90,088.44</b>
<b>800 Other Objects</b>				
810 Dues and Fees				2,593.83
<b>Total Other Objects</b>				<b>\$2,593.83</b>
<b>Total 2830 Staff Services</b>			<b>\$12,531.01</b>	<b>\$1,809,238.23</b>

**General Fund (10)**

	<u>Elementary</u>	<u>Secondary</u>	<u>Federal</u>	<u>Total</u>
<b>2831 Supervision of Staff Services</b>				
<b>100 Personnel Services – Salaries</b>				
100 Personnel Services – Salaries				206,049.48
<b>Total Personnel Services – Salaries</b>				<b>\$206,049.48</b>
<b>200 Personnel Services – Employee Benefits</b>				
210 Group Insurance – Contracted Provider				1,304.21
220 Social Security Contributions				15,045.97
230 PSERS Retirement Contributions				69,459.14
260 Workers' Compensation				2,471.88
270 Group Insurance – Self-Insurance				30,360.00
299 All Other Employee Benefits				1,000.00
<b>Total Personnel Services – Employee Benefits</b>				<b>\$119,641.20</b>
<b>400 Purchased Property Services</b>				
430 Repairs and Maintenance Services				267.00
440 Rentals				1,131.96
<b>Total Purchased Property Services</b>				<b>\$1,398.96</b>
<b>500 Other Purchased Services</b>				
530 Communications				270.69
580 Travel				260.50
<b>Total Other Purchased Services</b>				<b>\$531.19</b>
<b>600 Supplies</b>				
610 General Supplies				430.63
650 Supplies & Fees – Technology Related				3,988.09
<b>Total Supplies</b>				<b>\$4,418.72</b>
<b>800 Other Objects</b>				
810 Dues and Fees				534.00
<b>Total Other Objects</b>				<b>\$534.00</b>
<b>Total 2831 Supervision of Staff Services</b>				<b>\$332,573.55</b>

General Fund (10)

	<u>Elementary</u>	<u>Secondary</u>	<u>Federal</u>	<u>Total</u>
<b>2832 Recruitment and Placement Services</b>				
<b>100 Personnel Services – Salaries</b>				
100 Personnel Services – Salaries				103,221.19
<b>Total Personnel Services – Salaries</b>				<b>\$103,221.19</b>
<b>200 Personnel Services – Employee Benefits</b>				
210 Group Insurance – Contracted Provider				267.33
220 Social Security Contributions				7,915.85
230 PSERS Retirement Contributions				34,880.24
260 Workers' Compensation				1,238.29
270 Group Insurance – Self-Insurance				15,180.00
299 All Other Employee Benefits				288.96
<b>Total Personnel Services – Employee Benefits</b>				<b>\$59,770.67</b>
<b>400 Purchased Property Services</b>				
440 Rentals				100.00
<b>Total Purchased Property Services</b>				<b>\$100.00</b>
<b>500 Other Purchased Services</b>				
549 Other Advertising/Public Relations				2,900.00
<b>Total Other Purchased Services</b>				<b>\$2,900.00</b>
<b>600 Supplies</b>				
610 General Supplies				1,365.25
650 Supplies & Fees – Technology Related				278.06
<b>Total Supplies</b>				<b>\$1,643.31</b>
<b>800 Other Objects</b>				
810 Dues and Fees				2,049.00
<b>Total Other Objects</b>				<b>\$2,049.00</b>
<b>Total 2832 Recruitment and Placement Services</b>				<b>\$169,684.17</b>

General Fund (10)

2833 Staff Accounting Services

Elementary                      Secondary                      Federal                      Total

100 Personnel Services – Salaries

100 Personnel Services – Salaries 279,556.93

**Total Personnel Services – Salaries \$279,556.93**

200 Personnel Services – Employee Benefits

210 Group Insurance – Contracted Provider 623.93

220 Social Security Contributions 20,564.68

230 PSERS Retirement Contributions 95,260.24

260 Workers' Compensation 3,353.73

270 Group Insurance – Self-Insurance 79,281.07

299 All Other Employee Benefits 1,975.80

**Total Personnel Services – Employee Benefits \$201,059.45**

300 Purchased Professional and Technical Services

330 Other Professional Services 75.00

**Total Purchased Professional and Technical Services \$75.00**

400 Purchased Property Services

430 Repairs and Maintenance Services 384.00

440 Rentals 2,458.80

**Total Purchased Property Services \$2,842.80**

500 Other Purchased Services

530 Communications 1,288.60

550 Printing and Binding 115.21

**Total Other Purchased Services \$1,403.81**

600 Supplies

610 General Supplies 3,445.22

650 Supplies & Fees – Technology Related 64,423.80

**Total Supplies \$67,869.02**

**Total 2833 Staff Accounting Services \$552,807.01**

LEA : 120481002 Bethlehem Area SD

Printed 1/20/2021 1:12:56 PM

**General Fund (10)**

	<u>Elementary</u>	<u>Secondary</u>	<u>Federal</u>	<u>Total</u>
<b>2834 Staff Development Services – Non-Instructional, Certified Staff Only</b>				
<b>200 Personnel Services – Employee Benefits</b>				
240 Tuition Reimbursement				43,757.80
<b>Total Personnel Services – Employee Benefits</b>				<b>\$43,757.80</b>
<b>300 Purchased Professional and Technical Services</b>				
330 Other Professional Services				5,888.76
360 Employee Training and Development Services			1,549.00	188,261.78
<b>Total Purchased Professional and Technical Services</b>			<b>\$1,549.00</b>	<b>\$194,150.54</b>
<b>500 Other Purchased Services</b>				
580 Travel			5,000.48	22,922.45
<b>Total Other Purchased Services</b>			<b>\$5,000.48</b>	<b>\$22,922.45</b>
<b>600 Supplies</b>				
610 General Supplies				53.67
630 Food				3,709.27
640 Books and Periodicals			880.00	2,553.76
<b>Total Supplies</b>			<b>\$880.00</b>	<b>\$6,316.70</b>
<b>Total 2834 Staff Development Services – Non-Instructional, Certified Staff Only</b>			<b>\$7,429.48</b>	<b>\$267,147.49</b>

**General Fund (10)**

**2835 Health Services**

Elementary                      Secondary                      Federal                      Total

<b>100</b>	<b><u>Personnel Services – Salaries</u></b>			
	100 Personnel Services – Salaries			65,439.64
<b>Total Personnel Services – Salaries</b>				<b>\$65,439.64</b>
<b>200</b>	<b><u>Personnel Services – Employee Benefits</u></b>			
	210 Group Insurance – Contracted Provider			241.07
	220 Social Security Contributions			4,890.40
	230 PSERS Retirement Contributions			22,439.29
	260 Workers' Compensation			785.05
	270 Group Insurance – Self-Insurance			15,180.00
	280 Other Post-Employment Benefits (OPEB)			172,500.00
	299 All Other Employee Benefits			195.00
<b>Total Personnel Services – Employee Benefits</b>				<b>\$216,230.81</b>
<b>300</b>	<b><u>Purchased Professional and Technical Services</u></b>			
	330 Other Professional Services			22,823.82
<b>Total Purchased Professional and Technical Services</b>				<b>\$22,823.82</b>
<b>500</b>	<b><u>Other Purchased Services</u></b>			
	530 Communications			30.20
	550 Printing and Binding			7.48
	580 Travel			710.10
<b>Total Other Purchased Services</b>				<b>\$747.78</b>
<b>600</b>	<b><u>Supplies</u></b>			
	610 General Supplies			2,042.73
<b>Total Supplies</b>				<b>\$2,042.73</b>
<b>800</b>	<b><u>Other Objects</u></b>			
	810 Dues and Fees			10.83
<b>Total Other Objects</b>				<b>\$10.83</b>
<b>Total 2835 Health Services</b>				<b>\$307,295.61</b>

LEA : 120481002 Bethlehem Area SD

Printed 1/20/2021 1:12:56 PM

**General Fund (10)**

2836 Staff Development Services – Non-Instructional, Non-Certified Staff Only	<u>Elementary</u>	<u>Secondary</u>	<u>Federal</u>	<u>Total</u>
<b>100 Personnel Services – Salaries</b>				
100 Personnel Services – Salaries				78,911.66
<b>Total Personnel Services – Salaries</b>				<b>\$78,911.66</b>
<b>200 Personnel Services – Employee Benefits</b>				
220 Social Security Contributions				5,982.12
230 PSERS Retirement Contributions				25,775.41
240 Tuition Reimbursement				10,572.00
260 Workers' Compensation				946.67
<b>Total Personnel Services – Employee Benefits</b>				<b>\$43,276.20</b>
<b>300 Purchased Professional and Technical Services</b>				
360 Employee Training and Development Services			1,740.00	30,277.97
<b>Total Purchased Professional and Technical Services</b>			<b>\$1,740.00</b>	<b>\$30,277.97</b>
<b>500 Other Purchased Services</b>				
580 Travel			3,361.53	19,466.61
<b>Total Other Purchased Services</b>			<b>\$3,361.53</b>	<b>\$19,466.61</b>
<b>600 Supplies</b>				
630 Food				64.88
650 Supplies & Fees – Technology Related				7,733.08
<b>Total Supplies</b>				<b>\$7,797.96</b>
<b>Total 2836 Staff Development Services – Non-Instructional, Non-Certified Staff Only</b>			<b>\$5,101.53</b>	<b>\$179,730.40</b>

**General Fund (10)**

	<u>Elementary</u>	<u>Secondary</u>	<u>Federal</u>	<u>Total</u>
<b>2840 Data Processing Services</b>				
<b>100 Personnel Services – Salaries</b>				
100 Personnel Services – Salaries				599,316.64
<b>Total Personnel Services – Salaries</b>				<b>\$599,316.64</b>
<b>200 Personnel Services – Employee Benefits</b>				
210 Group Insurance – Contracted Provider				1,493.17
220 Social Security Contributions				45,361.66
230 PSERS Retirement Contributions				202,937.08
260 Workers' Compensation				7,189.75
270 Group Insurance – Self-Insurance				133,860.00
299 All Other Employee Benefits				3,040.00
<b>Total Personnel Services – Employee Benefits</b>				<b>\$393,881.66</b>
<b>300 Purchased Professional and Technical Services</b>				
340 Technical Services				8,507.50
<b>Total Purchased Professional and Technical Services</b>				<b>\$8,507.50</b>
<b>400 Purchased Property Services</b>				
430 Repairs and Maintenance Services				162,845.19
440 Rentals				1,131.96
<b>Total Purchased Property Services</b>				<b>\$163,977.15</b>
<b>500 Other Purchased Services</b>				
530 Communications				456.22
550 Printing and Binding				1,218.75
580 Travel				127.25
<b>Total Other Purchased Services</b>				<b>\$1,802.22</b>
<b>600 Supplies</b>				
610 General Supplies				2,252.91
650 Supplies & Fees – Technology Related				128,817.94
<b>Total Supplies</b>				<b>\$131,070.85</b>
<b>800 Other Objects</b>				
810 Dues and Fees				242.50
<b>Total Other Objects</b>				<b>\$242.50</b>
<b>Total 2840 Data Processing Services</b>				<b>\$1,298,798.52</b>

**General Fund (10)**

	<u>Elementary</u>	<u>Secondary</u>	<u>Federal</u>	<u>Total</u>
<b>2850 State and Federal Agency Liaison Services</b>				
<b>100 Personnel Services – Salaries</b>				
100 Personnel Services – Salaries			92,929.84	168,340.37
<b>Total Personnel Services – Salaries</b>			<b>\$92,929.84</b>	<b>\$168,340.37</b>
<b>200 Personnel Services – Employee Benefits</b>				
210 Group Insurance – Contracted Provider			212.39	327.10
220 Social Security Contributions			7,043.29	12,723.57
230 PSERS Retirement Contributions			18,492.23	57,638.00
260 Workers' Compensation			1,040.91	2,019.50
270 Group Insurance – Self-Insurance			15,938.89	37,950.00
299 All Other Employee Benefits				695.67
<b>Total Personnel Services – Employee Benefits</b>			<b>\$42,727.71</b>	<b>\$111,353.84</b>
<b>400 Purchased Property Services</b>				
430 Repairs and Maintenance Services				128.00
440 Rentals				1,532.28
<b>Total Purchased Property Services</b>				<b>\$1,660.28</b>
<b>500 Other Purchased Services</b>				
530 Communications				156.77
<b>Total Other Purchased Services</b>				<b>\$156.77</b>
<b>600 Supplies</b>				
610 General Supplies				1,108.47
650 Supplies & Fees – Technology Related			109.98	1,452.97
<b>Total Supplies</b>			<b>\$109.98</b>	<b>\$2,561.44</b>
<b>800 Other Objects</b>				
810 Dues and Fees			100.00	695.00
<b>Total Other Objects</b>			<b>\$100.00</b>	<b>\$695.00</b>
<b>Total 2850 State and Federal Agency Liaison Services</b>			<b>\$135,867.53</b>	<b>\$284,767.70</b>

LEA : 120481002 Bethlehem Area SD

Printed 1/20/2021 1:12:56 PM

General Fund (10)

	<u>Elementary</u>	<u>Secondary</u>	<u>Federal</u>	<u>Total</u>
<b>2900 Other Support Services</b>				
<b>500 Other Purchased Services</b>				
595 IU Payments By Withholding				125,077.97
<b>Total Other Purchased Services</b>				<b>\$125,077.97</b>
<b>800 Other Objects</b>				
810 Dues and Fees				903.14
<b>Total Other Objects</b>				<b>\$903.14</b>
<b>Total 2900 Other Support Services</b>				<b>\$125,981.11</b>

LEA : 120481002 Bethlehem Area SD

Printed 1/20/2021 1:12:56 PM

General Fund (10)

2910 Support Services Not Listed Elsewhere In the 2000 Series

Elementary

Secondary

Federal

Total

500 Other Purchased Services

595 IU Payments By Withholding

125,077.97

**Total Other Purchased Services**

**\$125,077.97**

800 Other Objects

810 Dues and Fees

903.14

**Total Other Objects**

**\$903.14**

**Total 2910 Support Services Not Listed Elsewhere In the 2000 Series**

**\$125,981.11**

LEA : 120481002 Bethlehem Area SD

Printed 1/20/2021 1:13:02 PM

General Fund (10)

3000 Operation of Non-Instructional Services

Total

100 Personnel Services – Salaries

100 Personnel Services – Salaries 1,649,047.30

Total Personnel Services – Salaries \$1,649,047.30

200 Personnel Services – Employee Benefits

210 Group Insurance – Contracted Provider 580.70

220 Social Security Contributions 124,772.96

230 PSERS Retirement Contributions 515,920.36

250 Unemployment Compensation 1,435.87

260 Workers' Compensation 19,674.08

270 Group Insurance – Self-Insurance 60,720.00

299 All Other Employee Benefits 1,000.00

Total Personnel Services – Employee Benefits \$724,103.97

300 Purchased Professional and Technical Services

329 Professional Educational Services – Other 106,999.00

330 Other Professional Services 113,818.71

340 Technical Services 1,300.00

350 Security / Safety Services 41,192.32

Total Purchased Professional and Technical Services \$263,310.03

400 Purchased Property Services

410 Cleaning Services 1,180.30

430 Repairs and Maintenance Services 49,827.15

440 Rentals 4,589.78

Total Purchased Property Services \$55,597.23

500 Other Purchased Services

510 Student Transportation Services 96,727.00

520 Insurance – General 227,000.00

530 Communications 1,527.37

550 Printing and Binding 3,216.50

580 Travel 16,997.61

Total Other Purchased Services \$345,468.48

600 Supplies

610 General Supplies 323,673.15

620 Energy 23,691.80

630 Food 10,007.90

640 Books and Periodicals 11,341.32

650 Supplies & Fees – Technology Related 25,164.85

Total Supplies \$393,879.02

700 Property

762 Capitalized Equipment - Replacement 186,792.81

Total Property \$186,792.81

800 Other Objects

810 Dues and Fees 10,746.24

LEA : 120481002 Bethlehem Area SD

Printed 1/20/2021 1:13:02 PM

General Fund (10)

3000 Operation of Non-Instructional Services

Total

800 Other Objects

890 Miscellaneous Expenditures

18,645.10

**Total Other Objects**

**\$29,391.34**

**Total 3000 Operation of Non-Instructional Services**

**\$3,647,590.18**

LEA : 120481002 Bethlehem Area SD

Printed 1/20/2021 1:13:02 PM

General Fund (10)

3200 Student Activities

Elementary                      Secondary                      Federal                      Total

100 Personnel Services – Salaries

100 Personnel Services – Salaries 1,646,053.89

**Total Personnel Services – Salaries \$1,646,053.89**

200 Personnel Services – Employee Benefits

210 Group Insurance – Contracted Provider 580.70

220 Social Security Contributions 124,550.96

230 PSERS Retirement Contributions 514,913.50

250 Unemployment Compensation 1,435.87

260 Workers' Compensation 19,638.15

270 Group Insurance – Self-Insurance 60,720.00

299 All Other Employee Benefits 1,000.00

**Total Personnel Services – Employee Benefits \$722,839.18**

300 Purchased Professional and Technical Services

329 Professional Educational Services – Other 2,599.00

330 Other Professional Services 108,308.27

340 Technical Services 1,300.00

350 Security / Safety Services 41,192.32

**Total Purchased Professional and Technical Services \$153,399.59**

400 Purchased Property Services

410 Cleaning Services 1,180.30

430 Repairs and Maintenance Services 49,827.15

440 Rentals 4,589.78

**Total Purchased Property Services \$55,597.23**

500 Other Purchased Services

510 Student Transportation Services 96,727.00

520 Insurance – General 227,000.00

530 Communications 1,527.37

550 Printing and Binding 3,216.50

580 Travel 16,997.61

**Total Other Purchased Services \$345,468.48**

600 Supplies

610 General Supplies 300,338.27

620 Energy 23,663.45

630 Food 1,217.94

640 Books and Periodicals 410.77

650 Supplies & Fees – Technology Related 25,164.85

**Total Supplies \$350,795.28**

700 Property

762 Capitalized Equipment - Replacement 186,792.81

**Total Property \$186,792.81**

800 Other Objects

LEA : 120481002 Bethlehem Area SD

Printed 1/20/2021 1:13:02 PM

General Fund (10)

3200 Student Activities

Elementary

Secondary

Federal

Total

800 Other Objects

810 Dues and Fees

10,746.24

890 Miscellaneous Expenditures

18,645.10

**Total Other Objects**

**\$29,391.34**

**Total 3200 Student Activities**

**\$3,490,337.80**

**General Fund (10)**

	<u>Elementary</u>	<u>Secondary</u>	<u>Federal</u>	<u>Total</u>
<b>3300 Community Services</b>				
<b>100 Personnel Services – Salaries</b>				
100 Personnel Services – Salaries			2,264.26	2,993.41
<b>Total Personnel Services – Salaries</b>			<b>\$2,264.26</b>	<b>\$2,993.41</b>
<b>200 Personnel Services – Employee Benefits</b>				
220 Social Security Contributions			167.68	222.00
230 PSERS Retirement Contributions			388.21	1,006.86
260 Workers’ Compensation			27.17	35.93
<b>Total Personnel Services – Employee Benefits</b>			<b>\$583.06</b>	<b>\$1,264.79</b>
<b>300 Purchased Professional and Technical Services</b>				
329 Professional Educational Services – Other			400.00	104,400.00
330 Other Professional Services			5,510.44	5,510.44
<b>Total Purchased Professional and Technical Services</b>			<b>\$5,910.44</b>	<b>\$109,910.44</b>
<b>600 Supplies</b>				
610 General Supplies			23,245.31	23,334.88
620 Energy				28.35
630 Food			5,655.89	8,789.96
640 Books and Periodicals			10,930.55	10,930.55
<b>Total Supplies</b>			<b>\$39,831.75</b>	<b>\$43,083.74</b>
<b>Total 3300 Community Services</b>			<b>\$48,589.51</b>	<b>\$157,252.38</b>

**General Fund (10)**

**4000 Facilities Acquisition, Construction and Improvement Services**

Total

**300 Purchased Professional and Technical Services**

330 Other Professional Services

40,124.96

340 Technical Services

23,960.45

**Total Purchased Professional and Technical Services**

**\$64,085.41**

**400 Purchased Property Services**

450 Construction Services

40,772.25

**Total Purchased Property Services**

**\$40,772.25**

**Total 4000 Facilities Acquisition, Construction and Improvement Services**

**\$104,857.66**

LEA : 120481002 Bethlehem Area SD

Printed 1/20/2021 1:13:08 PM

General Fund (10)

	<u>Elementary</u>	<u>Secondary</u>	<u>Federal</u>	<u>Total</u>
4400 Architecture and Engineering Services / Educational Specifications – Improvements				
300 <u>Purchased Professional and Technical Services</u>				
330 Other Professional Services				19,376.40
<b>Total Purchased Professional and Technical Services</b>				<b>\$19,376.40</b>
<b>Total 4400 Architecture and Engineering Services / Educational Specifications – Improvements</b>				<b>\$19,376.40</b>

LEA : 120481002 Bethlehem Area SD

Printed 1/20/2021 1:13:08 PM

General Fund (10)

	<u>Elementary</u>	<u>Secondary</u>	<u>Federal</u>	<u>Total</u>
<b>4600 Existing Building Improvement Services</b>				
<b>300 <u>Purchased Professional and Technical Services</u></b>				
330 Other Professional Services				20,748.56
340 Technical Services			23,960.45	23,960.45
<b>Total Purchased Professional and Technical Services</b>			<b>\$23,960.45</b>	<b>\$44,709.01</b>
<b>400 <u>Purchased Property Services</u></b>				
450 Construction Services				40,772.25
<b>Total Purchased Property Services</b>				<b>\$40,772.25</b>
<b>Total 4600 Existing Building Improvement Services</b>			<b>\$23,960.45</b>	<b>\$85,481.26</b>

LEA : 120481002 Bethlehem Area SD

Printed 1/20/2021 1:13:15 PM

**General Fund (10)**

**5000 Other Expenditures and Financing Uses**

**Total**

**800 Other Objects**

830 Interest	11,434,098.59
880 Refunds of Prior Years' Receipts	31,465.23

<b>Total Other Objects</b>	<b>\$11,465,563.82</b>
----------------------------	------------------------

**900 Other Uses of Funds**

910 Redemption of Principal	10,120,328.25
932 Capital Reserve Fund Transfers Applicable To Fund 32	5,000,000.00

<b>Total Other Uses of Funds</b>	<b>\$15,120,328.25</b>
----------------------------------	------------------------

<b>Total 5000 Other Expenditures and Financing Uses</b>	<b>\$26,585,892.07</b>
---	------------------------

LEA : 120481002 Bethlehem Area SD

Printed 1/20/2021 1:13:15 PM

General Fund (10)

5100 Debt Service / Other Expenditures and Financing Uses	<u>Elementary</u>	<u>Secondary</u>	<u>Federal</u>	<u>Total</u>
<b>800 Other Objects</b>				
830 Interest				11,434,098.59
880 Refunds of Prior Years' Receipts				31,465.23
<b>Total Other Objects</b>				<b>\$11,465,563.82</b>
<b>900 Other Uses of Funds</b>				
910 Redemption of Principal				10,120,328.25
<b>Total Other Uses of Funds</b>				<b>\$10,120,328.25</b>
<b>Total 5100 Debt Service / Other Expenditures and Financing Uses</b>				<b>\$21,585,892.07</b>

LEA : 120481002 Bethlehem Area SD

Printed 1/20/2021 1:13:15 PM

General Fund (10)

	<u>Elementary</u>	<u>Secondary</u>	<u>Federal</u>	<u>Total</u>
<b>5110 Debt Service</b>				
<b>800 Other Objects</b>				
830 Interest				11,434,098.59
<b>Total Other Objects</b>				<b>\$11,434,098.59</b>
<b>900 Other Uses of Funds</b>				
910 Redemption of Principal				10,120,328.25
<b>Total Other Uses of Funds</b>				<b>\$10,120,328.25</b>
<b>Total 5110 Debt Service</b>				<b>\$21,554,426.84</b>

LEA : 120481002 Bethlehem Area SD

Printed 1/20/2021 1:13:15 PM

General Fund (10)

	<u>Elementary</u>	<u>Secondary</u>	<u>Federal</u>	<u>Total</u>
5130 Refund of Prior Year Revenues / Receipts				
800 <u>Other Objects</u>				
880 Refunds of Prior Years' Receipts				31,465.23
<b>Total Other Objects</b>				<b>\$31,465.23</b>
<b>Total 5130 Refund of Prior Year Revenues / Receipts</b>				<b>\$31,465.23</b>

LEA : 120481002 Bethlehem Area SD

Printed 1/20/2021 1:13:15 PM

General Fund (10)

	<u>Elementary</u>	<u>Secondary</u>	<u>Federal</u>	<u>Total</u>
<b>5200 Interfund Transfers – Out</b>				
<b>900 Other Uses of Funds</b>				
932 Capital Reserve Fund Transfers Applicable To Fund 32				5,000,000.00
<b>Total Other Uses of Funds</b>				<b>\$5,000,000.00</b>
<b>Total 5200 Interfund Transfers – Out</b>				<b>\$5,000,000.00</b>

LEA : 120481002 Bethlehem Area SD

Printed 1/20/2021 1:13:15 PM

General Fund (10)

5230 Capital Projects Fund Transfers

Elementary

Secondary

Federal

Total

900 Other Uses of Funds

932 Capital Reserve Fund Transfers Applicable To Fund 32

5,000,000.00

**Total Other Uses of Funds**

**\$5,000,000.00**

**Total 5230 Capital Projects Fund Transfers**

**\$5,000,000.00**

LEA : 120481002 Bethlehem Area SD

Printed 1/20/2021 1:13:10 PM

**Capital Reserve Fund - § 1431 (32)**

**4000 Facilities Acquisition, Construction and Improvement Services**

**Total**

**300 Purchased Professional and Technical Services**

330 Other Professional Services

514,183.29

**Total Purchased Professional and Technical Services**

**\$514,183.29**

**400 Purchased Property Services**

450 Construction Services

5,082,468.69

**Total Purchased Property Services**

**\$5,082,468.69**

**Total 4000 Facilities Acquisition, Construction and Improvement Services**

**\$5,596,651.98**

LEA : 120481002 Bethlehem Area SD

Printed 1/20/2021 1:13:10 PM

Capital Reserve Fund - § 1431 (32)

4400 Architecture and Engineering Services / Educational Specifications – Improvements

Elementary

Secondary

Federal

Total

300 Purchased Professional and Technical Services

330 Other Professional Services

234,579.16

**Total Purchased Professional and Technical Services**

**\$234,579.16**

**Total 4400 Architecture and Engineering Services / Educational Specifications – Improvements**

**\$234,579.16**

LEA : 120481002 Bethlehem Area SD

Printed 1/20/2021 1:13:10 PM

Capital Reserve Fund - § 1431 (32)

	<u>Elementary</u>	<u>Secondary</u>	<u>Federal</u>	<u>Total</u>
<b>4600 Existing Building Improvement Services</b>				
<b>300 <u>Purchased Professional and Technical Services</u></b>				
330 Other Professional Services				279,604.13
<b>Total Purchased Professional and Technical Services</b>				<b>\$279,604.13</b>
<b>400 <u>Purchased Property Services</u></b>				
450 Construction Services				5,082,468.69
<b>Total Purchased Property Services</b>				<b>\$5,082,468.69</b>
<b>Total 4600 Existing Building Improvement Services</b>				<b>\$5,362,072.82</b>

LEA : 120481002 Bethlehem Area SD

Printed 1/20/2021 1:13:18 PM

Capital Reserve Fund - § 1431 (32)

5000 Other Expenditures and Financing Uses

Total

800 Other Objects

830 Interest 12,023.20

**Total Other Objects \$12,023.20**

900 Other Uses of Funds

910 Redemption of Principal 230,040.20

**Total Other Uses of Funds \$230,040.20**

**Total 5000 Other Expenditures and Financing Uses \$242,063.40**

LEA : 120481002 Bethlehem Area SD

Printed 1/20/2021 1:13:18 PM

Capital Reserve Fund - § 1431 (32)

	<u>Elementary</u>	<u>Secondary</u>	<u>Federal</u>	<u>Total</u>
<b>5100 Debt Service / Other Expenditures and Financing Uses</b>				
<b>800 Other Objects</b>				
830 Interest				12,023.20
<b>Total Other Objects</b>				<b>\$12,023.20</b>
<b>900 Other Uses of Funds</b>				
910 Redemption of Principal				230,040.20
<b>Total Other Uses of Funds</b>				<b>\$230,040.20</b>
<b>Total 5100 Debt Service / Other Expenditures and Financing Uses</b>				<b>\$242,063.40</b>

LEA : 120481002 Bethlehem Area SD

Printed 1/20/2021 1:13:18 PM

Capital Reserve Fund - § 1431 (32)

	<u>Elementary</u>	<u>Secondary</u>	<u>Federal</u>	<u>Total</u>
<b>5110 Debt Service</b>				
<b>800 Other Objects</b>				
830 Interest				12,023.20
<b>Total Other Objects</b>				<b>\$12,023.20</b>
<b>900 Other Uses of Funds</b>				
910 Redemption of Principal				230,040.20
<b>Total Other Uses of Funds</b>				<b>\$230,040.20</b>
<b>Total 5110 Debt Service</b>				<b>\$242,063.40</b>

**Other Capital Projects Fund (39)**

**4000 Facilities Acquisition, Construction and Improvement Services**

**Total**

**300 Purchased Professional and Technical Services**

330 Other Professional Services

16,462.53

**Total Purchased Professional and Technical Services**

**\$16,462.53**

**400 Purchased Property Services**

450 Construction Services

125,200.83

**Total Purchased Property Services**

**\$125,200.83**

**Total 4000 Facilities Acquisition, Construction and Improvement Services**

**\$141,663.36**

Other Capital Projects Fund (39)

	<u>Elementary</u>	<u>Secondary</u>	<u>Federal</u>	<u>Total</u>
<b>4500 Building Acquisition and Construction Services – Original and Additional</b>				
<b>300 <u>Purchased Professional and Technical Services</u></b>				
330 Other Professional Services				16,462.53
<b>Total Purchased Professional and Technical Services</b>				<b>\$16,462.53</b>
<b>400 <u>Purchased Property Services</u></b>				
450 Construction Services				109,490.33
<b>Total Purchased Property Services</b>				<b>\$109,490.33</b>
<b>Total 4500 Building Acquisition and Construction Services – Original and Additional</b>				<b>\$125,952.86</b>

LEA : 120481002 Bethlehem Area SD

Printed 1/20/2021 1:13:11 PM

Other Capital Projects Fund (39)

4600 Existing Building Improvement Services

Elementary

Secondary

Federal

Total

400 Purchased Property Services

450 Construction Services

15,710.50

**Total Purchased Property Services**

**\$15,710.50**

**Total 4600 Existing Building Improvement Services**

**\$15,710.50**

	<u>General Fund(10)</u>	<u>Student Sponsored Activity Fund(21)</u>	<u>Public Purpose Trust(27)</u>	<u>Other Compt Approved (28)</u>	<u>Athletic / Activity(29)</u>
<b>1000 Instruction</b>					
1100 Regular Programs - Elementary / Secondary	126,359,009.88				
1200 Special Programs - Elementary / Secondary	41,213,495.36				
1300 Vocational Education	8,153,557.74				
1400 Other Instructional Programs - Elementary / Secondary	1,158,934.06				
1500 Nonpublic School Programs	147,966.75				
1600 Adult Education Programs	2,432,052.92				
1800 Pre-Kindergarten	862,999.12				
<b>Total Instruction</b>	<b>\$180,328,015.83</b>				
<b>2000 Support Services</b>					
2100 Support Services - Students	10,852,317.77				
2200 Support Services - Instructional Staff	10,026,769.45				
2300 Support Services - Administration	12,838,208.86				
2400 Support Services - Pupil Health	2,739,354.72				
2500 Support Services - Business	2,157,056.60				
2600 Operation and Maintenance of Plant Services	18,094,913.73				
2700 Student Transportation Services	8,992,154.99				
2800 Support Services - Central	7,541,820.11				
2900 Other Support Services	125,981.11				
<b>Total Support Services</b>	<b>\$73,368,577.34</b>				
<b>3000 Operation of Non-Instructional Services</b>					
3200 Student Activities	3,490,337.80				
3300 Community Services	157,252.38				
<b>Total Operation of Non-Instructional Services</b>	<b>\$3,647,590.18</b>				
<b>4000 Facilities Acquisition, Construction and Improvement Services</b>					
4400 Architecture and Engineering Services / Educational Specifications - Improvements	19,376.40				
4500 Building Acquisition and Construction Services - Original and Additional					
4600 Existing Building Improvement Services	85,481.26				
<b>Total Facilities Acquisition, Construction and Improvement Services</b>	<b>\$104,857.66</b>				
<b>5000 Other Expenditures and Financing Uses</b>					
5100 Debt Service / Other Expenditures and Financing Uses	21,585,892.07				
5200 Interfund Transfers - Out	5,000,000.00				
<b>Total Other Expenditures and Financing Uses</b>	<b>\$26,585,892.07</b>				
<b>TOTAL ACTUAL EXPENDITURES &amp; OTHER FINANCING USES</b>	<b>\$284,034,933.08</b>				

	<u>Capital Reserve (690.1850)(31)</u>	<u>Capital Reserve (1431)(32)</u>	<u>Other Capital Projects Fund(39)</u>	<u>Debt Service(40)</u>	<u>Permanent(90)</u>
<b>1000 Instruction</b>					
1100 Regular Programs - Elementary / Secondary					
1200 Special Programs - Elementary / Secondary					
1300 Vocational Education					
1400 Other Instructional Programs - Elementary / Secondary					
1500 Nonpublic School Programs					
1600 Adult Education Programs					
1800 Pre-Kindergarten					
<b>Total Instruction</b>					
<b>2000 Support Services</b>					
2100 Support Services - Students					
2200 Support Services - Instructional Staff					
2300 Support Services - Administration					
2400 Support Services - Pupil Health					
2500 Support Services - Business					
2600 Operation and Maintenance of Plant Services					
2700 Student Transportation Services					
2800 Support Services - Central					
2900 Other Support Services					
<b>Total Support Services</b>					
<b>3000 Operation of Non-Instructional Services</b>					
3200 Student Activities					
3300 Community Services					
<b>Total Operation of Non-Instructional Services</b>					
<b>4000 Facilities Acquisition, Construction and Improvement Services</b>					
4400 Architecture and Engineering Services / Educational Specifications - Improvements		234,579.16			
4500 Building Acquisition and Construction Services - Original and Additional			125,952.86		
4600 Existing Building Improvement Services		5,362,072.82	15,710.50		
<b>Total Facilities Acquisition, Construction and Improvement Services</b>		<b>\$5,596,651.98</b>	<b>\$141,663.36</b>		
<b>5000 Other Expenditures and Financing Uses</b>					
5100 Debt Service / Other Expenditures and Financing Uses		242,063.40			
5200 Interfund Transfers - Out					
<b>Total Other Expenditures and Financing Uses</b>		<b>\$242,063.40</b>			
<b>TOTAL ACTUAL EXPENDITURES &amp; OTHER FINANCING USES</b>		<b>\$5,838,715.38</b>	<b>\$141,663.36</b>		

**Total**

<b>1000 Instruction</b>	
1100 Regular Programs - Elementary / Secondary	126,359,009.88
1200 Special Programs - Elementary / Secondary	41,213,495.36
1300 Vocational Education	8,153,557.74
1400 Other Instructional Programs - Elementary / Secondary	1,158,934.06
1500 Nonpublic School Programs	147,966.75
1600 Adult Education Programs	2,432,052.92
1800 Pre-Kindergarten	862,999.12
<b>Total Instruction</b>	<b>\$180,328,015.83</b>
<b>2000 Support Services</b>	
2100 Support Services - Students	10,852,317.77
2200 Support Services - Instructional Staff	10,026,769.45
2300 Support Services - Administration	12,838,208.86
2400 Support Services - Pupil Health	2,739,354.72
2500 Support Services - Business	2,157,056.60
2600 Operation and Maintenance of Plant Services	18,094,913.73
2700 Student Transportation Services	8,992,154.99
2800 Support Services - Central	7,541,820.11
2900 Other Support Services	125,981.11
<b>Total Support Services</b>	<b>\$73,368,577.34</b>
<b>3000 Operation of Non-Instructional Services</b>	
3200 Student Activities	3,490,337.80
3300 Community Services	157,252.38
<b>Total Operation of Non-Instructional Services</b>	<b>\$3,647,590.18</b>
<b>4000 Facilities Acquisition, Construction and Improvement Services</b>	
4400 Architecture and Engineering Services / Educational Specifications - Improvements	253,955.56
4500 Building Acquisition and Construction Services - Original and Additional	125,952.86
4600 Existing Building Improvement Services	5,463,264.58
<b>Total Facilities Acquisition, Construction and Improvement Services</b>	<b>\$5,843,173.00</b>
<b>5000 Other Expenditures and Financing Uses</b>	
5100 Debt Service / Other Expenditures and Financing Uses	21,827,955.47
5200 Interfund Transfers - Out	5,000,000.00
<b>Total Other Expenditures and Financing Uses</b>	<b>\$26,827,955.47</b>
<b>TOTAL ACTUAL EXPENDITURES &amp; OTHER FINANCING USES</b>	<b>\$290,015,311.82</b>

LEA : 120481002 Bethlehem Area SD

Printed 1/20/2021 1:13:42 PM

**PSERS Salary Data (Salary Data should relate to the General Fund only)**

<b>Amount Description</b>	<b>Amount</b>
Total Salary Base for salaries subject to PSERS withholding	105,961,027.67
Total Federally Funded salaries subject to PSERS withholding	4,957,849.39
	<hr/>

**Title I Expenditure Data**

<b>Amount Description</b>	<b>Amount</b>
Expenditures Funded with Current Title I Funds	3,896,406.98
Expenditures Funded with Carry over Title I Funds	182,907.51
	<hr/>
<b>Total Title I Expenditure Data</b>	<b>\$4,079,314.49</b>
	<hr/>

**Benefits for Staff Relative to Collective Bargaining Agreements**

	OBJECT	COVERED	NOT COVERED	TOTAL
<b>10 General Fund</b>				
	211 Medical Insurance	131,889.00		131,889.00
	212 Dental Insurance			
	215 Eye Care Insurance	7,468.00	599.00	8,067.00
	216 Prescription Insurance			
	271 Self-Insurance Medical Benefits	14,450,012.50	1,152,112.50	15,602,125.00
	272 Self-Insurance Dental Benefits	1,151,200.00	95,760.00	1,246,960.00
	275 Self-Insurance Eye Care Benefits			
	276 Self-Insurance Prescription Benefits	5,062,837.50	403,987.50	5,466,825.00
	<b>FUND TOTAL</b>	<b>\$20,803,407.00</b>	<b>\$1,652,459.00</b>	<b>\$22,455,866.00</b>
<b>50 Enterprise Fund</b>				
	211 Medical Insurance	508,576.00		508,576.00
	212 Dental Insurance			
	215 Eye Care Insurance	97.50	80.00	177.50
	216 Prescription Insurance			
	271 Self-Insurance Medical Benefits	187,687.50	153,037.50	340,725.00
	272 Self-Insurance Dental Benefits	15,680.00	12,720.00	28,400.00
	275 Self-Insurance Eye Care Benefits			
	276 Self-Insurance Prescription Benefits	65,475.00	53,662.50	119,137.50
	<b>FUND TOTAL</b>	<b>\$777,516.00</b>	<b>\$219,500.00</b>	<b>\$997,016.00</b>
<b>60 Internal Service Fund</b>	<b>No Self Insurance data to report</b>			
	211 Medical Insurance			
	212 Dental Insurance			
	215 Eye Care Insurance			
	216 Prescription Insurance			
	271 Self-Insurance Medical Benefits			
	272 Self-Insurance Dental Benefits			
	275 Self-Insurance Eye Care Benefits			
	276 Self-Insurance Prescription Benefits			
	<b>FUND TOTAL</b>			
<b>Total of All Funds</b>		<b>\$21,580,923.00</b>	<b>\$1,871,959.00</b>	<b>\$23,452,882.00</b>

LEA : 120481002 Bethlehem Area SD

Printed 11/29/2021 5:38:54 PM

Function	Special Education (Prior Year)	Nonspecial Education (Prior Year)	Total (Prior Year)	Special Education (Current Year)	Nonspecial Education (Current Year)	Total (Current Year)
2120 Guidance Services	1,211,086.71	5,381,655.29	6,592,742.00	1,404,607.61	5,721,762.81	7,126,370.42
2140 Psychological Services	1,430,270.55	11,413.42	1,441,683.97	1,534,880.00		1,534,880.00
2150 Speech Pathology and Audiology Services						
2160 Social Work Services	274,885.19	668,788.07	943,673.26	392,180.08	463,953.08	856,133.16
2260 Instruction and Curriculum Development Services	1,420,395.35	973,507.54	2,393,902.89	1,439,410.83	996,232.47	2,435,643.30
2350 Legal and Accounting Services	169,220.35	290,007.99	459,228.34	239,059.98	502,405.41	741,465.39
2420 Medical Services	990.84	4,402.97	5,393.81	766.72	3,123.28	3,890.00
2440 Nursing Services	416,452.42	1,807,780.49	2,224,232.91	440,007.42	1,781,531.29	2,221,538.71
2700 Student Transportation Services	3,386,681.33	5,783,982.05	9,170,663.38	3,887,728.80	5,104,426.19	8,992,154.99
<b>Total</b>	<b>\$8,309,982.74</b>	<b>\$14,921,537.82</b>	<b>\$23,231,520.56</b>	<b>\$9,338,641.44</b>	<b>\$14,573,434.53</b>	<b>\$23,912,075.97</b>

LEA : 120481002 Bethlehem Area SD

Printed 1/20/2021 1:13:55 PM

(PRINCIPAL AMOUNTS ONLY)

**GOVERNMENTAL FUNDS/ ACTIVITIES**

	Short-Term Borrowing	General Obligation Bonds/Notes	Authority Building Obligations	Other Long-Term Debt	Other Post-Employment Benefits (OPEB)	Compensated Absences	Net Pension Liability	Total
1. Debt at Beginning of Fiscal Year		270,815,000.00		22,740,384.00	57,928,852.00	5,598,705.00	350,230,585.00	707,313,526.00
2. Additional Debt Incurred During Year				5,958,709.00	326,683.00	364,880.00		6,650,272.00
3. Retirements and Repayments		9,940,000.00		410,368.00	6,686,005.00	298,263.00	8,914,487.00	26,249,123.00
4. Debt at End of Fiscal Year		260,875,000.00		28,288,725.00	51,569,530.00	5,665,322.00	341,316,098.00	687,714,675.00
5. Accreted Interest at End Of Fiscal Year								
6. Total Debt and Accreted Interest		260,875,000.00		28,288,725.00	51,569,530.00	5,665,322.00	341,316,098.00	687,714,675.00
7. Current Portion P&I - Due within 1 year		20,599,011.00		2,447,573.00		369,114.00		23,415,698.00
8. Interest Paid during current fiscal year		11,428,712.41						11,428,712.41

(PRINCIPAL AMOUNTS ONLY)

**PROPRIETARY FUNDS**

	Short-Term Borrowing	General Obligation Bonds/Notes	Authority Building Obligations	Other Long-Term Debt	Other Post-Employment Benefits (OPEB)	Compensated Absences	Net Pension Liability	Total
1. Debt at Beginning of Fiscal Year					689,542.00	172,040.00	11,777,621.00	12,639,203.00
2. Additional Debt Incurred During Year					10,047.00	21,623.00		31,670.00
3. Retirements and Repayments					39,598.00	11,617.00	274,784.00	325,999.00
4. Debt at End of Fiscal Year					659,991.00	182,046.00	11,502,837.00	12,344,874.00
5. Accreted Interest at End Of Fiscal Year								
6. Total Debt and Accreted Interest					659,991.00	182,046.00	11,502,837.00	12,344,874.00
7. Current Portion P&I - Due within 1 year								
8. Interest Paid during current fiscal year								

**Total Principal and Interest Payments Made by Your School - All Funds**

Function	Fund		Principal (910)	Principal (920)	Interest (830)	Total (Principal +Interest)	Misc Other Uses (990)
5110	10	General Fund	10,120,328.25		11,434,098.59	21,554,426.84	
5110	20	Special Revenue Funds					
5110	30	Capital Projects Funds	230,040.20		12,023.20	242,063.40	
5110	40	Debt Service Fund					
5110	90	Permanent Fund					
5120	10	General Fund					
5120	20	Special Revenue Funds					
5120	30	Capital Projects Funds					
5120	40	Debt Service Fund					

<b>Total Debt Payments - Governmental Funds</b>			<b>\$10,350,368.45</b>		<b>\$11,446,121.79</b>	<b>\$21,796,490.24</b>	
---	--	--	------------------------	--	------------------------	------------------------	--

Function	Fund		Principal (910)	Principal (920)	Interest (830)	Total (Principal +Interest)
5110	50	Enterprise Fund				
5110	60	Internal Service Fund				
5120	50	Enterprise Fund				
5120	60	Internal Service Fund				

<b>Total Debt Payments - Proprietary Funds</b>						
--	--	--	--	--	--	--

LEA : 120481002 Bethlehem Area SD

Printed 1/20/2021 1:13:55 PM

**Debt Details**  
**Governmental Funds/ Activities**

Debt Category	Debt Issue Date (MM/YYYY)	Principal Amounts Only			Debt at End of Fiscal Year	Current Portion Due Within One Year (Principal and Interest)	Interest Paid During Fiscal Year
		Debt at Beginning of Fiscal Year	Additions	Reductions / Repayments			
General Obligation Bonds/Notes – CIB	02/2019	39,255,000.00		9,825,000.00	29,430,000.00	12,601,125.00	1,717,125.00
General Obligation Bonds/Notes – CIB	03/2018	30,125,000.00		15,000.00	30,110,000.00	665,743.00	1,313,980.71
General Obligation Bonds/Notes – CIB	03/2018	40,620,000.00		35,000.00	40,585,000.00	911,619.00	1,696,874.71
General Obligation Bonds/Notes – CIB	11/2017	30,300,000.00		50,000.00	30,250,000.00	706,477.00	1,261,260.33
General Obligation Bonds/Notes – CIB	08/2016	19,700,000.00			19,700,000.00	590,925.00	590,925.02
General Obligation Bonds/Notes – CIB	08/2016	34,230,000.00		5,000.00	34,225,000.00	1,854,738.00	1,589,887.50
General Obligation Bonds/Notes – CIB	06/2015	9,565,000.00		5,000.00	9,560,000.00	351,790.00	346,934.10
General Obligation Bonds/Notes – CIB	06/2015	3,725,000.00			3,725,000.00	124,707.00	124,706.26
General Obligation Bonds/Notes – CIB	06/2015	30,000,000.00			30,000,000.00	1,500,000.00	1,500,000.00
General Obligation Bonds/Notes – CIB	11/2011	33,295,000.00		5,000.00	33,290,000.00	1,291,887.00	1,287,018.78
Extended Term Financing Agreements		688,715.00		410,368.00	278,347.00	278,347.00	
Other Long Term Debt/Liabilities		22,051,669.00	5,958,709.00		28,010,378.00	2,169,226.00	
Compensated Absences		5,598,705.00	364,880.00	298,263.00	5,665,322.00	369,114.00	
Other Post-Employment Benefits (OPEB)		57,928,852.00	326,683.00	6,686,005.00	51,569,530.00		
Net Pension Liability		350,230,585.00		8,914,487.00	341,316,098.00		
<b>Totals for Debt Entered:</b>		<b>\$707,313,526.00</b>	<b>\$6,650,272.00</b>	<b>\$26,249,123.00</b>	<b>\$687,714,675.00</b>	<b>\$23,415,698.00</b>	<b>\$11,428,712.41</b>

**Bond Details**  
**Proprietary Funds**

Debt Category	Debt Issue Date (MM/YYYY)	Principal Amounts Only			Debt at End of Fiscal Year	Current Portion Due Within One Year (Principal and Interest)	Interest Paid During Fiscal Year
		Debt at Beginning of Fiscal Year	Additions	Reductions / Repayments			
Compensated Absences		172,040.00	21,623.00	11,617.00	182,046.00		
Other Post-Employment Benefits (OPEB)		689,542.00	10,047.00	39,598.00	659,991.00		
Net Pension Liability		11,777,621.00		274,784.00	11,502,837.00		
<b>Totals for Debt Entered:</b>		<b>\$12,639,203.00</b>	<b>\$31,670.00</b>	<b>\$325,999.00</b>	<b>\$12,344,874.00</b>		

LEA : 120481002 Bethlehem Area SD

Printed 1/20/2021 1:13:58 PM

**General Fund (10)**

**Section 1: Tuition/Purchased Services as Reported within Expenditure Detail**

	<b>Amount</b>
Tuition Reported in General Fund Expenditures 1000-560	42,010,941.32
Purchased Services in General Fund Expenditures 1000-594 and 1000-597	469.71
<b>Section 1 Total</b>	<b>\$42,011,411.03</b>

**Section 2: Tuition Paid to Institution Types During Fiscal Year**

	<b>Tuition Paid For Nonspecial Education</b>	<b>Tuition Paid For Special Education</b>	<b>Total</b>
1 1306 Institutions	9,555.00	212,795.12	222,350.12
2 Institutionalized Children's Programs	10,096.52	8,502.73	18,599.25
3 Juveniles Incarcerated in Adult Facilities	13,956.15		13,956.15
4 Residential Treatment Facilities	43,722.16	232,009.76	275,731.92
5 Other Local Education Agencies	11,509.67	30,591.21	42,100.88
6 Brick and Mortar Charter Schools	19,225,285.58	6,985,237.64	26,210,523.22
7 Cyber Charter Schools	2,361,759.07	1,282,104.24	3,643,863.31
8 Career and Technology Centers	8,153,557.74		8,153,557.74
9 Approved Private Schools		131,419.80	131,419.80
10 PA Chartered Schools for the Deaf and Blind			
11 Private Residential Rehabilitative Institutions	115,238.54		115,238.54
12 Juvenile Detention Centers			
13 Special Program Jointures			
14 Other Tuition Not Included Elsewhere In This Section	2,619,865.39	564,204.71	3,184,070.10
<b>Section 2 Total</b>	<b>\$32,564,545.82</b>	<b>\$9,446,865.21</b>	<b>\$42,011,411.03</b>

1 .	<u>Student Transportation Services for Educational Field Trips</u>	44,761.25
2 .	<u>Student Transportation Services for Student Activities</u>	74,820.83
3 .	<u>Rental of Vehicles for Student Transportation Services</u>	
4 .	<u>Capital Reserve Funds</u>	

Include only district-owned transportation expenditures paid from State or local money.  
 DO NOT include federal expenditures or payments to contract service providers.  
 Contracted transportation services should not be recorded on this schedule.

LEA : 120481002 Bethlehem Area SD

Printed 1/20/2021 1:14:06 PM

**Food Service / Cafeteria Operations Fund (51)**

**3000 Operation of Non-Instructional Services**

**Total**

**100 Personnel Services – Salaries**

100 Personnel Services – Salaries 2,085,336.49

**Total Personnel Services – Salaries \$2,085,336.49**

**200 Personnel Services – Employee Benefits**

210 Group Insurance – Contracted Provider 511,194.26

220 Social Security Contributions 157,254.62

230 PSERS Retirement Contributions 739,076.41

250 Unemployment Compensation 644.35

260 Workers' Compensation 24,477.23

270 Group Insurance – Self-Insurance 60,382.50

280 Other Post-Employment Benefits (OPEB) 17,162.00

299 All Other Employee Benefits 7,457.30

**Total Personnel Services – Employee Benefits \$1,517,648.67**

**400 Purchased Property Services**

430 Repairs and Maintenance Services 45,758.40

440 Rentals 2,458.80

**Total Purchased Property Services \$48,217.20**

**500 Other Purchased Services**

530 Communications 6,451.00

550 Printing and Binding 561.00

570 Food Service Management 2,809,804.00

580 Travel 60.00

**Total Other Purchased Services \$2,816,876.00**

**600 Supplies**

610 General Supplies 24,395.39

630 Food 358,209.80

650 Supplies & Fees – Technology Related 95,533.28

**Total Supplies \$478,138.47**

**700 Property**

740 Depreciation 25,016.55

**Total Property \$25,016.55**

**800 Other Objects**

810 Dues and Fees 5,003.39

**Total Other Objects \$5,003.39**

**Total 3000 Operation of Non-Instructional Services \$6,976,236.77**

**Food Service / Cafeteria Operations Fund (51)**

	<u>Elementary</u>	<u>Secondary</u>	<u>Federal</u>	<u>Total</u>
<b>3100 Food Services</b>				
<b>100 Personnel Services – Salaries</b>				
100 Personnel Services – Salaries			314,478.33	2,085,336.49
<b>Total Personnel Services – Salaries</b>			<b>\$314,478.33</b>	<b>\$2,085,336.49</b>
<b>200 Personnel Services – Employee Benefits</b>				
210 Group Insurance – Contracted Provider				511,194.26
220 Social Security Contributions				157,254.62
230 PSERS Retirement Contributions				739,076.41
250 Unemployment Compensation				644.35
260 Workers' Compensation				24,477.23
270 Group Insurance – Self-Insurance				60,382.50
280 Other Post-Employment Benefits (OPEB)				17,162.00
299 All Other Employee Benefits				7,457.30
<b>Total Personnel Services – Employee Benefits</b>				<b>\$1,517,648.67</b>
<b>400 Purchased Property Services</b>				
430 Repairs and Maintenance Services				45,758.40
440 Rentals				2,458.80
<b>Total Purchased Property Services</b>				<b>\$48,217.20</b>
<b>500 Other Purchased Services</b>				
530 Communications				6,451.00
550 Printing and Binding				561.00
570 Food Service Management			168,213.69	2,809,804.00
580 Travel				60.00
<b>Total Other Purchased Services</b>			<b>\$168,213.69</b>	<b>\$2,816,876.00</b>
<b>600 Supplies</b>				
610 General Supplies			300.95	24,395.39
630 Food				358,209.80
650 Supplies & Fees – Technology Related				95,533.28
<b>Total Supplies</b>			<b>\$300.95</b>	<b>\$478,138.47</b>
<b>700 Property</b>				
740 Depreciation				25,016.55
<b>Total Property</b>				<b>\$25,016.55</b>
<b>800 Other Objects</b>				
810 Dues and Fees				5,003.39
<b>Total Other Objects</b>				<b>\$5,003.39</b>
<b>Total 3100 Food Services</b>			<b>\$482,992.97</b>	<b>\$6,976,236.77</b>

**Child Care Operations Fund (52)**

**3000 Operation of Non-Instructional Services**

**Total**

**100 Personnel Services – Salaries**

100 Personnel Services – Salaries 1,136,789.74

**Total Personnel Services – Salaries \$1,136,789.74**

**200 Personnel Services – Employee Benefits**

210 Group Insurance – Contracted Provider 1,979.84

220 Social Security Contributions 86,331.60

230 PSERS Retirement Contributions 425,394.09

250 Unemployment Compensation 7,184.08

260 Workers' Compensation 14,044.14

270 Group Insurance – Self-Insurance 427,880.00

280 Other Post-Employment Benefits (OPEB) 8,862.00

299 All Other Employee Benefits 29,539.75

**Total Personnel Services – Employee Benefits \$1,001,215.50**

**300 Purchased Professional and Technical Services**

390 Other Purchased Professional and Technical Services 892.00

**Total Purchased Professional and Technical Services \$892.00**

**400 Purchased Property Services**

430 Repairs and Maintenance Services 531.12

440 Rentals 1,131.96

**Total Purchased Property Services \$1,663.08**

**500 Other Purchased Services**

530 Communications 433.17

550 Printing and Binding 689.30

580 Travel 520.55

**Total Other Purchased Services \$1,643.02**

**600 Supplies**

610 General Supplies 6,187.59

620 Energy 663.42

**Total Supplies \$6,851.01**

**800 Other Objects**

890 Miscellaneous Expenditures 4,667.00

**Total Other Objects \$4,667.00**

**Total 3000 Operation of Non-Instructional Services \$2,153,721.35**



	<u>Food Service(51)</u>	<u>Child Care Operations(52)</u>	<u>Other Enterprise(58)</u>	<u>Internal Service(60)</u>	<u>Total</u>
<b>3000 <u>Operation of Non-Instructional Services</u></b>					
3100 Food Services	6,976,236.77				6,976,236.77
3300 Community Services		2,153,721.35			2,153,721.35
<b>Total Operation of Non-Instructional Services</b>	<b>\$6,976,236.77</b>	<b>\$2,153,721.35</b>			<b>\$9,129,958.12</b>
<b>TOTAL ACTUAL EXPENDITURES &amp; OTHER FINANCING USES</b>	<b>\$6,976,236.77</b>	<b>\$2,153,721.35</b>			<b>\$9,129,958.12</b>

LEA : 120481002 Bethlehem Area SD

Printed 1/20/2021 1:14:20 PM

Fund	School	School Number	Local Personnel	Local Nonpersonnel	State Personnel	State Nonpersonnel	Federal Personnel	Federal Nonpersonnel	Total	Explanation
10	Asa Packer El Sch	5063	2,609,128.60	331,687.55	1,675,770.38	176,564.58	93,194.93	9,570.19	4,895,916.23	
	Broughal MS	3464	4,647,943.19	910,702.81	2,980,748.31	484,235.50	793,910.40	368,191.71	10,185,731.92	
	Calypso El Sch	3436	2,005,334.44	205,764.47	1,485,921.44	115,676.27	300,329.15	5,839.48	4,118,865.25	
	Clearview El Sch	3453	2,608,308.09	346,369.06	1,942,980.14	173,618.43	303,451.70	15,261.82	5,389,989.24	
	Donegan El Sch	6722	3,593,248.11	551,849.48	2,898,152.95	289,567.03	629,520.91	16,134.61	7,978,473.09	
	East Hills MS	4956	8,127,219.64	1,392,523.19	5,217,262.42	740,906.05	182,195.37	5,946.85	15,666,053.52	
	Farmersville El Sch	3456	3,186,257.18	376,387.58	2,045,341.93	200,976.80	62,482.90	21,538.64	5,892,985.03	
	Fountain Hill El Sch	6723	4,181,532.63	681,867.96	3,072,844.62	370,513.03	578,184.37	18,620.80	8,903,563.41	
	Freedom HS	4957	13,516,827.53	2,405,288.26	8,674,316.32	1,265,927.50	360,908.70	78,280.39	26,301,548.70	
	Freemansburg El Sch	3458	2,897,916.84	469,207.35	2,124,195.17	250,020.17	406,464.41	9,258.95	6,157,062.89	
	Governor Wolf El Sch	3449	3,064,113.63	468,357.71	2,057,651.44	250,177.93	453,211.19	20,056.96	6,313,568.86	
	Hanover El Sch	3459	1,994,863.58	221,627.34	1,281,077.98	118,067.87	46,879.38	6,060.11	3,668,576.26	
	James Buchanan El Sch	3442	2,135,934.38	255,798.88	1,371,946.63	136,182.34	269,440.73	10,102.12	4,179,405.08	
	Liberty HS	3465	17,976,331.66	3,005,887.09	11,543,400.89	1,581,593.57	512,896.52	48,000.22	34,668,109.95	
	Lincoln El Sch	3443	2,510,172.84	405,108.26	1,835,449.01	215,384.74	383,860.74	13,673.95	5,363,649.54	
	Marvine El Sch	3454	2,152,819.22	388,151.00	1,823,637.56	209,817.75	473,392.96	28,714.77	5,076,533.26	
	Miller Heights El Sch	3455	3,020,536.22	315,131.24	1,939,528.59	167,940.58	43,260.04	9,498.93	5,495,895.60	
	Nitschmann MS	3463	5,876,322.02	1,014,970.75	3,772,693.45	541,535.68	212,308.68	2,542.10	11,420,372.68	
	Northeast MS	3462	6,117,236.58	974,204.84	3,927,832.69	520,074.60	729,561.72	6,251.05	12,275,161.48	
	Spring Garden El Sch	3452	3,993,594.87	577,400.99	2,656,053.28	304,795.99	166,629.45	14,649.76	7,713,124.34	
	Thomas Jefferson El Sch	6633	1,854,863.54	350,393.26	1,392,099.30	186,870.11	204,773.21	8,976.85	3,997,976.27	
	William Penn El Sch	6634	2,022,256.53	343,576.61	1,302,943.76	183,985.35	308,602.68	6,258.51	4,167,623.44	
<b>Total</b>			<b>100,092,761.32</b>	<b>15,992,255.68</b>	<b>67,021,848.26</b>	<b>8,484,431.87</b>	<b>7,515,460.14</b>	<b>723,428.77</b>	<b>199,830,186.04</b>	