



New Caney ISD Employee Service Center Registration

The following document covers the steps needed to register for an Employee Service Center account after separation of employment with New Caney ISD. *This process is only for former employees of New Caney ISD.*

Step 1

From a Google Chrome Browser, go to:

<https://newcaney.tx01.teams360.net/servicecenter/EntryPointSignInAction.do>

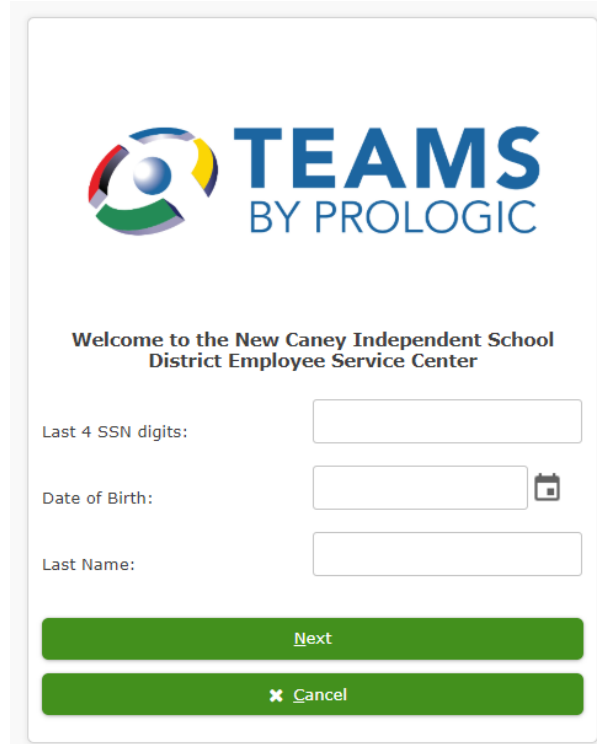
Step 2

Click "Register."

The screenshot shows a login page for TEAMS BY PROLOGIC, which is now part of frontline education. The page has a white background with a light gray border. At the top, there are logos for TEAMS BY PROLOGIC and frontline education. Below the logos, the text reads "Welcome to the New Caney Independent School District Employee Service Center". Underneath, it says "Please log in with your TEAMS user ID and password." There are two input fields: one for "User ID" with a person icon and one for "Password" with a lock icon. Below these fields is a large green button with a white arrow icon and the text "Sign On". At the bottom, there are two links: "Forgot Password" and "Forgot User ID". At the very bottom, there is a link that says "Need an Account? Register". A red arrow points to the "Register" link.

Step 3


Enter the last 4 digits of SSN, date of birth, last name and click next.



TEAMS BY PROLOGIC

Welcome to the New Caney Independent School District Employee Service Center

Last 4 SSN digits:

Date of Birth: 

Last Name:

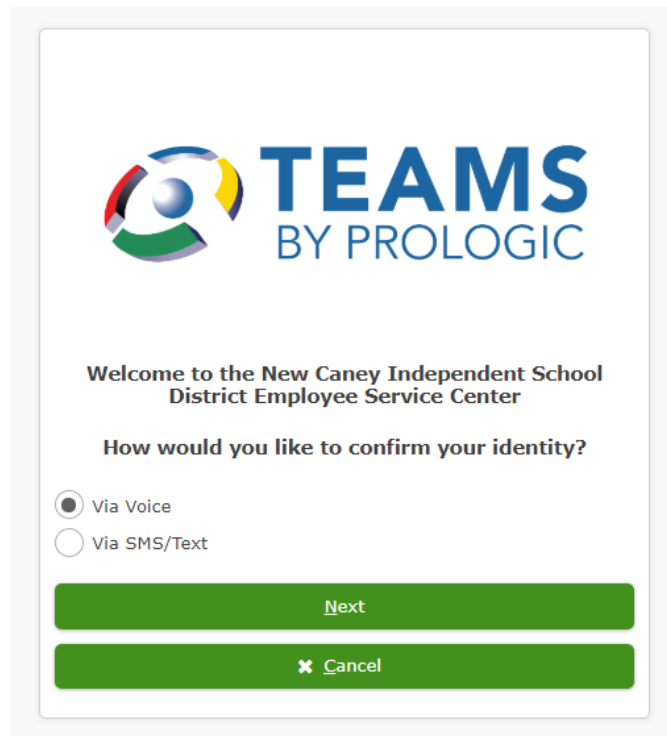
Next

Cancel



Step 4

You must confirm your identity at this step. Please choose “via, voice” or “via SMS/Text” and click next to receive a code. If you do not receive a message with a code, you may need to update your phone number in our system. You may submit a request [here](#). Please allow up to 72 hours for your request to be processed.



TEAMS BY PROLOGIC

Welcome to the New Caney Independent School District Employee Service Center

How would you like to confirm your identity?

Via Voice

Via SMS/Text

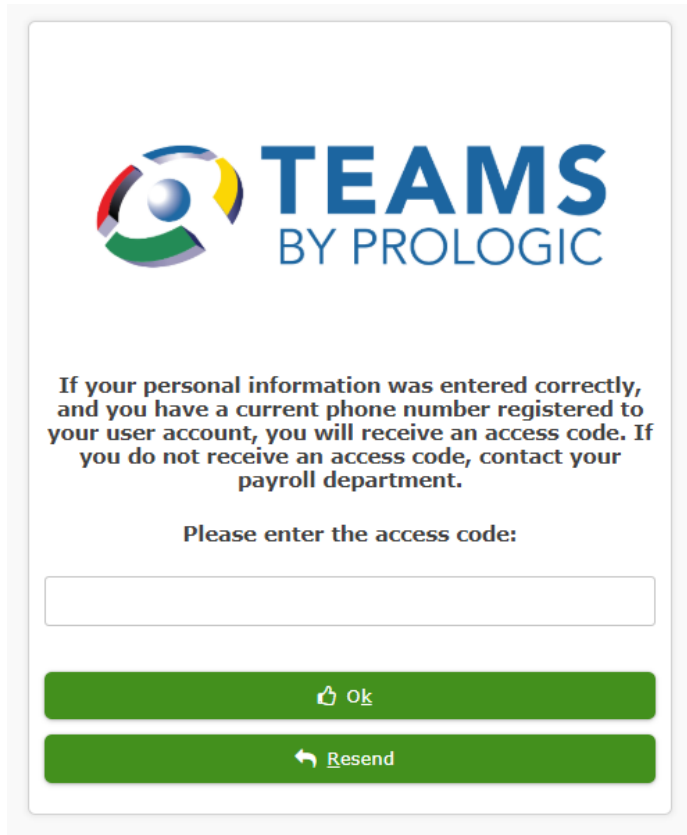
Next


Cancel



Step 5



Please enter the code your received in the previous step and click “ok.”





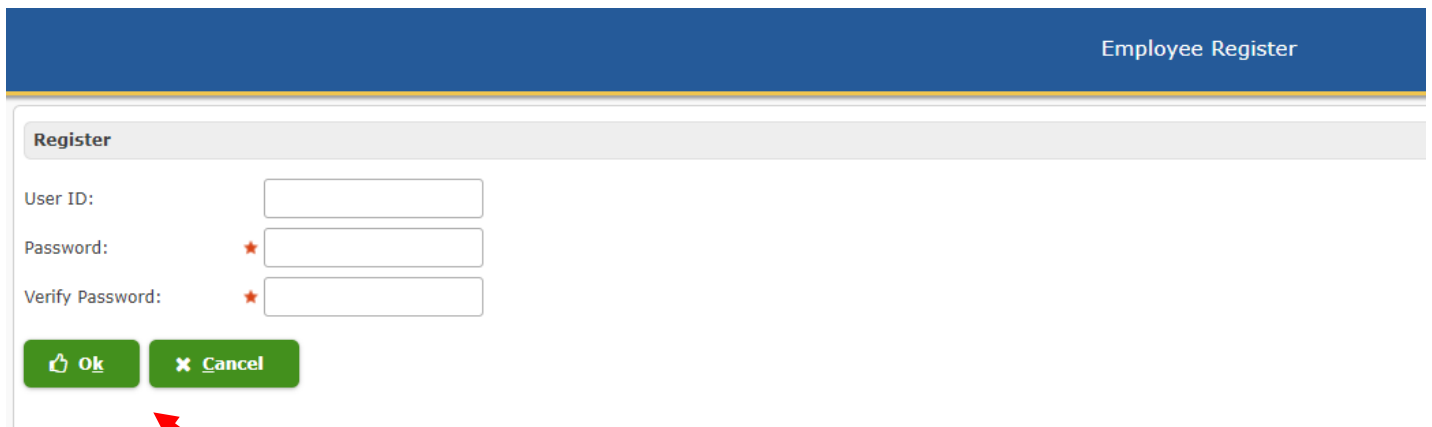
If your personal information was entered correctly, and you have a current phone number registered to your user account, you will receive an access code. If you do not receive an access code, contact your payroll department.

Please enter the access code:

Step 6

Enter a user ID, password and re-enter your password. Click “ok.”





Employee Register

Register

User ID:

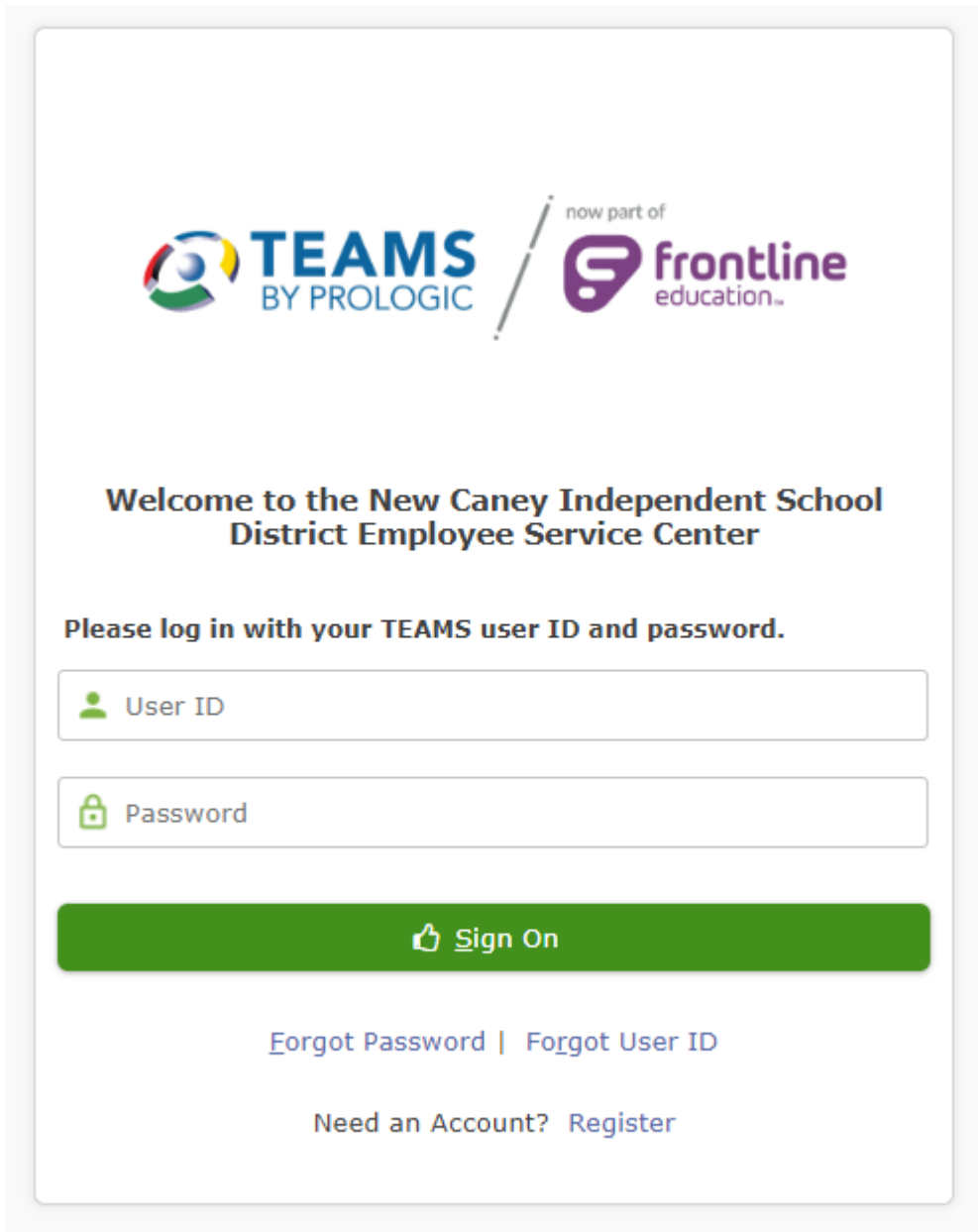
Password: *



Verify Password: *

Step 7


You are now able to access the Employee Service Center. Enter your User ID and password and click “Sign On.”





 now part of 

**Welcome to the New Caney Independent School
District Employee Service Center**

Please log in with your TEAMS user ID and password.

 User ID

 Password

 Sign On

[Forgot Password](#) | [Forgot User ID](#)

Need an Account? [Register](#)