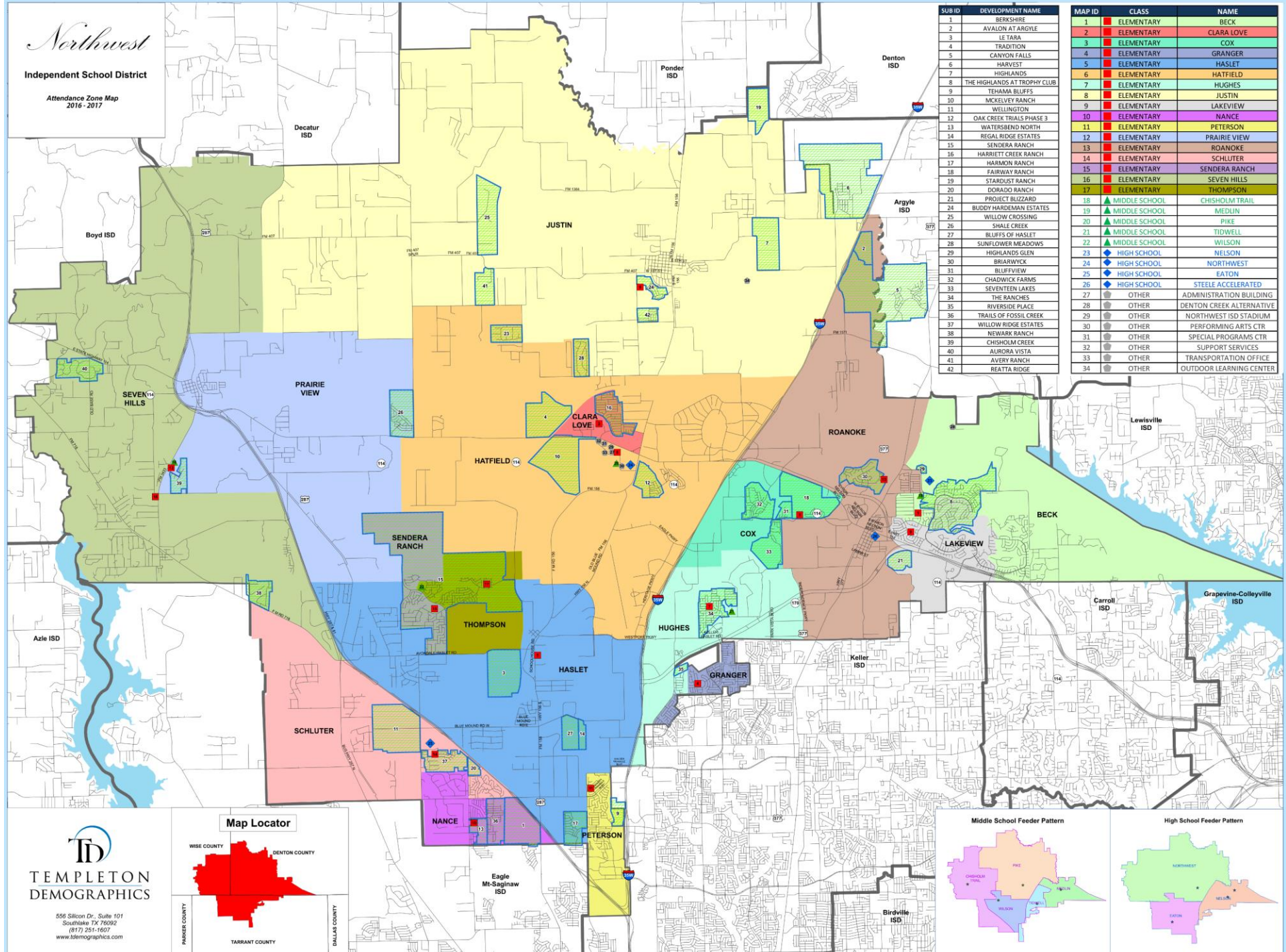


Attendance Boundaries

January 8, 2024

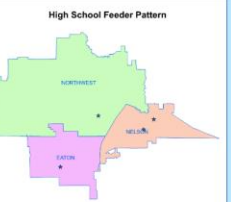
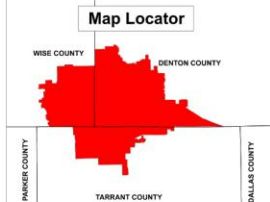
Northwest
Independent School District
Attendance Zone Map
2016 - 2017



SUB ID	DEVELOPMENT NAME
1	BERKSHIRE
2	AVAILON AT ARGYLE
3	LE TARA
4	TRADITION
5	CANYON FALLS
6	HARVEST
7	HIGHLANDS
8	THE HIGHLANDS AT TROPHY CLUB
9	TEHAMA BLUFFS
10	MCKELVEY RANCH
11	WELLINGTON
12	OAK CREEK TRAILS PHASE 3
13	WATERSBEND NORTH
14	REGAL RIDGE ESTATES
15	SENDERA RANCH
16	HARRIETT CREEK RANCH
17	HARMON RANCH
18	FAIRWAY RANCH
19	STARKIST RANCH
20	DORADO RANCH
21	PROJECT BUZZARD
24	BUDDY HARDEMAN ESTATES
25	WILLOW CROSSING
26	SHALE CREEK
27	BLUFFS OF HASLET
28	SUNFLOWER MEADOWS
29	HIGHLANDS GLEN
30	BRIARWICK
31	BLUFFVIEW
32	CHADWICK FARMS
33	SEVENTEEN LAKES
34	THE RANCHES
35	RIVERSIDE PLACE
36	TRAILS OF FOSSIL CREEK
37	WILLOW RIDGE ESTATES
38	NEWARK RANCH
39	CHISHOLM CREEK
40	AUBORA VISTA
41	AVERY RANCH
42	BEATTA RIDGE

MAP ID	CLASS	NAME
1	ELEMENTARY	BECK
2	ELEMENTARY	CLARA LOVE
3	ELEMENTARY	COX
4	ELEMENTARY	GRANGER
5	ELEMENTARY	HASLET
6	ELEMENTARY	HATFIELD
7	ELEMENTARY	HUGHES
8	ELEMENTARY	JUSTIN
9	ELEMENTARY	LAKEVIEW
10	ELEMENTARY	NANCE
11	ELEMENTARY	PETERSON
12	ELEMENTARY	PRAIRIE VIEW
13	ELEMENTARY	ROANOKE
14	ELEMENTARY	SCHLUTER
15	ELEMENTARY	SENDERA RANCH
16	ELEMENTARY	SEVEN HILLS
17	ELEMENTARY	THOMPSON
18	MIDDLE SCHOOL	CHISHOLM TRAIL
19	MIDDLE SCHOOL	MEDLIN
20	MIDDLE SCHOOL	PIKE
21	MIDDLE SCHOOL	TIDWELL
22	MIDDLE SCHOOL	WILSON
23	HIGH SCHOOL	NELSON
24	HIGH SCHOOL	NORTHWEST
25	HIGH SCHOOL	EATON
26	HIGH SCHOOL	STEELE ACCELERATED
27	OTHER	ADMINISTRATION BUILDING
28	OTHER	DENTON CREEK ALTERNATIVE
29	OTHER	NORTHWEST ISD STADIUM
30	OTHER	PERFORMING ARTS CTR
31	OTHER	SPECIAL PROGRAMS CTR
32	OTHER	SUPPORT SERVICES
33	OTHER	TRANSPORTATION OFFICE
34	OTHER	OUTDOOR LEARNING CENTER

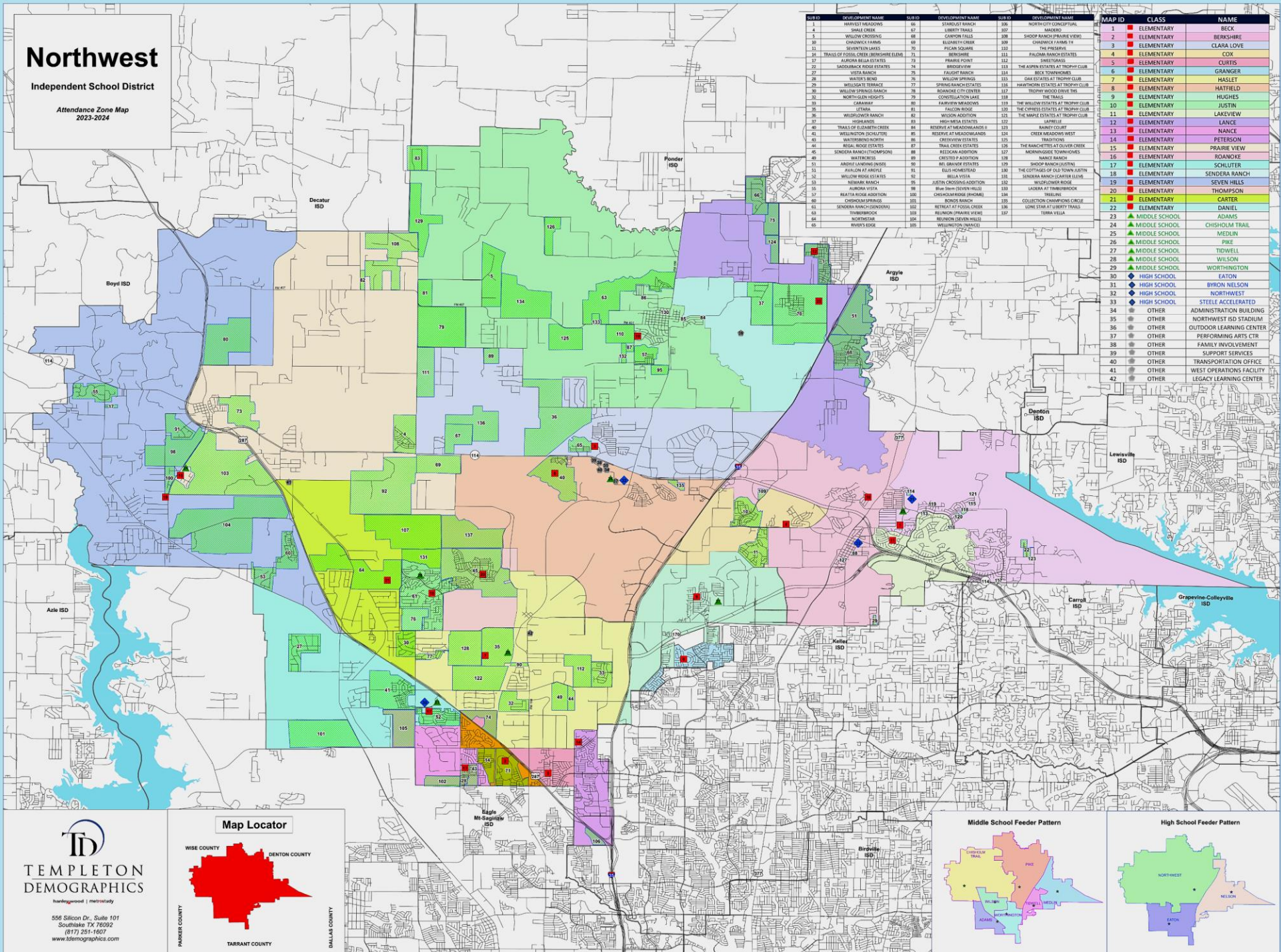
TD
TEMPLETON
DEMOGRAPHICS
556 Silicon Dr., Suite 101
Southlake TX 76092
(817) 251-1607
www.templetondemo.com



Northwest

Independent School District

Attendance Zone Map
2023-2024



How Do We Predict the Future?

It's like a game of Chess



Adjusting Attendance Boundaries

Guiding Growth Strategies

- Prevent Campus Overcrowding
 - Unsafe environment with too many students/staff in a building
 - Creates overcrowded classrooms that could negatively impact the learning environment
- Maintain Student/Teacher Ratios
- Minimize Future Boundary Changes and its Impact on Students
- Improve Efficiency of Schools
- Consider the Opening of New Campuses

District Attendance Boundary Team

District Personnel

Mark Foust, Superintendent

Michael Griffin, Asst. Superintendent for Curriculum and Instruction

Tim McClure, Asst. Superintendent for Facilities

Kim Barker, Asst. Superintendent of Human Resources

Chris Hill, Exe. Director of Secondary Education

Kim Becan, Exe. Director of Elementary Instruction and Campus Support

Sarah Stewart, Exe. Director of Planning

Melissa DeSimone, Exe. Director of Research, Assessment and Accountability

Anthony Tosie, Exe. Director of Communications

Bobby Aucoin, Exe. Director of Operations

Julie Meek, Director of Data Services

Principals of Affected Campuses

Attendance Boundary Timeline

November 7th – December 1st

- District Attendance Boundary Team Meetings

December 11th – Board of Trustees

- School Board Presentation of Recommended Changes

December 12th – January 8th

- Engage and Communicate with the Community
 - Facebook Live – Scheduled for December 18th
 - Affected Campus Presentations – Scheduled for December 20th at Clara Love E.S.
 - Social Media Posts, Newsletters and NISD Website Information
 - Feedback to be received at onthegrow@nisdtx.org

January 8th – Board of Trustees

- Board of Trustees Votes to Establish/Adjust Boundaries

Attendance Boundary Process



Review NISD's Statistics & Future Projections

- District History & Growth
- Demographic Growth Projections

Boundary Strategies

- Prevent Campus Overcrowding
- Minimize Future Boundary Changes and its Impact on Students
- Maintain Student/Teacher Ratios
- Improve Efficiency of Schools

District Input

- District Leadership
- School Principals

Board of Trustees

- Consider Recommendations

Engage and Communicate with the Community

- Affected Campus Presentations
- Facebook Live
- Social Media Posts
- Newsletters
- NISD Website
- Email Correspondence

Board of Trustees

- Review Community Feedback
- Votes to Establish/Adjust Boundaries

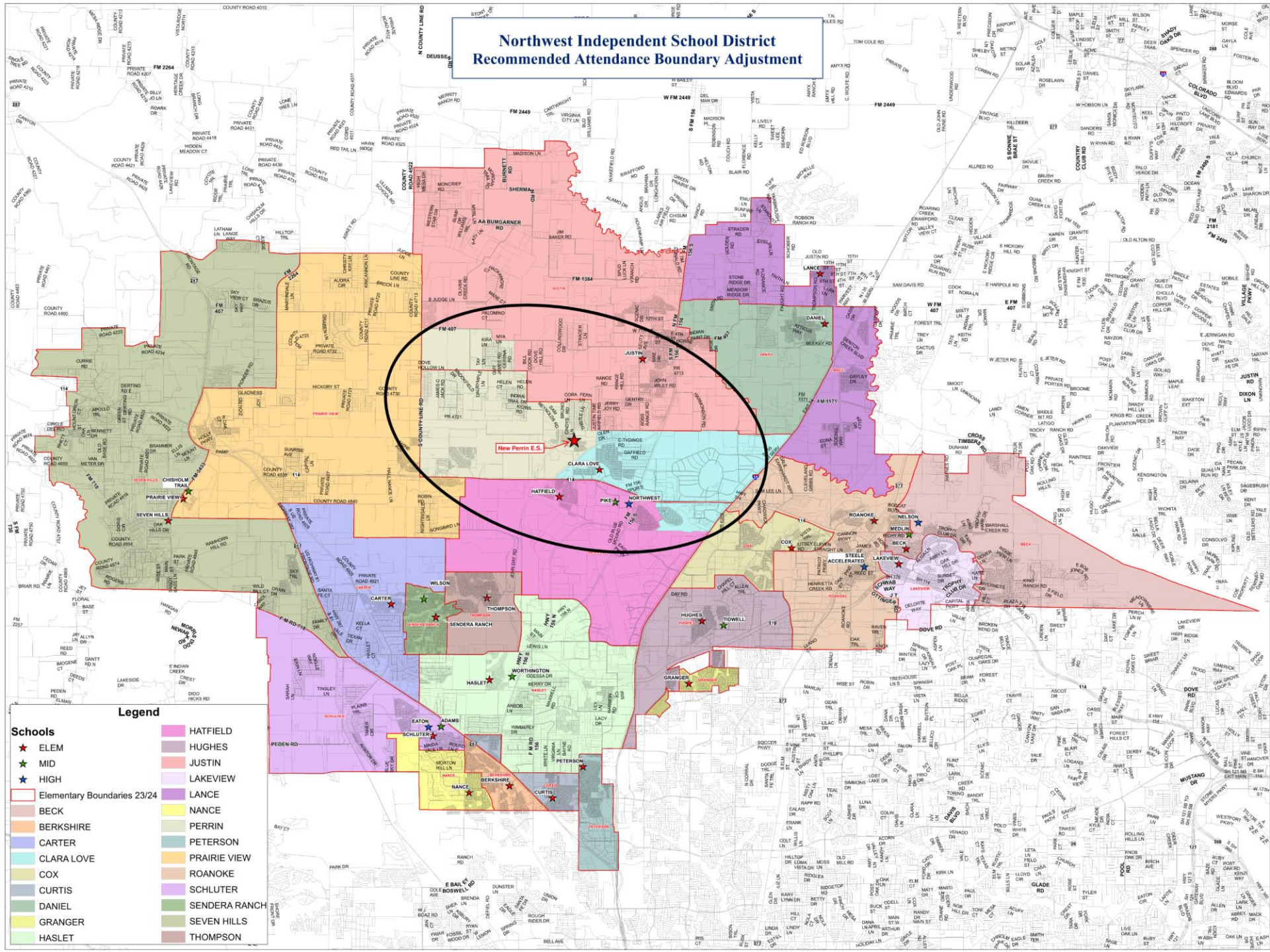
Attendance Boundary Process - Engagement



Engage and Communicate with the Community

- Tuesday, December 5: Social Media Event Posted of Upcoming Facebook Live for Rezoning
- Monday, December 11: Rezoning Proposal Presentation to School Board
- Tuesday, December 12: Board Notes Mentioning Proposed Rezoning
- Tuesday, December 12: Rezoning Webpage Live
- Tuesday, December 12: ParentSquare Letter Regarding Upcoming Rezoning (Sent only to affected schools)
- Tuesday, December 12: Social Media Reminder Posted of Upcoming Facebook Live
- Thursday, December 14: Northwest News Including Rezoning Information
- Monday, December 18: ParentSquare Reminder of That Day's Facebook Live (Sent only to affected schools)
- Monday, December 18: Facebook Live
- Wednesday, December 20: Community Meeting at Clara Love Elementary
 - Community members asked for additional data and requested Champions neighborhood boundary adjustments to be delayed several years
- Ongoing, Email Q&A and Correspondence with Community - onthegrow@nisdtx.org

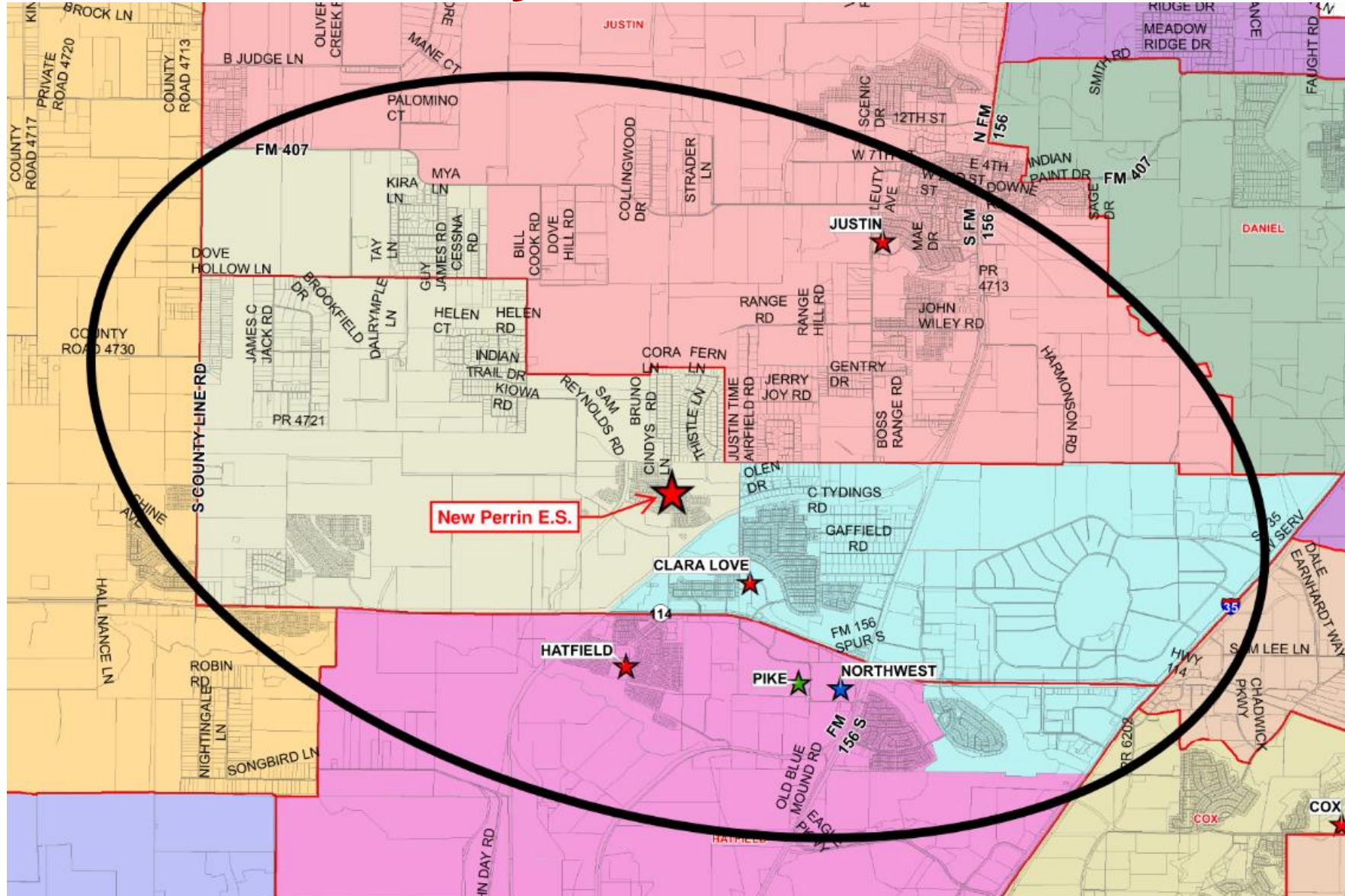
Northwest Independent School District Recommended Attendance Boundary Adjustment



Legend

★ ELEM	 HATFIELD
★ MID	 HUGHES
★ HIGH	 JUSTIN
 Elementary Boundaries 23/24	 LAKEVIEW
 BECK	 LANCE
 BERKSHIRE	 NANCE
 CARTER	 PERRIN
 CLARA LOVE	 PETERSON
 COX	 PRAIRIE VIEW
 CURTIS	 ROANOKE
 DANIEL	 SCHLUTER
 GRANGER	 SENDERA RANCH
 HASLET	 SEVEN HILLS
	 THOMPSON

Attendance Boundary Committee Recommendations



Attendance Boundary Committee Recommendations

Current Elementary

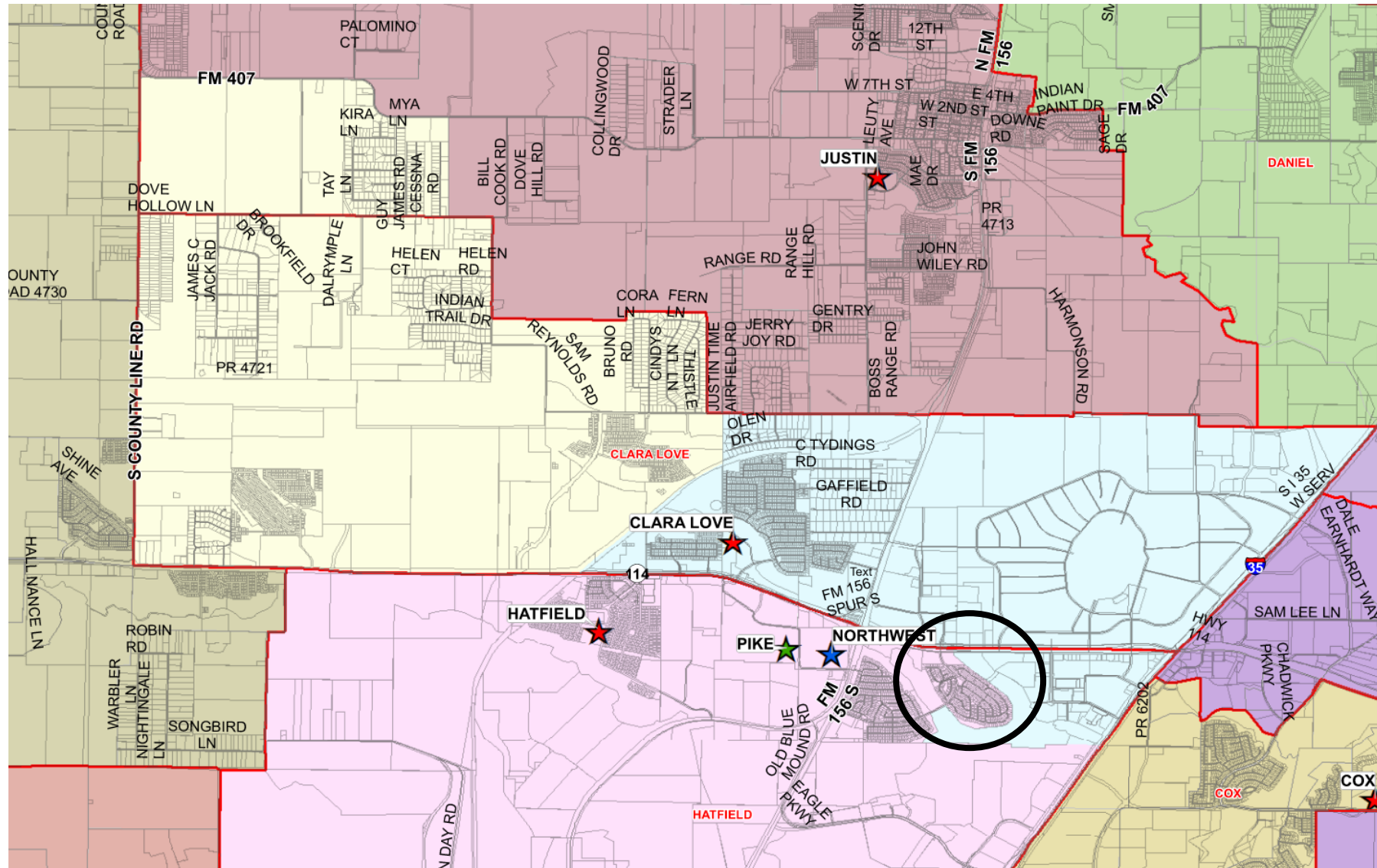
		Fall	ENROLLMENT PROJECTIONS									
Campus	Capacity	2023/24	2024/25	2025/26	2026/27	2027/28	2028/29	2029/30	2030/31	2031/32	2032/33	2033/34
Clara Love Elementary	850	898	1,000	1,089	1,204	1,330	1,395	1,468	1,566	1,638	1,705	1,769
Hatfield Elementary	850	714	764	815	872	891	910	940	958	980	1,001	1,019
Justin Elementary	650/850*	639	672	732	807	875	970	1,064	1,161	1,259	1,364	1,472

Recommended Elementary

		Fall	ENROLLMENT PROJECTIONS									
Campus	Capacity	2023/24	2024/25	2025/26	2026/27	2027/28	2028/29	2029/30	2030/31	2031/32	2032/33	2033/34
Perrin Elementary	850		522	612	718	835	917	1002	1114	1218	1333	1456
Clara Love Elementary	850	898	611	639	674	695	697	704	717	720	717	712
Hatfield Elementary	850	714	656	679	718	736	755	784	801	823	844	863
Justin Elementary	650/850*	639	640	708	776	831	910	980	1,052	1,115	1,174	1,226

* Open 850 campus in 2025

Attendance Boundary Committee Recommendations



Attendance Boundary Committee Recommendations

Current Elementary

		Fall	ENROLLMENT PROJECTIONS									
Campus	Capacity	2023/24	2024/25	2025/26	2026/27	2027/28	2028/29	2029/30	2030/31	2031/32	2032/33	2033/34
Clara Love Elementary	850	898	1,000	1,089	1,204	1,330	1,395	1,468	1,566	1,638	1,705	1,769
Hatfield Elementary	850	714	764	815	872	891	910	940	958	980	1,001	1,019
Justin Elementary	650/850*	639	672	732	807	875	970	1,064	1,161	1,259	1,364	1,472

Recommended Elementary Option 1

		Fall	ENROLLMENT PROJECTIONS									
Campus	Capacity	2023/24	2024/25	2025/26	2026/27	2027/28	2028/29	2029/30	2030/31	2031/32	2032/33	2033/34
Perrin Elementary	850		522	612	718	835	917	1002	1114	1218	1333	1456
Clara Love Elementary	850	898	611	639	674	695	697	704	717	720	717	712
Hatfield Elementary	850	714	656	679	718	736	755	784	801	823	844	863
Justin Elementary	650/850*	639	640	708	776	831	910	980	1,052	1,115	1,174	1,226

Recommended Elementary Option 2

		Fall	ENROLLMENT PROJECTIONS									
Campus	Capacity	2023/24	2024/25	2025/26	2026/27	2027/28	2028/29	2029/30	2030/31	2031/32	2032/33	2033/34
Perrin Elementary	850		522	612	718	835	917	1002	1114	1218	1333	1456
Clara Love Elementary	850	898	516	545	577	597	599	605	618	621	618	614
Hatfield Elementary	850	714	751	773	815	834	853	883	900	922	943	961
Justin Elementary	650/850*	639	640	708	776	831	910	980	1,052	1,115	1,174	1,226

Attendance Boundary Recommendations

1. Students starting 5th grade next year would be eligible to remain at their existing elementary school.
2. Students starting 8th grade next year would be eligible to remain at their existing middle school.
3. Students starting 11th and 12th grade next year would be eligible to remain at their existing high school.
4. Students choosing to remain would not receive bus transportation, and younger siblings would not be eligible.

Future Planning – Hitting our Target



The Archer Considers:

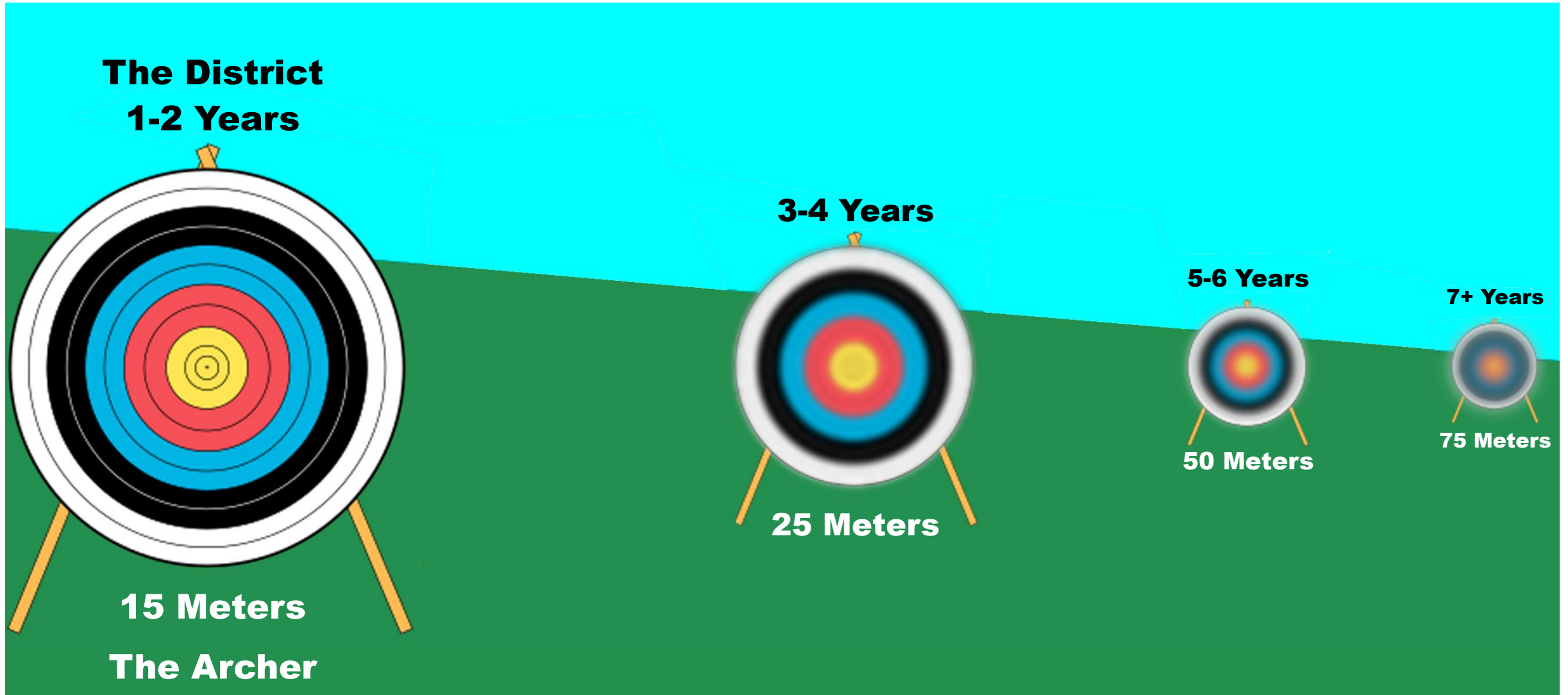
- Wind
- Air Friction
- Body Angle to Target
- Distance
- Visual appearance of target



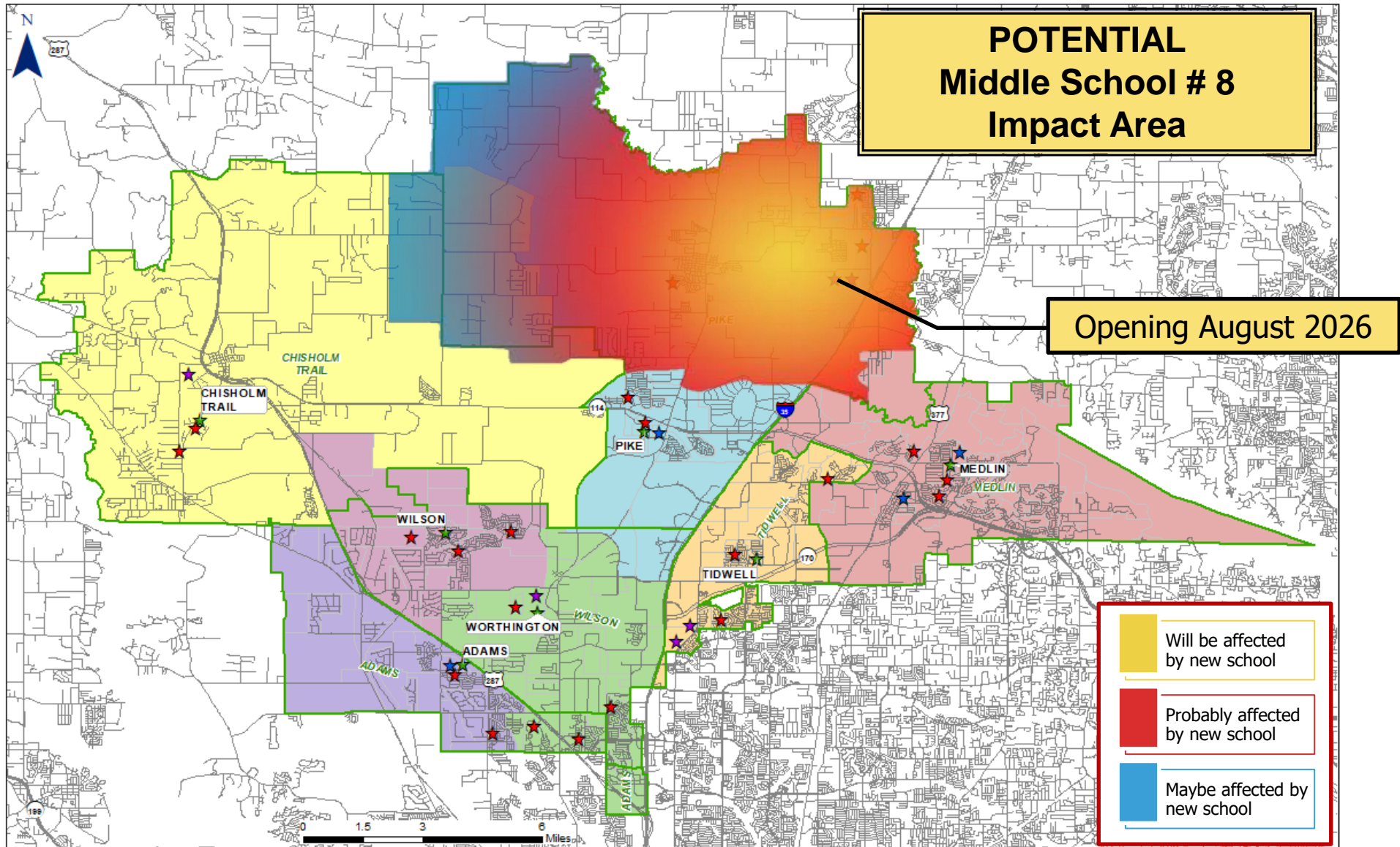
The District Considers:

- Home Sales
- Campus Capacities
- Future Developments
- Travel Distances
- Available Land

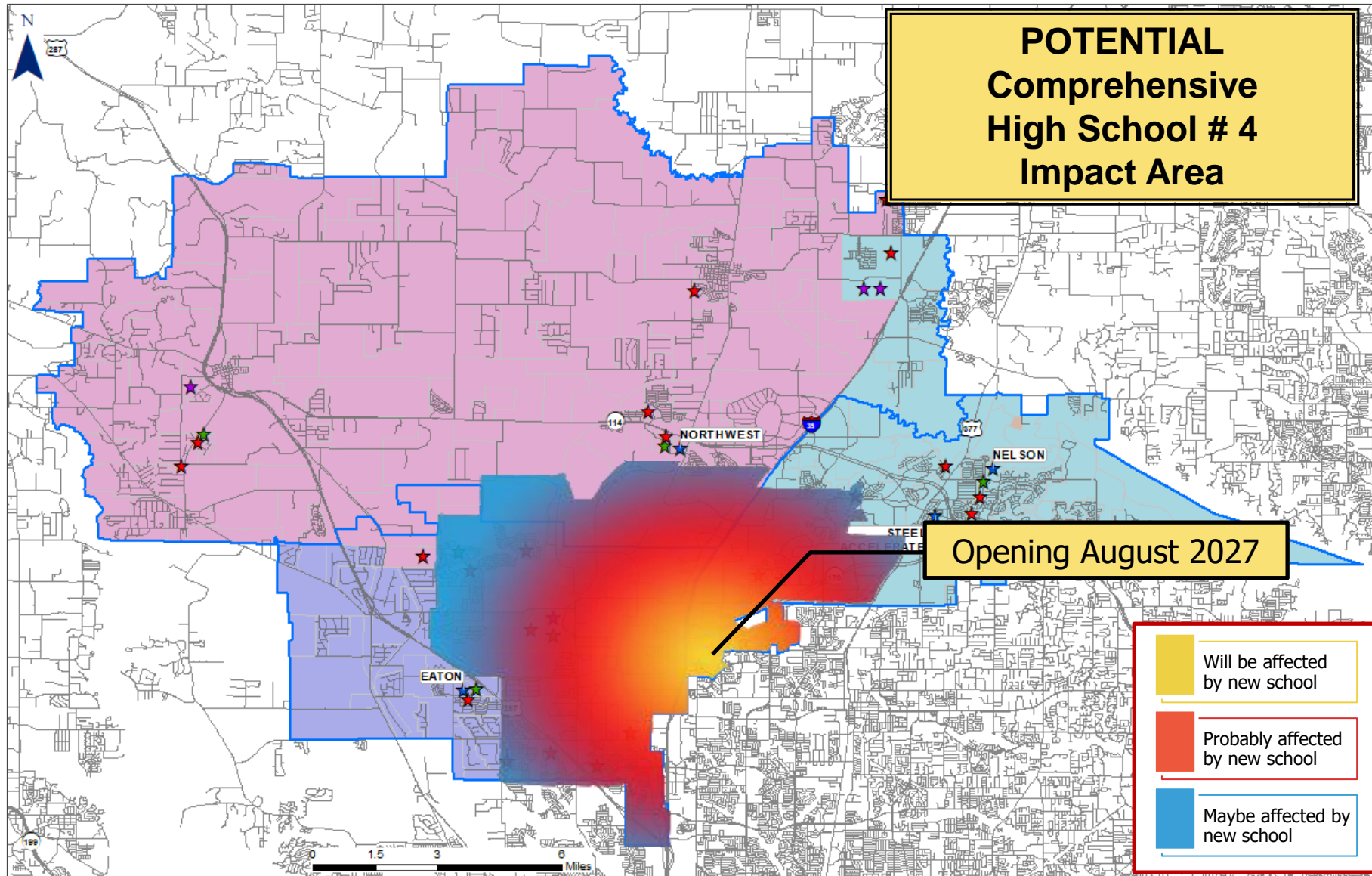
Future Planning – Hitting our Target



Future Planning – Hitting our Target



Future Planning – Hitting our Target



Discussion

