

# District Data Review



MANHASSET UFSD  
BOARD OF EDUCATION MEETING  
DECEMBER 1, 2022



# Presenters

---

**Dr. Donald Gately**

Assistant Superintendent for Curriculum,  
Instruction, and Personnel

**Ryan Aliperti**

Administrator for Assessment & Data Analysis

**Dr. Rebecca Chowske**

District Director of ELA & Reading

**Dr. Joy-Anne D'Anca**

District Director of School Counseling Services

**Laurie Lauria**

District Coordinator of World Languages,  
Secondary School Extra-Classroom Activities  
Coordinator

**Dr. Teresa McGrath**

District Coordinator of Science &  
Technology Education

**Margaret Ronai**

District Coordinator of Social Studies  
and Home & Careers

**Lauren Tallarine**

District Director of Mathematics & Business

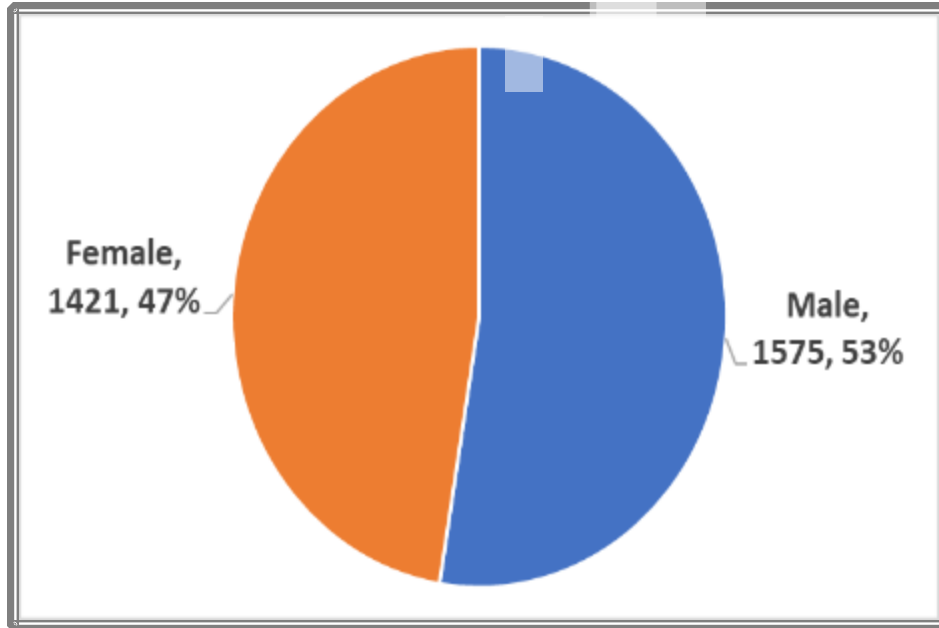
# Presentation Overview

- Enrollment and Demographics
- Assess and Rebuild
- K-12 Assessments and Data
- Meeting District Goals



# District Demographics 2022-23

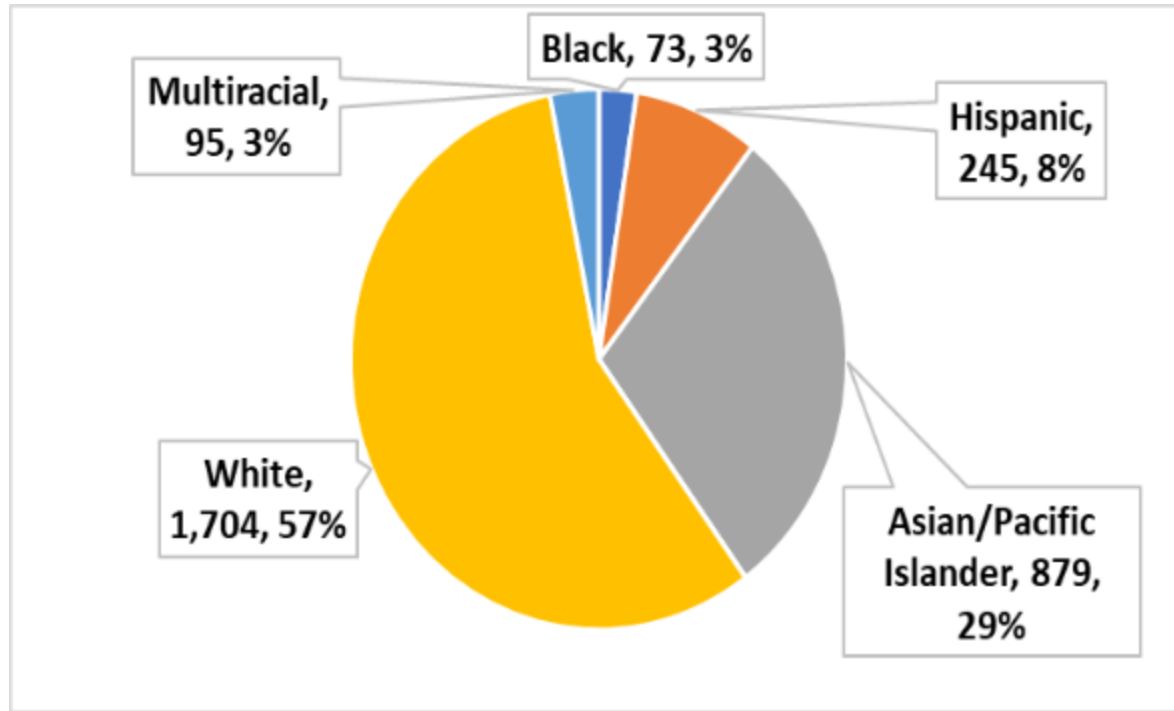
---



**Total =  
2,996**

Source- BEDS Reporting Fall 2022

# 2022-23 District Demographics



Total: 2,996

Source- BEDS Reporting Fall 2022

# Elementary Building Enrollment 2022-23



Source- BEDS Fall Reporting 2022

<b>Munsey Park</b>		<b>Shelter Rock</b>	
Kindergarten-	87	Kindergarten-	65
Grade 1-	120	Grade 1-	89
Grade 2-	102	Grade 2-	78
Grade 3-	135	Grade 3-	99
Grade 4-	145	Grade 4-	95
Grade 5-	126	Grade 5-	125
Grade 6-	148	Grade 6-	97
<b>Total-</b>	<b>863</b>	<b>Total-</b>	<b>650</b>

# Secondary School Enrollment 2022-23

---



Source- BEDS Fall Reporting 2022

Grade 7-	252
Grade 8-	268
Grade 9-	238
Grade 10-	264
Grade 11-	233
Grade 12-	219
Ungraded-	9

**Total- 1,483**

# Assess and Rebuild

---



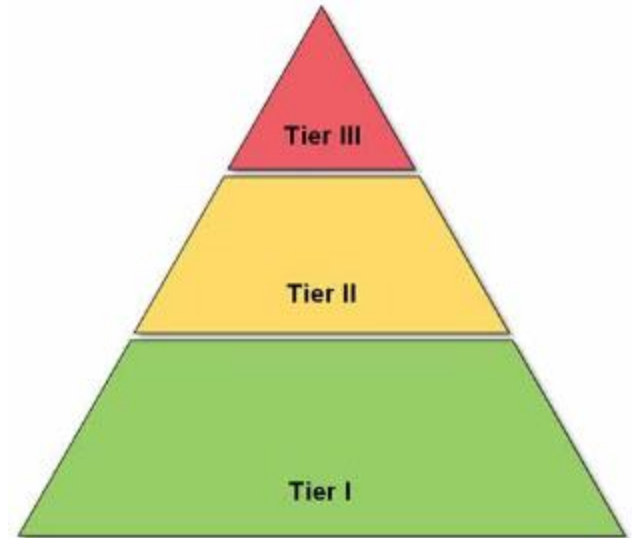
- Focus on detailed review of each student using multiple measures
- Targeted professional development focus to support small group instruction & progress monitoring
- Substantial allocation of District resources to anticipated gaps (Summer Programs, AIS personnel, etc.)
- Complementary and research & data-based responses for intervention
- Ongoing improvements to RtI & AIS process



# What is NWEA?

---

- Norm referenced assessment used internationally in over 9,500 schools/districts
- Reading and mathematics for grades K-8 (K-winter and spring only, Grade 7 & 8 reading only)
- Yields RIT (ready for instruction today) score as well as insight into foundational skills development
- Untimed, adaptive assessment that provides actionable evidence to inform instruction
- Aligns with NYSED RtI guidance- universally screen three times per year



# NWEA

Helps to drive individual, small, whole group instruction:

ACHIEVEMENT			INSTRUCTIONAL AREAS RIT SCORES Growth: Math 2-5 NY			
Percentile	RIT	Quantile	Measurement and Data	Geometry	Operations and Algebraic Thinking	Number and Operations
97	227	885Q - 985Q	226	236	206	248
98	230	940Q - 1040Q	232	220	237	230

ACHIEVEMENT			INSTRUCTIONAL AREAS RIT SCORES Growth: Reading 2-5 NY		
Percentile	RIT	Lexile	Understand Key Ideas, Details, and Connections	Vocabulary: Acquisition and Use	Understand Language, Craft, and Structure
97	228	1130L-1280L	229	235	220
98	233	1225L-1375L	241	227	232

# NWEA RIT Scores

## ELA

Grade	Spring 2019	Spring 2021	Spring 2022
2	202.7	195.8	197.7
3	202.8	206	205.3
4	212.2	211.6	213
5	219.1	215.2	216.4
6	222.1	222	220.5

## Mathematics

Grade	Spring 2019	Spring 2021	Spring 2022
2	210	194.9	195
3	203.8	208	208.6
4	220.1	218.4	221.1
5	232.6	226.5	230.1
6	236.1	232.8	232.3

Source: NWEA

# Multiple Measures for Elementary Students

ID	2015-16										2016-17										2017-18		
	PS	MS	SS	AS	ES	AS	MS	PS	ES	AS	PS	MS	SS	AS	ES	AS	MS	PS	ES	AS	PS	MS	AS
1	24	21	20	20	20	20	20	20	20	24	21	20	20	20	20	20	20	24	21	20	24	21	20
2	24	21	20	20	20	20	20	20	20	24	21	20	20	20	20	20	20	24	21	20	24	21	20
3	24	21	20	20	20	20	20	20	20	24	21	20	20	20	20	20	20	24	21	20	24	21	20
4	24	21	20	20	20	20	20	20	20	24	21	20	20	20	20	20	20	24	21	20	24	21	20
5	24	21	20	20	20	20	20	20	20	24	21	20	20	20	20	20	20	24	21	20	24	21	20
6	24	21	20	20	20	20	20	20	20	24	21	20	20	20	20	20	20	24	21	20	24	21	20
7	24	21	20	20	20	20	20	20	20	24	21	20	20	20	20	20	20	24	21	20	24	21	20
8	24	21	20	20	20	20	20	20	20	24	21	20	20	20	20	20	20	24	21	20	24	21	20
9	24	21	20	20	20	20	20	20	20	24	21	20	20	20	20	20	20	24	21	20	24	21	20
10	24	21	20	20	20	20	20	20	20	24	21	20	20	20	20	20	20	24	21	20	24	21	20
11	24	21	20	20	20	20	20	20	20	24	21	20	20	20	20	20	20	24	21	20	24	21	20
12	24	21	20	20	20	20	20	20	20	24	21	20	20	20	20	20	20	24	21	20	24	21	20
13	24	21	20	20	20	20	20	20	20	24	21	20	20	20	20	20	20	24	21	20	24	21	20
14	24	21	20	20	20	20	20	20	20	24	21	20	20	20	20	20	20	24	21	20	24	21	20
15	24	21	20	20	20	20	20	20	20	24	21	20	20	20	20	20	20	24	21	20	24	21	20
16	24	21	20	20	20	20	20	20	20	24	21	20	20	20	20	20	20	24	21	20	24	21	20
17	24	21	20	20	20	20	20	20	20	24	21	20	20	20	20	20	20	24	21	20	24	21	20
18	24	21	20	20	20	20	20	20	20	24	21	20	20	20	20	20	20	24	21	20	24	21	20
19	24	21	20	20	20	20	20	20	20	24	21	20	20	20	20	20	20	24	21	20	24	21	20
20	24	21	20	20	20	20	20	20	20	24	21	20	20	20	20	20	20	24	21	20	24	21	20
21	24	21	20	20	20	20	20	20	20	24	21	20	20	20	20	20	20	24	21	20	24	21	20
22	24	21	20	20	20	20	20	20	20	24	21	20	20	20	20	20	20	24	21	20	24	21	20
23	24	21	20	20	20	20	20	20	20	24	21	20	20	20	20	20	20	24	21	20	24	21	20
24	24	21	20	20	20	20	20	20	20	24	21	20	20	20	20	20	20	24	21	20	24	21	20
25	24	21	20	20	20	20	20	20	20	24	21	20	20	20	20	20	20	24	21	20	24	21	20
26	24	21	20	20	20	20	20	20	20	24	21	20	20	20	20	20	20	24	21	20	24	21	20
27	24	21	20	20	20	20	20	20	20	24	21	20	20	20	20	20	20	24	21	20	24	21	20
28	24	21	20	20	20	20	20	20	20	24	21	20	20	20	20	20	20	24	21	20	24	21	20
29	24	21	20	20	20	20	20	20	20	24	21	20	20	20	20	20	20	24	21	20	24	21	20
30	24	21	20	20	20	20	20	20	20	24	21	20	20	20	20	20	20	24	21	20	24	21	20
31	24	21	20	20	20	20	20	20	20	24	21	20	20	20	20	20	20	24	21	20	24	21	20
32	24	21	20	20	20	20	20	20	20	24	21	20	20	20	20	20	20	24	21	20	24	21	20
33	24	21	20	20	20	20	20	20	20	24	21	20	20	20	20	20	20	24	21	20	24	21	20
34	24	21	20	20	20	20	20	20	20	24	21	20	20	20	20	20	20	24	21	20	24	21	20
35	24	21	20	20	20	20	20	20	20	24	21	20	20	20	20	20	20	24	21	20	24	21	20
36	24	21	20	20	20	20	20	20	20	24	21	20	20	20	20	20	20	24	21	20	24	21	20
37	24	21	20	20	20	20	20	20	20	24	21	20	20	20	20	20	20	24	21	20	24	21	20
38	24	21	20	20	20	20	20	20	20	24	21	20	20	20	20	20	20	24	21	20	24	21	20
39	24	21	20	20	20	20	20	20	20	24	21	20	20	20	20	20	20	24	21	20	24	21	20
40	24	21	20	20	20	20	20	20	20	24	21	20	20	20	20	20	20	24	21	20	24	21	20

**FUNdations & Units of Study Phonics  
Common Assessments Grades K-2**

**Running Records K-5, CARS Grade 6**

**NWEA Reading and Math Grades K-6  
(fall, winter, spring)**

**Common Mathematics Assessments &  
Reading/Writing Benchmarks**

**New York State Assessments:  
Grades 3-6, English Language Arts and Mathematics;  
Grade 4, Science**

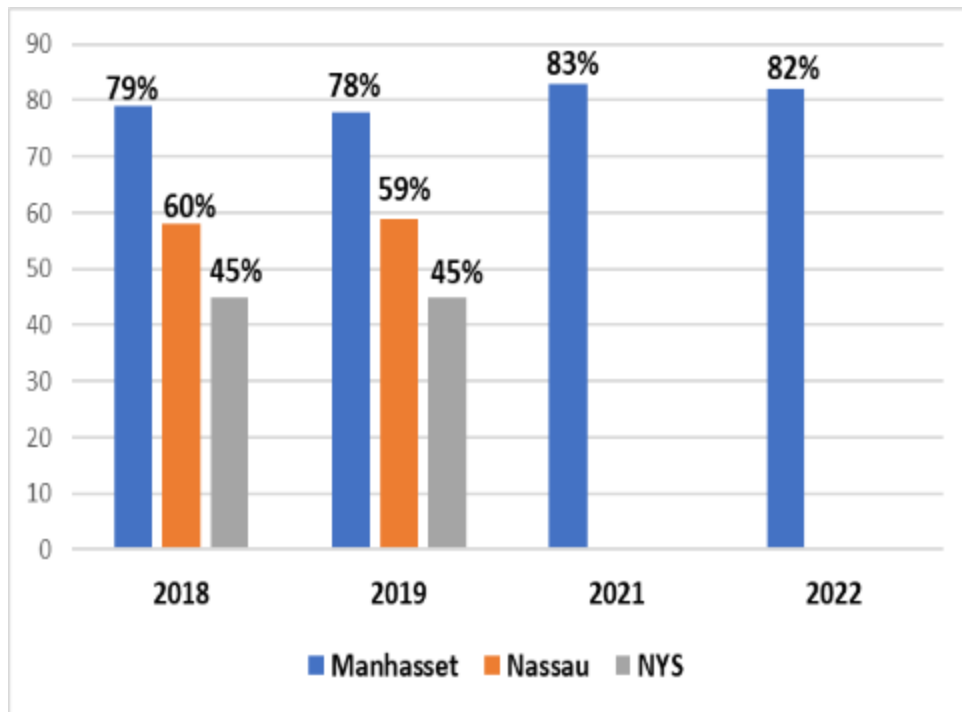
# Manhasset ELA Assessments Grades 3-8

## Proficiency Level 3+

Source: data.nysed.gov

2021\*\* As per NYSED, comparison  
data not encouraged due to  
remote/opt out

2022\*\* Comparative data not  
finalized



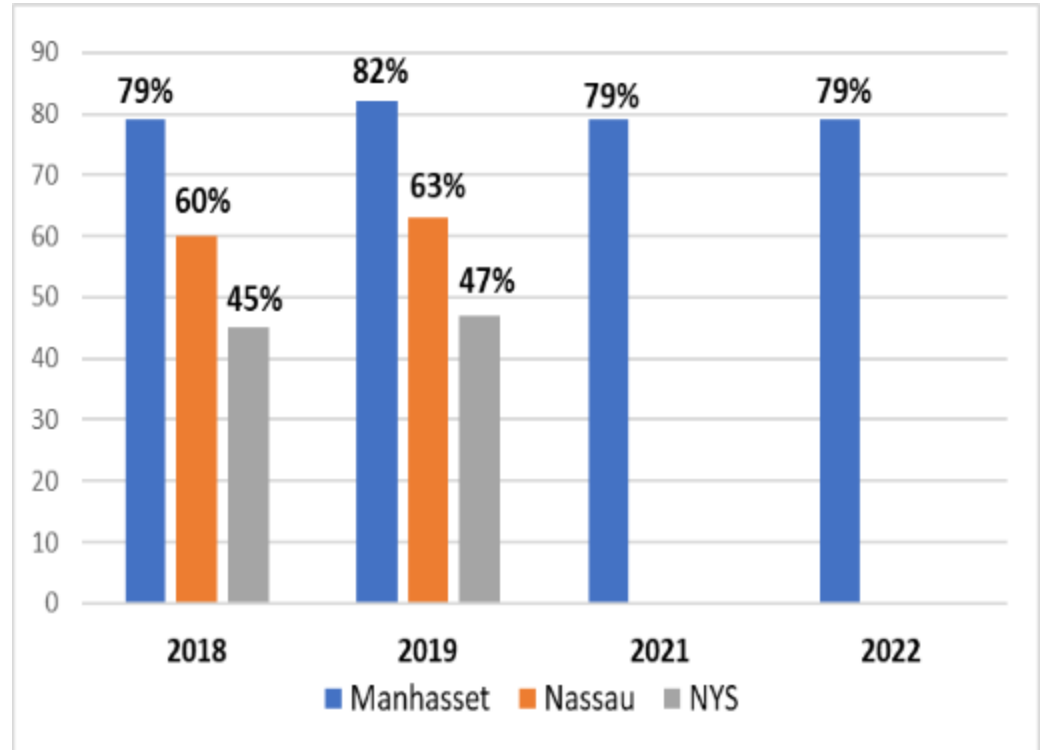
# Manhasset Mathematics Assessments Grades 3-8

## Proficiency Level 3+

Source: data.nysed.gov

2021\*\* As per NYSED, comparison data not encouraged due to remote/opt out

2022\*\* Comparative data not finalized



<b>2019 Algebra</b> Passing Rate: 99.6% Mastery Rate: 74.0%	<b>2022 Algebra</b> Passing Rate: 96% Mastery Rate: 57.8%
<b>2019 Geometry</b> Passing Rate: 100% Mastery Rate: 70.4%	<b>2022 Geometry</b> Passing Rate: 98.6% Mastery Rate: 64.6%
<b>2019 Algebra 2</b> Passing Rate: 100% Mastery Rate: 64.3%	<b>2022 Algebra 2</b> Passing Rate: 99.1% Mastery Rate: 65.8%

## Math Regents Exams

---

June 2022

<p><b>Living Environment</b></p> <p><b>2019</b>            Passing Rate: 99.6%            Mastery Rate: 77.1%</p> <p><b>2022</b>            Passing Rate: 95.4%            Mastery Rate: 64.8%</p>	<p><b>Physical Setting/Earth Science</b></p> <p><b>2019</b>            Passing Rate: 96.9%            Mastery Rate: 74.9%</p> <p><b>2022</b>            Passing Rate: 91.0%            Mastery Rate: 68.0%</p>
<p><b>Physical Setting/Chemistry</b></p> <p><b>2019</b>            Passing Rate: 97.8%            Mastery Rate: 52.7%</p> <p><b>2022</b>            Passing Rate: 90.3%            Mastery Rate: 45.0%</p>	<p><b>Physical Setting/Physics</b></p> <p><b>2019</b>            Passing Rate: 89.1%            Mastery Rate: 56.9%</p> <p><b>2022</b>            Passing Rate: 88.3%            Mastery Rate: 57.4%</p>

## Science Regents

2022



# Humanities Exams Administered 2022

## English Language Arts 2019

Passing Rate: 99%  
Mastery Rate: 91%

## English Language Arts 2022

Passing Rate: 98%  
Mastery Rate: 92%

## Global History & Geography II 2019

Passing Rate: 98%  
Mastery Rate: 91%

## Global History & Geography II 2022

Passing Rate: 99%  
Mastery Rate: 77%

United States History and  
Government Framework  
Regents was not  
administered in June 2022

# FLACS A Exams

---

<b>FLACS A French 2019</b> Passing Rate: 100% Mastery Rate: 76%	<b>FLACS A Italian 2019</b> Passing Rate: 100% Mastery Rate: 82%	<b>FLACS A Spanish 2019</b> Passing Rate: 100% Mastery Rate: 90%
<b>FLACS A French 2022</b> Passing Rate: 100% Mastery Rate: 88%	<b>FLACS A Italian 2022</b> Passing Rate: 100% Mastery Rate: 96%	<b>FLACS A Spanish 2022</b> Passing Rate: 100% Mastery Rate: 90%

2022

<p><b>FLACSB French 2019</b></p> <p>Passing Rate: 100% Mastery Rate: 86%</p>	<p><b>FLACSB Italian 2019</b></p> <p>Passing Rate: 100% Mastery Rate: 88%</p>	<p><b>FLACSB Spanish 2019</b></p> <p>Passing Rate: 99% Mastery Rate: 76%</p>
<p><b>FLACSB French 2022</b></p> <p>Passing Rate: 100% Mastery Rate: 88%</p>	<p><b>FLACSB Italian 2022</b></p> <p>Passing Rate: 100% Mastery Rate: 96%</p>	<p><b>FLACSB Spanish 2022</b></p> <p>Passing Rate: 100% Mastery Rate: 91%</p>

## FLACS B Exams

---

2022



# Manhasset 2021-2022 School Year Community Service

**617** Manhasset Students  
used Passport for Good

Students completed **26,611** hours  
of volunteer service

**249** Seniors  
completed their  
15-hour Graduation  
Requirement

## **For the 2021 Presidential Award:**

### Teens Category: 13-15 year olds

- 49** Students completed more than 50 hours for the Bronze Award.
- 17** Students completed more than 75 hours for the Silver Award.
- 36** students completed more than 100 hours for the Gold Award.

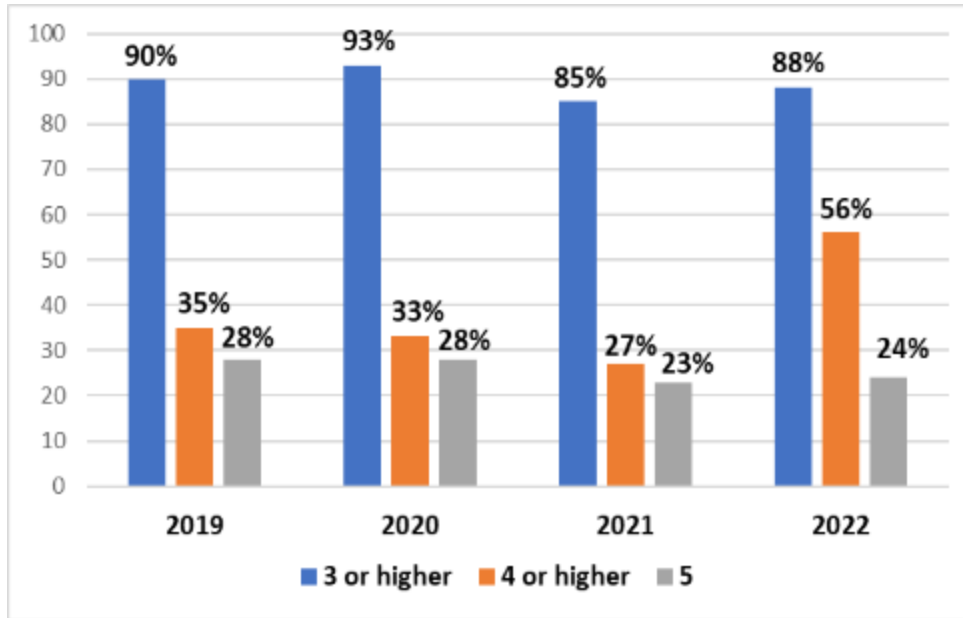
### Young Adults Category: 16-19 year olds

- 29** Students completed more than 100 hours for the Bronze Award.
- 7** Students completed more than 175 hours for the Silver Award.
- 5** Students completed more than 300 hours for the Gold Award.
- 143** Students were recognized in May.

**66** Juniors  
Completed the  
3-year, **85**-hour  
Service/  
Citizenship Award

# Advanced Placement Snapshot

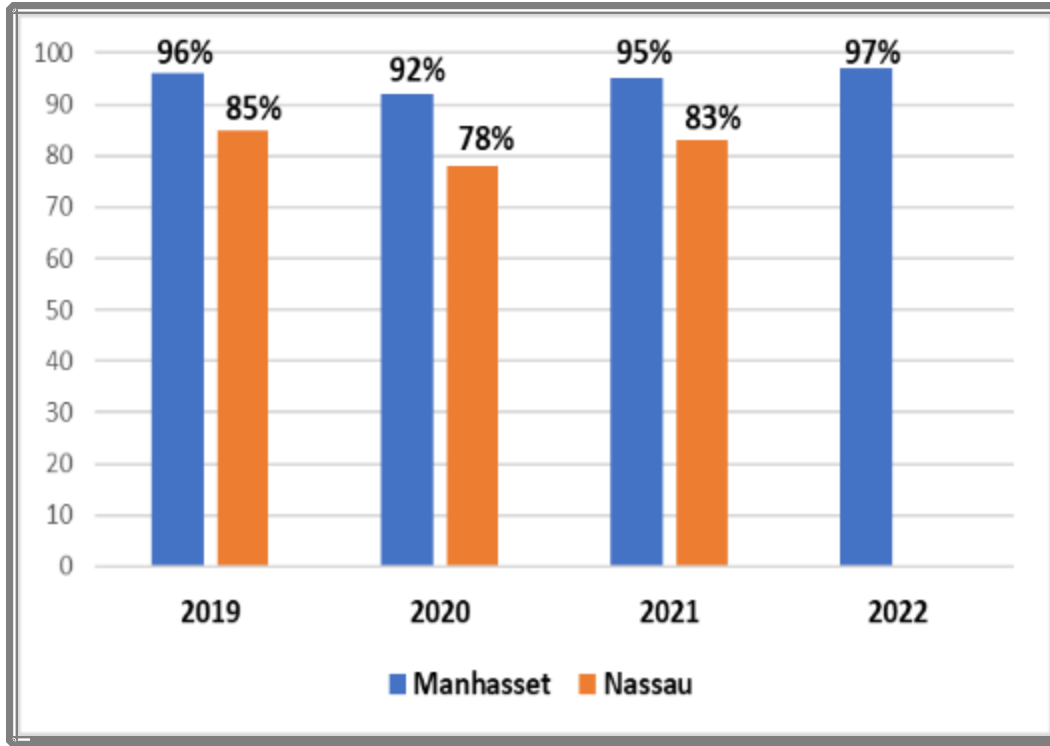
## Score Percentiles



Source: College Board

	# AP Exams	# AP Students with 3 or higher	% AP Students with 3 or higher
<b>2019</b>	1,653	539	90%
<b>2020</b>	1,359	517	93%
<b>2021</b>	1,441	448	85%
<b>2022</b>	1,539	483	88%

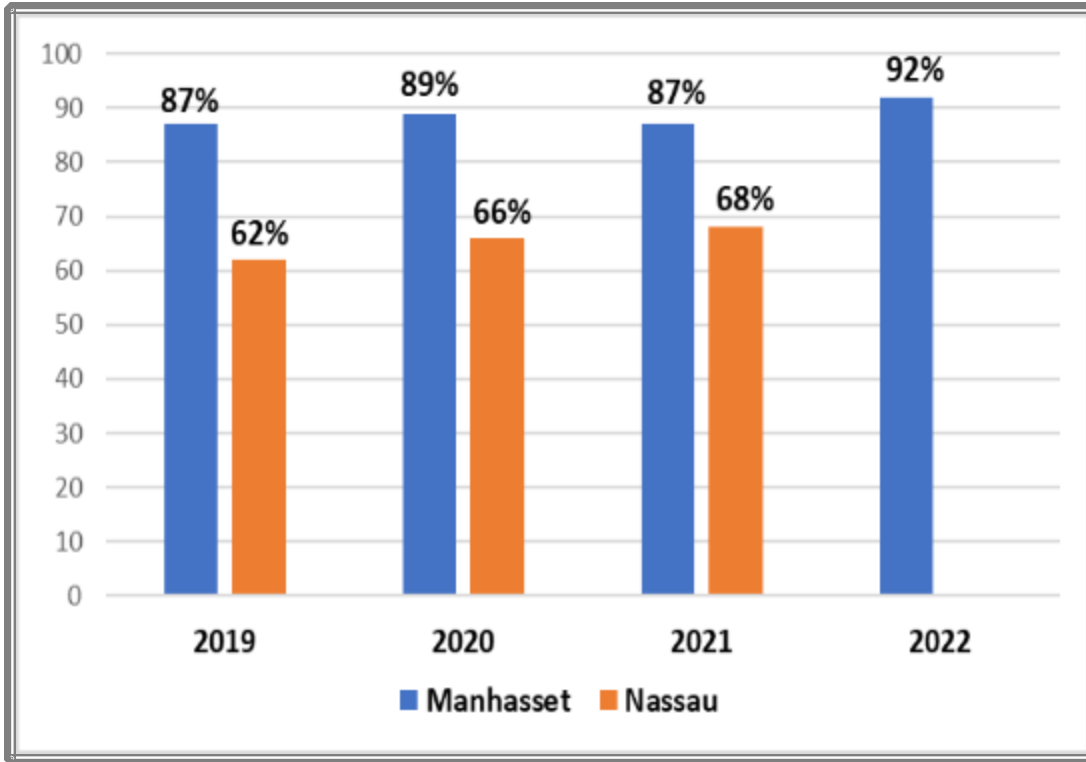




## Graduation Data: Colleges/ Universities

---

2022



## Graduation Data: Advanced Regents Diploma

---

2022

Source: BOCES IDW

# 2022-2023 District Goals

---





# Connections

---



Stakeholder check-in sessions



Collaboration with local organizations (CAANH, EOC, Adventures in Learning, etc.)



Relaunch of Shared Decision Making



Staff wellness initiatives



Partnership with Breathe for Change

# Extracurricular Offerings

## HONOR SOCIETIES

Art Honor Society  
English Honor Society  
French Honor Society  
Italian Honor Society  
Math Honor Society  
National Honor Society  
National Junior Honor  
Society  
Science Honor Society  
Social Studies Honor  
Society  
Spanish Honor Society  
TRI-M Music Honor Society

## MATH

Mathletes 7-9  
Mathletes 10-12

## SCIENCE

Science Olympiad

## GENERAL

American Sign Language Club  
1680 Club  
Book Club  
Chess Club  
Coding Club  
Cultural Club  
Economics/Finance Club  
Engineering Club  
Feminism Club  
Fil Club  
Gay/Straight Alliance  
Green Club  
Hellenic Club  
Junior Booster Club  
Junior Tower Club  
Marketing Club  
Media Club  
#Teens Respect Teens  
Science Fiction Club

## PUBLICATIONS

Media Club  
Phoenix  
Yearbook (MS & HS)

## SERVICE CLUBS

Best Buddies Club  
CASA Set Connect Clubs  
International Club  
SALT Club  
STAR Club  
Key Club  
Unified Sports Club

## THE ARTS

Art Club  
Kinsmen  
Life Drawing  
Marching Band  
Poetry Coffee House  
Photography Club  
Vocal Jazz

## STUDENT

## GOVERNMENTS

Class of 2023  
Class of 2024  
Class of 2025  
Class of 2026  
Student Senate

## COMPETITION

Mock Trial  
Model U.N.  
Fed Challenge

# Student Inclusivity, Opportunities, and Support

---

- Academic Support Model (RtI/AIS)
- Broadcast Journalism:  
Elementary and Secondary Levels
- Social Studies Giant Maps, Level-Up Village (Kenya), & Red Trunk Project
- Project Lead the Way
- HS Culture Club



# Enhancing Professional Practice

---



Shifting the Balance



Math in Focus



Staff participation in professional development



Expand culture of peer observation



Enhance data informed instruction

# Facilities

---

## Bond Vote December 8



# Thank You!

