

Manhasset Public Schools Special Education

Board of Education Meeting
April 4, 2023


Presented by:

Susan Kosser

Stewart Grabelsky

Allison Rushforth






Manhasset Public Schools

Individualized & Collaborative Programs

Education plans are individualized, based on student needs


- ❖ CSE meetings involve Parent/Guardian, faculty and student input
- ❖ Programs and services provided in Least Restrictive Environment (LRE)
- ❖ Quarterly and Annual Review of student's progress
- ❖ Highly effective instruction is maintained by teachers that are dually certified in special education and specific subject areas.



Preschool

Ages 3-5

- ❖ District facilitates evaluation and Committee on Preschool Special Education (CPSE) meetings
- ❖ 60 day timeline (including summer)
- ❖ Students found eligible based on delay in developmental milestones
- ❖ Only one classification - Preschooler with a Disability
- ❖ Continuum of services provided by Nassau County approved providers




Continuum of Services: Elementary

- ❖ Related Service (OT, PT, Speech, Counseling)
- ❖ Integrated Co-Teaching (Math, ELA)
(ICT is available in Math, ELA, SS, and Sci for grade 6)
- ❖ Special Class (Math, ELA)
- ❖ Full Day Special Class

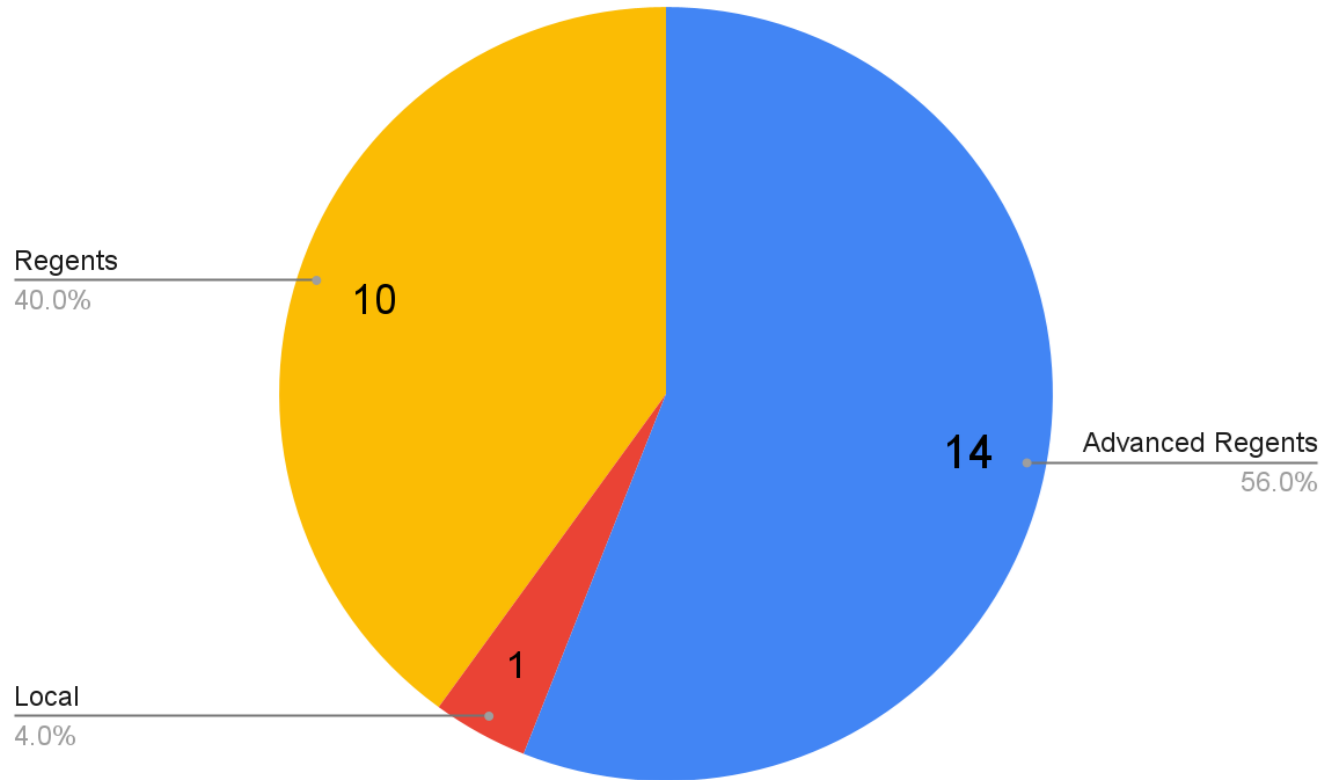


Continuum of Services: Secondary

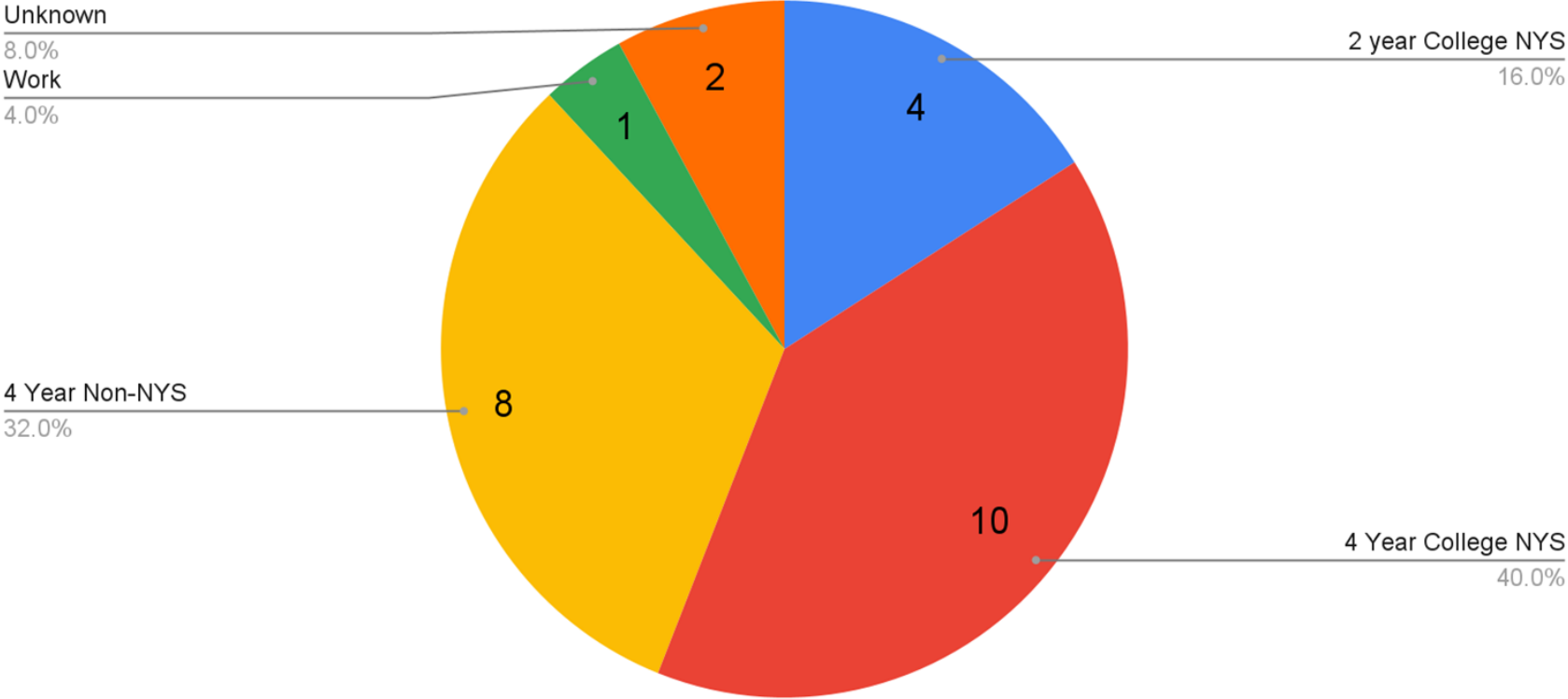
- ❖ Related Services
- ❖ Resource Room
- ❖ Integrated Co-teaching
(English, Math, Science, Social Studies)
- ❖ Special Class Support
(English, Math, Science, Social Studies)
- ❖ Special Class
(English, Math, Science, Social Studies)
- ❖ Special Class (Life Skills)
 - Focus on Pre-vocational skills
 - Daily Living Skills



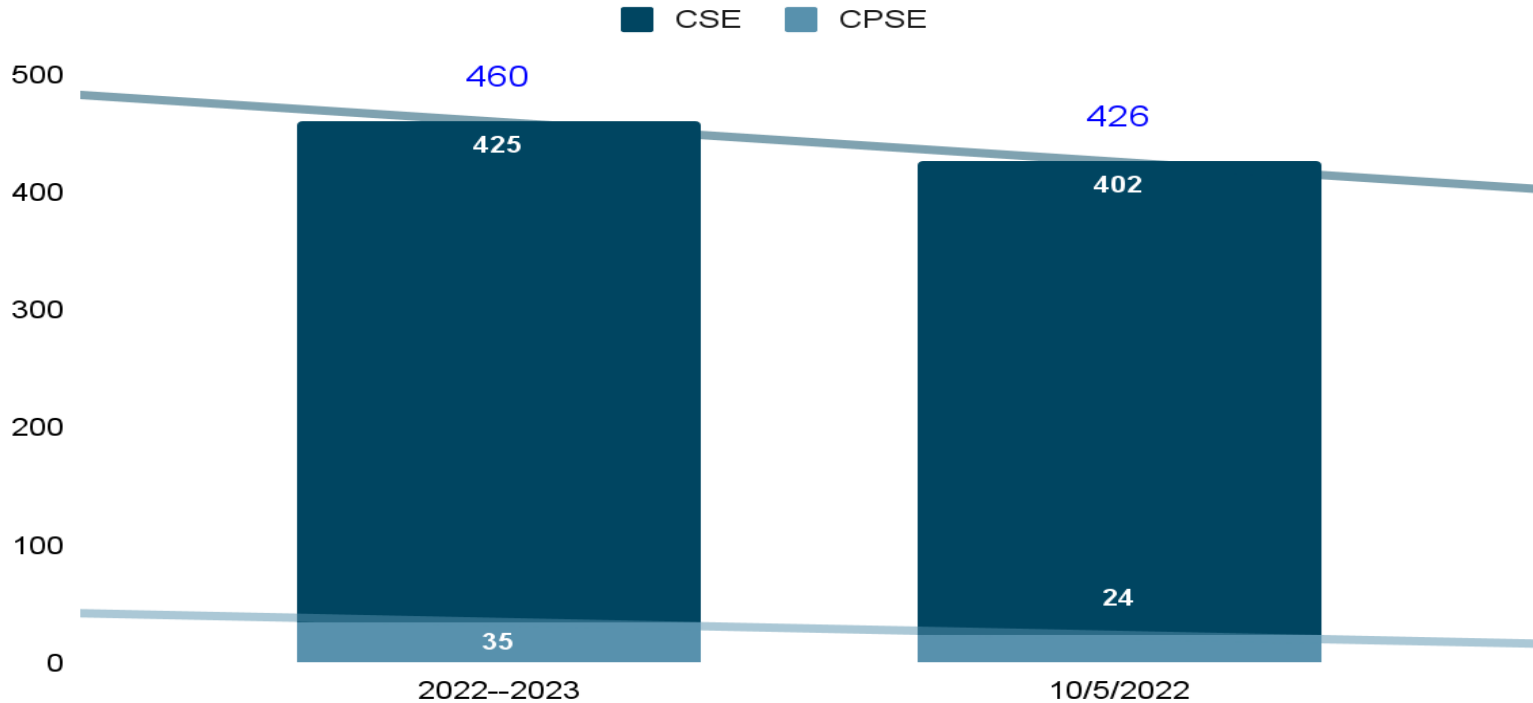
High School Diplomas June 2022: 25 SWDs



Post Secondary Plans June 2022: 25 SWDs



Students With Disabilities (SWD) 2022-2023 Budget to Actual on October 5, 2022



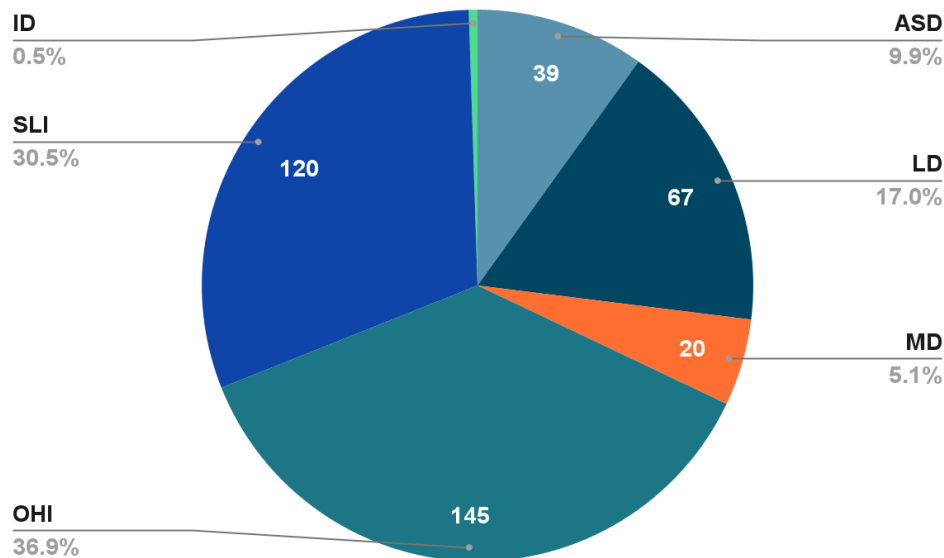
Special Education (School Age 5-21)

NYSED Part 200 Regulations: Thirteen Disabilities

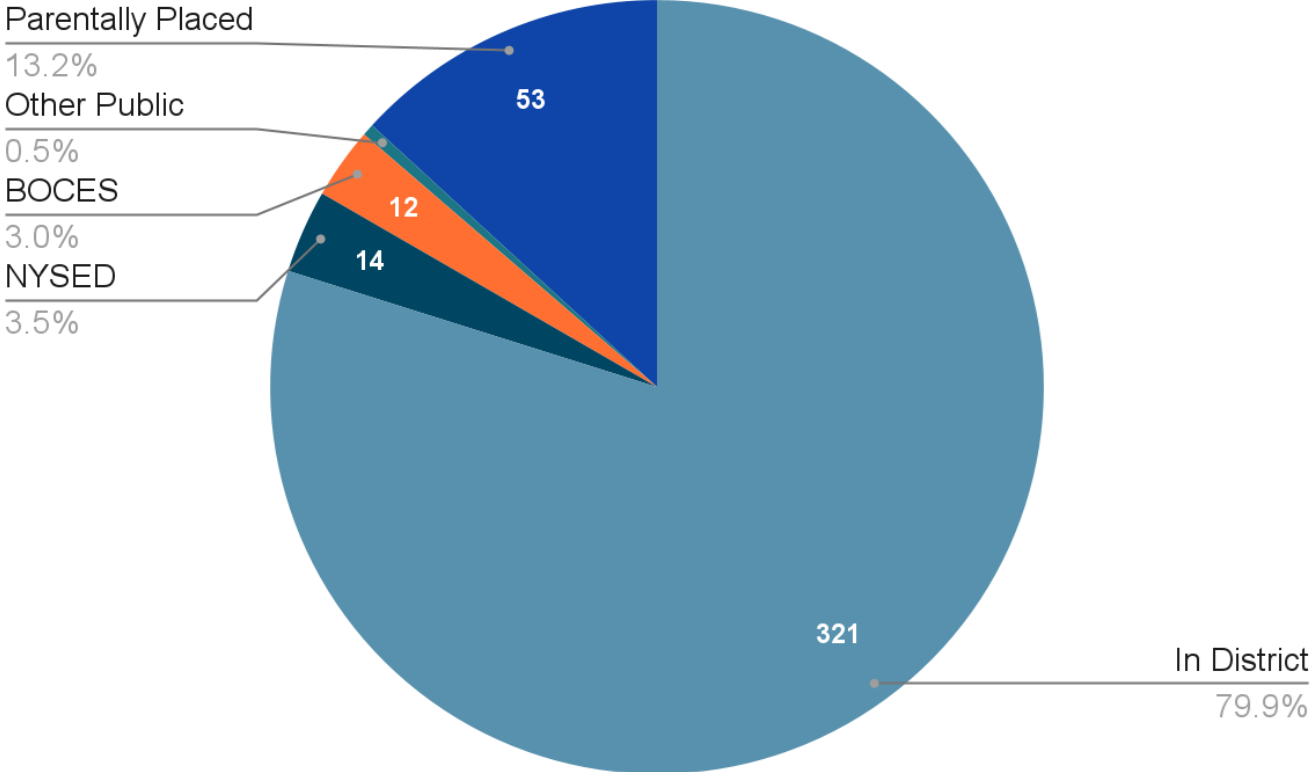
- ❖ Autism (ASD)
- ❖ Deafness
- ❖ Deaf-Blindness
- ❖ Emotional Disability
- ❖ Hearing Impairment
- ❖ Learning Disability (LD)
- ❖ Intellectual Disability (ID)
- ❖ Multiple Disabilities (MD)
- ❖ Orthopedic Impairment
- ❖ Other Health Impaired (OHI)
- ❖ Speech Language Impairment (SLI)
- ❖ Traumatic Brain Injury
- ❖ Visual Impairment

10/5/22 Day Information
Total Enrollment 3,031
Total SE Enrollment 402
13.3% classification rate

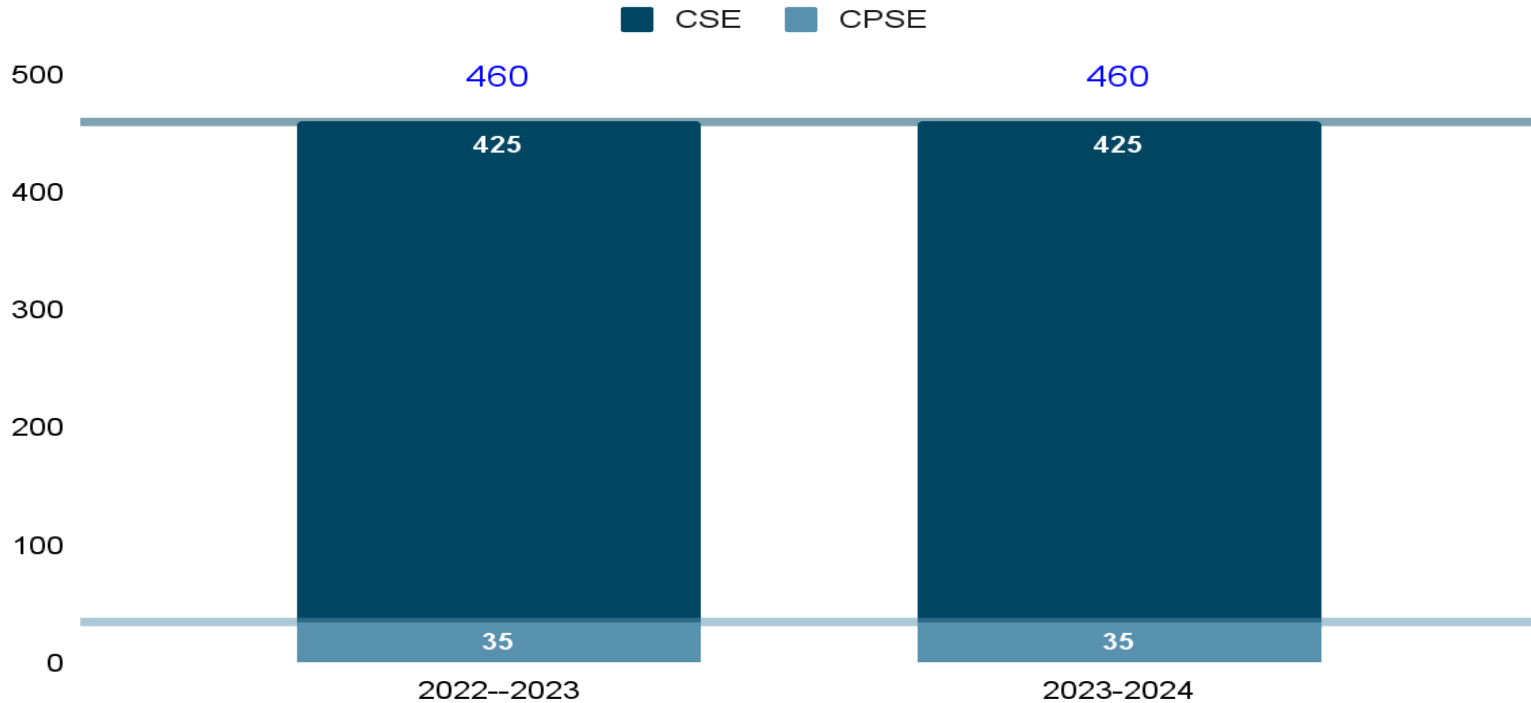
Manhasset Population
10/5/2022 SWD



Education Placements as of 10/5/2022



2023-2024 Budget Developed to Serve 460 Students With Disabilities (SWD)



2022-23 Budget to 2023-24 Budget Educational Placements

STUDENT COUNT		IN-DISTRICT	BOCES (full-day & career half-day)	OTHER PUBLIC SCHOOLS	NYSED APPROVED SCHOOLS	HOMESCHOOL PARENTAL CHOICE	PARENTALLY PLACED IN NON- PUBLIC: OLOG , ST. MARY'S, MAGEN ISRAEL	TOTAL
	22/23 Budget	328	13	3	13	2	66	425
23/24 Budget	329	14	2	16	0	64	425	
B –B Variance	1	1	-1	3	-2	-2	0	

2022-23 Budget to 2023-24 Preliminary Budget: Total Staff

	TEACHERS	SPEECH	SCHOOL PSYCHOLOGISTS	TEACHER ASSISTANTS/AIDES		SOCIAL WORKERS (LCSW)	EVALUATOR	CLERICAL	DIRECTOR	Assistant Sup't	TOTAL
				CLASS	1:1						
Full Time Equivalent (FTE)											
22/23 Budget	44.0	9.0	8.6	31.0	23.08	4.0	0.4	8.0	2.0	1.0	131.08
23/24 Budget	44.0	8.5	8.6	35.0	19.18	4.0	0.4	8.0	2.0	1.0	130.68
B-B Variance	0.0	-0.5	0.0	4.0	-3.9	0.0	0.0	0.0	0.0	0.0	-0.4

2022-23 Budget to 2023-24 Budget Out-of-District Tuition Dollars

Tuition Dollars		BOCES (full-day & career half-day)	PARENTALLY PLACED IN NON-PUBLIC: OLOG , ST. MARY'S, MAGEN ISRAEL	NYSED APPROVED SCHOOLS	TOTAL
	22/23 Budget	\$1,273,284	\$225,830	\$1,107,730	\$2,606,844
	23/24 Budget	\$1,161,468	\$240,613	\$1,337,190	\$2,739,271
	B –B Variance	-\$111,816	\$14,783	\$229,460	\$132,427

2022-23 Budget to 2023-24 Budget Contract Therapy Dollars

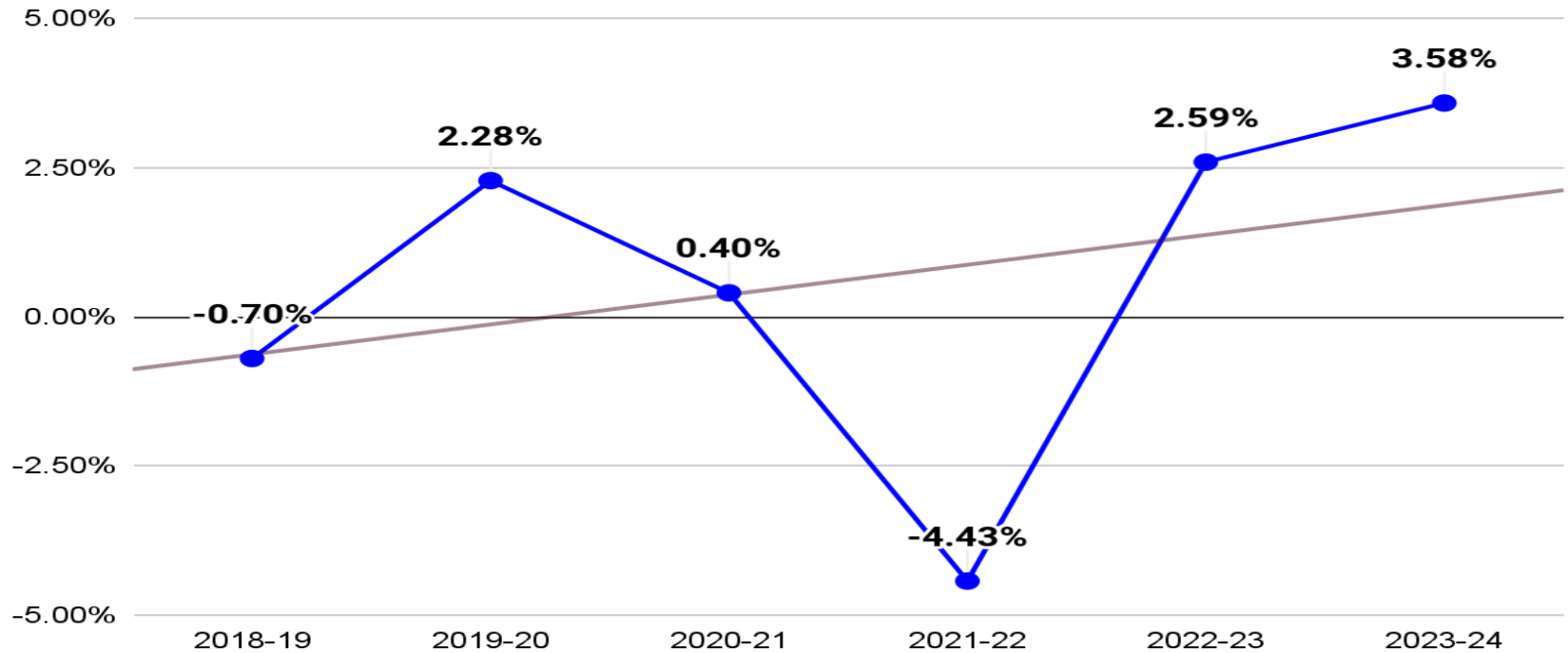
Dollars		DISTRICT	PARENTALLY PLACED IN NON-PUBLIC: OLOG , ST. MARY'S, MAGEN ISRAEL	TOTAL
	22/23 Budget	\$1,123,000	\$290,000	\$1,413,000
23/24 Budget	\$1,363,574	\$298,700	\$1,662,274	
B –B Variance	\$240,574	\$8,700	\$249,274	
B- B % Variance	21.42%	3.00%	17.64%	

Yearly Comparison of Special Education Budget

BUDGET CODES	2018-2019	2019-2020	2020-2021	2021-2022	2022-2023	2023-2024 Projected
2250 Special Ed.	\$13,040,934	\$13,331,785	\$13,413,036	\$12,651,662	\$12,951,053	\$13,349,916
2820 Psychologists	\$941,739	\$981,359	\$960,865	\$974,879	\$1,092,752	\$1,216,759
2825 Social Work	\$446,137	\$447,977	\$447,040	\$532,106	\$481,420	\$478,151
Total	\$14,428,810	\$14,761,121	\$14,820,941	\$14,158,647	\$14,525,225	\$15,044,826
Year to Year \$ Change	-102,433	332,311	59,820	-662,294	366,578	519,601
Year to Year % Change	-0.70%	2.28%	0.40%	-4.43%	2.59%	3.58%

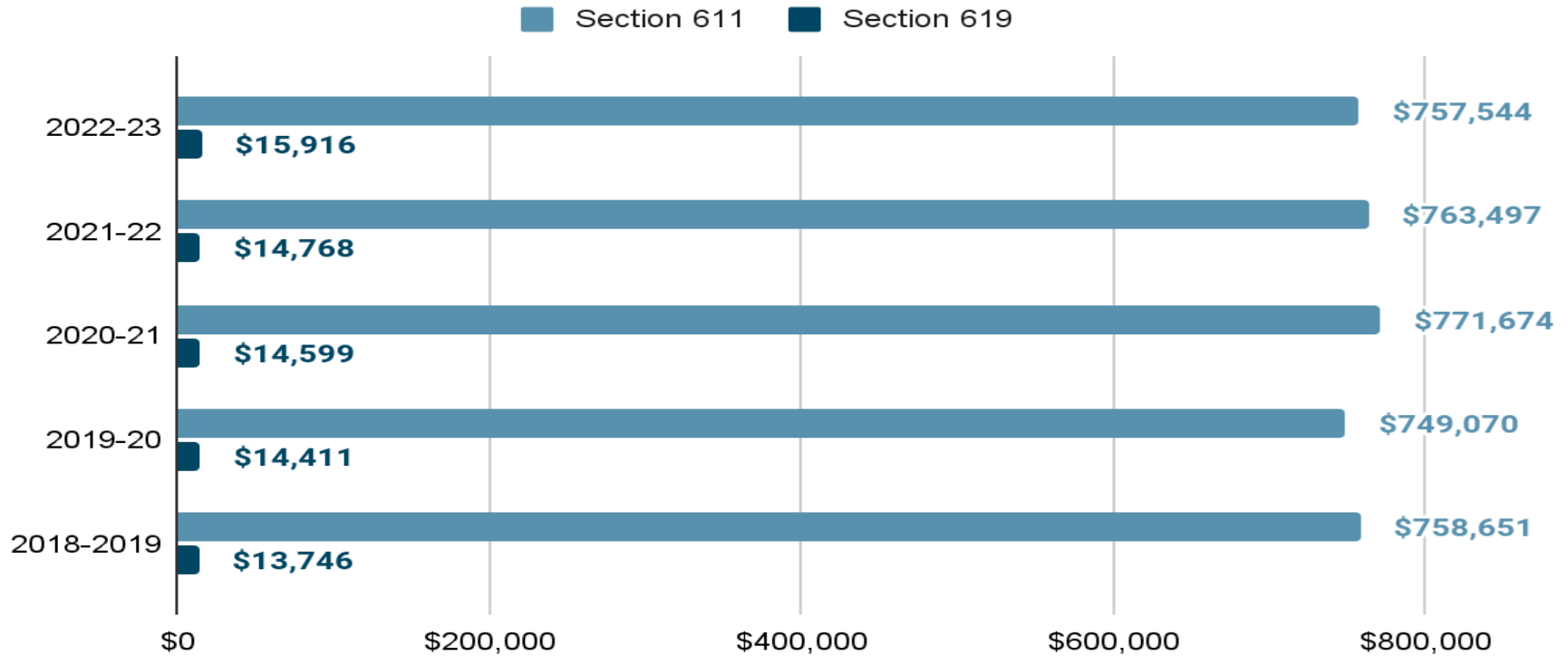
0.59% increase over 6 years

Yearly Comparison of Special Education Budget Percentage Change



0.59% increase over 6 years

IDEA Funding Yearly Comparison



Manhasset Public Schools Special Education



Questions

Board of Education Meeting
April 4, 2023