

2022-2023 SEATTLE ACADEMY PULSE SURVEY RESULTS

1178 INDIVIDUAL RESPONSES

709 Students (64%)

190 Faculty & Staff (76%)

279 Parents & Guardians

SURVEY GOALS AND BACKGROUND

This SAAS Pulse Survey was sent in December 2022 to all members of the SAAS community: students, parents and guardians, and faculty and staff. The survey was designed using questions that could be compared across groups and also through time as the survey is repeated in future years. This survey was not intended to be exhaustive, but to rather take the pulse of the community and identify general areas in which progress can be made to further engagement, awareness and belonging.



WE ARE AN INSTITUTION OF CONNECTIONS

Students: I have a connection with at least one trusted adult at school.



Parents & Guardians: My student(s) has at least one trusted adult at school.



Faculty & Staff: Someone at work seems to care about me as a person.



WE ARE AN INSTITUTION THAT FOSTERS LEARNING AND GROWTH

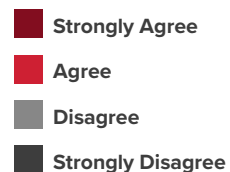
Students: In this school year, I have had opportunities at school to learn and grow



Parents & Guardians: In this school year, my student(s) has had opportunities at school to learn and grow.

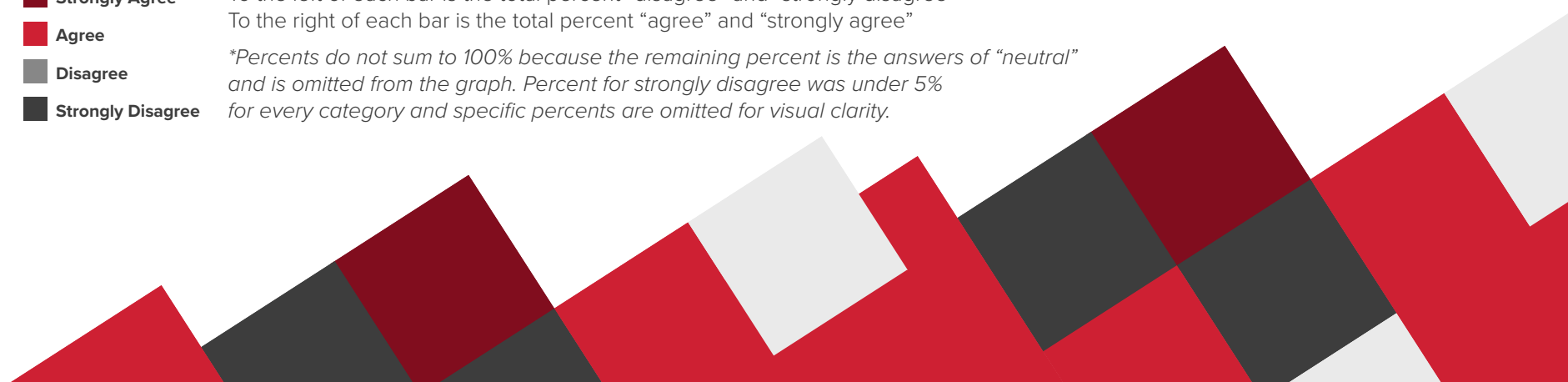


Faculty & Staff: In this school year, I have had opportunities at work to learn and grow.



To the left of each bar is the total percent "disagree" and "strongly disagree"
To the right of each bar is the total percent "agree" and "strongly agree"

**Percents do not sum to 100% because the remaining percent is the answers of "neutral" and is omitted from the graph. Percent for strongly disagree was under 5% for every category and specific percents are omitted for visual clarity.*

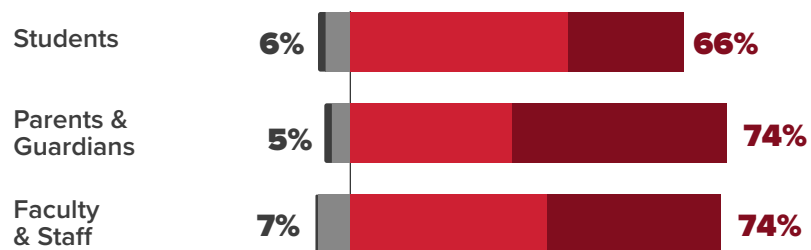


VISIBILITY OF GUIDING PRINCIPLES

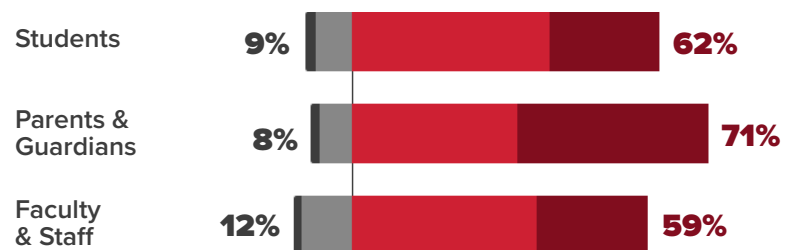
This SAAS Pulse Survey was sent in December 20. For each question, respondents answered this prompt:

“This school year I feel confident that this guiding principle was clearly used in institutional decision-making or programming choices.”

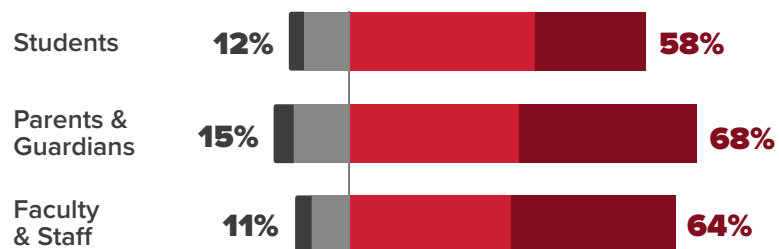
CULTURE OF PERFORMANCE



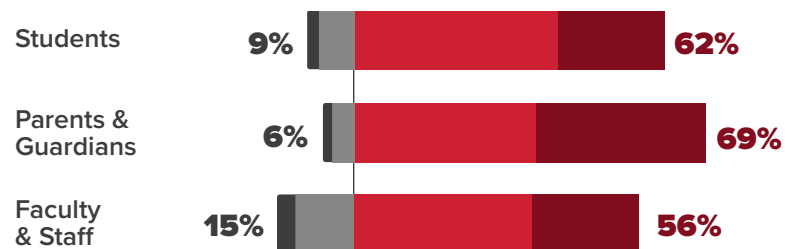
INCLUSIVE COMMUNITY



KNOW THE KID



COLLEGE AND LIFE

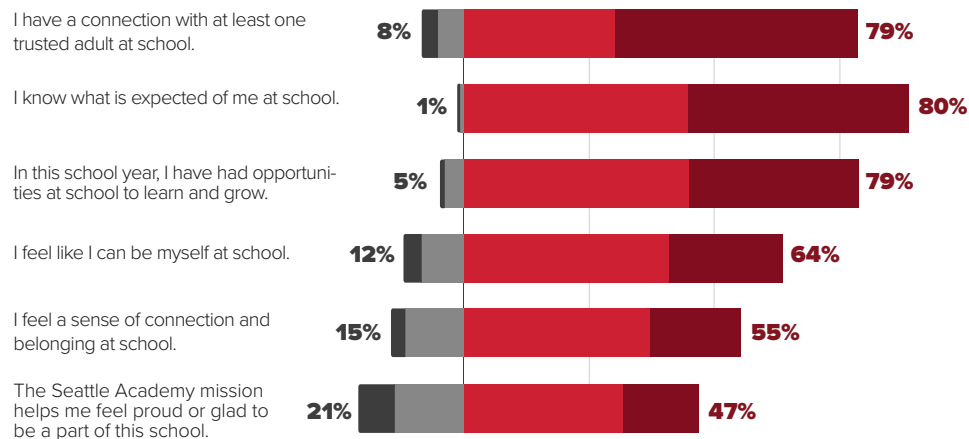


To the left of each bar is the total percent “disagree” and “strongly disagree”
To the right of each bar is the total percent “agree” and “strongly agree”

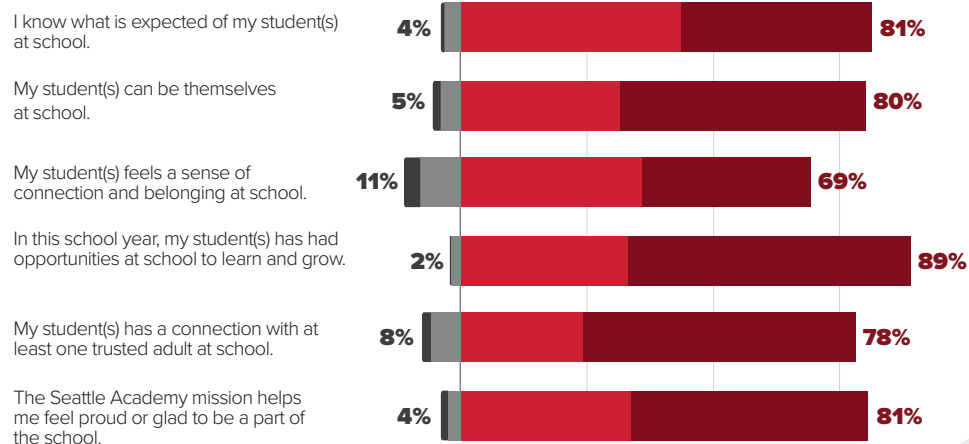
**Percents do not sum to 100% because the remaining percent is the answers of “neutral” and is omitted from the graph. Percent for strongly disagree was under 5% for every category and specific percents are omitted for visual clarity.*

SUMMARY OF ALL QUESTIONS

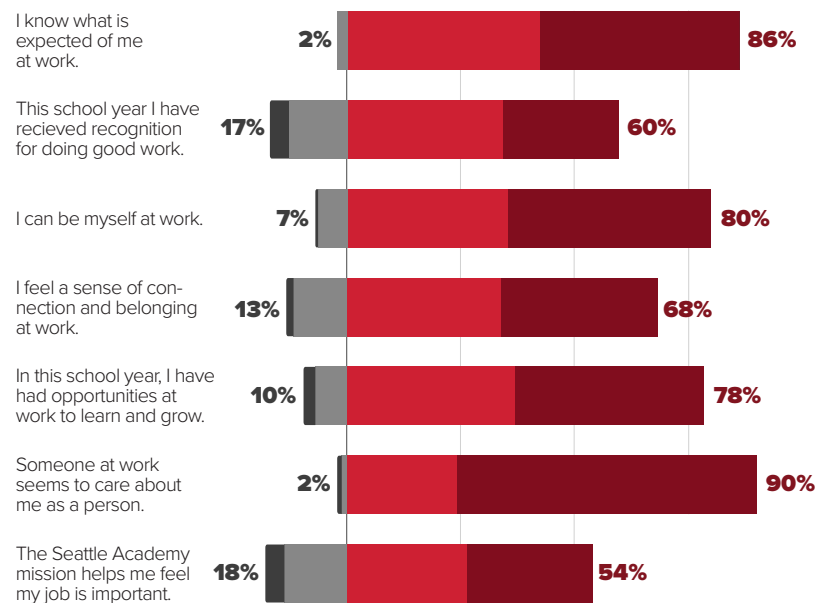
STUDENT EXPERIENCE



PARENTS & GUARDIANS



FACULTY & STAFF



To the left of each bar is the total percent "disagree" and "strongly disagree." To the right of each bar is the total percent "agree" and "strongly agree."

**Percents do not sum to 100% because the remaining percent is the answers of "neutral" and is omitted from the graph. Percent for strongly disagree was under 5% for every category and specific percents are omitted for visual clarity.*

EXECUTIVE SUMMARY

1. SAAS is experienced as a place of student learning and growth. Eight out of 10 students agreed or strongly agreed with the statement “In this school year I have had opportunities at school to learn and grow.” Nine out of ten parents and guardians agreed or strongly agreed that their student(s) have had opportunities to learn and grow.
2. Across all questions and all groups, the most consistently high agreement was with a question about individual connection. Over 78% of all students agreed that they felt connected to a trusted adult at school, and 78% of parents and guardians saw their students connected to a trusted adult at school. 90% of faculty and staff felt that someone at works cares about them as a person.
3. For both students and faculty and staff, the most disagreement was with a questions about the impact of the SAAS mission. 1 out of 5 students disagreed with the question “The Seattle Academy mission helps me proud or glad to be part of this school.’ For faculty and staff, just under 1 in 5 disagreed with the prompt “The Seattle Academy mission helps me feel my job is important.” Interestingly, this same question posed to parents and guardians received a mostly positive response, with only 1 person in 20 responding that they disagreed that “The Seattle Academy mission helps me feel proud or glad to be part of this school.”
4. Whether guiding principles are visible in institutional decision-making and programming varied by group. About 70% of parents and guardians agreed that any given principle was visible, while that agreement was near 60% for students. The percent of faculty who affirmed an influence of the guiding principles ranged from 56% for College and Life to 74% for Culture of Performance.
5. One question asked whether there was anything else the respondent wanted to share. About 15% of all respondents shared a total of 171 open-ended comments.

