



Lexington Richland District 5

Guaranteed Energy Savings Contract Project Update

March 13th, 2023





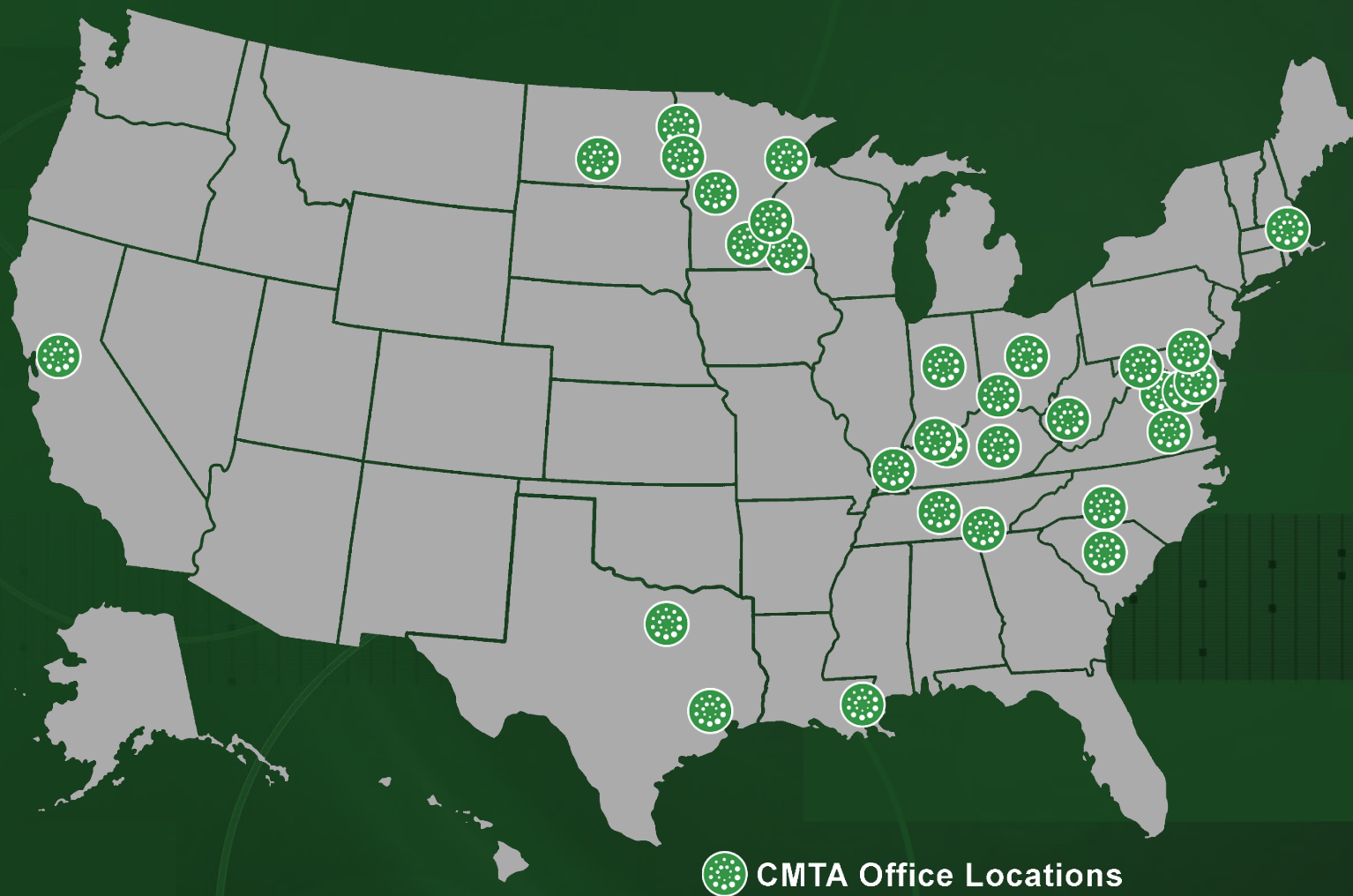
Agenda

- 1. Who is CMTA?**
- 2. Scope Of Work**
- 3. Questions**



National Leader in High Performance Facilities

680+ | 155 PEs | 30 Offices | 20+ Year Project Utility Database



2021 ENR TOP 500

MEP
GIANTS
2021

Commissioning
GIANTS
2021



Agenda

1. Who is CMTA?
2. Scope Of Work
3. Questions



Scope of Work

Dutch Fork Elementary

- ✓ HVAC Renovation
- ✓ Building Automation System (Partial)
- ✓ Lighting LED upgrades
- ✓ PV Solar Array
- ✓ New windows
- ✓ New Gym Roof

Irmo High School – Activities Building

- ✓ HVAC Equipment Replacement
- ✓ Building Automation System
- ✓ Lighting LED upgrades
- ✓ PV Solar Array



Scope of Work

Dutch Fork Elementary

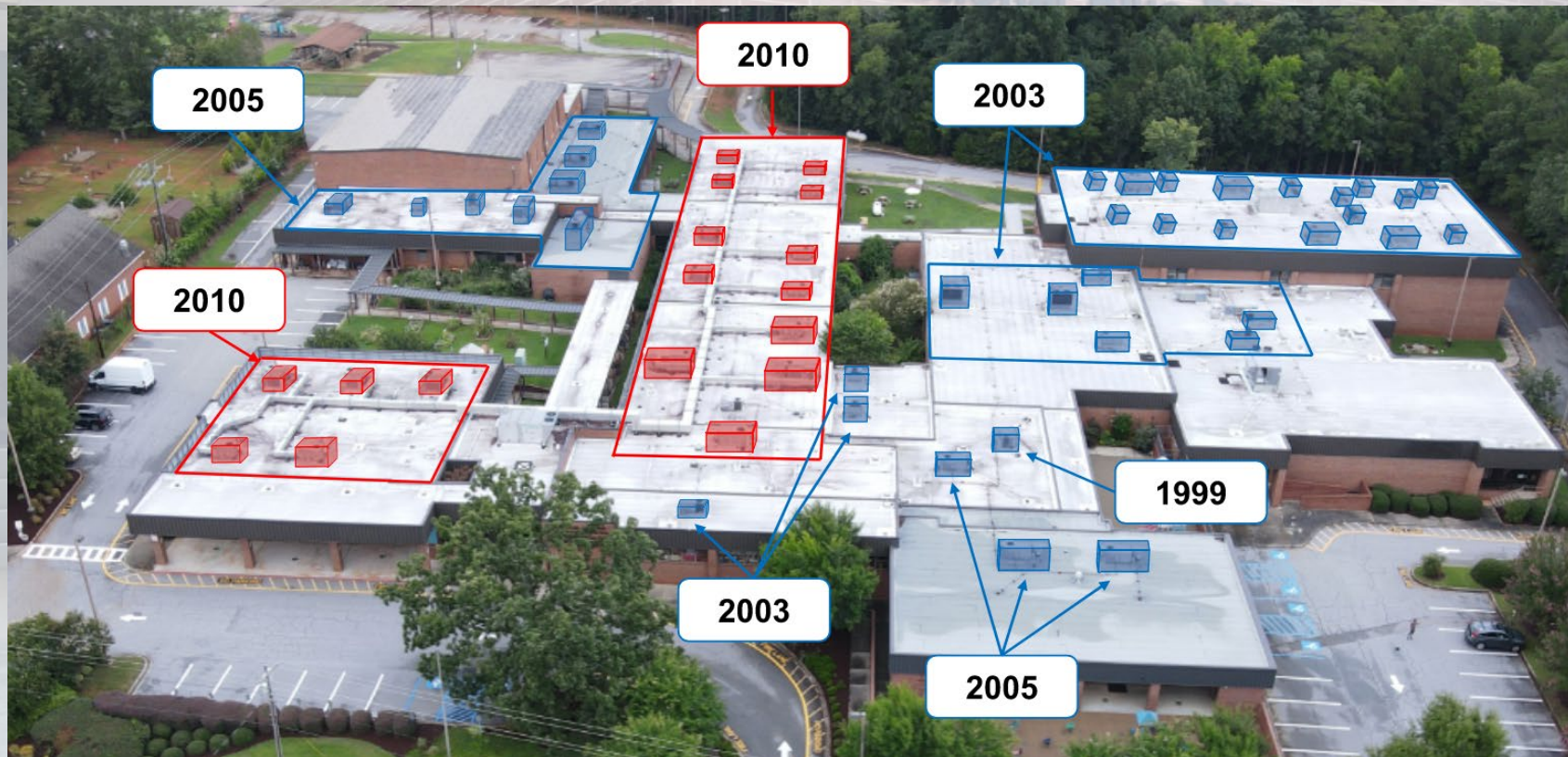
- ✓ HVAC Renovation
- ✓ Building Automation System
- ✓ Lighting LED upgrades
- ✓ PV Solar Array
- ✓ New windows
- ✓ New Gym Roof

DUTCH FORK ELEMENTARY
The Academy of Environmental Sciences
Palmetto's Finest
National Blue Ribbon School
Historic Richlex - Rosenwald
School Site

Scope of Work

Dutch Fork Elementary

✓ HVAC Renovation (new ceilings, ductwork)






Scope of Work

Dutch Fork Elementary

✓ HVAC Renovation, Building Automation system



Scope of Work

Dutch Fork Elementary

✓ LED Lighting Upgrades






Scope of Work

Dutch Fork Elementary **REVISED SOLAR OPTION**

✓ PV car port solar array

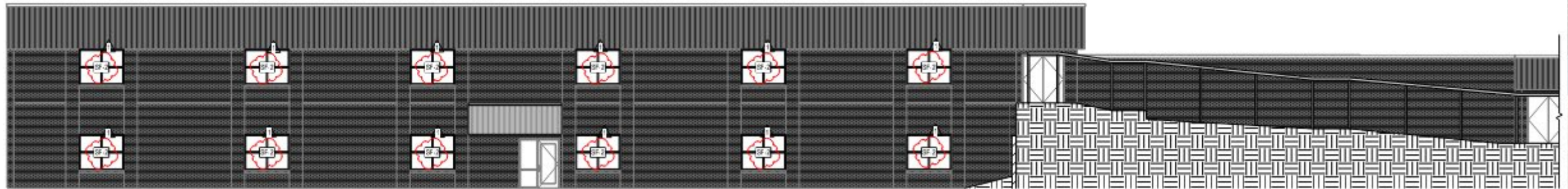

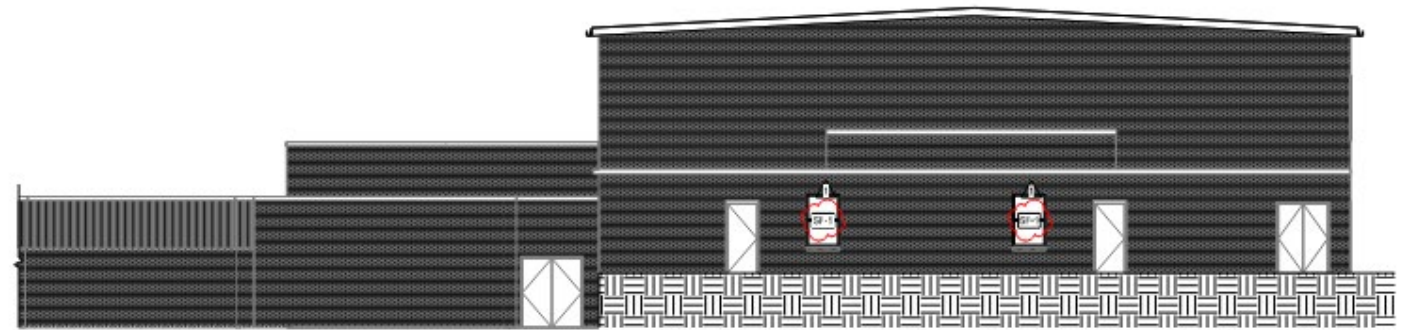




Scope of Work

Dutch Fork Elementary

✓ New windows



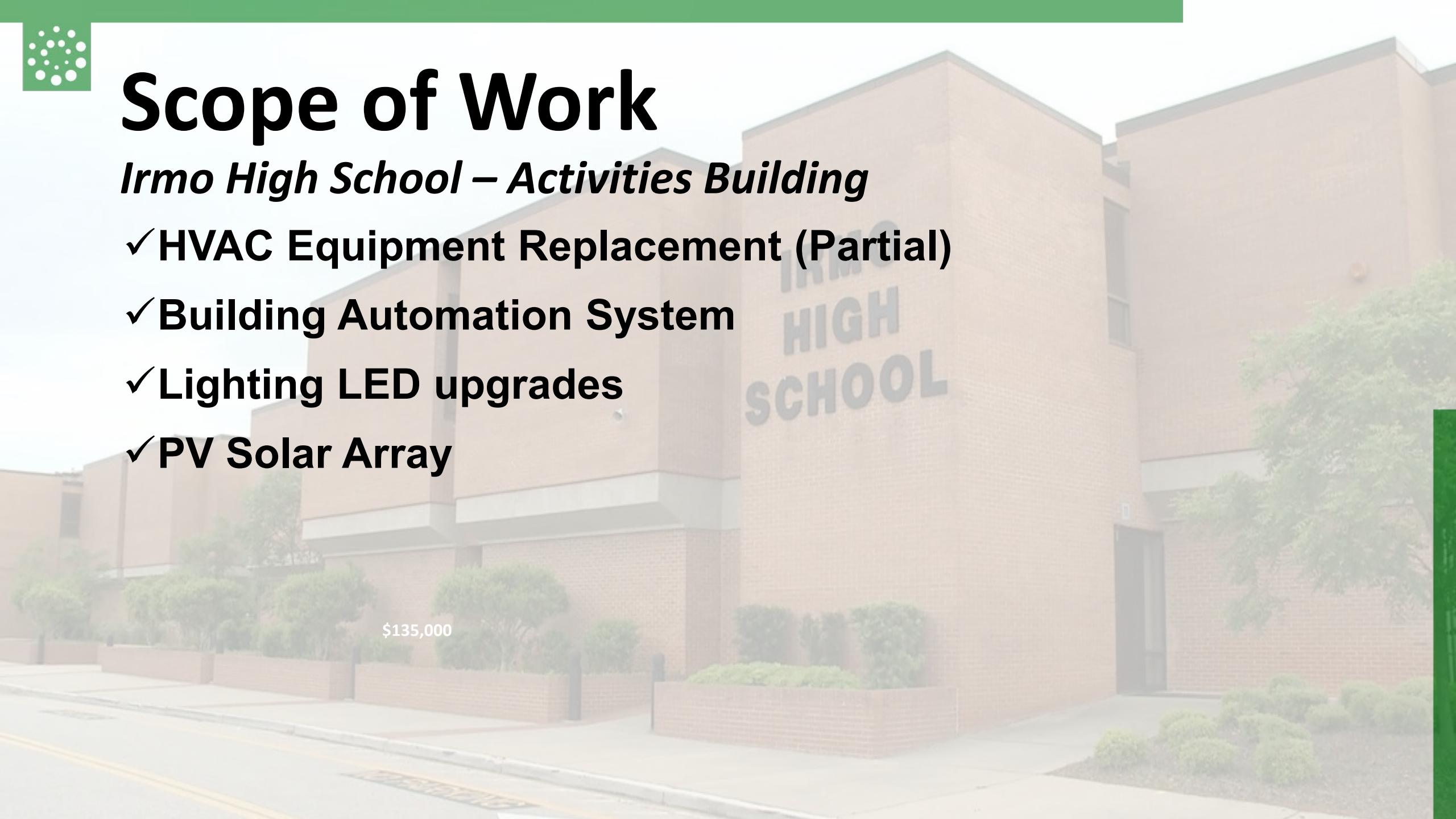


Scope of Work

Irmo High School – Activities Building

- ✓ HVAC Equipment Replacement (Partial)
- ✓ Building Automation System
- ✓ Lighting LED upgrades
- ✓ PV Solar Array

\$135,000





Scope of Work

Irmo High School – Activities Building

✓ HVAC Equipment Replacement (Partial)

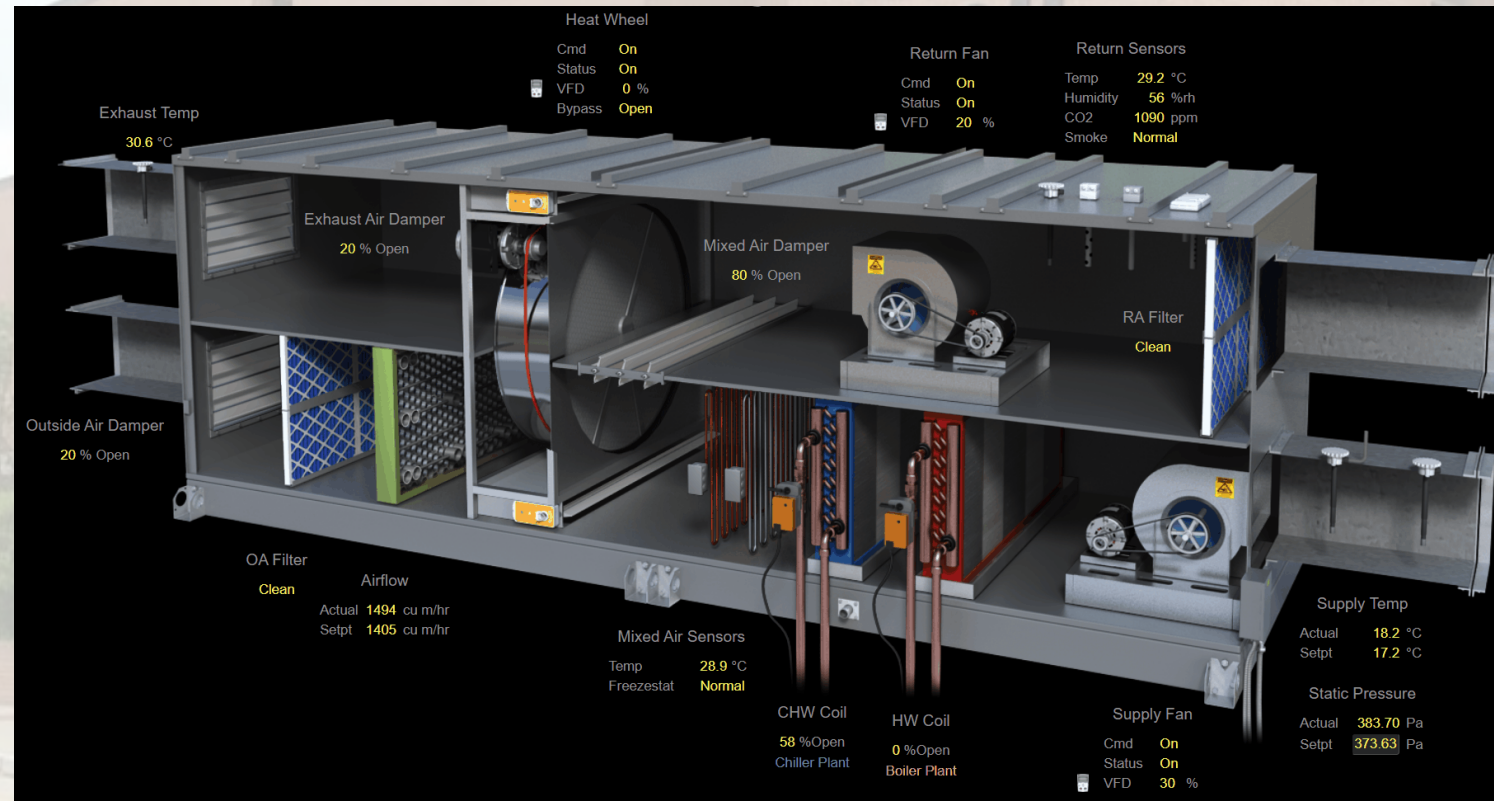




Scope of Work

Irmo High School – Activities Building

✓ HVAC Building Automation System





Scope of Work

Irmo High School – Activities Building

✓ LED Lighting Upgrades







Why was GESC used?

GESC Advantages:

- ✓ Provides a path for system renovations
- ✓ Impact existing infrastructure (HVAC)
- ✓ Competitive bidding, best value and low-cost results
- ✓ Turnkey project - no change orders
- ✓ OSF coordination
- ✓ Guaranteed energy savings

*"CMTA provided one of the **best construction experiences** I have been a part of in my 32 years of experience."*

Scotty Campbell

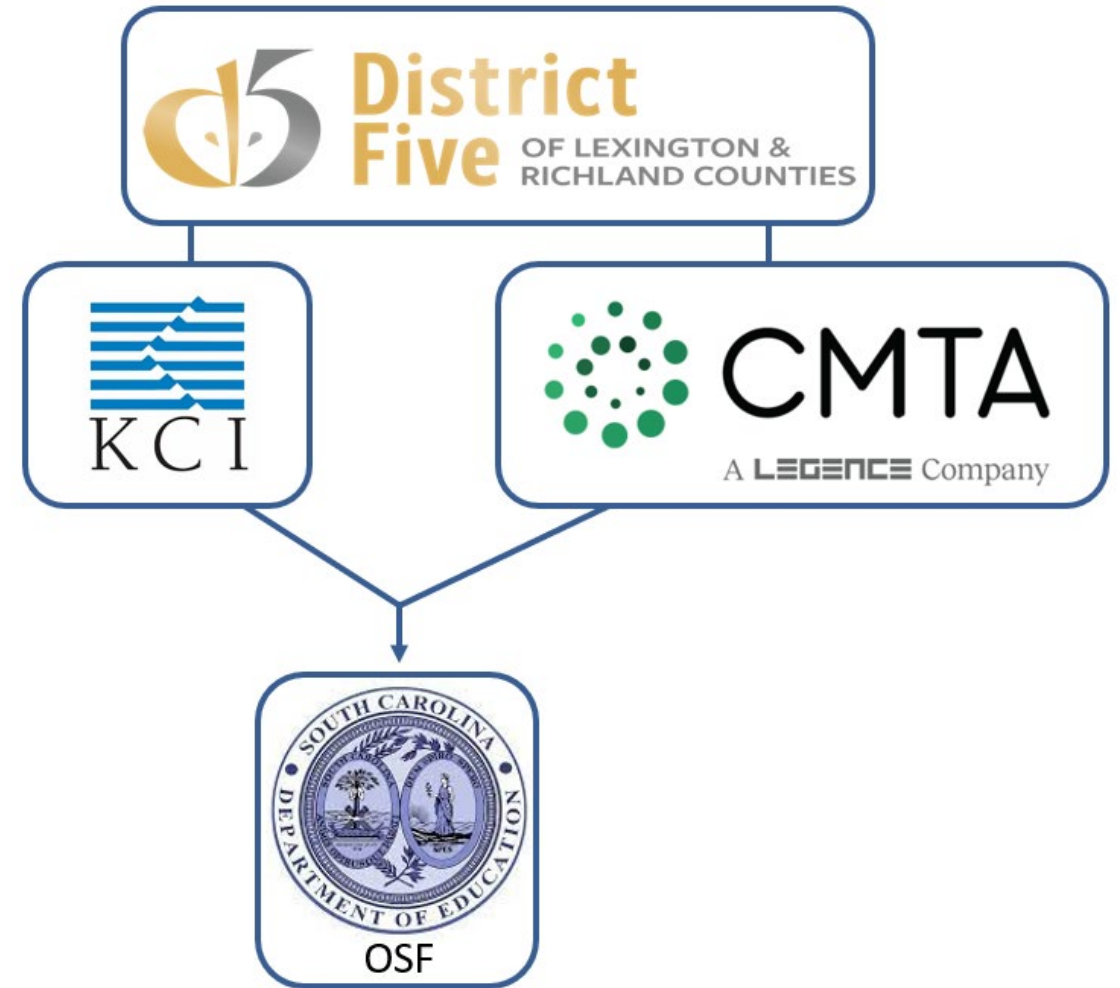
Operations KY Finance and Administration Cabinet



Why was GESG used?

GESG Advantages:

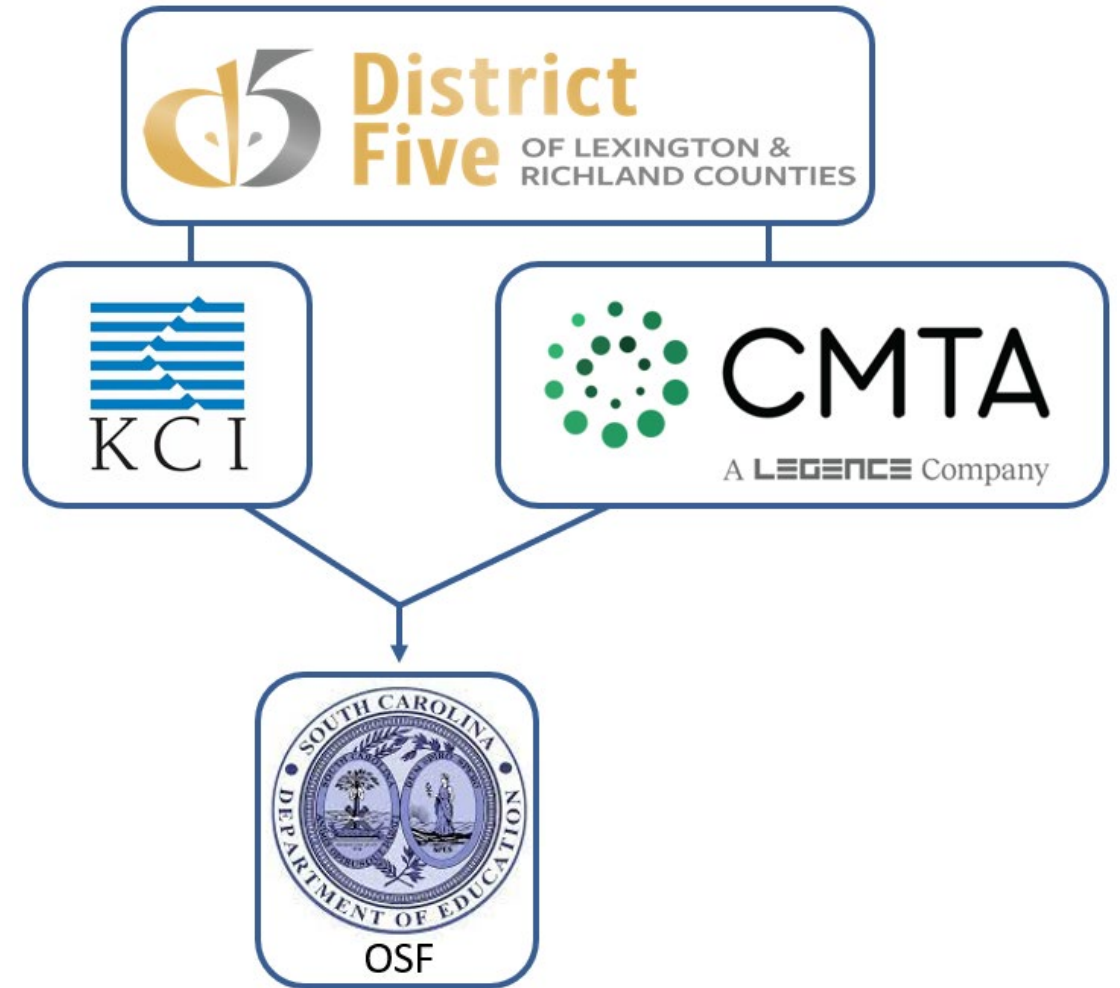
- ✓ Provides a path for system renovations
- ✓ Impact existing infrastructure (HVAC)
- ✓ Competitive bidding, best value and low-cost results
- ✓ Turnkey project - no change orders
- ✓ **OSF coordination**
- ✓ Guaranteed energy savings



Why was GESOC used?

GESOC Advantages:

- ✓ Provides a path for system renovations
- ✓ Improves the environment for occupants (lighting & comfort)
- ✓ Competitive bidding, best value and low-cost results
- ✓ Turnkey project - no change orders
- ✓ OSF coordination
- ✓ Guaranteed energy savings





Energy Saving Guarantee

Year 1 Cost Savings	
Electric Savings	\$ 108,008
Natural Gas Savings	\$ 2,621
Rate Change Savings	\$ 9,775
O&M Savings	\$ 19,596
Total	\$ 140,000


Year	Utility Savings	O&M Savings	Total Cost Savings
1	\$120,404	\$19,596	\$140,000
2	\$121,551	\$20,388	\$141,939
3	\$123,598	\$20,796	\$144,393
4	\$125,680	\$21,211	\$146,892
5	\$127,800	\$21,636	\$149,435
	\$619,033	\$103,627	\$722,660



Energy Saving Guarantee

Year 1 Cost Savings	
Electric Savings	\$ 108,008
Natural Gas Savings	\$ 2,621
Rate Change Savings	\$ 9,775
O&M Savings	\$ 19,596
Total	\$ 140,000

Year	Utility Savings	O&M Savings	Total Cost Savings
1	\$120,404	\$19,596	\$140,000
2	\$121,551	\$20,388	\$141,939
3	\$123,598	\$20,796	\$144,393
4	\$125,680	\$21,211	\$146,892
5	\$127,800	\$21,636	\$149,435
	\$619,033	\$103,627	\$722,660



Savings to date	
Utility Rebate	\$ 53,059
IRA Tax Direct Rebate	?????




Energy Saving Guarantee

Year 1 Cost Savings	
Electric Savings	\$ 108,008
Natural Gas Savings	\$ 2,621
Rate Change Savings	\$ 9,775
O&M Savings	\$ 19,596
Total	\$ 140,000

Year	Utility Savings	O&M Savings	Total Cost Savings
1	\$120,404	\$19,596	\$140,000
2	\$121,551	\$20,388	\$141,939
3	\$123,598	\$20,796	\$144,393
4	\$125,680	\$21,211	\$146,892
5	\$127,800	\$21,636	\$149,435
	\$619,033	\$103,627	\$722,660

\$ 86,941



Savings to date	
Utility Rebate	\$ 53,059
IRA Tax Direct Rebate	?????

