

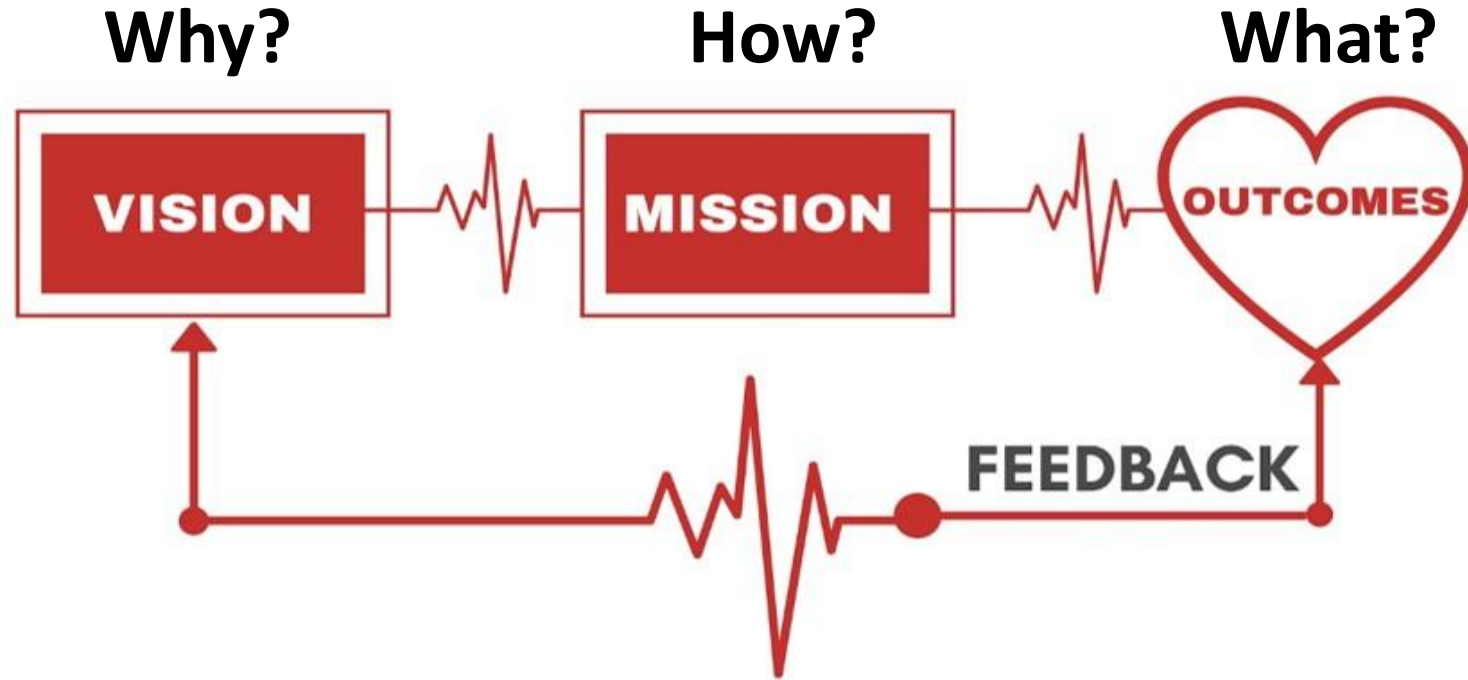
Superintendent's Report

Dr. Akil E. Ross, Sr.
Superintendent
School District Five of Lexington and
Richland Counties

January 23, 2023



We Are a System



System – A group of units so combined as to **form a whole and to operate in unison**

Source: Merriam Webster Dictionary

**WE LVE & GRW
our students!**

Our Mission

The mission of School District Five of Lexington and Richland Counties, in partnership with our stakeholders, is to prepare all students to be college and career ready by providing a challenging curriculum in a safe, secure, diverse, and equitable learning environment focused on academic, social, and emotional growth and development.



Strategic Plan Outcomes



Objective: Every student feels they are “loved” in our schools.

Performance Goal Area (1)

School Climate

6 Strategies

Performance Goal Area (3)

Teacher Administrator Quality

6 Strategies

&



Objective: Every Student has demonstrated academic growth in our schools.

Performance Goal Area (2)

Student Achievement

6 Strategies

Performance Goal Area (4)

Gifted and Talented

8 Strategies

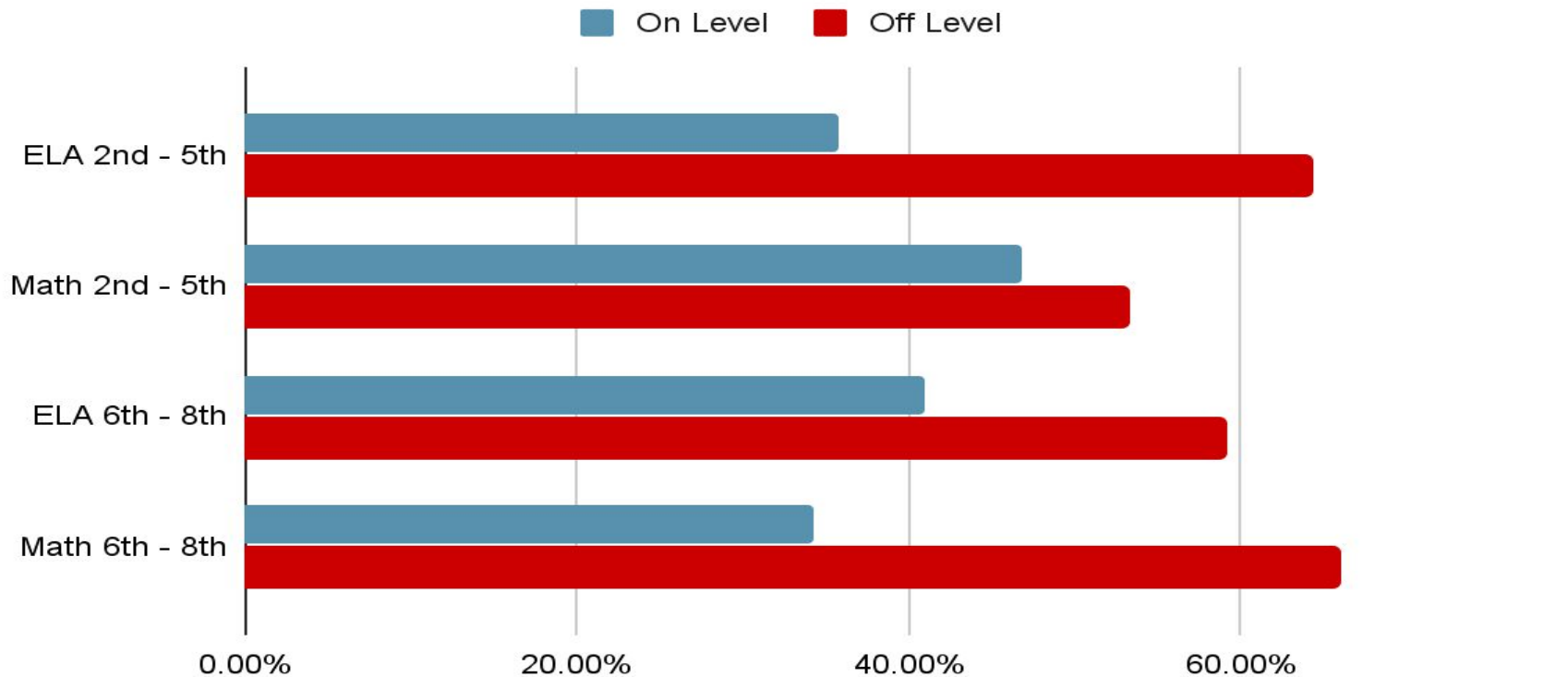
Our Mission

The mission of School District Five of Lexington and Richland Counties, in partnership with our stakeholders, is to prepare all students to be college and career ready by providing a challenging curriculum in a safe, secure, diverse, and equitable learning environment focused on academic, social, and emotional growth and development.



Focused on Growth

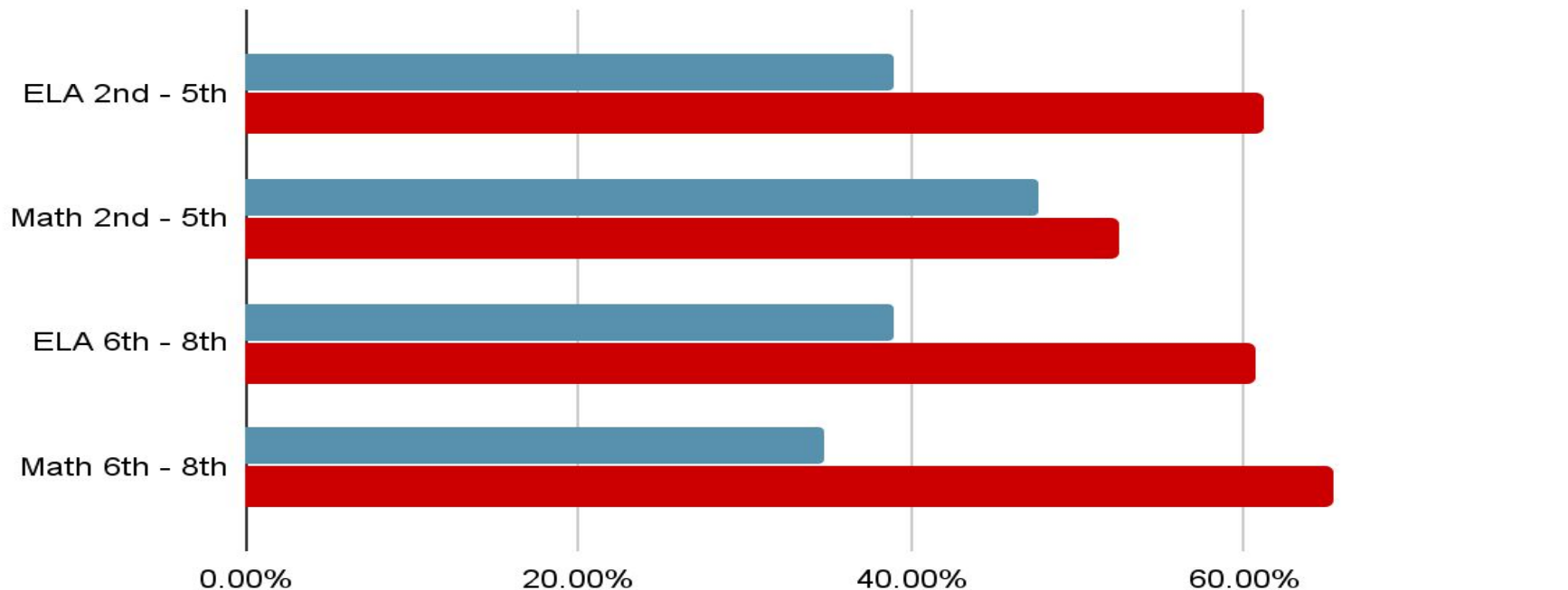
If SC-Ready was assessed today (Fall MAP Projections):



Focused on Growth (Winter Update)

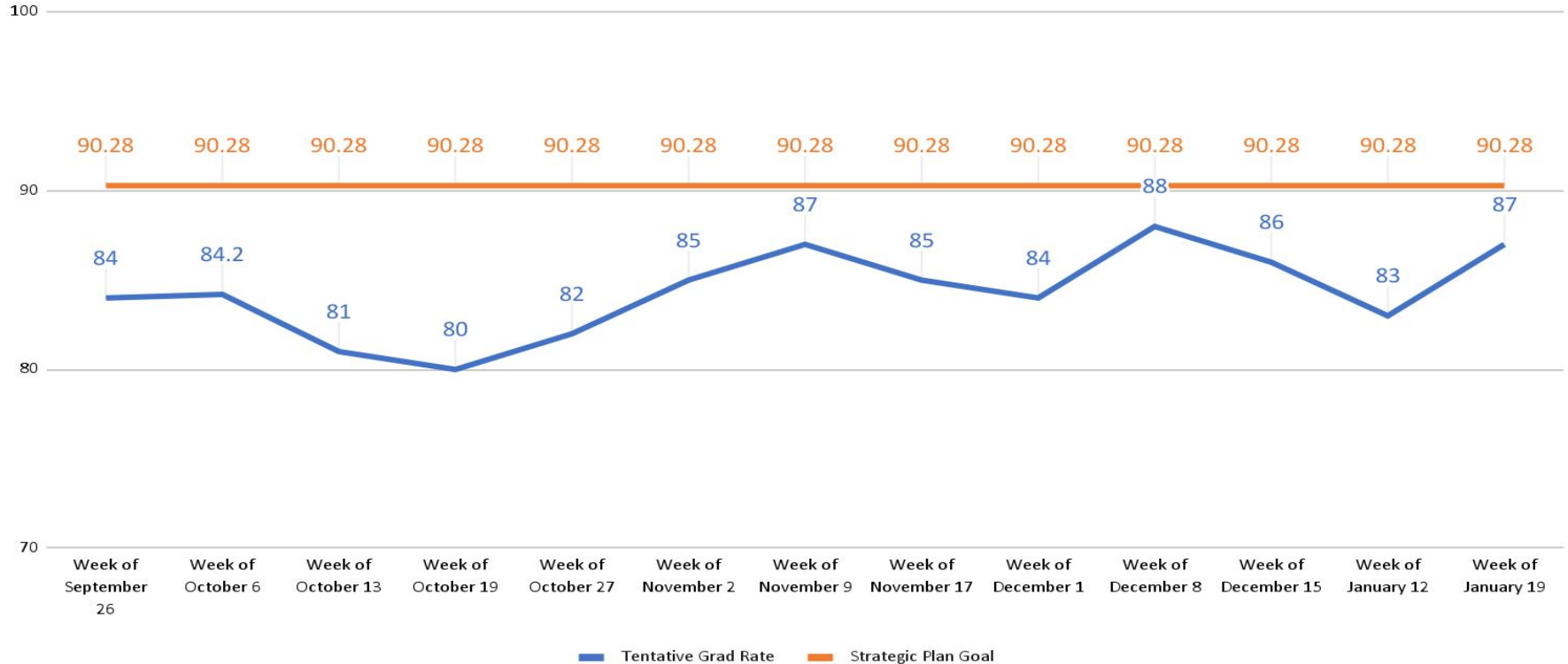
If SC-Ready was assessed today (Winter MAP Projections):

■ On Level ■ Off Level

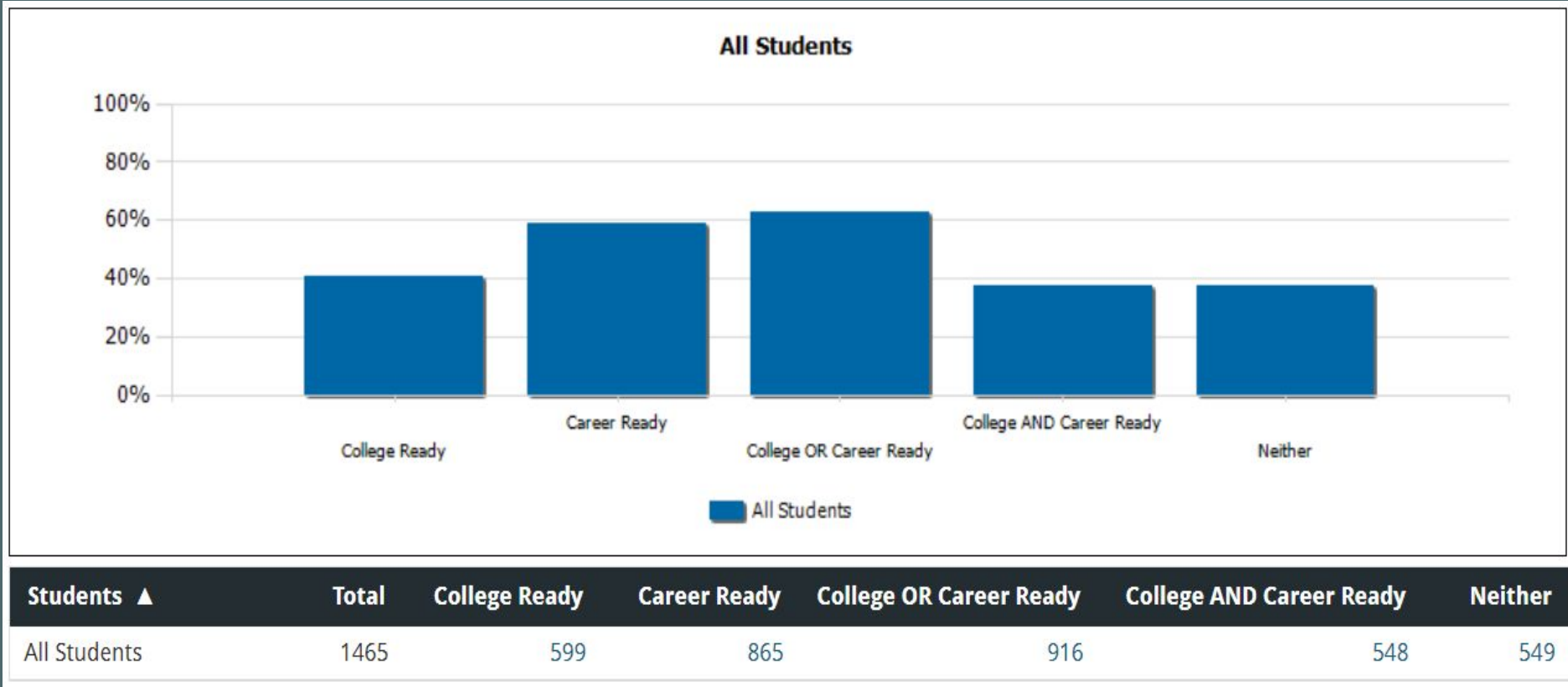


Focused on Growth

Weekly Graduation Rate Report



Focused on Growth





FY 2022 ANNUAL REPORT

Dr. Akil E. Ross, Sr., Superintendent
School District Five of
Lexington and Richland Counties




The Horizon and the Road Ahead for School District Five



Three (3) Growth Challenges for District 5

- (1) the growth in mental health issues,**
- (2) the growth in student ELA/Math grade-level proficiency, and**
- (3) the growth of student enrollment in Chapin schools and the growing facility needs of Irmo schools.**



The Horizon and the Road Ahead for School District Five

Three (3) Growth Opportunities for District 5

- (A) increase mental health services and develop a district wide social and emotional learning (SEL) program,**
- (B) connect each student with a trusted adult to assist with academics and goal settings while maximizing the potential of our students in world-class honors programs, and**
- (C) create a 5 year master facilities plan that provides equity and access for all students in our district.**

Monthly Financial Report For November 2022



November Monthly Financial Update Revenue Summary

SCHOOL DISTRICT 5 OF LEXINGTON & RICHLAND COUNTIES GENERAL FUND MONTHLY REVENUE SUMMARY FOR THE PERIOD ENDING NOVEMBER 30, 2022

	BUDGET	ACTUAL YEAR TO DATE	% Received	as of 11/30/2021
<u>LOCAL SOURCES</u>				
Property Taxes - Operations & Delinquent	74,006,640	12,947,079	17.49%	11,219,319
Property Taxes - Penalties & Interest	415,633	98,189	23.62%	100,806
Revenue in Lieu of Taxes (FILOT)	1,316,061	-	0.00%	-
Tuition - Out of District	5,000	275	5.50%	2,651
Rentals	120,000	29,019	24.18%	9,570
Medicaid	150,000	51,607	34.40%	110,047
Interest on Investments	50,000	454,640	909.28%	17,672
Other Local Revenue	285,000	87,205	30.60%	171,464
TOTAL - LOCAL SOURCES	76,348,334	13,668,015	17.90%	11,631,529
<u>STATE SOURCES</u>				
Education Finance Act (EFA)	68,249,445	28,377,726	41.58%	17,860,196
State Fringe Benefits	-	-	-	8,446,551
Retiree Health Insurance	6,179,835	2,271,246	36.75%	2,273,382
State Aid to Classrooms - Teacher Salary	-	-	-	-
Property Tax Relief - Tier I (1996: \$100,000)	10,580,071	-	0.00%	-
Homestead Exemption - Tier II (Seniors Age 65+)	1,758,200	-	0.00%	-
Homestead Exemption - Tier III - (Act 388)	33,956,870	3,433,264	10.11%	6,781,295
Merchant's Inventory Tax	213,955	106,978	50.00%	53,489
School Bus Drivers' Salaries/Fringes	1,482,722	228,652	15.42%	356,315
Manufacturer's Depr. Reimbursement & Motor Carrier	572,460	165,064	28.83%	151,139
PEBA Credits	1,190,410	1,192,418	100.17%	1,191,338
Other State Revenue	-	13,956	-	16,625
Teacher Step	-	-	-	-
TOTAL - STATE SOURCES	124,183,968	35,789,302	28.82%	37,130,331
<u>OTHER FINANCING SOURCES</u>				
E I A-State Aid to Classrooms	11,849,288	4,001,955	33.77%	2,097,249
Indirect Cost - Special Revenue Funds	100,000	63,008	63.01%	69,479
Sale of Fixed Assets	-	8,694	-	27,268
TOTAL OTHER FINANCING SOURCES	11,949,288	4,073,656	34.09%	2,193,995
<u>OPERATIONAL BALANCE TRANSFER</u>				
TOTAL REVENUES THROUGH 11/30/2022	\$ 212,481,590	\$ 53,530,973	25.19%	
TOTAL REVENUES THROUGH 11/30/2021	\$ 204,968,206	\$ 50,955,855	24.86%	

November Monthly Financial Update Expenditure Summary

SCHOOL DISTRICT 5 OF LEXINGTON & RICHLAND COUNTIES GENERAL FUND MONTHLY EXPENDITURE SUMMARY FOR THE PERIOD ENDING NOVEMBER 30, 2022

	ORIGINAL BUDGET	ADJUSTED BUDGET	ACTUAL YEAR TO DATE	% Expended	as of 11/30/2021
SALARIES AND FRINGE					
Instructional	\$ 119,240,477	\$ 118,929,232	\$ 37,306,609	31.37%	35,531,891
Support & Community Services	66,392,465	66,392,465	24,767,424	37.30%	23,784,759
Subtotal	185,632,942	185,321,697	62,074,033	33.50%	59,316,650
CONTRACTUAL SERVICES & Oth. Obj.					
Instructional	3,498,172	3,490,472	625,041	17.91%	893,400
Support & Community Services	13,515,274	13,456,174	5,346,288	39.73%	5,503,720
Subtotal	17,013,446	16,946,646	5,971,329	35.24%	6,397,120
SUPPLIES AND MATERIALS					
Instructional	1,650,829	1,961,693	976,766	49.79%	933,301
Support & Community Services	7,799,387	7,859,568	2,631,638	33.48%	2,482,820
Subtotal	9,450,216	9,821,261	3,608,404	36.74%	3,416,121
EQUIPMENT					
Instructional	440	7,440	6,900		5,422
Support & Community Services	96,649	96,649	64,356	66.59%	55,899
Subtotal	97,089	104,089	71,256	68.46%	61,321
TRANSFERS					
Pmts to Other Govt Entities-Per Proviso	20,000	20,000	38,107	190.54%	18,444
Food Service	267,897	267,897	-	0.00%	-
	287,897	287,897	38,107	13.24%	18,444
OPERATIONAL BALANCE					
TOTAL EXPENDITURES THROUGH 11/30/2022	\$ 212,481,590	\$ 212,481,590	\$ 71,763,129	33.77%	
TOTAL EXPENDITURES THROUGH 11/30/2021	\$ 201,694,166	\$ 204,968,206	\$ 69,209,656	33.77%	

Financial Recovery Plan Update



Superintendent's Parent Advisory Cabinet Meeting

Dr. Akil E. Ross, Sr.
Superintendent
School District Five of Lexington and
Richland Counties

January 10, 2023



STOP, START and CONTINUE Activity



Start: Parent/Community Involvement with Navigating Education Finding Paths to Student Success

Start: Free lunch for all; ^{*}Community involvement ^{→ paths to ^{student} success}; grading > non-tech learning
Increase Sub Pay; Expand course offerings; Communicate w/ Parents
(Mandarin example) (IEP + Dis., etc.)

Stop: ^{reduced}Students paying for athletic events; ^{*}varied grading scales; unhealthy competitions;
(sports, etc.)
Segregation of students (ability, race, etc.); Standardized tests (winter MAP)

Continue: Magnet + choice; Safety & Security; ^{Parent Education through} Communication; Improving Communication w/ Parents (timely, etc.)
Stop IT app; Tchr. support & pay

OBJECTIVE

Working with an app developer, create an IOS and Android downloadable application for D5LR parents and guardians to help them navigate the academic, co-curricular and extracurricular opportunities available for their children. This app should automate the documents like the course catalog and District instructional documents to allow parents/guardians to individualize plans for their children. The app developer will ensure this technology will be compatible with the district's social media and online updates.





#OurD5Story



