

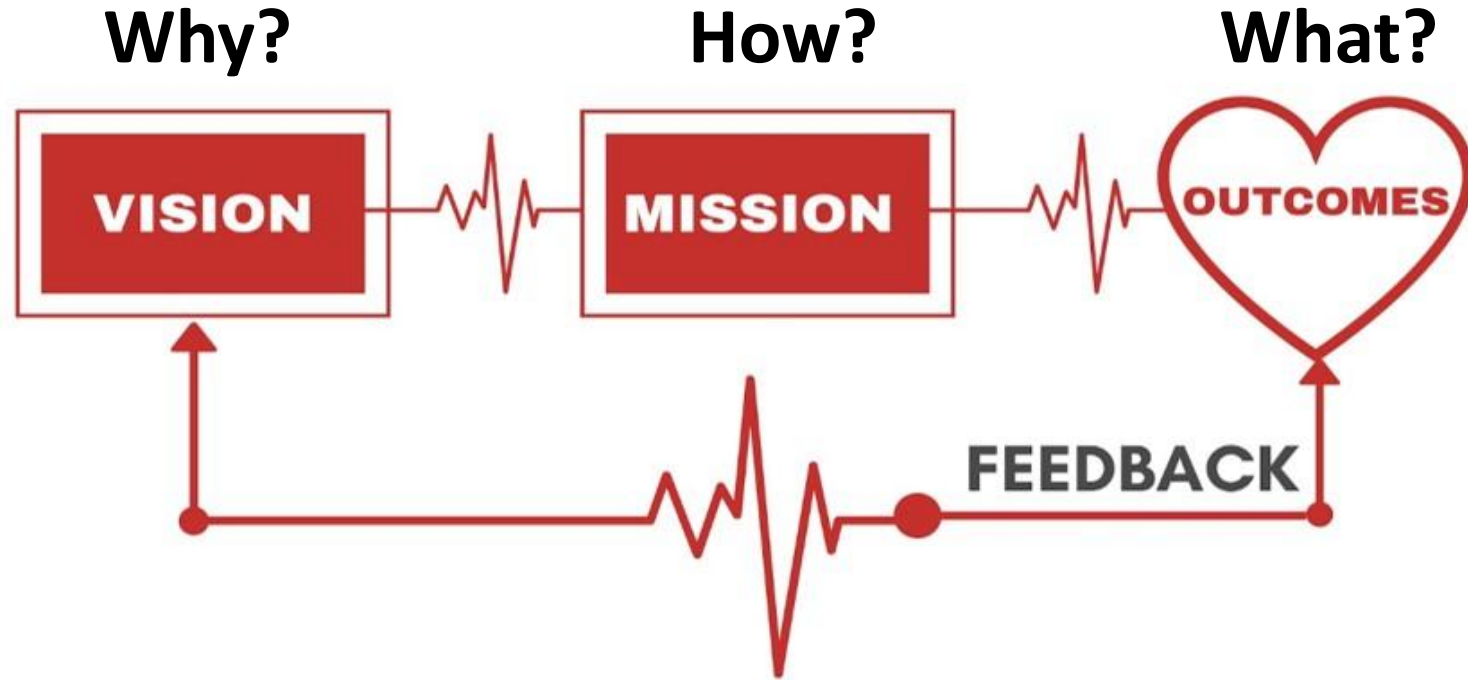
Superintendent's Report

Dr. Akil E. Ross, Sr.
Superintendent
School District Five of Lexington and
Richland Counties

January 9, 2023



We Are a System



System – A group of units so combined as to **form a whole and to operate in unison**

Source: Merriam Webster Dictionary

**WE LVE & GRW
our students!**

Our Mission

The mission of School District Five of Lexington and Richland Counties, in partnership with our stakeholders, is to prepare all students to be college and career ready by providing a challenging curriculum in a safe, secure, diverse, and equitable learning environment focused on academic, social, and emotional growth and development.



Strategic Plan Outcomes



Objective: Every student feels they are “loved” in our schools.

Performance Goal Area (1)

School Climate

6 Strategies

Performance Goal Area (3)

Teacher Administrator Quality

6 Strategies

&



Objective: Every Student has demonstrated academic growth in our schools.

Performance Goal Area (2)

Student Achievement

6 Strategies

Performance Goal Area (4)

Gifted and Talented

8 Strategies

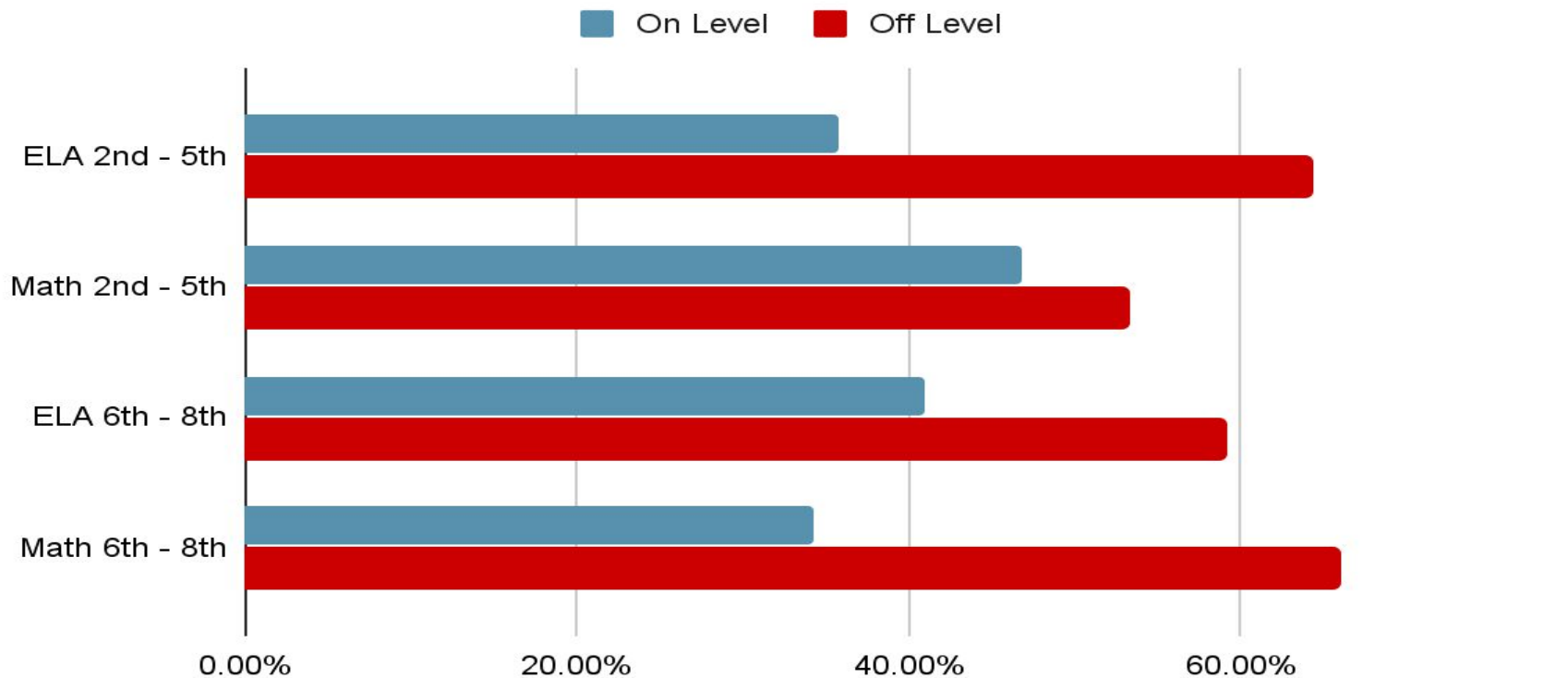
Our Mission

The mission of School District Five of Lexington and Richland Counties, in partnership with our stakeholders, is to prepare all students to be college and career ready by providing a challenging curriculum in a safe, secure, diverse, and equitable learning environment focused on academic, social, and emotional growth and development.



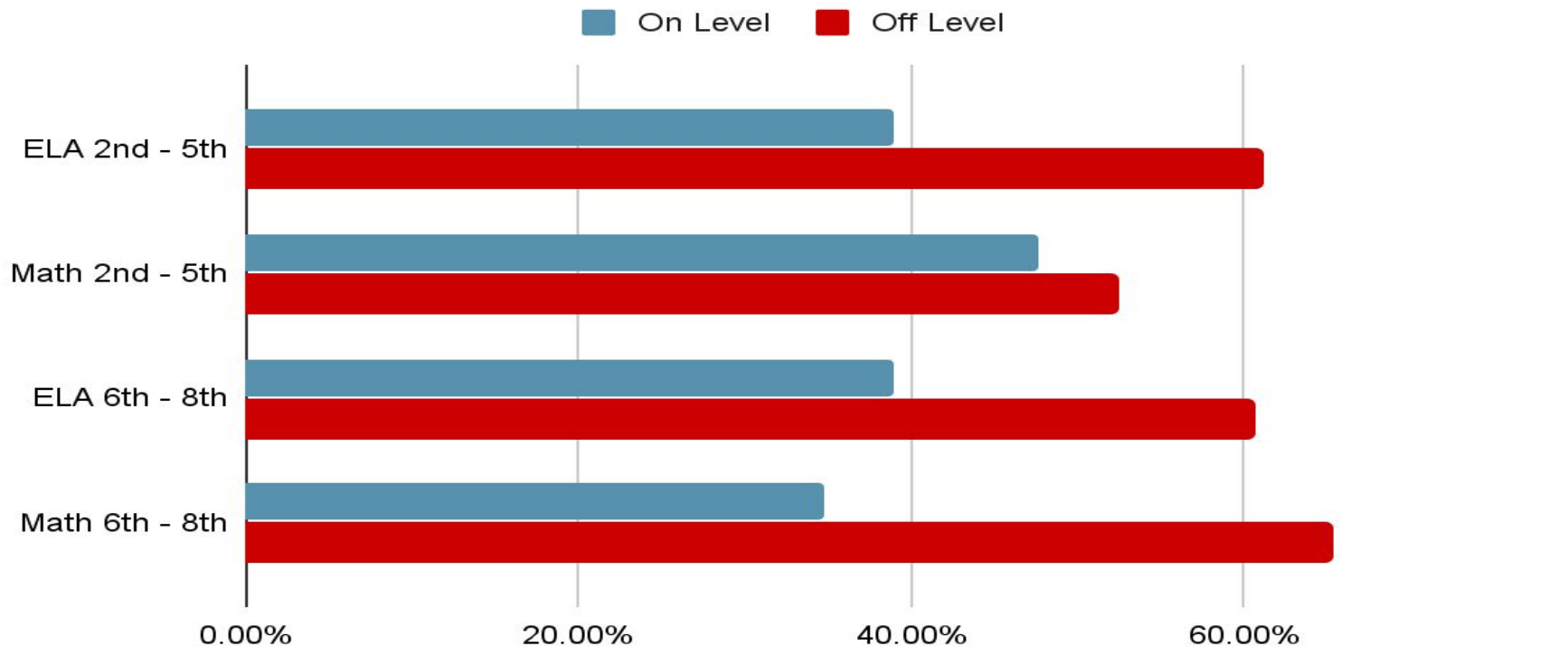
Focused on Growth

If SC-Ready was assessed today (Fall MAP Projections):



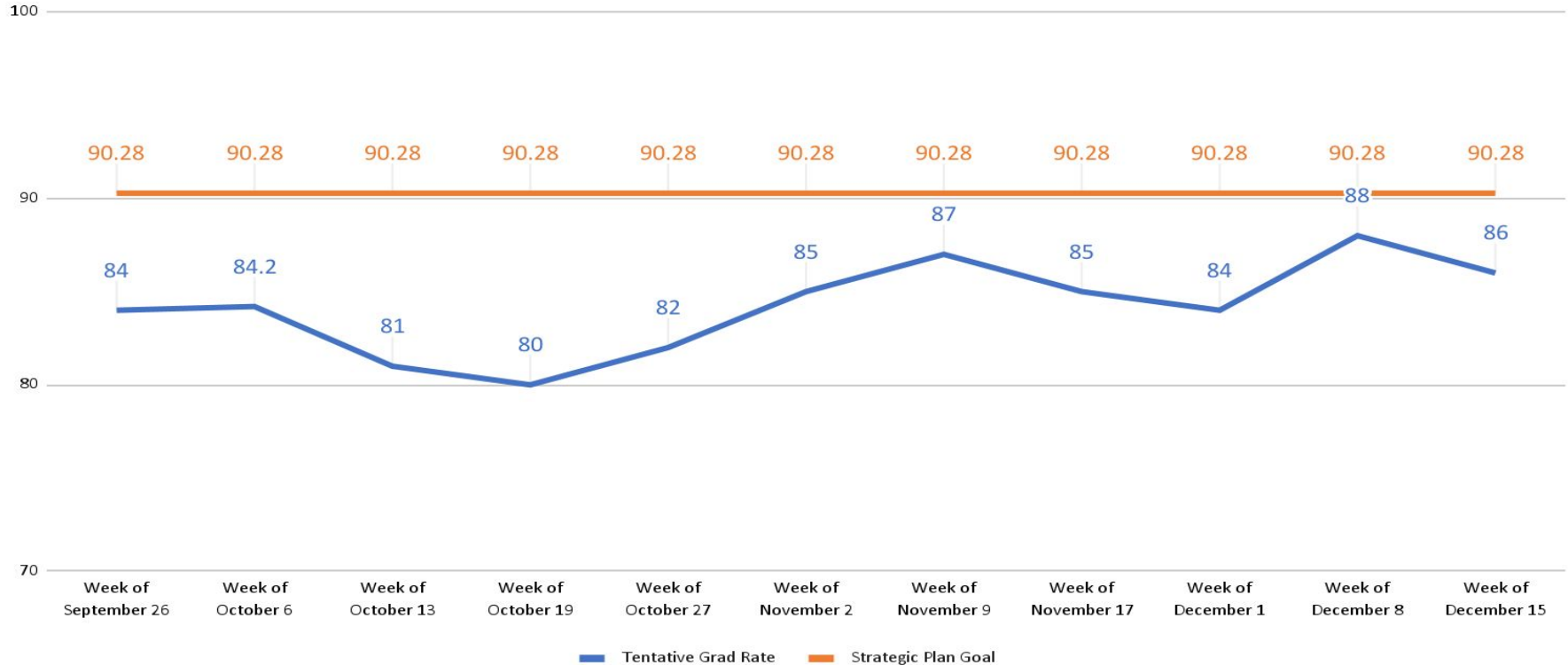
Focused on Growth (Winter Update)

If SC-Ready was assessed today (Winter MAP Projections):

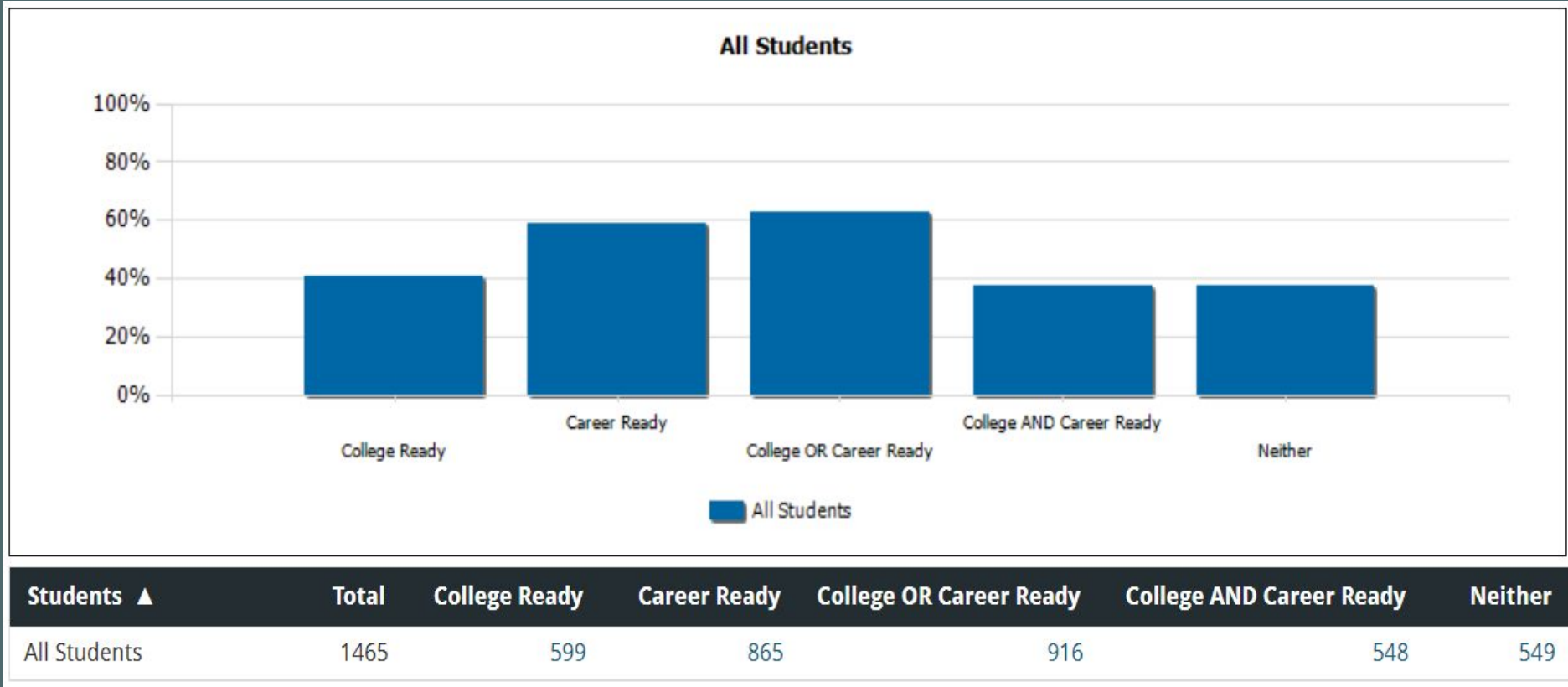


Focused on Growth

Weekly Graduation Rate Report



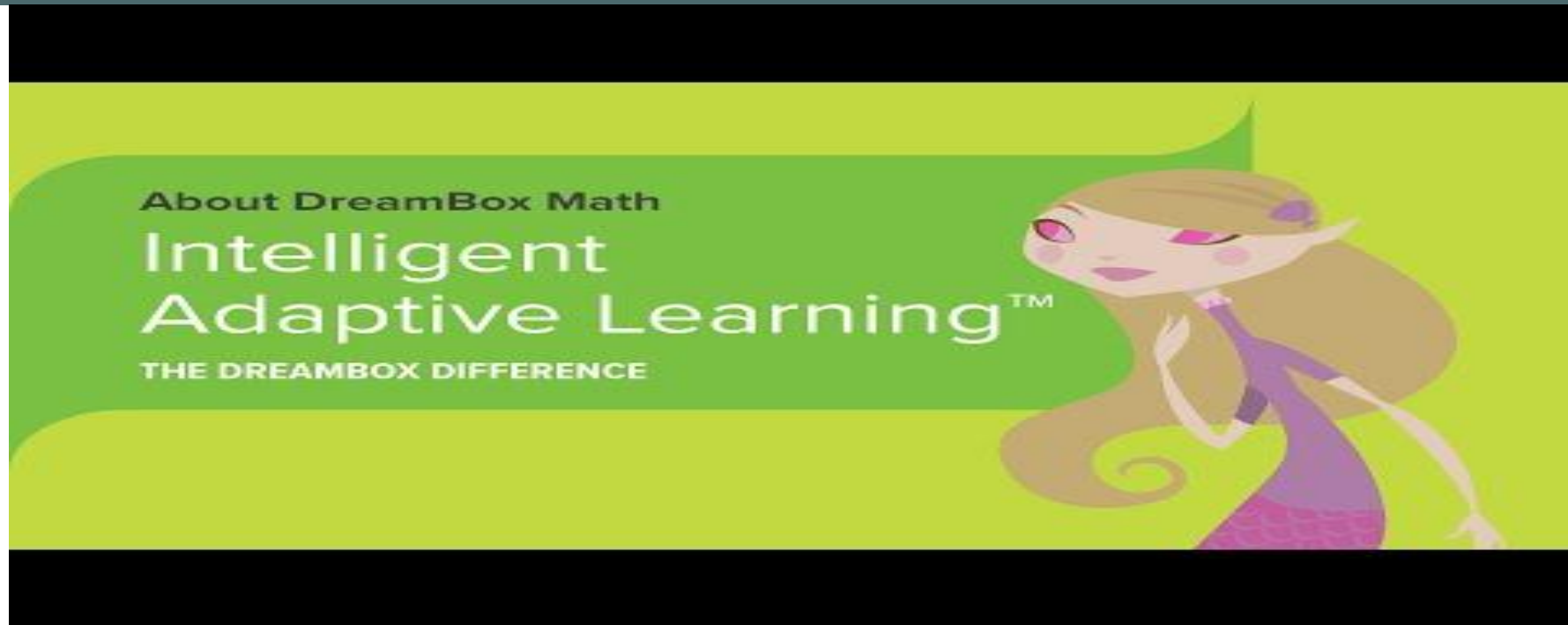
Focused on Growth



Academic Report



The DreamBox Difference - Intelligent Adaptive Learning



Why DreamBox?

The average MAP Score for students in Grades 2 - 5 who completed 5 or more lessons a week aligns to a MEETS predictability on SC Ready.

	Does not meet	approaches	meets	exceeds
Grade 2	100-177	178-189	190-203	204-350
Grade 3	100-190	191-201	202-213	214-350
Grade 4	100-199	200-213	214-224	225-350
Grade 5	100-208	209-224	225-236	237-250

Average Spring 2022 MAP Scores		
	Completing an average of 5 or more lessons each week	No Dreambox usage
Grade 1	179.5	178.2
Grade 2	199.2	191.2
Grade 3	208.2	197.9
Grade 4	221.7	201.7
Grade 5	236.2	213.7

The difference in averages was found to be statistically significant for grades 2 - 5 with a p-value close to 0.

BrightBytes District Wide Analytics

55.6%

**of Dreambox users met their MAP
growth target as opposed to 36.1% of
non-users.**

(for any use of Dreambox during the 2021- 2022 school year)



DreamBox Impact District Summary

K-5 Students completing 5 or
more lessons per week grew by
1.17 grade levels
during the 2021- 2022 school year.




DreamBox Impact District Summary

K-5 Students completing 5 or more lessons per week grew by **113% more than** their peers completing 2-5 lessons per week during the 2021 - 2022 school year.



Outcomes & Progress Metrics

Speed to Usage Goals



Progress Metric 1

- 100% of students are logging in weekly.

Progress Metric 2

- At least 80% of students will be completing 5 or more lessons per week.

Progress Metric 3

- 100% of teachers are logging in weekly.

Student Logins by Building - Elementary November




- 98% of students logged in at least once in Nov.
- All schools were at 95% or higher
 - Academy for success – 14%
- Averaging 5.34 lessons per week
- Averaging 68 min per week

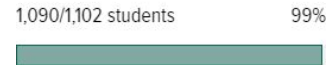
PRE-K




KINDERGARTEN



GRADE 1



GRADE 2





GRADE 3



GRADE 4



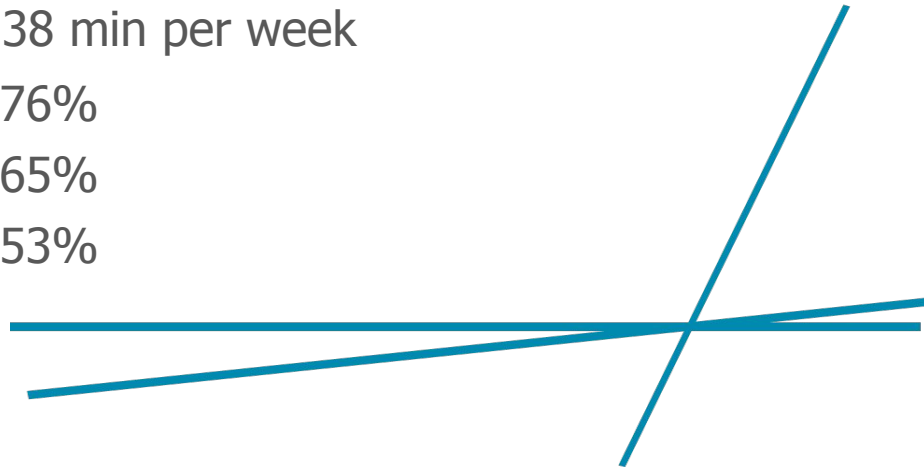
GRADE 5



Student Logins by Building - Middle School November



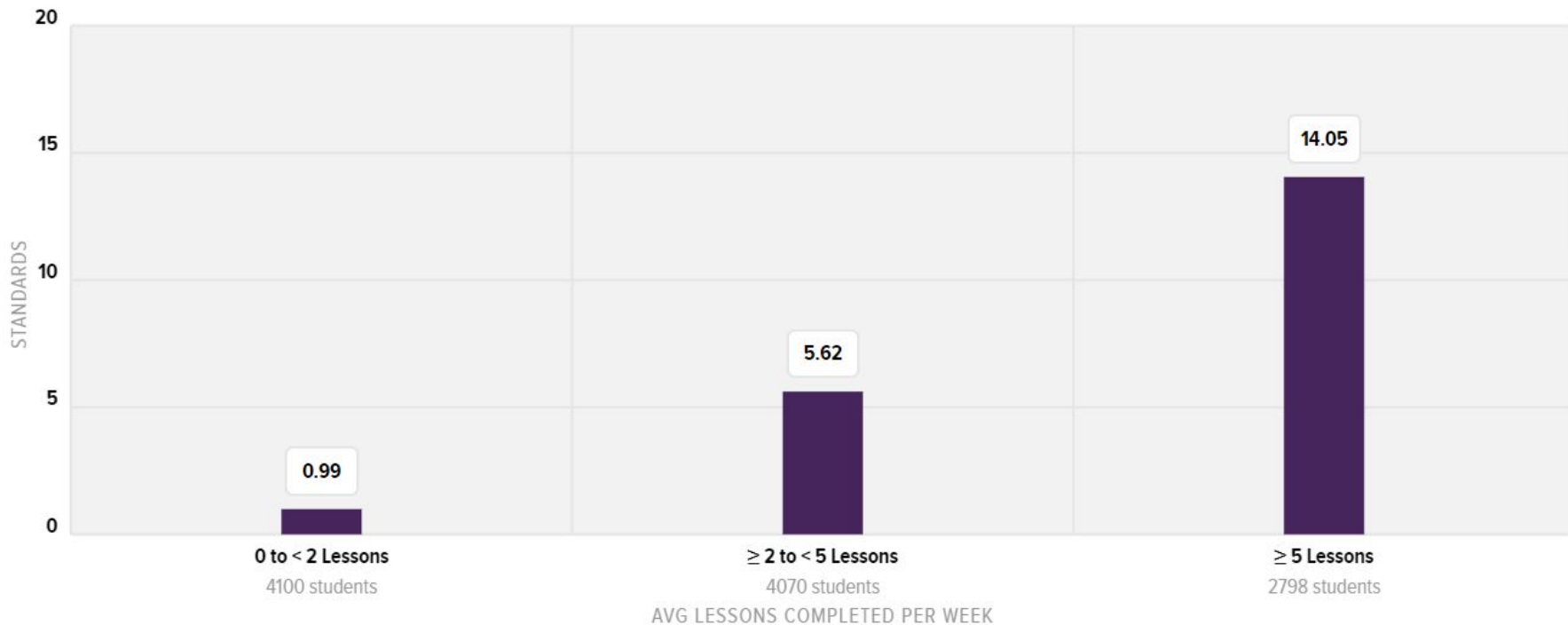
- 69% of students logged in at least once
- Three schools are at 86% or higher
- Averaging 2.49 lessons per week
- Averaging 38 min per week
- Grade 6 – 76%
- Grade 7 – 65%
- Grade 8 – 53%



Standards Impact



Average Standards Gained Since Start of School Year





Recognition



November

**Leaphart
Elementary**

**Dutch Fork
Middle
School**

December

**H. E. Corley
Elementary**

**Dutch Fork
Middle
School**





Professional Development



Teachers and administrators receive professional development opportunities for DreamBox implementation and supporting student growth. This support includes, but is not limited to:

- Monitoring student usage and activity
- Analyzing lesson data within DreamBox
- Learning strategies to support students individually and in small groups
- Using reports provided to gain insight into student progress and standards proficiency
- Scheduling a 15 minute *Pop-In PD* with a DreamBox Specialist



FY 2022 ANNUAL REPORT

Dr. Akil E. Ross, Sr., Superintendent
School District Five of
Lexington and Richland Counties




The Horizon and the Road Ahead for School District Five



Three (3) Growth Challenges for District 5

- (1) the growth in mental health issues,**
- (2) the growth in student ELA/Math grade-level proficiency, and**
- (3) the growth of student enrollment in Chapin schools and the growing facility needs of Irmo schools.**



The Horizon and the Road Ahead for School District Five

Three (3) Growth Opportunities for District 5

- (A) increase mental health services and develop a district wide social and emotional learning (SEL) program,**
- (B) connect each student with a trusted adult to assist with academics and goal settings while maximizing the potential of our students in world-class honors programs, and**
- (C) create a 5 year master facilities plan that provides equity and access for all students in our district.**



#OurD5Story



