

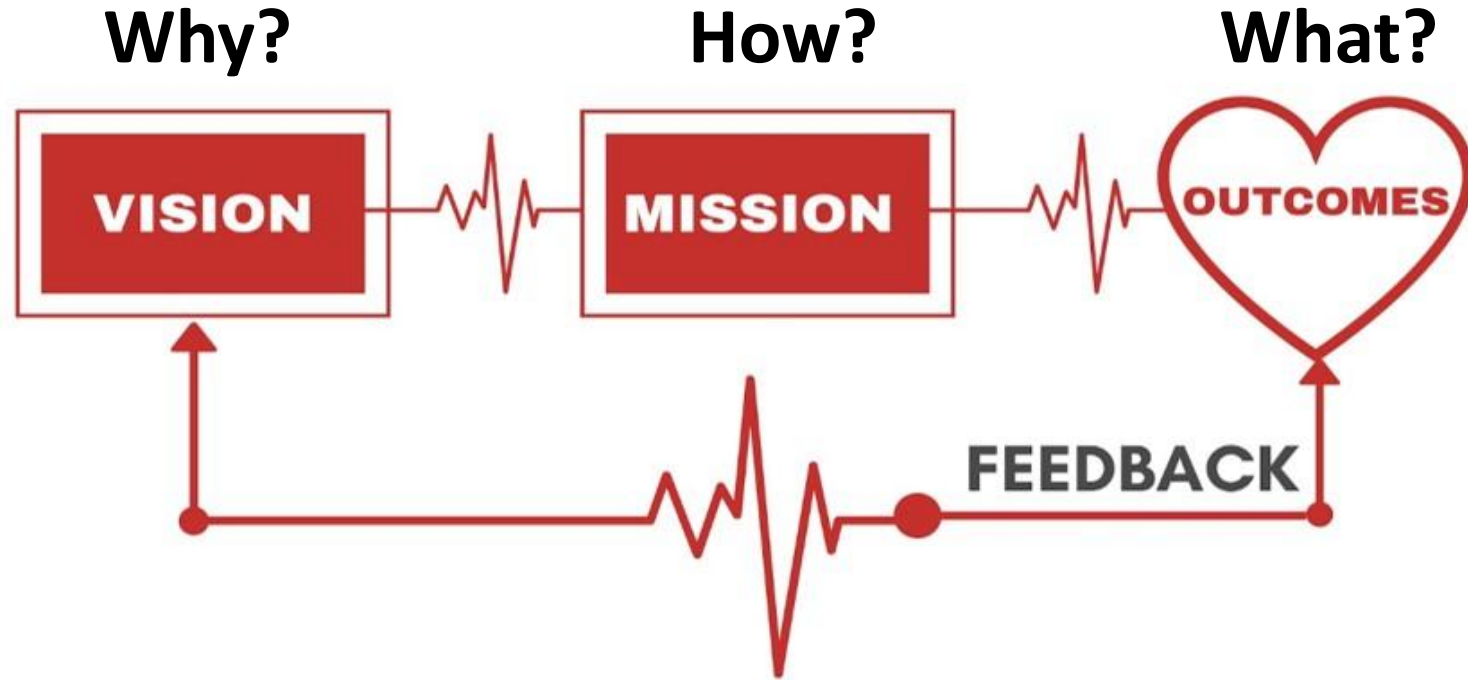
Superintendent's Report

Dr. Akil E. Ross, Sr.
Superintendent
School District Five of Lexington and
Richland Counties

November 21, 2022



We Are a System



System – A group of units so combined as to **form a whole and to operate in unison**

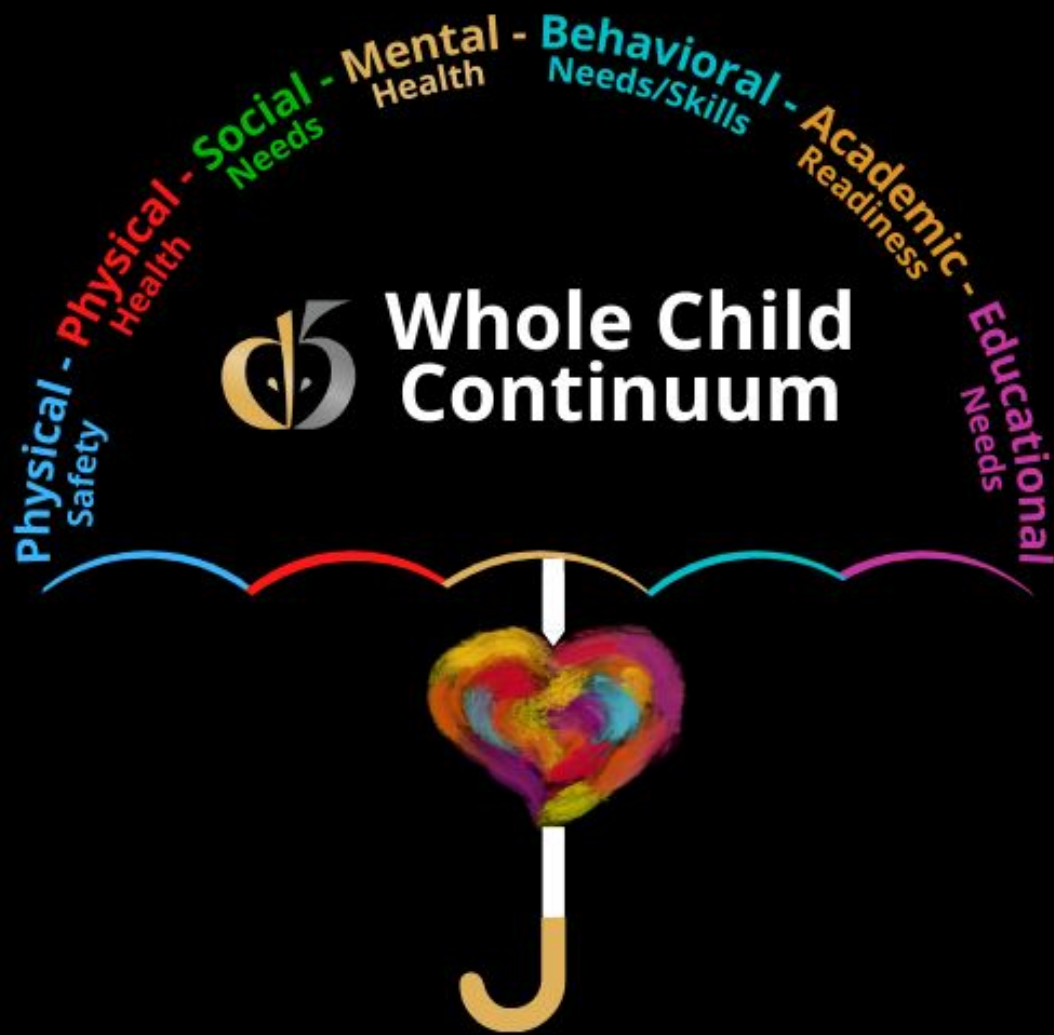
Source: Merriam Webster Dictionary

**WE LVE & GRW
our students!**

Our Mission

The mission of School District Five of Lexington and Richland Counties, in partnership with our stakeholders, is to prepare all students to be college and career ready by providing a challenging curriculum in a safe, secure, diverse, and equitable learning environment focused on academic, social, and emotional growth and development.





System Outcomes



Objective: Every student feels they are “loved” in our schools.

Performance Goal Area (1)

School Climate

6 Strategies

Performance Goal Area (3)

Teacher Administrator Quality

6 Strategies

&



Objective: Every Student has demonstrated academic growth in our schools.

Performance Goal Area (2)

Student Achievement

6 Strategies

Performance Goal Area (4)

Gifted and Talented

8 Strategies

Our Mission

The mission of School District Five of Lexington and Richland Counties, in partnership with our stakeholders, is to prepare all students to be college and career ready by providing a challenging curriculum in a safe, secure, diverse, and equitable learning environment focused on academic, social, and emotional growth and development.





1 out of 5 children is bullied

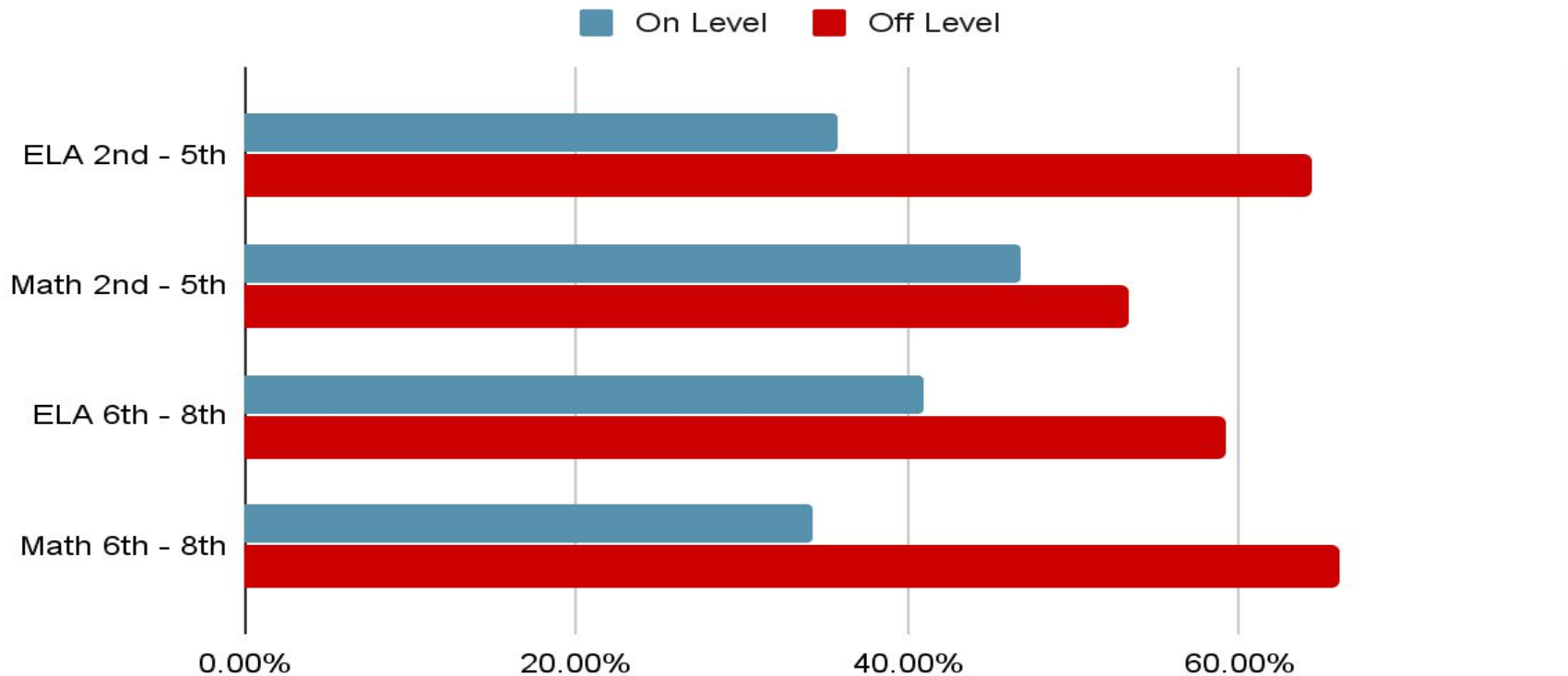


EVER Present
Challenges

...

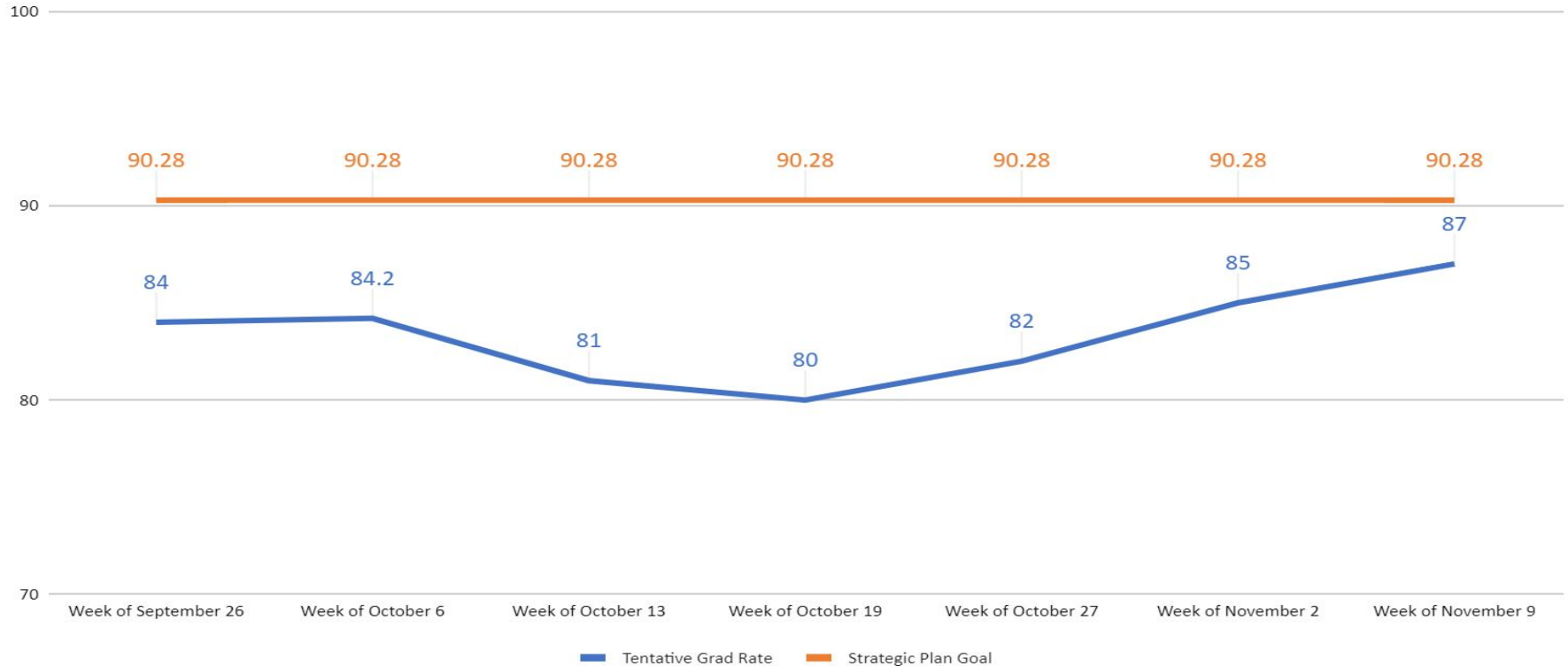
Focused on Growth

If SC-Ready was assessed today (Fall MAP Projections):

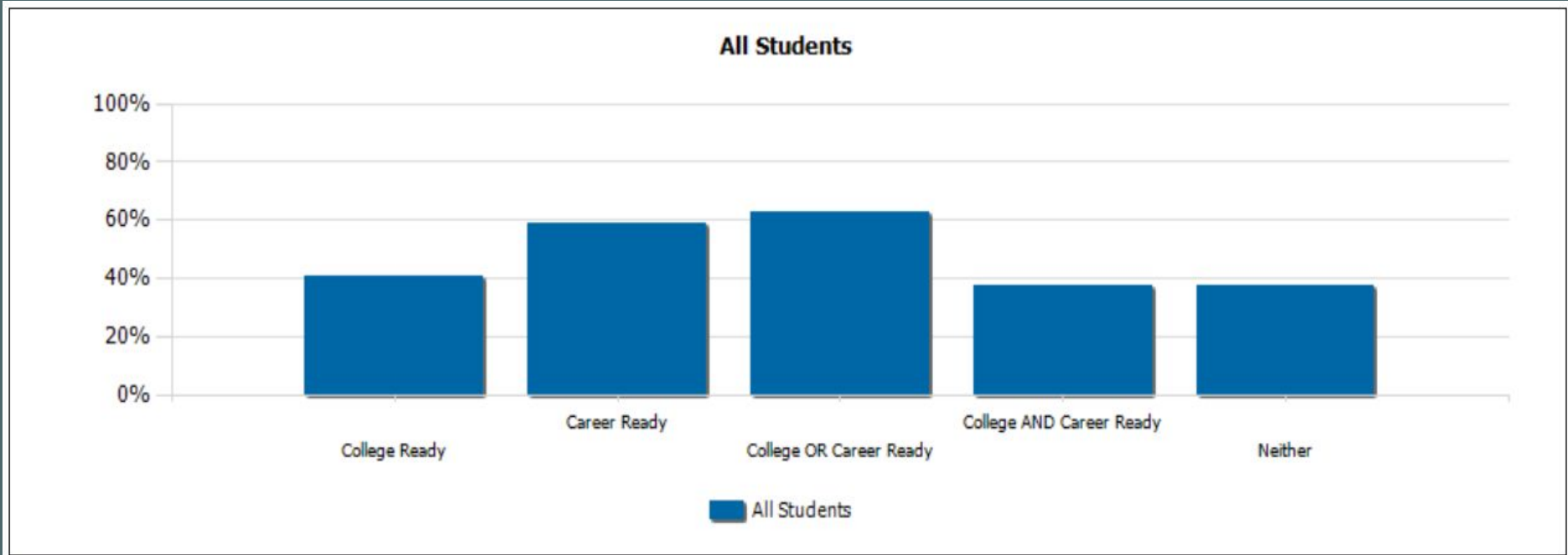


Focused on Growth

Weekly Graduation Rate Report



Focused on Growth



Students ▲	Total	College Ready	Career Ready	College OR Career Ready	College AND Career Ready	Neither
All Students	1465	599	865	916	548	549

One-Time Educator Gift



American Education Week

November 13 - 19, 2022

Permanent employees (in a permanent position as of 11/01/2022) will receive a one-time gift of **\$1,000.00.**



American Education Week

Next week is American Education Week! This is a great time to thank a educator.



HIGH FIVES!



A \$5 donation to the Foundation is a great way to celebrate teachers and all district staff and thank them for educating and serving our youth throughout the school year. Your \$5 donation will help fund District 5 Foundation initiatives across School District 5!

<https://www.district5foundation.org/events-five-for-five.htm>



DISTRICT PARENT EVENT

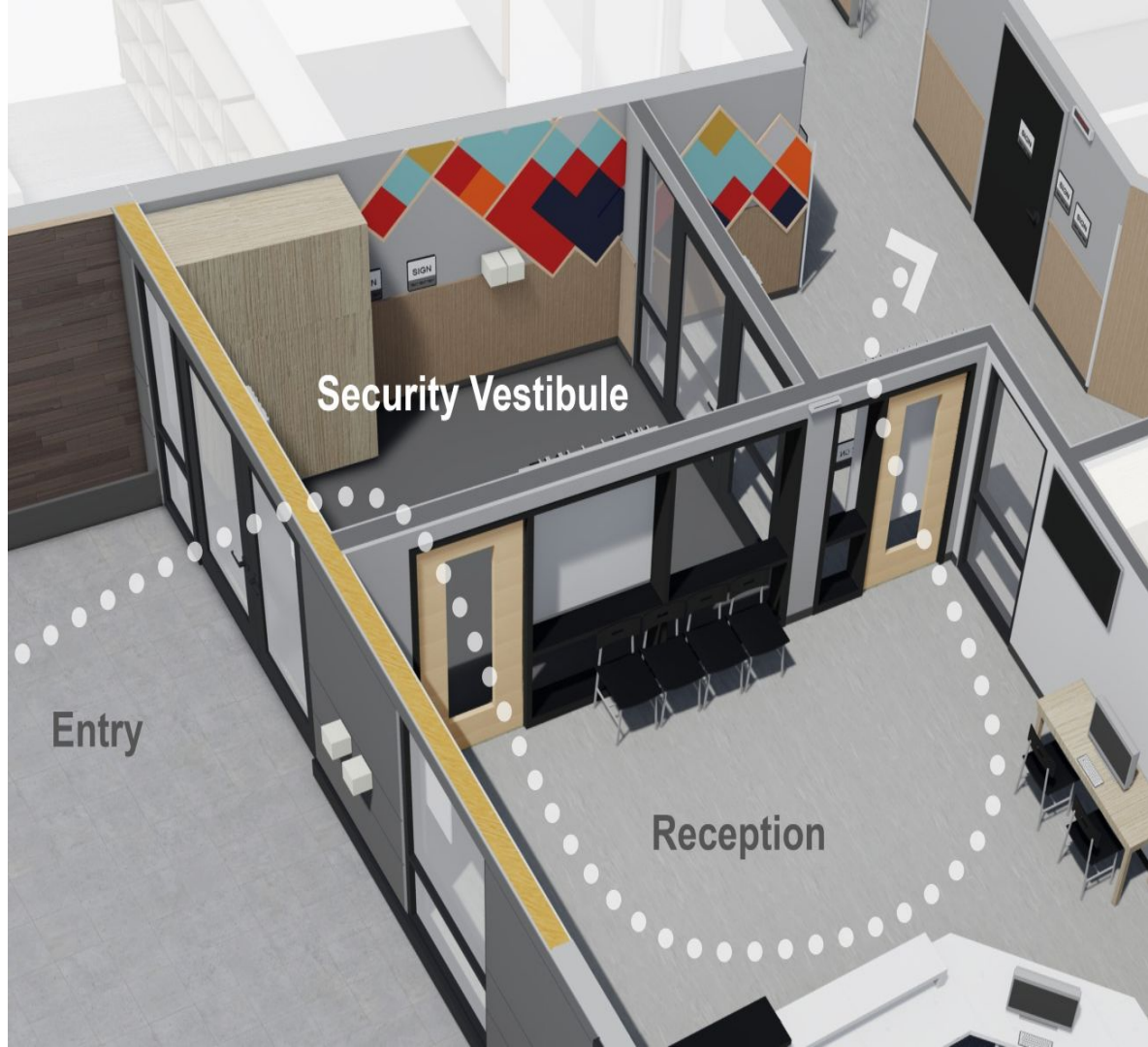
**WEDNESDAY
NOV. 9**

**Behavioral Threat Assessment
and Management for K-12 Schools**

"How to keep your student
safe at school"

2016-2021 Capital: Proposed Revisions- Vestibules

- Start vestibule upgrades
 - DFE - \$187,550
(correction from previous presentation)
 - IES - \$44,500
 - SOE - \$48,500
 - CRIS - \$170,000



2016-2021 Capital Revisions: Security Door Alarms

- **Start Purchase and Installation of Exterior Door Alarms**
 - \$841.97 each x 1,354 Exterior Doors = \$1,140,027.38

Shown with mortise cylinder
(cylinder sold separately)



Pathway to Violence



System Outcomes



Objective: Every student feels they are “loved” in our schools.



&



Objective: Every Student has demonstrated academic growth in our schools.



Our Mission

The mission of School District Five of Lexington and Richland Counties, in partnership with our stakeholders, is to prepare all students to be college and career ready by providing a challenging curriculum in a safe, secure, diverse, and equitable learning environment focused on academic, social, and emotional growth and development.



September Monthly Financial Update Revenue Summary

SCHOOL DISTRICT 5 OF LEXINGTON & RICHLAND COUNTIES GENERAL FUND MONTHLY REVENUE SUMMARY FOR THE PERIOD ENDING SEPTEMBER 30, 2022

	BUDGET	ACTUAL YEAR TO DATE	% Received	as of 9/30/2021
<u>LOCAL SOURCES</u>				
Property Taxes - Operations & Delinquent	74,006,640	4,905,317	6.63%	4,680,884
Property Taxes - Penalties & Interest	415,633	62,090	14.94%	60,351
Revenue in Lieu of Taxes (FILOT)	1,316,061	-	0.00%	-
Tuition - Out of District	5,000	275	5.50%	2,651
Rentals	120,000	14,959	12.47%	5,810
Medicaid	150,000	51,607	34.40%	57,015
Interest on Investments	50,000	274,695	549.39%	12,166
Other Local Revenue	285,000	39,222	13.76%	128,524
TOTAL - LOCAL SOURCES	76,348,334	5,348,164	7.00%	4,947,402
<u>STATE SOURCES</u>				
Education Finance Act (EFA)	68,249,445	17,026,635	24.95%	10,716,118
State Fringe Benefits	-	-	-	5,067,931
Retiree Health Insurance	6,179,835	1,362,747	22.05%	1,364,029
State Aid to Classrooms - Teacher Salary	-	-	-	-
Property Tax Relief - Tier I (1996: \$100,000)	10,580,071	-	0.00%	-
Homestead Exemption - Tier II (Seniors Age 65+)	1,758,200	-	0.00%	-
Homestead Exemption - Tier III - (Act 388)	33,956,870	-	0.00%	227,078
Merchant's Inventory Tax	213,955	53,489	25.00%	53,489
School Bus Drivers' Salaries/Fringes	1,482,722	59,655	4.02%	64,500
Manufacturer's Depr. Reimbursement & Motor Carrier	572,460	100,953	17.63%	94,264
PEBA Credits	1,190,410	-	0.00%	-
Other State Revenue	-	13,956	-	16,625
Teacher Step	-	-	-	-
TOTAL - STATE SOURCES	124,183,968	18,617,435	14.99%	17,604,033
<u>OTHER FINANCING SOURCES</u>				
E I A-State Aid to Classrooms	11,849,288	3,001,466	25.33%	1,048,624
Indirect Cost - Special Revenue Funds	100,000	14,738	14.74%	69,479
Sale of Fixed Assets	-	6,815	-	17,311
TOTAL OTHER FINANCING SOURCES	11,949,288	3,023,018	25.30%	1,135,414
<u>OPERATIONAL BALANCE TRANSFER</u>				
TOTAL REVENUES THROUGH 9/30/2022	\$ 212,481,590	\$ 26,988,617	12.70%	
TOTAL REVENUES THROUGH 9/30/2021	\$ 204,968,206	\$ 23,686,849	11.56%	

September Monthly Financial Update Expenditure Summary

SCHOOL DISTRICT 5 OF LEXINGTON & RICHLAND COUNTIES GENERAL FUND MONTHLY EXPENDITURE SUMMARY FOR THE PERIOD ENDING SEPTEMBER 30, 2022

	ORIGINAL BUDGET	ADJUSTED BUDGET	ACTUAL YEAR TO DATE	% Expended	as of 9/30/2021
SALARIES AND FRINGE					
Instructional	\$ 119,240,477	\$ 119,240,477	\$ 15,274,751	12.81%	14,662,687
Support & Community Services	66,392,465	66,392,465	12,844,122	19.35%	12,412,115
Subtotal	185,632,942	185,632,942	28,118,873	15.15%	27,074,802
CONTRACTUAL SERVICES & Oth. Obj.					
Instructional	3,498,172	3,507,540	202,011	5.76%	346,463
Support & Community Services	13,515,274	13,463,393	3,528,304	26.21%	3,838,372
Subtotal	17,013,446	16,970,933	3,730,315	21.98%	4,184,835
SUPPLIES AND MATERIALS					
Instructional	1,650,829	1,634,411	700,547	42.86%	692,610
Support & Community Services	7,799,387	7,851,318	1,635,149	20.83%	1,694,297
Subtotal	9,450,216	9,485,729	2,335,696	24.62%	2,386,907
EQUIPMENT					
Instructional	440	7,440	-		-
Support & Community Services	96,649	96,649	6,929	7.17%	34,459
Subtotal	97,089	104,089	6,929	6.66%	34,459
TRANSFERS					
Pmts to Other Govt Entities-Per Proviso	20,000	20,000	21,556	107.78%	15,809
Food Service	267,897	267,897	-	0.00%	-
	287,897	287,897	21,556	7.49%	15,809
OPERATIONAL BALANCE					
TOTAL EXPENDITURES THROUGH 9/30/2022	\$ 212,481,590	\$ 212,481,590	\$ 34,213,369	16.10%	
TOTAL EXPENDITURES THROUGH 9/30/2021	\$ 195,794,553	\$ 199,524,672	\$ 33,696,813	16.89%	

School District Five of Lexington and Richland Counties

Elementary and Secondary School Emergency Relief Funds (ESSER I) - CARES Act

as of June 30, 2021



<u><i>Priority</i></u>	<u><i>Budget</i></u>	<u><i>Committed</i></u>	<u><i>Expenditure</i></u>	<u><i>Remaining</i></u>
Coordination of Preparedness and Response Efforts	\$14,180.00		\$14,180.00	\$0.00
Provisions for Principals and other School Leaders	\$26,299.00		\$26,299.00	\$0.00
Other Activities to maintain the Operation of and Continuity of Services within the District *	\$1,589,403.00		\$1,589,403.00	\$0.00
Total	\$1,629,882.00	\$0.00	\$1,629,882.00	\$0.00

** Student Nutrition and Bus Drivers providing continued services to students between March 16, 2020 and June 30, 2020*

*** \$7,870.14 provided for equitable services for non-public, nonprofit schools within District Five*

Deadline for Final Spending 9/30/22

School District Five of Lexington and Richland Counties

Elementary and Secondary School Emergency Relief Funds (ESSER II)

as of September 30, 2022



<u><i>Priority</i></u>	<u><i>Budget</i></u>	<u><i>Committed</i></u>	<u><i>Expenditure*</i></u>	<u><i>Remaining</i></u>
Provision of Mental Health Services and Supports	\$1,600,000.00	\$291,637.07	\$464,920.57	\$843,442.36
Addressing Learning Loss Among Students	\$2,500,000.00	\$221,748.46	\$2,183,695.66	\$94,555.88
School Facility Repairs and Improvements	\$595,060.85	\$27,186.86	\$567,436.44	\$437.55
Improve Indoor Air Quality in School Facilities	\$1,984,758.15	\$508,716.60	\$1,476,041.54	\$0.01
Total	\$6,679,819.00	\$1,049,288.99	\$4,692,094.21	\$938,435.80

* includes FY20-21 & FY21-22 Expenditures

Deadline for Final Spending 9/30/23

School District Five of Lexington and Richland Counties

American Recovery Plan - Elementary and Secondary School Emergency Relief Funds (ESSER III)

as of September 30, 2022.

<u>Priority</u>	<u>Budget</u>	<u>Committed</u>	<u>Expenditure*</u>	<u>Remaining</u>
Addressing Learning Loss	\$3,006,000.40	\$1,500.00	\$991,893.44	\$2,012,606.96
Coordination of Preparedness and Response Efforts	\$378,000.00	\$41,901.96	\$23,458.45	\$312,639.59
Activities to Address the Unique Needs of Students	\$511,349.60	\$86,400.78	\$29,728.35	\$395,220.47
Sanitation Services and Supplies	\$650,000.00	\$0.00	\$47,285.64	\$602,714.36
Planning and Coordination during Long-term Closures	\$72,000.00	\$0.00	\$72,000.00	\$0.00
Purchase of Educational Technology	\$90,000.00	\$0.00	\$9,739.44	\$80,260.56
Provision of Mental Health Services and Supports	\$2,809,000.00	\$457,917.71	\$441,159.83	\$1,909,922.46
School Facility Repairs and Improvements	\$2,210,000.00	\$408,455.62	\$1,264,824.58	\$536,719.80
Improve Indoor Air Quality in School Facilities	\$4,976,342.00	\$633,061.20	\$3,067,322.32	\$1,275,958.48
Strategies and Public Health Protocols	\$310,000.00		\$48,376.35	\$261,623.65
Total	\$15,012,692.00	\$1,629,237.27	\$5,995,788.40	\$7,387,666.33

***Deadline for Final
Spending 9/30/24***

**Includes FY21-22 Expenditures*



Financial Recovery Plan Recommendations

- Audit Committee appointed by the Board of Trustees
- Internal Auditor to report directly to the Audit Committee
- Manuals and Procedures to adopt
 - Financial Services Manual
 - Procurement Manual
 - Purchasing Card Manual
 - Record Retention Procedures
- Annual Training on all of the above



Shop Local Campaign



**Small Business Saturday
11/26/22**



**Lower class sizes means more Full Time
Equivalents (FTEs)?**

Where do FTEs come from?

General Fund - Operational Budget

6% = Federal Funds - Title Funds

51% = State Funds - Student Weight

43%= Local Funds - Assessed Value of 6% Property

School Finance 101

Millage – a tax on real estate or other property

Operations Millage-

Salaries, Benefits,
Supplies, Utilities,
Maintenance

4% Property

Act 388
Exempt



6% Property

Provides FTEs



Debt Service Millage -

Construction,
Technology, Equipment
and Renovations

4% Property

Provides
Construction



6% Property



Provides
Construction




FTEs depend on the Economic Health of Businesses in our community



SALES



VALUE





Shop Local Campaign

Objective: Establish a catalog of goods and services from local vendors to service D5 Schools and offices.

Price - Money Paid

Cost - Expense Incurred



Vender A

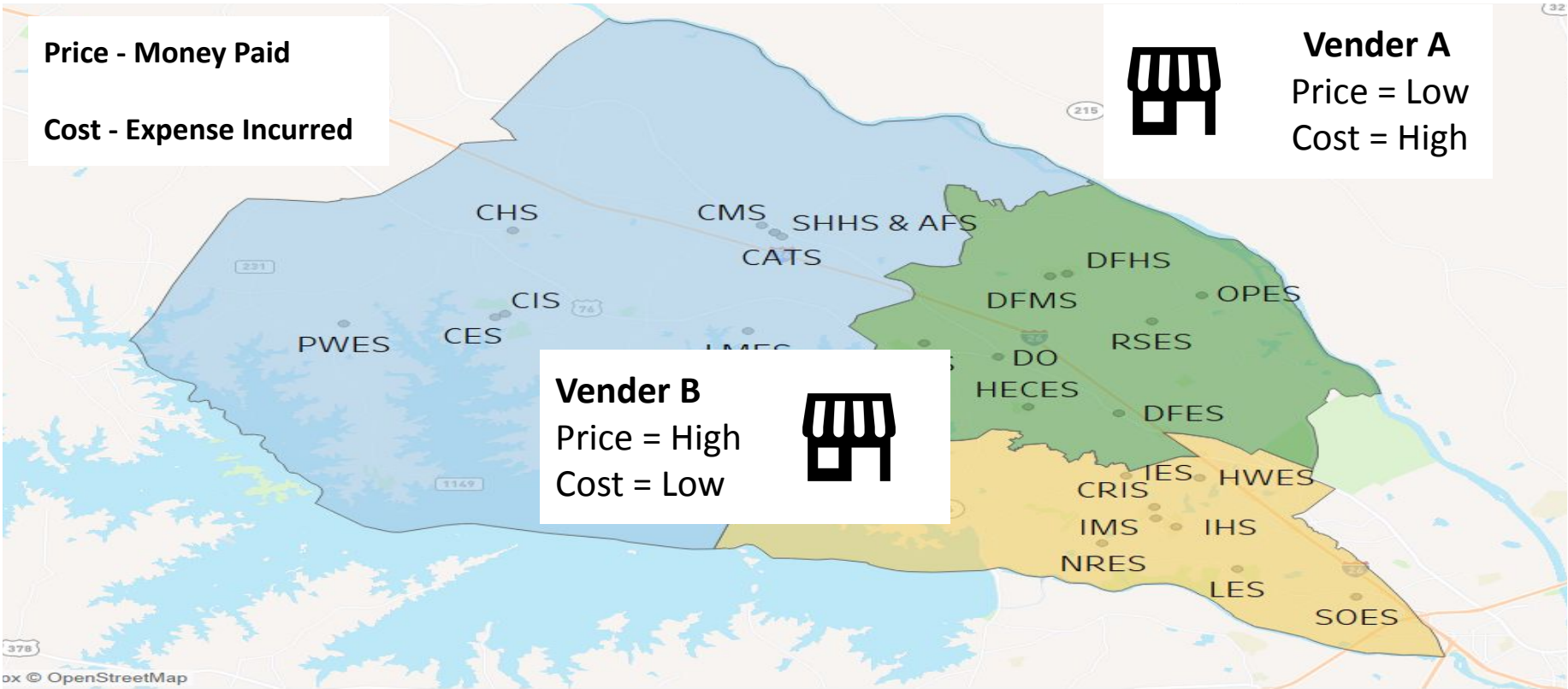
Price = Low

Cost = High

Vender B

Price = High

Cost = Low





Objective:

Establish a database of goods and services from local vendors to service D5 Schools and offices.



Principals and school bookkeepers are compiling a list of goods and services to share with the Chapin and Irmo Chambers of Commerce.

During FY21 District Five of Lexington and Richland spent \$7.7 Million in goods and services that qualify for the Shop Local Campaign



When you join AmazonSmile you can...

Generate donations

Shop at smile.amazon.com and we'll donate 0.5% of eligible purchases to your favorite charitable organization—no fees, no extra cost.

Donate requested items to charities

Thousands of charities created AmazonSmile Charity Lists of items they need right now. Simply browse, order, and enjoy giving.

Supporting your charity is easy



Choose your favorite charity

Over one million local and national charitable organizations.



Shop at smile.amazon.com

Same products, same prices, same services as the Amazon you know.



AmazonSmile donates to your charity

Amazon will donate 0.5% of the price of your eligible purchases.

Scroll and select “District 5 Foundation for Educational Excellence” as your charity.



#OurD5Story



**WE LVE & GRW
our students!**

