

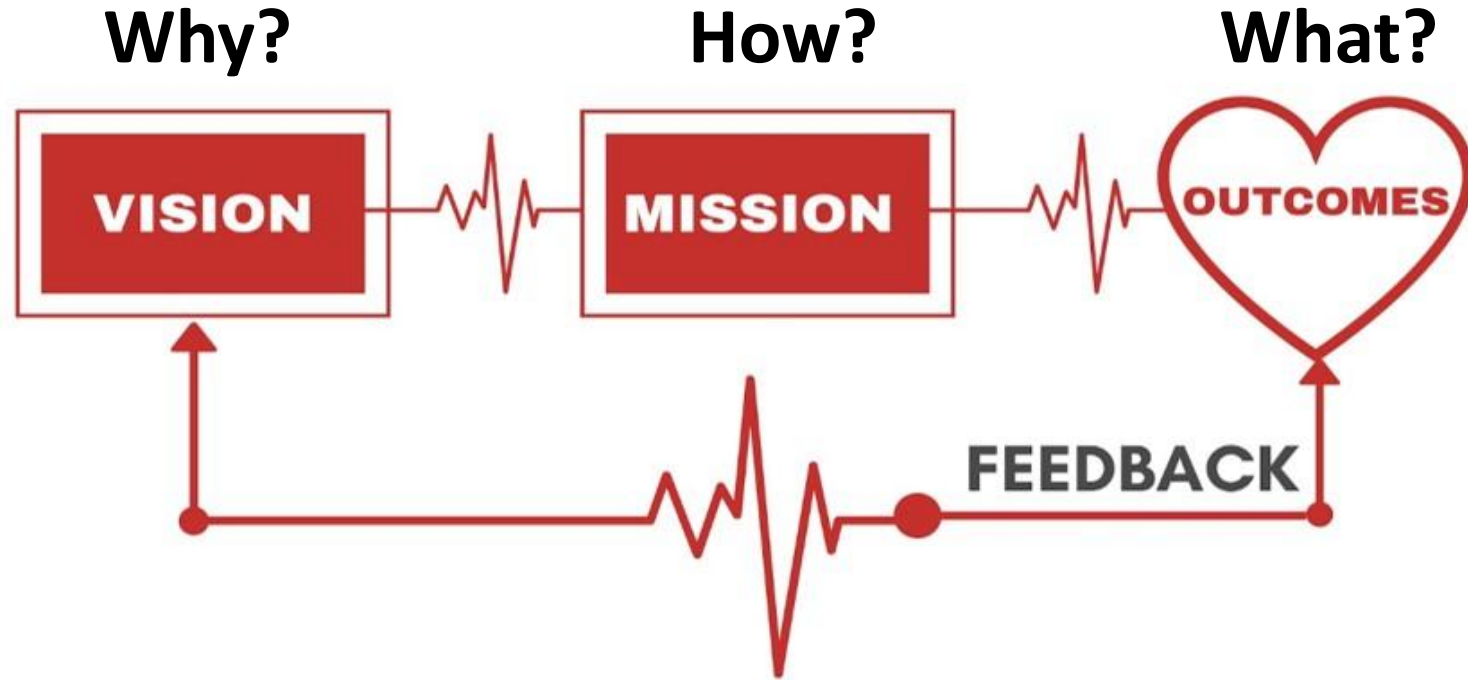
# Superintendent's Report

**Dr. Akil E. Ross, Sr.**  
**Superintendent**  
School District Five of Lexington and  
Richland Counties

**October 24, 2022**



# We Are a System



System – A group of units so combined as to **form a whole and to operate in unison**

Source: Merriam Webster Dictionary

**WE L****VE & GR****W**  
**our students!**

# Our Mission

The mission of School District Five of Lexington and Richland Counties, in partnership with our stakeholders, is to prepare all students to be college and career ready by providing a challenging curriculum in a safe, secure, diverse, and equitable learning environment focused on academic, social, and emotional growth and development.



# System Outcomes



**Objective:** Every student feels they are “loved” in our schools.

## **Performance Goal Area (1)**

School Climate

6 Strategies

## **Performance Goal Area (3)**

Teacher Administrator Quality

6 Strategies

&



**Objective:** Every Student has demonstrated academic growth in our schools.

## **Performance Goal Area (2)**

Student Achievement

6 Strategies

## **Performance Goal Area (4)**

Gifted and Talented

8 Strategies

# August Monthly Financial Update Revenue Summary

## SCHOOL DISTRICT 5 OF LEXINGTON & RICHLAND COUNTIES GENERAL FUND MONTHLY REVENUE SUMMARY FOR THE PERIOD ENDING AUGUST 31, 2022

	BUDGET	ACTUAL YEAR TO DATE	% Received	as of 8/31/2021
<b><u>LOCAL SOURCES</u></b>				
Property Taxes - Operations & Delinquent	74,006,640	3,356,134	4.53%	3,087,315
Property Taxes - Penalties & Interest	415,633	39,192	9.43%	44,150
Revenue in Lieu of Taxes (FILOT)	1,316,061	-	0.00%	-
Tuition - Out of District	5,000	275	5.50%	2,516
Rentals	120,000	8,790	7.33%	4,010
Medicaid	150,000	51,607	34.40%	31,019
Interest on Investments	50,000	185,936	371.87%	9,251
Other Local Revenue	285,000	18,518	6.50%	115,286
<b>TOTAL - LOCAL SOURCES</b>	76,348,334	3,660,451	4.79%	3,293,546
<b><u>STATE SOURCES</u></b>				
Education Finance Act (EFA)	68,249,445	11,351,090	16.63%	7,144,079
State Fringe Benefits	-	-	-	3,378,620
Retiree Health Insurance	6,179,835	908,498	14.70%	909,353
State Aid to Classrooms - Teacher Salary	-	-	-	-
Property Tax Relief - Tier I (1996: \$100,000)	10,580,071	-	0.00%	-
Homestead Exemption - Tier II (Seniors Age 65+)	1,758,200	-	0.00%	-
Homestead Exemption - Tier III - (Act 388)	33,956,870	-	0.00%	-
Merchant's Inventory Tax	213,955	53,489	25.00%	53,489
School Bus Drivers' Salaries/Fringes	1,482,722	59,655	4.02%	64,500
Manufacturer's Depr. Reimbursement & Motor Carrier	572,460	68,839	12.03%	65,816
PEBA Credits	1,190,410	-	0.00%	-
Other State Revenue	-	-	-	16,625
Teacher Step	-	-	-	-
<b>TOTAL - STATE SOURCES</b>	124,183,968	12,441,571	10.02%	11,632,482
<b><u>OTHER FINANCING SOURCES</u></b>				
E I A-State Aid to Classrooms	11,849,288	2,000,977	16.89%	524,312
Indirect Cost - Special Revenue Funds	100,000	-	0.00%	-
Sale of Fixed Assets	-	1,854	-	15,599
<b>TOTAL OTHER FINANCING SOURCES</b>	11,949,288	2,002,831	16.76%	539,911
<b><u>OPERATIONAL BALANCE TRANSFER</u></b>				
<b>TOTAL REVENUES THROUGH 8/31/2022</b>	<b>\$ 212,481,590</b>	<b>\$ 18,104,853</b>	<b>8.52%</b>	
<b>TOTAL REVENUES THROUGH 8/31/2021</b>	<b>\$ 204,968,206</b>	<b>\$ 15,465,939</b>	<b>7.55%</b>	

# August Monthly Financial Update

## Expenditure Summary

### SCHOOL DISTRICT 5 OF LEXINGTON & RICHLAND COUNTIES GENERAL FUND MONTHLY EXPENDITURE SUMMARY FOR THE PERIOD ENDING AUGUST 31, 2022

	ORIGINAL BUDGET	ADJUSTED BUDGET	ACTUAL YEAR TO DATE	% Expended	as of 8/31/2021
<b>SALARIES AND FRINGE</b>					
Instructional	\$ 119,240,477	\$ 119,240,477	\$ 5,215,023	4.37%	5,132,528
Support & Community Services	66,392,465	66,392,465	7,431,327	11.19%	7,244,826
<b>Subtotal</b>	<b>185,632,942</b>	<b>185,632,942</b>	<b>12,646,350</b>	<b>6.81%</b>	<b>12,377,353</b>
<b>CONTRACTUAL SERVICES &amp; Oth. Obj.</b>					
Instructional	3,498,172	3,507,540	19,211	0.55%	29,150
Support & Community Services	13,515,274	13,508,580	2,494,843	18.47%	3,009,500
<b>Subtotal</b>	<b>17,013,446</b>	<b>17,016,120</b>	<b>2,514,055</b>	<b>14.77%</b>	<b>3,038,649</b>
<b>SUPPLIES AND MATERIALS</b>					
Instructional	1,650,829	1,640,611	449,797	27.42%	487,570
Support & Community Services	7,799,387	7,806,931	558,833	7.16%	808,981
<b>Subtotal</b>	<b>9,450,216</b>	<b>9,447,542</b>	<b>1,008,630</b>	<b>10.68%</b>	<b>1,296,552</b>
<b>EQUIPMENT</b>					
Instructional	440	440	-	-	-
Support & Community Services	96,649	96,649	-	0.00%	13,254
<b>Subtotal</b>	<b>97,089</b>	<b>97,089</b>	<b>-</b>	<b>0.00%</b>	<b>13,254</b>
<b>TRANSFERS</b>					
Pmts to Other Govt Entities-Per Proviso	20,000	20,000	6,983	34.92%	(3,777)
Food Service	267,897	267,897	-	0.00%	-
	<b>287,897</b>	<b>287,897</b>	<b>6,983</b>	<b>2.43%</b>	<b>(3,777)</b>
<b>OPERATIONAL BALANCE</b>					
<b>TOTAL EXPENDITURES THROUGH 8/31/2022</b>	<b>\$ 212,481,590</b>	<b>\$ 212,481,590</b>	<b>\$ 16,176,018</b>	<b>7.61%</b>	
<b>TOTAL EXPENDITURES THROUGH 8/31/2021</b>	<b>\$ 195,794,553</b>	<b>\$ 199,524,672</b>	<b>\$ 16,722,031</b>	<b>8.38%</b>	



# SAVE THE DATE: School District Five Magnet Fairs

## YOUR CHOICE. YOUR FUTURE.

School District Five  
**MAGNET FAIRS**

**Nov. 10, 2022**

**Jan. 5, 2023**



# Application Window for the 2023-2024 School Year

Escolares Academy (rising 2nd graders): Thursday, November 10, 2022 - Sunday, November 27, 2022

Escolares Academy (rising 3rd-5th graders): Thursday, November 10, 2022 - Sunday, January 8, 2023

Secondary Criteria-based Programs (I AM Escolares, This Is Escolares, DFHS STEM):  
Thursday, November 10, 2022 - Sunday, January 8, 2023

Magnet Schools & Programs:  
Thursday, November 10, 2022 at 9:00 am - Sunday, January 29, 2023 at 11:59 pm

Schools open to Choice:  
Thursday, November 10, 2022 at 9:00 am - Sunday, January 29, 2023 at 11:59 pm

**All applications are available at 9:00 am on the opening day.  
All applications must be completed and received by 11:59 pm on the closing day.**

SCHOOL DISTRICT FIVE OF  
LEXINGTON AND RICHLAND  
COUNTIES –  
REUNIFICATION OVERVIEW

## WHAT IS REUNIFICATION?

- Definition: to unify again : to bring (people or things) or to be brought into a unit or a coherent whole after a period of separation [Merriam Webster]
- In terms of reunification at LexRich5:
  - A critical incident has occurred on a district owned campus and individuals on that campus will need to be relocated to safety
    - Students need to be reunited with their guardians
    - Staff need to be relocated from danger
  - Reunification requires logistics from all sectors of the school district to include – Transportation, Communication, Facilities, Nutrition, District Office personnel, and Safety Office

## WHAT INCIDENTS COULD CAUSE A REUNIFICATION?

- Violent Critical Incident
- Gas Leak
- Hazardous Material Spill

## WHO INITIATES A REUNIFICATION?

- No golden answer or set of criteria as to when a reunification is implemented.
- Totality of the circumstances will dictate when a reunification is needed.
- The Safety Officer that is stationed at incident command post will make decision based on law enforcement/fire service command actions/recommendations
  - Law enforcement owns the shooter/crime scene
  - School District owns the students/staff
  - Fire service owns the building

# HOW DOES REUNIFICATION WORK? PARENT PERSPECTIVE





# DISTRICT PARENT EVENT

**LIVE WEBINAR  
WEDNESDAY | NOV. 9**

**Behavioral Threat Assessment  
and Management for K-12 Schools**

**Dr. Melissa Reeves, Ph.D., NCSP, LPC** is a nationally certified school psychologist, licensed special education teacher, licensed professional counselor, and former district coordinator of social/emotional/behavioral services.







# School Report Card Ratings

SCHOOL BOARD MEETING

10/24/22

# Agenda

- ▶ Overview of School Report Card / Accountability Model
- ▶ Key Data from School Report Cards

# Overview

- ▶ The state assigns each school a report card rating based on key statistics.
- ▶ Report card ratings are determined by a school's performance on metrics in the following categories:
  - ▶ Academic Achievement
  - ▶ College or Career Readiness (high school)
  - ▶ English Learners' Progress
  - ▶ Graduation Rate (high school)
  - ▶ Preparing for Success
  - ▶ School Climate
  - ▶ Student Progress (elementary, intermediate, and middle schools)

# A Note about EL Progress

This measure accounts for **10%** of a school's rating when the school has **20 or more English Learners**.

If a school has **less than 20 English Learners**, the **points are redistributed** to other measures.

## English Learners' Proficiency Progress

More schools have this factor on 2022 report cards because the denominator **now includes students who have progressed to monitoring status**. As the students on monitoring status are already proficient, these students were designated as having **met their goal** for the year.

On the 18-19 report cards, 8 out of 21 schools had the English Learners' Progress measure. On the 21-22 report cards, 17 of 22 schools have the English Learners' Progress measure.

# Report Card Rating

## Measurements in the Accountability Model – K-8

With EL Progress	Achievement on SC READY & SC-Alt ELA and Math (35%)	Achievement on SCPASS & SC-Alt Science (10%)	English Learners' Proficiency Progress (10%)	Teacher/Student School Climate Survey (10%)	Student Progress on SC READY & SC-Alt ELA and Math (35%)
Without EL Progress	Achievement on SC READY & SC-Alt ELA and Math (40%)	Achievement on SCPASS & SC-Alt Science (10%)	Teacher/Student School Climate Survey (10%)	Student Progress on SC READY & SC-Alt ELA and Math (40%)	

# Report Card Rating

## Measurements in the Accountability Model – K-8

Student Progress on SC READY &  
SC-Alt ELA and Math  
(35-40%)

½ of the points come from the “**All Students**” group.  
½ of the points come from the group of students at the school identified as being in the **lowest 20%** based on prior achievement.

A growth index is calculated for each student.  
The growth indices are averaged and a formula is applied to create the Student Progress score/rating.

# Report Card Rating Components

## Measurements in the Accountability Model – 9-12

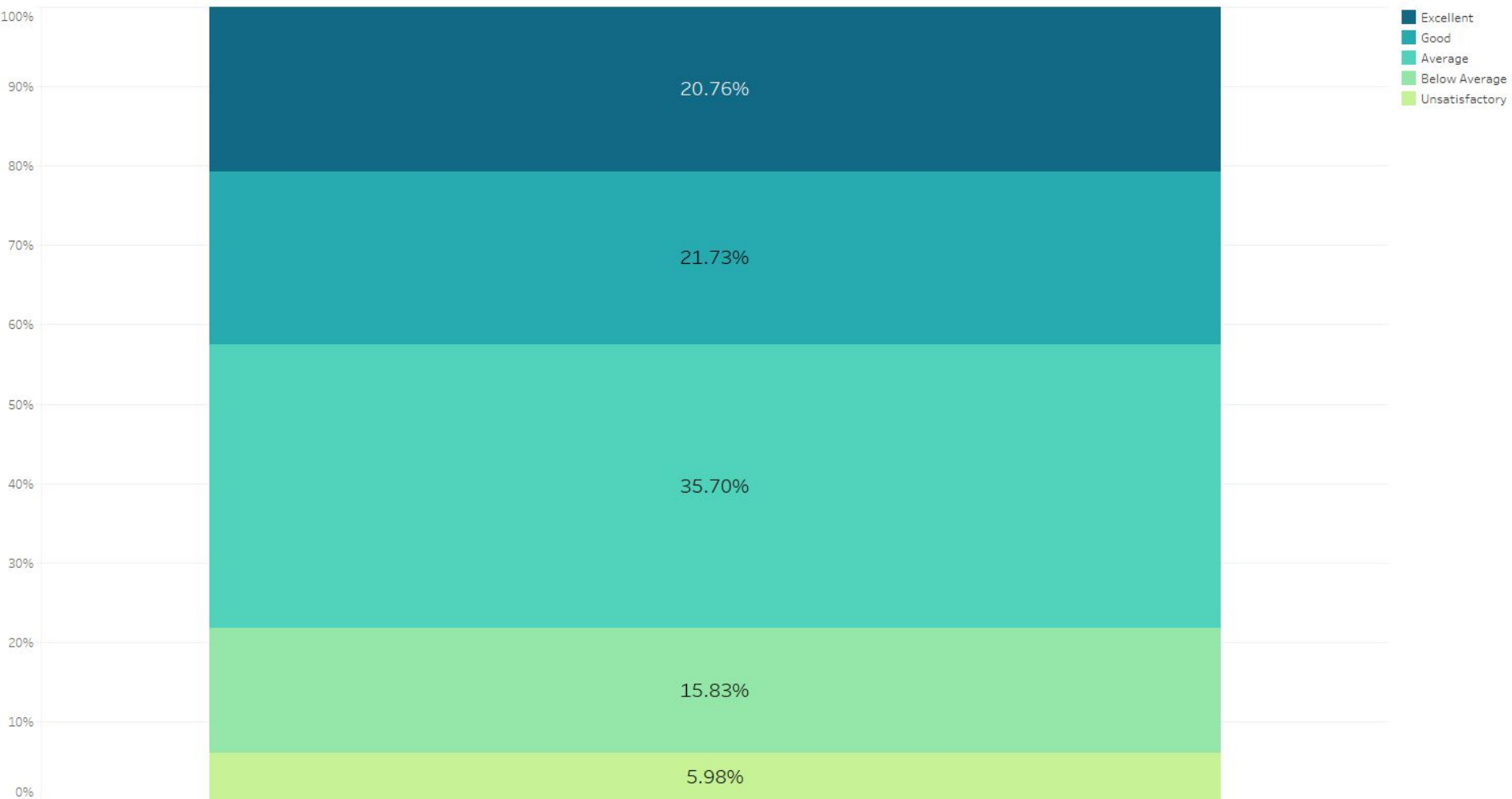
With EL Progress	College and Career Readiness Indicators (25%)	Achievement on Biology End-of-Course & SC-Alt Tests (10%)	Graduation Rate (25%)	English Learners' Proficiency Progress (10%)	Teacher/Student School Climate Survey (5%)	Achievement on Algebra I and English I End-of-Course & SC-Alt Tests (25%)
Without EL Progress	College and Career Readiness Indicators (25%)	Achievement on Biology End-of-Course & SC-Alt Tests (10%)	Graduation Rate (30%)		Teacher/Student School Climate Survey (5%)	Achievement on Algebra I and English I End-of-Course & SC-Alt Tests (30%)

# Findings

- ▶ Overall Ratings
- ▶ Ratings by Category



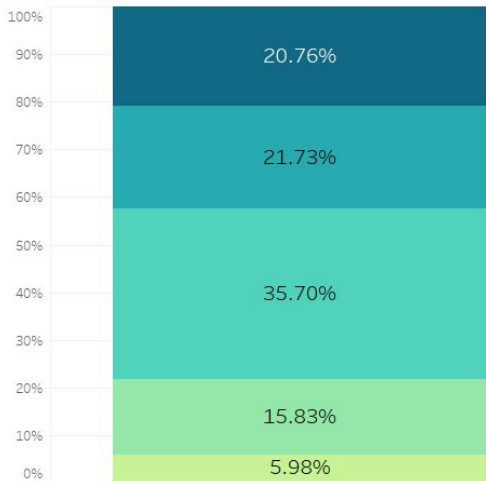
## State - Overall Rating



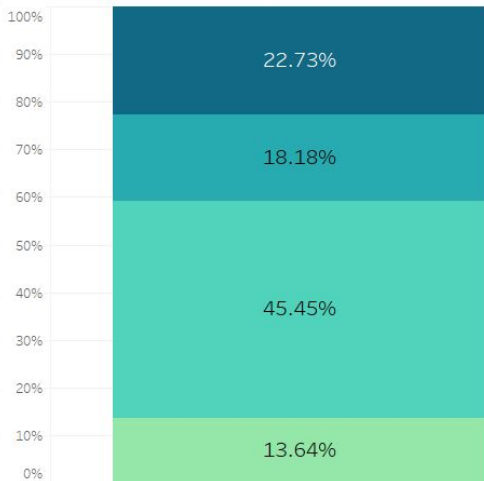
D5 - Overall Rating



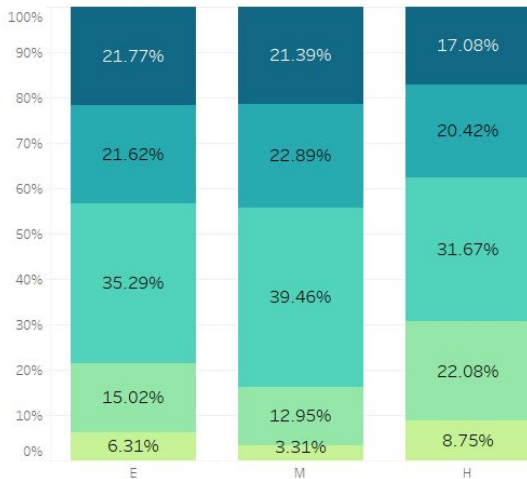
State - Overall Rating



D5 - Overall Rating



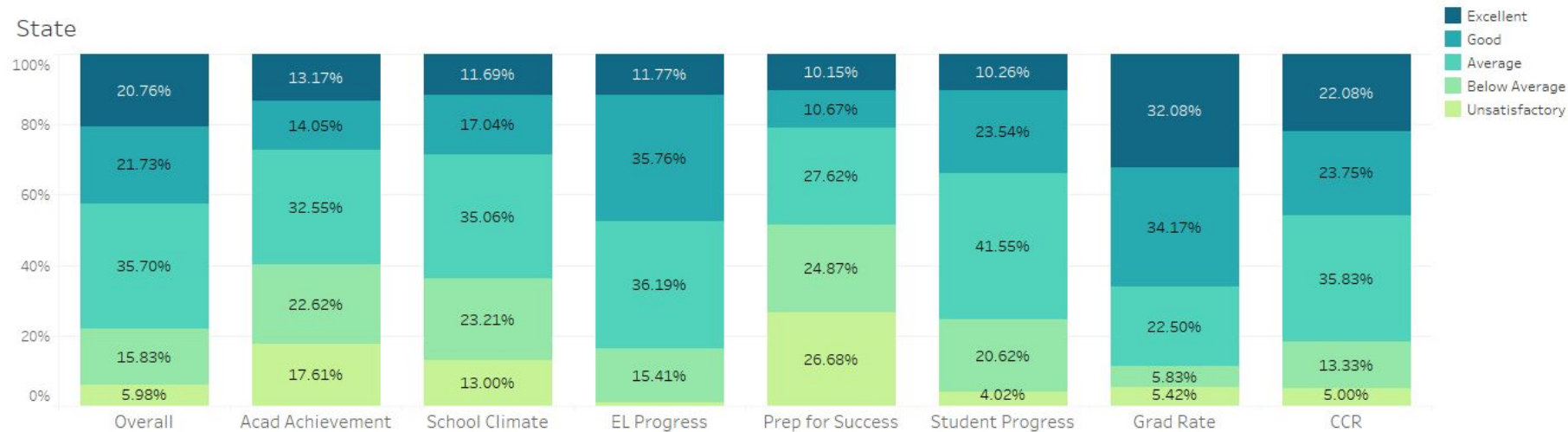
State - Overall Rating by Level



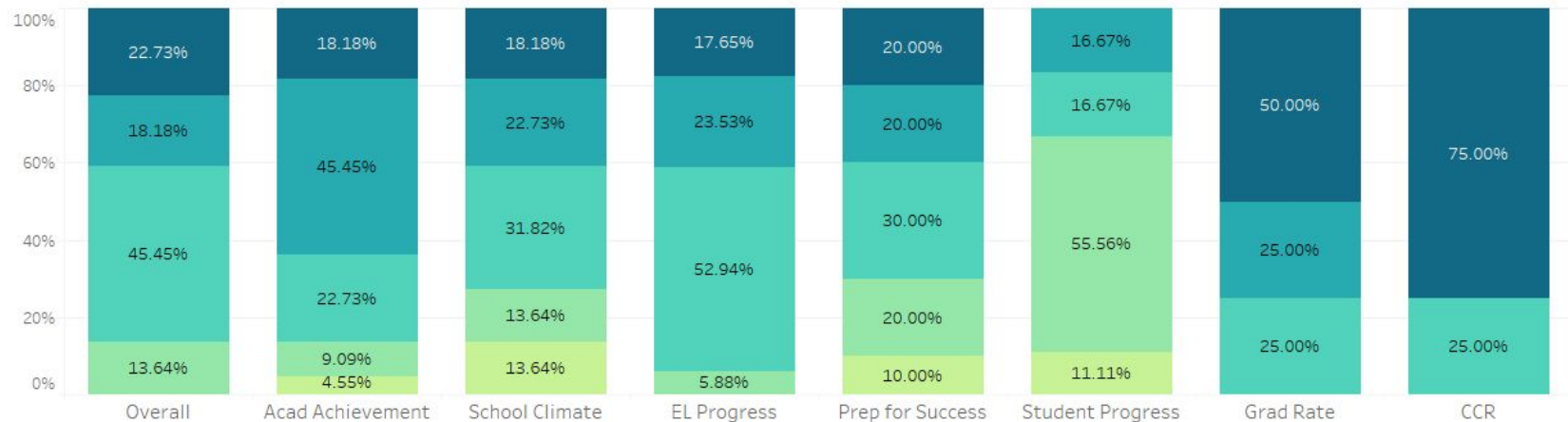
D5 Overall - Rating by Level



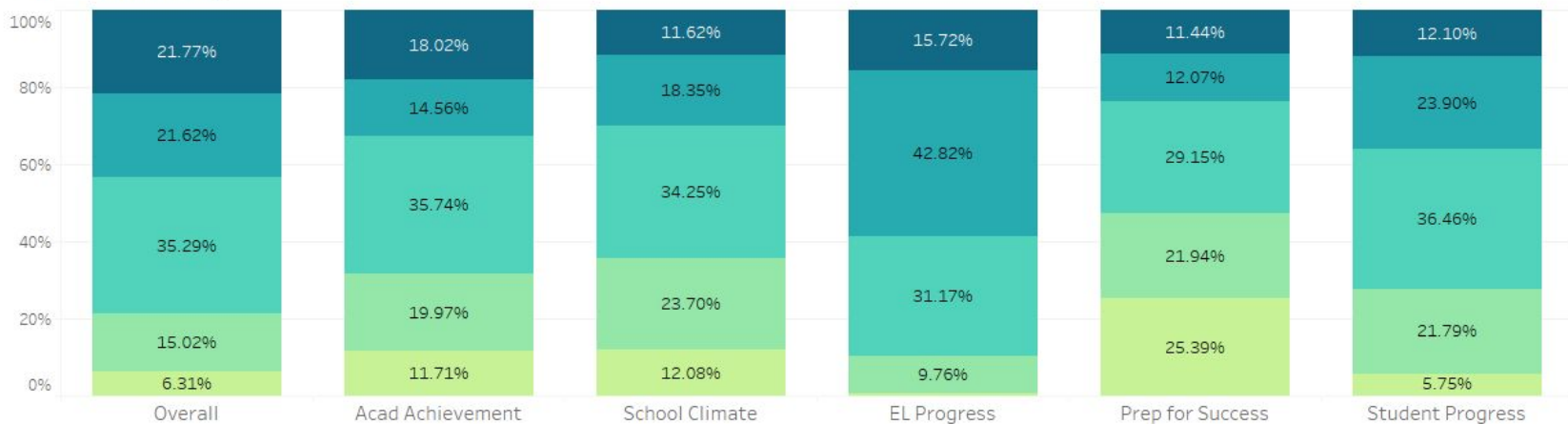
## State



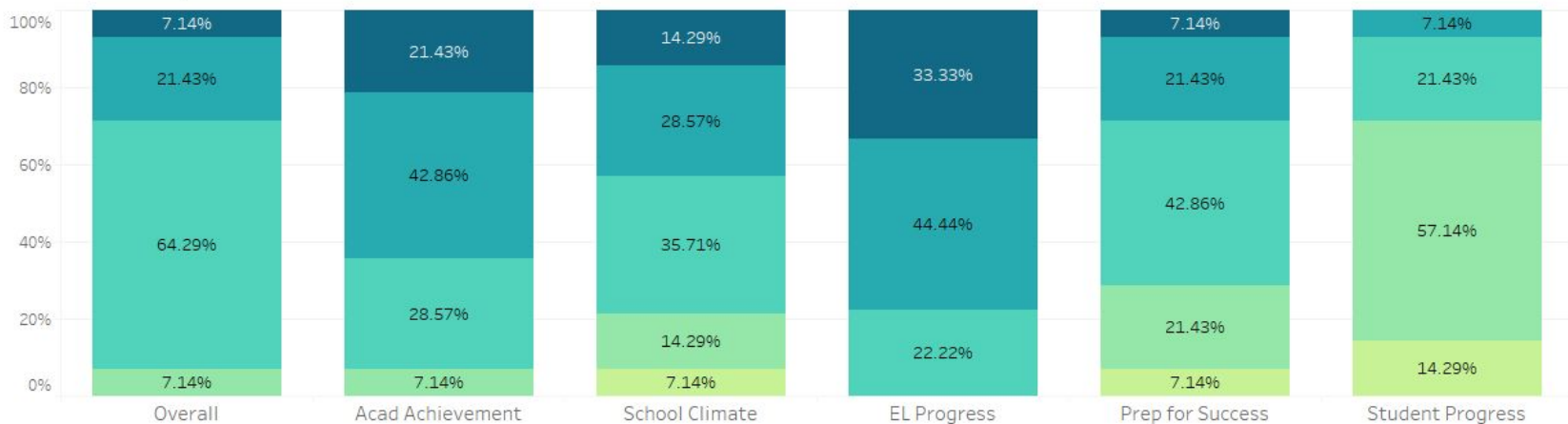
## D5



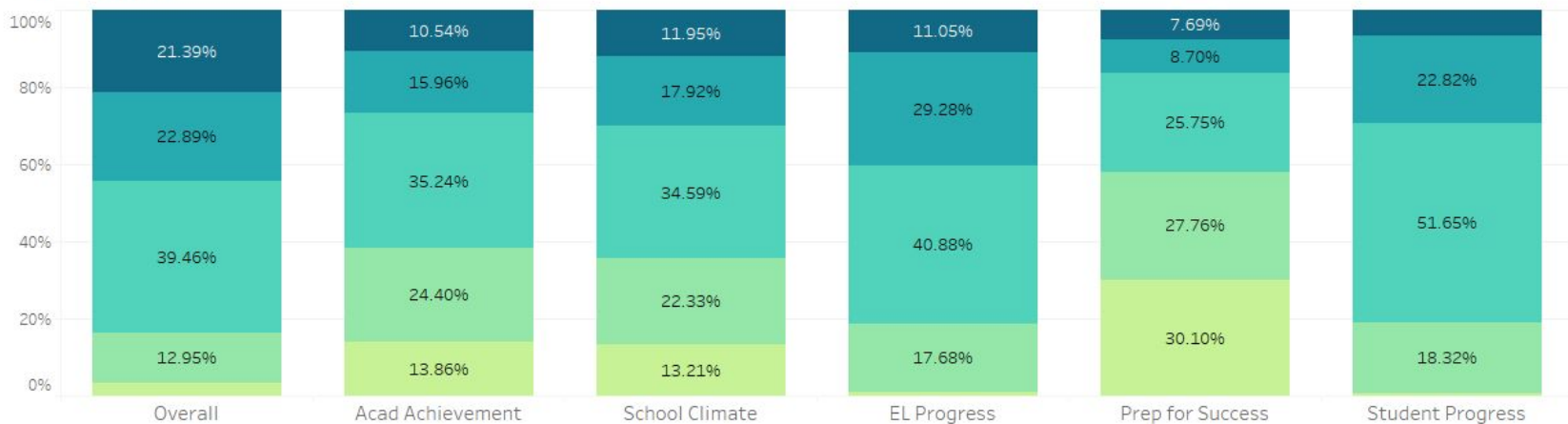
## State Elementary



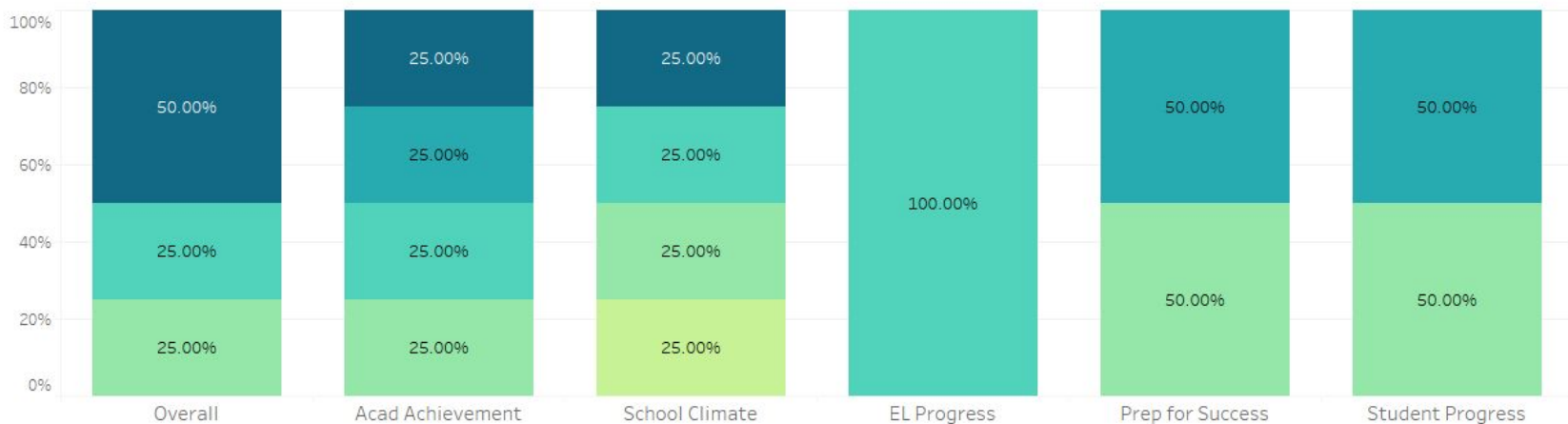
## D5 Elementary



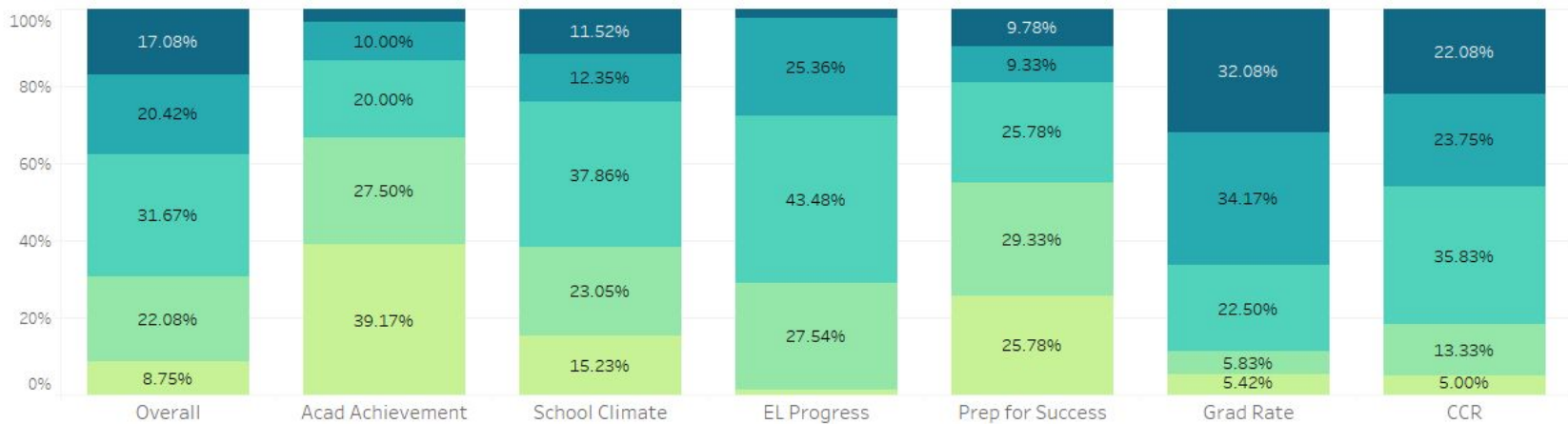
## State Middle



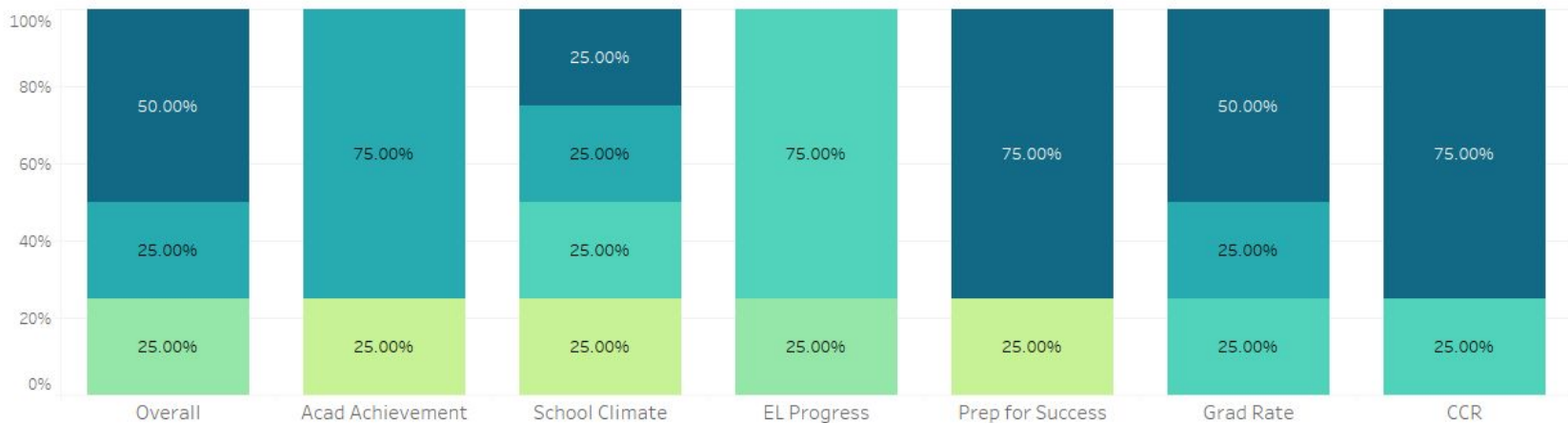
## D5 Middle



## State High



## D5 High



# Strategic Plan Connections

- ▶ Each of the report card rating categories is a part of our 2022-23 to 2026-27 strategic plan:
  - ▶ Student Achievement
    - ▶ Academic Achievement – Strategies 1-3
    - ▶ Preparing for Success – Strategies 1-3
    - ▶ EL Progress – Strategy 2
    - ▶ Student Progress – Median Conditional Growth Percentile Goals
    - ▶ Graduation Rate – Goal
    - ▶ College and Career Readiness – Goal, Strategies 1-5
  - ▶ School Climate
    - ▶ School Climate – Teacher and Student Survey Results
  - ▶ Teacher/Administrator Quality
    - ▶ School Climate – Teacher Survey Results



# Summary

- ▶ As a whole, District 5's schools received **higher overall ratings** in 2022 than other schools around the state.
- ▶ Our schools' ratings on the Academic Achievement, School Climate, Preparing for Success, Graduation Rate, and College or Career Readiness indicators were **generally higher** than the ratings of other schools around the state.
- ▶ **District 5's 2022-23 to 2026-27 strategic plan directly addresses each indicator in the report card rating system.** Our schools' plans are also focused on the same goals and strategies as the district.

# Questions

**WE L****VE & GR****W**  
**our students!**



# #OurD5Story



