2023-2024

Yreka Union Elementary

BUDGET

PREPARED BY: SISKIYOU COUNTY OFFICE OF EDUCATION
BUSINESS SERVICES DEPARTMENT

Sarah Applegate, Associate Superintendent
Emily Lipke Budget Tech I
Jan Fahey, Budget Tech I
Courtney Moore, Budget Tech I
Christine Ryan, Budget Tech I

SISKIYOU COUNTY
OFFICE OF EDUCATION

CERTIFICATIONS
PAGE 1

ASSUMPTIONS, REVENUES, & GRAPHS
PAGE 4

GENERAL FUND MULTI-YEAR AND GENERAL FUND
PAGE 13

ALL OTHER FUNDS
PAGE 34

SUPPLEMENTALS
PAGE 83

CRITERIA & STANDARDS
PAGE 111

LCFF & NOTES
PAGE 147

DETAIL REPORTS
PAGE 159

ANNUAL BUDGET REPORT:

July 1, 2023 Budget Adoption

Select applicable boxes:

X This budget was developed using the state-adopted Criteria and Standards. It includes the expenditures necessary to implement the Local Control and Accountability Plan (LCAP) or annual update to the LCAP that will be effective for the budget year. The budget was filed and adopted subsequent to a public hearing by the governing board of the school district pursuant to Education Code sections 33129, 42127, 52060, 52061, and 52062.

X If the budget includes a combined assigned and unassigned ending fund balance above the minimum recommended reserve for economic uncertainties, at its public hearing, the school district complied with the requirements of subparagraphs (B) and (C) of paragraph (2) of subdivision (a) of Education Code Section 42127.

Budget available for inspection at:

Place: Yreka Union Elementary District

Date: June 8, 2023

Public Hearing:

Place: Yreka Union Elementary District

Date: June 13, 2023

Time: 6:00 PM

Adoption Date:

Signed:

Clerk/Secretary of the Governing Board

(Original signature required)

Contact person for additional information on the budget reports:

Name: Rich Sullivan

Title: Superintendent

Telephone: 530-842-1168

E-mail: rsullivan@yrekausd.net

Criteria and Standards Review Summary

The following summary is automatically completed based on data provided in the Criteria and Standards Review (Form 01CS). Criteria and standards that are "Not Met," and supplemental information and additional fiscal indicators that are "Yes," may indicate areas of potential concern for fiscal solvency purposes and should be carefully reviewed.

CRITERIA AND STANDARDS			Met	Not Met
1	Average Daily Attendance	Budgeted (funded) ADA has not been overestimated by more than the standard for the prior fiscal year, or two or more of the previous three fiscal years.		X

CRITERIA AND STANDARDS (continued)			Met	Not Met
2	Enrollment	Enrollment has not been overestimated by more than the standard for the prior fiscal year, or two or more of the previous three fiscal years.		X
3	ADA to Enrollment	Projected second period (P-2) ADA to enrollment ratio is consistent with historical ratios for the budget and two subsequent fiscal years.	X	
4	Local Control Funding Formula (LCFF) Revenue	Projected change in LCFF revenue is within the standard for the budget and two subsequent fiscal years.		X
5	Salaries and Benefits	Projected ratios of total unrestricted salaries and benefits to total unrestricted general fund expenditures are consistent with historical ratios for the budget and two subsequent fiscal years.		X
6a	Other Revenues	Projected operating revenues (e.g., federal, other state, and other local) are within the standard for the budget and two subsequent fiscal years.		X
6b	Other Expenditures	Projected operating expenditures (e.g., books and supplies, and services and other operating) are within the standard for the budget and two subsequent fiscal years.		X
7	Ongoing and Major Maintenance Account	If applicable, required contribution to the ongoing and major maintenance account (i.e., restricted maintenance account) is included in the budget.		X
8	Deficit Spending	Unrestricted deficit spending, if any, has not exceeded the standard for two or more of the last three fiscal years.		X
9	Fund Balance	Unrestricted general fund beginning balance has not been overestimated by more than the standard for two or more of the last three fiscal years.	X	
10	Reserves	Projected available reserves (e.g., reserve for economic uncertainties, unassigned/unappropriated amounts) meet minimum requirements for the budget and two subsequent fiscal years.	X	

SUPPLEMENTAL INFORMATION			No	Yes
S1	Contingent Liabilities	Are there known or contingent liabilities (e.g., financial or program audits, litigation, state compliance reviews) that may impact the budget?	X	
S2	Using One-time Revenues to Fund Ongoing Expenditures	Are there ongoing general fund expenditures in excess of one percent of the total general fund expenditures that are funded with one-time resources?	X	
S3	Using Ongoing Revenues to Fund One-time Expenditures	Are there large non-recurring general fund expenditures that are funded with ongoing general fund revenues?	X	
S4	Contingent Revenues	Are any projected revenues for the budget or two subsequent fiscal years contingent on reauthorization by the local government, special legislation, or other definitive act (e.g., parcel taxes, forest reserves)?		X
S5	Contributions	Have contributions from unrestricted to restricted resources, or transfers to or from the general fund to cover operating deficits, changed by more than the standard for the budget or two subsequent fiscal years?		X

SUPPLEMENTAL INFORMATION (continued)			No	Yes
S6	Long-term Commitments	Does the district have long-term (multiyear) commitments or debt agreements?	X	
		• If yes, have annual payments for the budget or two subsequent fiscal years increased over prior year's (2022-23) annual payment?	n/a	
S7a	Postemployment Benefits Other than Pensions	Does the district provide postemployment benefits other than pensions (OPEB)?		X
		• If yes, are they lifetime benefits?	X	
		• If yes, do benefits continue beyond age 65?	X	
		• If yes, are benefits funded by pay-as-you-go?	X	
S7b	Other Self-Insurance Benefits	Does the district provide other self-insurance benefits (e.g., workers' compensation, employee health and welfare, or property and liability)?	X	
S8	Status of Labor Agreements	Are salary and benefit negotiations still open for:		
		• Certificated? (Section S8A, Line 1)	X	
		• Classified? (Section S8B, Line 1)	X	
		• Management/supervisor/confidential? (Section S8C, Line 1)	n/a	
S9	Local Control and Accountability Plan (LCAP)	• Did or will the school district's governing board adopt an LCAP or an update to the LCAP effective for the budget year?		X
		• Adoption date of the LCAP or an update to the LCAP:	06/13/2023	
S10	LCAP Expenditures	Does the school district's budget include the expenditures necessary to implement the LCAP or annual update to the LCAP as described in the Local Control and Accountability Plan and Annual Update Template?		X

ADDITIONAL FISCAL INDICATORS			No	Yes
A1	Negative Cash Flow	Do cash flow projections show that the district will end the budget year with a negative cash balance in the general fund?	X	
A2	Independent Position Control	Is personnel position control independent from the payroll system?	X	
A3	Declining Enrollment	Is enrollment decreasing in both the prior fiscal year and budget year?		X
A4	New Charter Schools Impacting District Enrollment	Are any new charter schools operating in district boundaries that are impacting the district's enrollment, either in the prior fiscal year or budget year?	X	
A5	Salary Increases Exceed COLA	Has the district entered into a bargaining agreement where any of the budget or subsequent fiscal years of the agreement would result in salary increases that are expected to exceed the projected state funded cost-of-living adjustment?	X	

ADDITIONAL FISCAL INDICATORS (continued)			No	Yes
A6	Uncapped Health Benefits	Does the district provide uncapped (100% employer paid) health benefits for current or retired employees?	X	
A7	Independent Financial System	Is the district's financial system independent from the county office system?	X	
A8	Fiscal Distress Reports	Does the district have any reports that indicate fiscal distress? If yes, provide copies to the COE, pursuant to EC 42127.6(a).	X	
A9	Change of CBO or Superintendent	Have there been personnel changes in the superintendent or chief business official (CBO) positions within the last 12 months?		X

ANNUAL CERTIFICATION REGARDING SELF-INSURED WORKERS' COMPENSATION CLAIMS

Pursuant to Education Code Section 42141, if a school district, either individually or as a member of a joint powers agency, is self-insured for workers' compensation claims, the superintendent of the school district annually shall provide information to the governing board of the school district regarding the estimated accrued but unfunded cost of those claims. The governing board annually shall certify to the county superintendent of schools the amount of money, if any, that it has decided to reserve in its budget for the cost of those claims.

To the County Superintendent of Schools:

..... Our district is self-insured for workers' compensation claims as defined in Education Code Section 42141(a):

Total liabilities actuarially determined: $ .....

Less: Amount of total liabilities reserved in budget: $ .....

Estimated accrued but unfunded liabilities: $ 0.00

X This school district is self-insured for workers' compensation claims through a JPA, and offers the following information:

..... This school district is not self-insured for workers' compensation claims.

..... Signed .....

Clerk/Secretary of the Governing Board

(Original signature required)

Date of Meeting: .....

For additional information on this certification, please contact:

Name: Rich Sullivan

Title: Superintendent

Telephone: 530-842-1168

E-mail: rsullivan@yrekausd.net

Yreka Union Elementary School District

Budget Assumptions - 2023-24 Budget Development

Fiscal Years

2023/24 **2024/25** **2025/26**

School districts are required to develop and manage budgets in accordance with standards developed by the California Department of Education and adopted by the State Board of Education. Budget documents contain revenues, expenditures, and other financial information for prior, current and subsequent fiscal years. The Criteria and Standards portion of the budget document summarizes and compares district data to State established standards for fiscal analysis purposes. Board members, superintendents and other interested parties should review the Criteria and Standards and analyze any not meeting the standard resulting in a required explanation. This will assist with making accurate assessments of the fiscal condition of the district. Questions that should be considered include: Is the budget balanced, or is the district deficit spending? Does it meet district goals and objectives? Is it sustainable over the multiyear period? Does it accomplish what the district wants for students? An additional resource useful in assessing school district fiscal health is FCMAT's Fiscal Health Risk Analysis which is emailed with each budget and interim report. This report was prepared based on the latest assumptions available and are described below. The information used for the development of this report was provided by:

- Rich Sullivan, Superintendent
- Priorities: It is the mission of the Yreka Union School District to provide each student with a safe, caring and supportive atmosphere which will foster the intellectual, emotional, and social growth necessary to become a productive and responsible citizen who accepts cultural differences. All parents, students, teachers and staff are part of a supportive team

Except in limited circumstances, the external team is unable to do board presentations of Budget and Interim reports due to time constraints. In order to assist superintendents and business personnel, each budget and interim meeting is used to facilitate the presentation process. Particular emphasis has been placed on providing easy to read Budget and Interim Assumptions, graphic visuals, revenue summaries, multiyear projections and Criteria and Standards explanations. Review and analysis of this information for each report should provide the reader a good general overview of the district's financial position. In addition, boards can make changes to budgets and interims prior to adoption. If changes are made, please provide enough specific information to allow budget technicians to quantify the changes and update the multiyear projections.

Budget Certification and Cycle

- The budget certification is the Board's acknowledgment of its review of the entire budget presentation. This includes State SACS forms for all funds, supplemental forms, Multiyear Financial Projections and Criteria Standards Review. The certification includes a summary of the results of the Criteria and Standards review. Explanations for results that indicate a Standard was "Not Met" in the first section, or a "Yes" response in the Supplemental or Additional section can be found in the corresponding section of the Criteria and Standards Review.
- Adjustments to the budget should be made throughout the fiscal year.

Budget and Multi-Year Financial Projections (MYFP) Development

- The development of the budget and Multiyear Financial Projections are interrelated. First, the base year budget is developed using information provided by the district, Siskiyou County Office of Education, School Services of California and other agencies. The two subsequent year budgets are each based on the first prior year with careful adjustments to both revenue and expenditures.

Average Daily Attendance

- The Local Control Funding Formula calculates the primary funding for school districts, using the higher of the budget year or prior year Average Daily Attendance (ADA). The budget year ADA is not known until the April following the budget adoption, therefore, the most recent P-2 ADA is used when calculating revenue for the budget projections. A chart reflecting the district's historical and projected Average Daily Attendance has been provided for analysis and review.

- The district submitted the following enrollment and average daily attendance projections:

	2022/23	2023/24	2024/25	2025/26
Enrollment Projections				
Regular K-12	854.00	840.00	841.00	800.00
Community Day School	0.00	0.00	0.00	0.00
Special Day Class	25.00	25.00	25.00	25.00
Total Estimated Enrollment	879.00	865.00	866.00	825.00
Total Estimated P-2 ADA	805.16	769.44	770.36	732.80

Estimated LCFF ADA (Funded ADA)				
Regular K-12	805.16	769.44	770.36	770.36
Community Day School	0.00	0.00	0.00	0.00
Special Day Class	0.00	0.00	0.00	0.00
Total Funded ADA	805.16	769.44	770.36	770.36

Local Control Funding Formula (LCFF)

- The passage of the 2013-14 State budget was a landmark school finance reform built around correcting historical inequities and increasing flexibility known as the Local Control Funding Formula (LCFF). The formula establishes a target amount based on varying factors and will be phased in during a five year period, full implementation was in 2018-19. Although the current year budget and multi-year projections are built on the LCFF, there is no statutory law that guarantees funding. Below are the assumptions used in building the LCFF. LCFF worksheets attached.

	2022/23	2023/24	2024/25	2025/26
LCFF COLA	6.56%	8.22%	3.94%	3.29%
Students qualifying for Free & Reduced Meal, Foster Youth and English Learners:				
Unduplicated Count	657	647	641	641
Unduplicated Percentage	72.41%	71.63%	72.13%	72.06%
Gap Funding Rate	100.00%	100.00%	100.00%	100.00%
Total LCFF Entitlement	$11,397,850	$11,698,142	$11,509,914	$11,499,277

- A district that qualifies for Necessary Small School (NSS) Funding may continue to use this calculation as long as the district meets the requirements per Ed Code 42283 and 42285.

Revenue Projections

- Revenue is projected using the state LCFF calculator and other recommended formulas for Federal and State funding. These formulas include factors such as COLA, student growth or loss for population driven revenue, and other anticipated changes to formula forecasts.
- Revenue, in addition to that referred to above, is required to be fully documented by the district, including formal grant or funding commitments.
- A two-year extension of the Federal Secure Rural Schools and Community Self-Determination Act (SRS) of 2008,was approved in the Omnibus Appropriations bill signed March 23, 2018.

	2022/23	2023/24	2024/25	2025/26
Total Revenue, Transfers In and Other Sources	$0	$16,356,422	$14,472,498	$14,504,683

- A detailed Revenue Projection worksheet summarizing the district's revenues for the prior year, budget and two subsequent fiscal years has been provided for analysis and review. (Attachment B)

Employee Compensation

- The primary cost of education is driven by the staff of a school district. Employee compensation represents the major portion of a school district's budget. Staffing levels, labor negotiations, benefit projections and other compensation aspects are vital factors in projecting and assessing the fiscal condition of a district.

Staffing Levels

- The district projects the following full time equivalents (FTE) for the budget and two subsequent fiscal years.

	2022/23	2023/24	2024/25	2025/26
Employee FTE's				
Management	5.0	5.0	5.0	5.0
Certificated	62.0	64.0	64.0	64.0
Classified	72.0	78.5	78.5	78.5
Total Employee FTE's	139.0	147.5	147.5	147.5

Yreka Union Elementary School District

Budget Assumptions - 2023-24 Budget Development

Labor Agreements

- The district reports the following settlement factors for negotiations with bargaining units.

	2023/24	2024/25	2025/26
Negotiations Settled (Yes/No)			
Certificated	Yes	No	No
Classified	Yes	No	No

- State legislation requires school districts to publicly disclose the provisions of collective bargaining agreements before entering into such written agreements (AB 1200 and Government Code Section 3547.5).

- If the district has not settled, additional comments are noted below to provide information on any additional compensation that was built into the budget or multi-year projections to provide for anticipated negotiation settlements or increases to employee compensation.

  Additional Comments:

  None

Step and Column Adjustments

- Based on an average recommended by School Services of California, a 1.5% increase to Certificated and Classified salaries was included in projecting the step and column movement of employees on the salary schedule.

Employee Benefits

- Due to the high level of increases to health and welfare benefit premiums state wide, and varying rates for statutory benefits the district provides the following information.

	2022/23	2023/24	2024/25	2025/26
Benefits Capped/Uncapped for Employees				
Management	Capped	Capped	Capped	Capped
Certificated	Capped	Capped	Capped	Capped
Classified	Capped	Capped	Capped	Capped
Benefit Package Cost per Package (prorated based on full time status)				
Management	$11,000	$13,000	$13,000	$13,000
Certificated	$11,000	$13,000	$13,000	$13,000
Classified	$11,000	$13,000	$13,000	$13,000
Projected Premium Increase Over Prior Year	10%	10%	10%	10%
Total District Cost for Health and Welfare Benefits				
Board Members	$0	$0	$0	$0
Retirees	$0	$0	$0	$0
Statutory Benefit Rates				
STRS	19.10%	19.10%	19.10%	19.10%
PERS	25.370%	26.680%	26.680%	26.680%
OASDI	6.20%	6.20%	6.20%	6.20%
Medicare	1.45%	1.45%	1.45%	1.45%
Unemployment Insurance	0.50%	0.05%	0.05%	0.05%
Worker's Compensation	1.96%	2.11%	2.11%	2.11%
Indirect Cost Rate	7.100%	5.410%	5.410%	5.410%

Yreka Union Elementary School District

Budget Assumptions - 2023-24 Budget Development

Supplies, Services and Other Operating Expenditures

- Initial supplies, services and other operating expenditure projections are based on an analysis of prior year trends, anticipated inflation increases, and program needs. The year-to-year adjustments (net changes) are explained below. Subsequent adjustments are generally due to one-time only expenditures, inflation increases, program changes and other

	2023/24	2024/25	2025/26
Books and Supplies	$ 389,500	$ 389,874	$ 396,947
Explanation: CPI factored in for subsequent years, which is why it increases slightly each year.			
Services and Other Operating Expenditures	$ 1,553,334	$ 1,600,244	$ 1,641,891
Explanation: CPI factored in for subsequent years, which is why it increases slightly each year.			
Capital Outlay	$ -	$ 1,260,778	$ -
Explanation: Climatec Project			
Other Adjustments	$ 149,978	$ 149,978	$ 149,978
Explanation: Special Ed Billback			

	2022/23	2023/24	2024/25	2025/26
Total Expenditures, Transfers Out and Other Uses	$0	$15,483,248	$16,944,153	$15,915,034

Transfers In and Out

- Transfers between funds were built into the budget year and subsequent two fiscal years as follows.

		2022/23	2023/24	2024/25	2025/26
From:	To:				
General Fund (01)	Cafeteria Fund (13)	$250,000	$250,000	$250,000	$250,000

Contributions from Unrestricted Programs (Encroachments) and Revenue Transfers

- The district projects the following contributions to restricted programs (encroachments) from general fund unrestricted dollars to support the following programs.

		2022/23	2023/24	2024/25	2025/26
Program					
3010	Title I, Part A	$0	$214,749	$227,728	$238,028
5850	REAP	$0	$0	$34,682	$36,524
6010	SAFE	$0	$48,432	$79,303	$85,880
6500	Special Education	$0	$117,859	$121,515	$124,868
9126	Preschool -Local	$0	$0	$0	$0
9620	Before School Program	$0	$0	$0	$0
Total Contributions from Unrestricted Programs and Revenue Transfers		$0	$710,825	$843,679	$816,632

Yreka Union Elementary School District

Budget Assumptions - 2023-24 Budget Development

Net Increase/(Decrease) in Fund Balance

- The net increase or decrease to the general fund balance is a calculation of total revenues and other financing sources less total expenditures, transfers out and uses. This amount is reported on line C of the Multiyear Projections (MYP). If the district is deficit spending, the deficit is supported by the district reserves. A continuing pattern of deficit spending is considered a potential concern and is addressed in Criterion 8 of the Criteria and Standards established by the State. A line graph reflecting the district's historical and projected revenues versus expenditures has been provided for analysis and review. (See Attachment C)

Summary	2022/23	2023/24	2024/25	2025/26
	$0	$873,173	($2,471,656)	($1,410,352)

Projected Ending Fund Balances and Reserves

- The State requires districts to maintain a level of reserve for Economic Uncertainties that is a minimum of 5% of the district's total expenditures, transfers out and uses, or $71,000 whichever is higher. If a district's projections reflect the district will fall short of the required reserves, a positive financial certification cannot be assigned. A graph reflecting the district's level of reserves available for Economic Uncertainties based on historical and future projections has been provided for analysis and review. (Attachment D)

- The district's estimated ending fund balances are listed below. The General Fund unrestricted ending fund balance as well as the Special Reserve for Other Than Capital Outlay (Fund 17) (if applicable) constitute the district's available reserves for Economic Uncertainties.

	2022/23	2023/24	2024/25	2025/26
General Fund (01)				
Unrestricted	$0	$2,965,577	$2,797,859	$1,559,889
Restricted	$0	$5,430,769	$3,076,831	$2,854,450
Total General Fund Ending Balance	$0	$8,396,346	$5,874,690	$4,414,339
Required Reserve for Economic Uncertainties (5%)	$0	$629,330	$687,766	$646,601
Cafeteria Fund (13)	$231,478	$244,256	$257,033	$269,811
Deferred Maintenance (14)	$440,474	$491,474	$542,474	$593,474
Special Reserve for Other Than Capital Outlay (17)	$96,982	$97,982	$98,982	$99,982
Capital Facilities (Developer Fees) Fund (25)	$246,749	$247,749	$248,749	$249,749
Special Reserve for Capital Outlay (40)	$7,331	$7,351	$7,371	$7,391

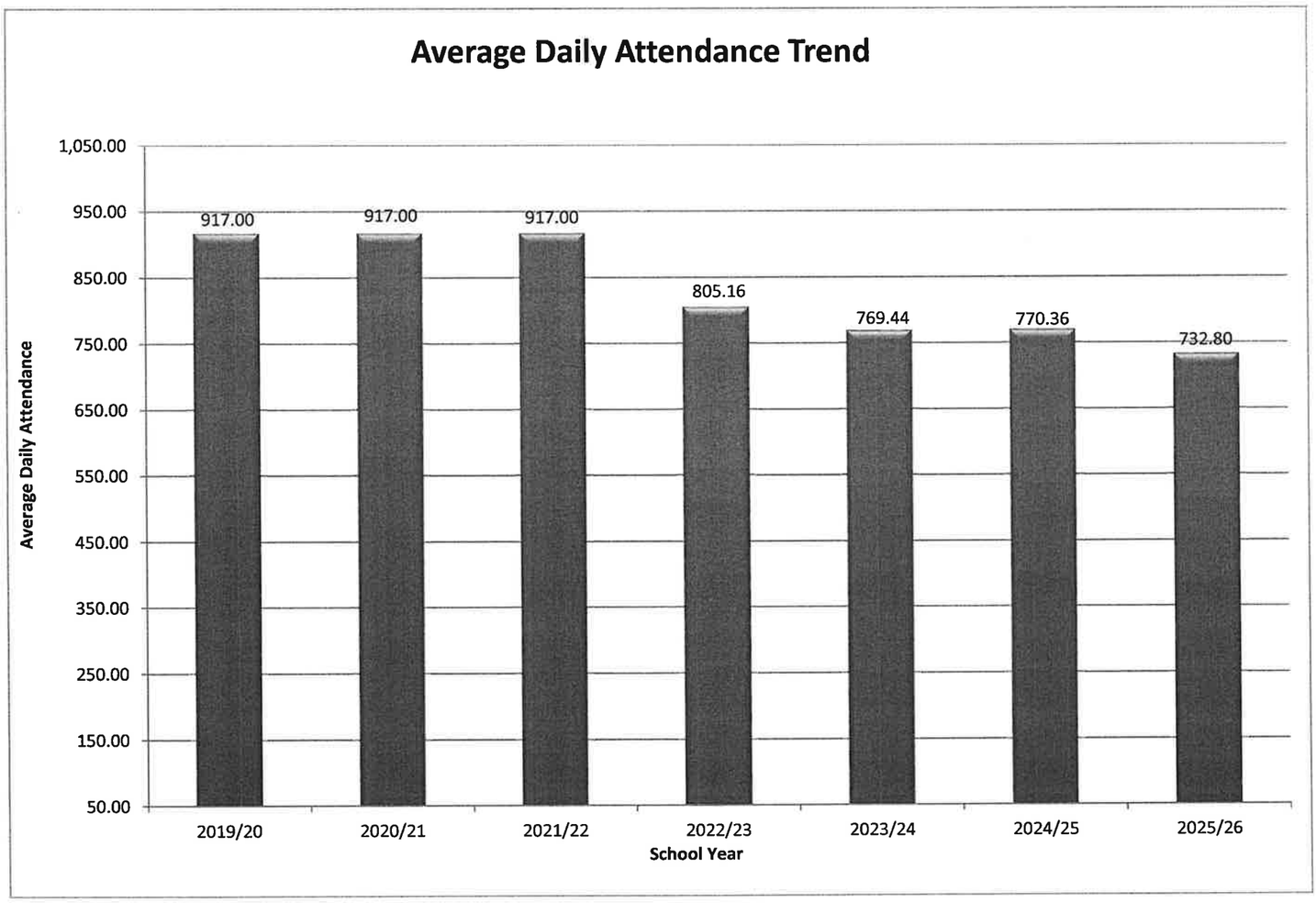

Attachment A

Yreka Union Elementary School District

Revenue Projections

Fiscal Years

Source	Resource As Defined by SHXO 4	Object	2022/23 Prior Year	2023/24 Budget Year	2024/25 Projection	2025/26 Projection
LCFF - State Aid	0000	8011		6,461,722	6,305,053	6,319,396
LCFF - State Aid - EPA	1400	8012		2,646,824	2,601,259	2,600,689
Property Taxes	0000	8041-5		2,564,258	2,564,258	2,564,258
	0000	8011		0		
LCFF-State Aid Pr Year	0000	8019	0	0	0	0
Total LCFF Sources			**0**	**11,672,804**	**11,470,570**	**11,484,343**
Federal Revenues						
Forest Reserve	0000	8260		204,889	204,889	204,889
NCLB: Title I, Part A, Basic Grants Low-Income/Ne	3010	8290		434,595	434,595	434,595
Special Ed: IDEA Basic Local Assistance Entitlemer	3310	8181		181,516	181,516	181,516
Special Ed: IDEA Quality Assurance & Focused Mo	3386	8182		18,000	18,000	18,000
ESSER II (CRRSA)	3212	8290				
ESSER III 80%	3213	8290				
ESSER III 20% LL	3214	8290				
GEER Fund	3215	8290				
ELO Grant: ESSER II State Reserve	3216	8290		51,138		
ELO Grant: GEER II	3217	8290		17,605		
ELO Grant: ESSER III State Reserve	3218	8290		50,005		
ELO Grant: ESSER III State Reserve Learning Lo	3219	8290		86,200		
CR Fund	3220	8290				
NCLB: Title II, Part A, Teacher Quality-Deferred	4035	8290				
NCLB: Title II, Part A, Teacher Quality	4035	8290		40,761	40,761	40,761
Title III, Part A Eng Lang Acquisition	4203	8290				
NCLB:Every Student Succeeds Act	5630	8290				
Title IV, Part A - Deferred	4127	8290		0		
Title IV, Part A - Student Support & Ac Enrichmnt	4127	8290		34,037	34,037	34,037
NCLB: Title VI, Part B Small Rural Grant - SRSA	5850	8290		68,559	68,559	68,559
MediCal Administrative Activities (MAA)	0000	8290				
Other Federal	0000	8290				
Total Federal Revenues:			**0**	**1,187,305**	**982,357**	**982,357**
Other State Revenues						
Mandated Cost Reimbursement	0000	8550		30,367	31,071	31,260
State Lottery	1100	8560		147,749	139,701	135,221
State Lottery: Instructional Materials	6300	8560		58,230	55,059	53,293
Expanded Learning Opp Prog	2600	8590		345,161	358,760	370,564
GF Fund	7420	8590				
In Person Instruction (IPI)	7422	8590				
Expanded Learning Opp. (ELO)	7425	8590				
Expanded Learning Opp. (ELO)	7426	8590				
American Indian Early Childhood Education	7210	8590		53,000	55,088	56,901
Arts, Music, and Instr Materials Disc Block Grant	6762	8590		275,315	286,162	295,577
Learning Recovery Emergency Block Grant	7435	8590		1,437,650		
Classified School E/E Prof Dev	7311	8590				
STRS on Behalf	7690	8590		479,641	479,641	479,641
Other State Revenues	0000	8590				
Educator Effectiveness	6266	8590				
Total State Revenues:			**0**	**2,827,112**	**1,405,482**	**1,422,456**
Other Local Revenues						
Interest & Leases and Rentals	0000	8660		55,000	49,888	51,326
SAFE After School Program	6010	8677		257,572	257,572	257,572
Associated Student Body	9700	8699				
Special Ed: IDEA Basic Local Assistance Entitlemer	3310	8181				
Special Ed: IDEA Quality Assurance & Focused Mo	3386	8182				
Special Education State Aid (AB 602) (Goal 5001)	6500	8792		124,737	124,737	124,737
Special Education Early Intervention Preschool Gran	6547	8792				
Pre-School Infant Toddler Parent/SCCC	9126	8699				
Summer/Before School Fees	9620	8690				
MTSS Gtant	9632	8699				
Other Local - Erate credits	0000	8699				
Other Local	0000	8699		181,891	181,891	181,891
Shasta Reg. Comm.	9630	8690				
Other Local - Bus Grant	0230	8699				
All other Transfers for Co Ofc	0000	8782				
Ongoing & Major Maintenance Account	8150	8699		50,000		
Total Local Revenues			**0**	**669,200**	**614,088**	**615,526**
Transfer from Resource 6230	9637	8919				
Transfer In - Fund 13	5644	8919			0	0
Transfer In - Fund 40	0000	8919				
Total General Fund Revenues			**0**	**16,356,422**	**14,472,498**	**14,504,683**

STATISTICAL INFORMATION:

Enrollment and Attendance						
ADA and ADA Estimates				769.44	770.36	732.80
CBEDS				865.00	866.00	825.00

COLAs					
LCFF Cola		6.56%	8.22%	3.94%	3.29%
Year Over Year Rates and Changes					
Lottery	8560	$165.00	$170.00	$170.00	$170.00
Lottery - Instructional Materials	8560	$63.00	$67.00	$67.00	$67.00
Interest Rates:		0.50%	0.50%	0.50%	0.50%

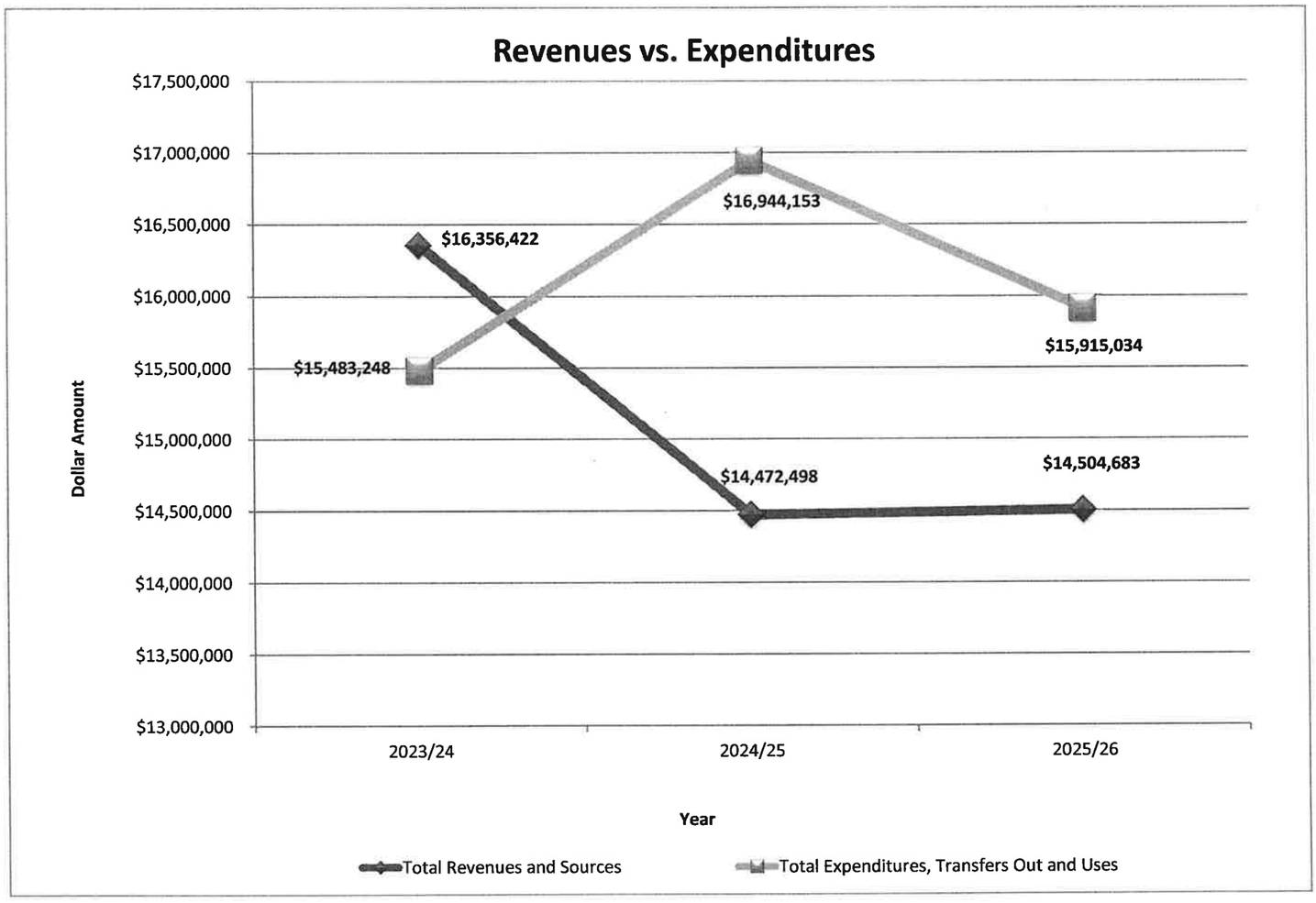

Attachment C

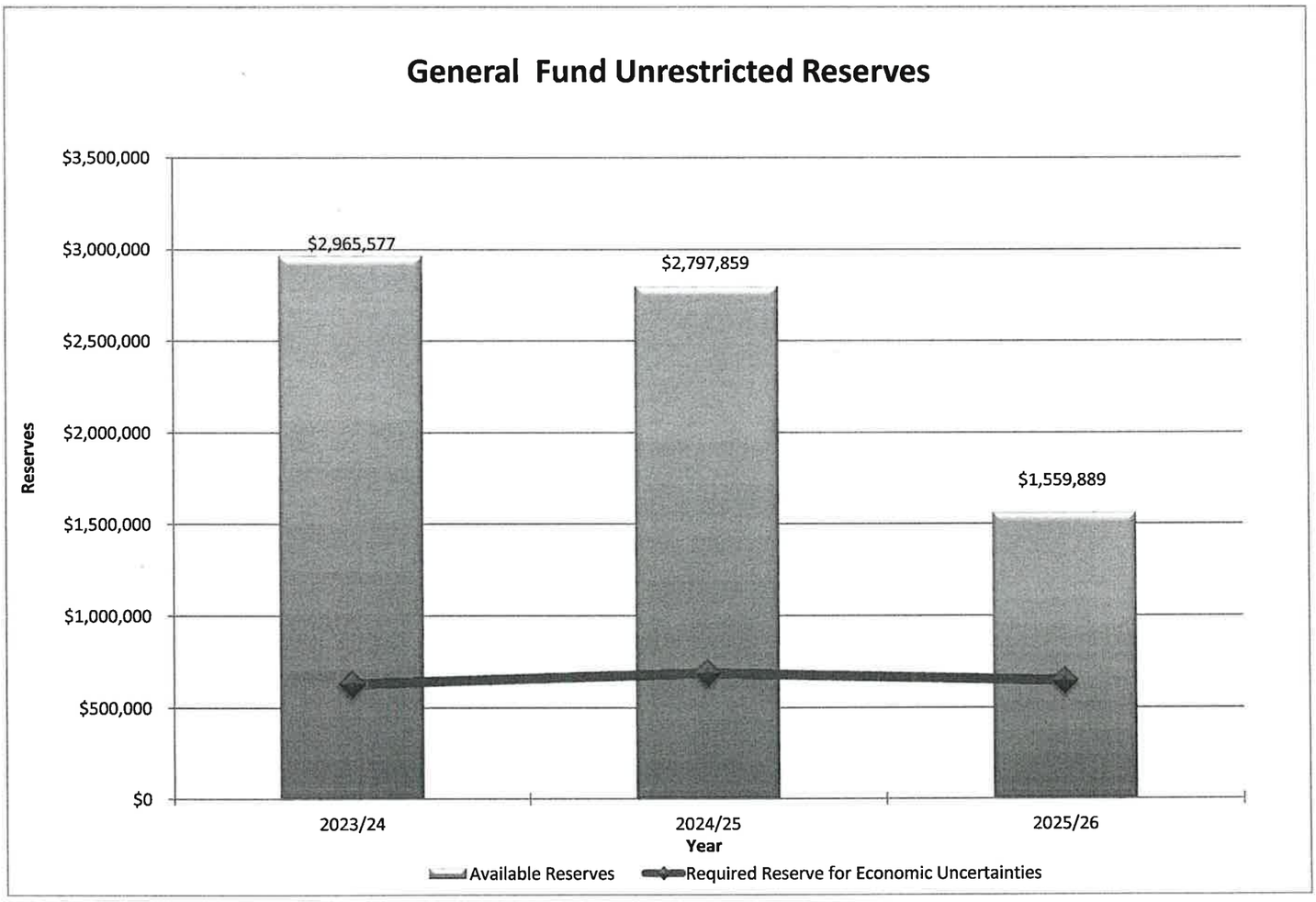

Attachment D

Description	Object Codes	2023-24 Budget (Form 01) (A)	% Change (Cols. C-A/A) (B)	2024-25 Projection (C)	% Change (Cols. E-C/C) (D)	2025-26 Projection (E)
(Enter projections for subsequent years 1 and 2 in Columns C and E; current year - Column A - is extracted)						
A. REVENUES AND OTHER FINANCING SOURCES						
1. LCFF/Revenue Limit Sources	8010-8099	11,672,804.00	-1.73%	11,470,570.00	0.12%	11,484,343.00
2. Federal Revenues	8100-8299	204,889.00	0.00%	204,889.00	0.00%	204,889.00
3. Other State Revenues	8300-8599	178,115.40	-4.12%	170,772.02	-2.51%	166,481.40
4. Other Local Revenues	8600-8799	236,891.20	-2.16%	231,779.38	0.62%	233,217.08
5. Other Financing Sources						
a. Transfers In	8900-8929	0.00	0.00%	0.00	0.00%	0.00
b. Other Sources	8930-8979	200,000.00	0.00%	200,000.00	0.00%	200,000.00
c. Contributions	8980-8999	(710,825.35)	22.19%	(868,553.88)	-2.67%	(845,328.04)
6. Total (Sum lines A1 thru A5c)		11,781,874.25	-3.16%	11,409,456.52	0.30%	11,443,602.44
B. EXPENDITURES AND OTHER FINANCING USES						
1. Certificated Salaries						
a. Base Salaries				5,175,727.09		4,703,363.00
b. Step & Column Adjustment				77,635.91		78,800.45
c. Cost-of-Living Adjustment				0.00		0.00
d. Other Adjustments				(550,000.00)		0.00
e. Total Certificated Salaries (Sum lines B1a thru B1d)	1000-1999	5,175,727.09	-9.13%	4,703,363.00	1.68%	4,782,163.45
2. Classified Salaries						
a. Base Salaries				2,307,865.23		1,827,483.21
b. Step & Column Adjustment				34,617.98		35,137.25
c. Cost-of-Living Adjustment				0.00		0.00
d. Other Adjustments				(515,000.00)		515,000.00
e. Total Classified Salaries (Sum lines B2a thru B2d)	2000-2999	2,307,865.23	-20.81%	1,827,483.21	30.10%	2,377,620.46
3. Employee Benefits	3000-3999	3,698,667.42	-9.78%	3,336,966.64	8.01%	3,604,138.21
4. Books and Supplies	4000-4999	320,200.00	-60.99%	124,922.04	171.03%	338,578.61
5. Services and Other Operating Expenditures	5000-5999	838,031.69	71.17%	1,434,461.59	-0.37%	1,429,093.80
6. Capital Outlay	6000-6999	0.00	0.00%	0.00	0.00%	0.00
7. Other Outgo (excluding Transfers of Indirect Costs)	7100-7299, 7400-7499	149,978.00	0.00%	149,978.00	0.00%	149,978.00
8. Other Outgo - Transfers of Indirect Costs	7300-7399	0.00	0.00%	0.00	0.00%	0.00
9. Other Financing Uses						
a. Transfers Out	7600-7629	0.00	0.00%	0.00	0.00%	0.00
b. Other Uses	7630-7699	0.00	0.00%	0.00	0.00%	0.00
10. Other Adjustments (Explain in Section F below)				0.00		0.00
11. Total (Sum lines B1 thru B10)		12,490,469.43	-7.31%	11,577,174.48	9.54%	12,681,572.53

Description	Object Codes	2023-24 Budget (Form 01) (A)	% Change (Cols. C-A/A) (B)	2024-25 Projection (C)	% Change (Cols. E-C/C) (D)	2025-26 Projection (E)
C. NET INCREASE (DECREASE) IN FUND BALANCE (Line A6 minus line B11)		(708,595.18)		(167,717.96)		(1,237,970.09)
D. FUND BALANCE						
1. Net Beginning Fund Balance (Form 01, line F1e)		3,674,172.47		2,965,577.29		2,797,859.33
2. Ending Fund Balance (Sum lines C and D1)		2,965,577.29		2,797,859.33		1,559,889.24
3. Components of Ending Fund Balance						
a. Nonspendable	9710-9719	0.00		0.00		0.00
b. Restricted	9740					
c. Committed						
1. Stabilization Arrangements	9750	0.00		0.00		0.00
2. Other Commitments	9760	0.00		0.00		0.00
d. Assigned	9780	0.00		0.00		0.00
e. Unassigned/Unappropriated						
1. Reserve for Economic Uncertainties	9789	629,329.94		687,766.13		646,601.37
2. Unassigned/Unappropriated	9790	2,336,247.35		2,110,093.20		913,287.87
f. Total Components of Ending Fund Balance (Line D3f must agree with line D2)		2,965,577.29		2,797,859.33		1,559,889.24
E. AVAILABLE RESERVES						
1. General Fund						
a. Stabilization Arrangements	9750	0.00		0.00		0.00
b. Reserve for Economic Uncertainties	9789	629,329.94		687,766.13		646,601.37
c. Unassigned/Unappropriated	9790	2,336,247.35		2,110,093.20		913,287.87
(Enter reserve projections for subsequent years 1 and 2 in Columns C and E; current year - Column A - is extracted.)						
2. Special Reserve Fund - Noncapital Outlay (Fund 17)						
a. Stabilization Arrangements	9750			0.00		0.00
b. Reserve for Economic Uncertainties	9789			0.00		0.00
c. Unassigned/Unappropriated	9790			0.00		0.00
3. Total Available Reserves (Sum lines E1a thru E2c)		2,965,577.29		2,797,859.33		1,559,889.24

F. ASSUMPTIONS

Please provide below or on a separate attachment, the assumptions used to determine the projections for the first and second subsequent fiscal years. Further, please include an explanation for any significant expenditure adjustments projected in lines B1d, B2d, and B10. For additional information, please refer to the Budget Assumptions section of the SACS Financial Reporting Software User Guide.

In 24/25 we plan to move some employees salaries to restricted funds and then move them back to unrestricted in 25/26 and 26/27.

Description	Object Codes	2023-24 Budget (Form 01) (A)	% Change (Cols. C-A/A) (B)	2024-25 Projection (C)	% Change (Cols. E-C/C) (D)	2025-26 Projection (E)
(Enter projections for subsequent years 1 and 2 in Columns C and E; current year - Column A - is extracted)						
A. REVENUES AND OTHER FINANCING SOURCES						
1. LCFF/Revenue Limit Sources	8010-8099	0.00	0.00%	0.00	0.00%	0.00
2. Federal Revenues	8100-8299	982,416.31	-20.86%	777,468.31	0.00%	777,468.31
3. Other State Revenues	8300-8599	2,648,996.88	-53.39%	1,234,710.03	1.72%	1,255,974.93
4. Other Local Revenues	8600-8799	432,308.88	-11.57%	382,308.88	0.00%	382,308.88
5. Other Financing Sources						
a. Transfers In	8900-8929	0.00	0.00%	0.00	0.00%	0.00
b. Other Sources	8930-8979	0.00	0.00%	0.00	0.00%	0.00
c. Contributions	8980-8999	710,825.35	22.19%	868,553.88	-2.67%	845,328.04
6. Total (Sum lines A1 thru A5c)		4,774,547.42	-31.66%	3,263,041.10	-0.06%	3,261,080.16
B. EXPENDITURES AND OTHER FINANCING USES						
1. Certificated Salaries						
a. Base Salaries				552,293.30		1,110,577.71
b. Step & Column Adjustment				8,284.41		8,408.66
c. Cost-of-Living Adjustment				0.00		0.00
d. Other Adjustments				550,000.00		0.00
e. Total Certificated Salaries (Sum lines B1a thru B1d)	1000-1999	552,293.30	101.08%	1,110,577.71	0.76%	1,118,986.37
2. Classified Salaries						
a. Base Salaries				628,913.21		1,153,346.91
b. Step & Column Adjustment				9,433.70		9,575.20
c. Cost-of-Living Adjustment				0.00		0.00
d. Other Adjustments				515,000.00		(515,000.00)
e. Total Classified Salaries (Sum lines B2a thru B2d)	2000-2999	628,913.21	83.39%	1,153,346.91	-43.82%	647,922.11
3. Employee Benefits	3000-3999	1,026,970.51	37.45%	1,411,541.67	-15.31%	1,195,387.58
4. Books and Supplies	4000-4999	69,300.00	282.33%	264,951.55	-77.97%	58,368.64
5. Services and Other Operating Expenditures	5000-5999	715,301.99	-76.82%	165,782.77	28.36%	212,797.03
6. Capital Outlay	6000-6999	0.00	0.00%	1,260,778.24	-100.00%	0.00
7. Other Outgo (excluding Transfers of Indirect Costs)	7100-7299, 7400-7499	0.00	0.00%	0.00	0.00%	0.00
8. Other Outgo - Transfers of Indirect Costs	7300-7399	0.00	0.00%	0.00	0.00%	0.00
9. Other Financing Uses						
a. Transfers Out	7600-7629	250,000.00	0.00%	250,000.00	0.00%	250,000.00
b. Other Uses	7630-7699	0.00	0.00%	0.00	0.00%	0.00
10. Other Adjustments (Explain in Section F below)				0.00		0.00
11. Total (Sum lines B1 thru B10)		3,242,779.01	73.21%	5,616,978.85	-37.98%	3,483,461.73
C. NET INCREASE (DECREASE) IN FUND BALANCE (Line A6 minus line B11)		1,531,768.41		(2,353,937.75)		(222,381.57)

Description	Object Codes	2023-24 Budget (Form 01) (A)	% Change (Cols. C-A/A) (B)	2024-25 Projection (C)	% Change (Cols. E-C/C) (D)	2025-26 Projection (E)
D. FUND BALANCE						
1. Net Beginning Fund Balance (Form 01, line F1e)		3,899,000.42		5,430,768.83		3,076,831.08
2. Ending Fund Balance (Sum lines C and D1)		5,430,768.83		3,076,831.08		2,854,449.51
3. Components of Ending Fund Balance						
a. Nonspendable	9710-9719	0.00		0.00		0.00
b. Restricted	9740	5,430,768.83		3,076,831.08		2,854,449.51
c. Committed						
1. Stabilization Arrangements	9750					
2. Other Commitments	9760					
d. Assigned	9780					
e. Unassigned/Unappropriated						
1. Reserve for Economic Uncertainties	9789					
2. Unassigned/Unappropriated	9790	0.00		0.00		0.00
f. Total Components of Ending Fund Balance (Line D3f must agree with line D2)		5,430,768.83		3,076,831.08		2,854,449.51
E. AVAILABLE RESERVES						
1. General Fund						
a. Stabilization Arrangements	9750					
b. Reserve for Economic Uncertainties	9789					
c. Unassigned/Unappropriated	9790					
(Enter reserve projections for subsequent years 1 and 2 in Columns C and E; current year - Column A - is extracted.)						
2. Special Reserve Fund - Noncapital Outlay (Fund 17)						
a. Stabilization Arrangements	9750					
b. Reserve for Economic Uncertainties	9789					
c. Unassigned/Unappropriated	9790					
3. Total Available Reserves (Sum lines E1a thru E2c)						

F. ASSUMPTIONS

Please provide below or on a separate attachment, the assumptions used to determine the projections for the first and second subsequent fiscal years. Further, please include an explanation for any significant expenditure adjustments projected in lines B1d, B2d, and B10. For additional information, please refer to the Budget Assumptions section of the SACS Financial Reporting Software User Guide.

In 24/25 we plan to move some employees salaries to restricted funds and then move them back to unrestricted in 25/26 and 26/27.

Description	Object Codes	2023-24 Budget (Form 01) (A)	% Change (Cols. C-A/A) (B)	2024-25 Projection (C)	% Change (Cols. E-C/C) (D)	2025-26 Projection (E)
(Enter projections for subsequent years 1 and 2 in Columns C and E; current year - Column A - is extracted)						
A. REVENUES AND OTHER FINANCING SOURCES						
1. LCFF/Revenue Limit Sources	8010-8099	11,672,804.00	-1.73%	11,470,570.00	0.12%	11,484,343.00
2. Federal Revenues	8100-8299	1,187,305.31	-17.26%	982,357.31	0.00%	982,357.31
3. Other State Revenues	8300-8599	2,827,112.28	-50.29%	1,405,482.05	1.21%	1,422,456.33
4. Other Local Revenues	8600-8799	669,200.08	-8.24%	614,088.26	0.23%	615,525.96
5. Other Financing Sources						
a. Transfers In	8900-8929	0.00	0.00%	0.00	0.00%	0.00
b. Other Sources	8930-8979	200,000.00	0.00%	200,000.00	0.00%	200,000.00
c. Contributions	8980-8999	0.00	0.00%	0.00	0.00%	0.00
6. Total (Sum lines A1 thru A5c)		16,556,421.67	-11.38%	14,672,497.62	0.22%	14,704,682.60
B. EXPENDITURES AND OTHER FINANCING USES						
1. Certificated Salaries						
a. Base Salaries				5,728,020.39		5,813,940.71
b. Step & Column Adjustment				85,920.32		87,209.11
c. Cost-of-Living Adjustment				0.00		0.00
d. Other Adjustments				0.00		0.00
e. Total Certificated Salaries (Sum lines B1a thru B1d)	1000-1999	5,728,020.39	1.50%	5,813,940.71	1.50%	5,901,149.82
2. Classified Salaries						
a. Base Salaries				2,936,778.44		2,980,830.12
b. Step & Column Adjustment				44,051.68		44,712.45
c. Cost-of-Living Adjustment				0.00		0.00
d. Other Adjustments				0.00		0.00
e. Total Classified Salaries (Sum lines B2a thru B2d)	2000-2999	2,936,778.44	1.50%	2,980,830.12	1.50%	3,025,542.57
3. Employee Benefits	3000-3999	4,725,637.93	0.48%	4,748,508.31	1.07%	4,799,525.79
4. Books and Supplies	4000-4999	389,500.00	0.10%	389,873.59	1.81%	396,947.25
5. Services and Other Operating Expenditures	5000-5999	1,553,333.68	3.02%	1,600,244.36	2.60%	1,641,890.83
6. Capital Outlay	6000-6999	0.00	0.00%	1,260,778.24	-100.00%	0.00
7. Other Outgo (excluding Transfers of Indirect Costs)	7100-7299, 7400-7499	149,978.00	0.00%	149,978.00	0.00%	149,978.00
8. Other Outgo - Transfers of Indirect Costs	7300-7399	0.00	0.00%	0.00	0.00%	0.00
9. Other Financing Uses						
a. Transfers Out	7600-7629	250,000.00	0.00%	250,000.00	0.00%	250,000.00
b. Other Uses	7630-7699	0.00	0.00%	0.00	0.00%	0.00
10. Other Adjustments				0.00		0.00
11. Total (Sum lines B1 thru B10)		15,733,248.44	9.29%	17,194,153.33	-5.99%	16,165,034.26
C. NET INCREASE (DECREASE) IN FUND BALANCE (Line A6 minus line B11)		823,173.23		(2,521,655.71)		(1,460,351.66)

Description	Object Codes	2023-24 Budget (Form 01) (A)	% Change (Cols. C-A/A) (B)	2024-25 Projection (C)	% Change (Cols. E-C/C) (D)	2025-26 Projection (E)
D. FUND BALANCE						
1. Net Beginning Fund Balance (Form 01, line F1e)		7,573,172.89		8,396,346.12		5,874,690.41
2. Ending Fund Balance (Sum lines C and D1)		8,396,346.12		5,874,690.41		4,414,338.75
3. Components of Ending Fund Balance						
a. Nonspendable	9710-9719	0.00		0.00		0.00
b. Restricted	9740	5,430,768.83		3,076,831.08		2,854,449.51
c. Committed						
1. Stabilization Arrangements	9750	0.00		0.00		0.00
2. Other Commitments	9760	0.00		0.00		0.00
d. Assigned	9780	0.00		0.00		0.00
e. Unassigned/Unappropriated						
1. Reserve for Economic Uncertainties	9789	629,329.94		687,766.13		646,601.37
2. Unassigned/Unappropriated	9790	2,336,247.35		2,110,093.20		913,287.87
f. Total Components of Ending Fund Balance (Line D3f must agree with line D2)		8,396,346.12		5,874,690.41		4,414,338.75
E. AVAILABLE RESERVES						
1. General Fund						
a. Stabilization Arrangements	9750	0.00		0.00		0.00
b. Reserve for Economic Uncertainties	9789	629,329.94		687,766.13		646,601.37
c. Unassigned/Unappropriated	9790	2,336,247.35		2,110,093.20		913,287.87
d. Negative Restricted Ending Balances (Negative resources 2000-9999)	979Z			0.00		0.00
2. Special Reserve Fund - Noncapital Outlay (Fund 17)						
a. Stabilization Arrangements	9750	0.00		0.00		0.00
b. Reserve for Economic Uncertainties	9789	0.00		0.00		0.00
c. Unassigned/Unappropriated	9790	0.00		0.00		0.00
3. Total Available Reserves - by Amount (Sum lines E1a thru E2c)		2,965,577.29		2,797,859.33		1,559,889.24
4. Total Available Reserves - by Percent (Line E3 divided by Line F3c)		18.85%		16.27%		9.65%
F. RECOMMENDED RESERVES						
1. Special Education Pass-through Exclusions						
For districts that serve as the administrative unit (AU) of a special education local plan area (SELPA):						
a. Do you choose to exclude from the reserve calculation the pass-through funds distributed to SELPA members?	YES					

Description	Object Codes	2023-24 Budget (Form 01) (A)	% Change (Cols. C-A/A) (B)	2024-25 Projection (C)	% Change (Cols. E-C/C) (D)	2025-26 Projection (E)
b. If you are the SELPA AU and are excluding special education pass-through funds:						
1. Enter the name(s) of the SELPA(s):						
2. Special education pass-through funds (Column A: Fund 10, resources 3300-3499, 6500-6540 and 6546, objects 7211-7213 and 7221-7223; enter projections for subsequent years 1 and 2 in Columns C and E)		0.00				
2. District ADA						
Used to determine the reserve standard percentage level on line F3d (Col. A: Form A, Estimated P-2 ADA column, Lines A4 and C4; enter projections)		813.71		821.77		795.42
3. Calculating the Reserves						
a. Expenditures and Other Financing Uses (Line B11)		15,733,248.44		17,194,153.33		16,165,034.26
b. Plus: Special Education Pass-through Funds (Line F1b2, if Line F1a is No)		0.00		0.00		0.00
c. Total Expenditures and Other Financing Uses (Line F3a plus line F3b)		15,733,248.44		17,194,153.33		16,165,034.26
d. Reserve Standard Percentage Level (Refer to Form 01CS, Criterion 10 for calculation details)		4.00%		4.00%		4.00%
e. Reserve Standard - By Percent (Line F3c times F3d)		629,329.94		687,766.13		646,601.37
f. Reserve Standard - By Amount (Refer to Form 01CS, Criterion 10 for calculation details)		80,000.00		80,000.00		80,000.00
g. Reserve Standard (Greater of Line F3e or F3f)		629,329.94		687,766.13		646,601.37
h. Available Reserves (Line E3) Meet Reserve Standard (Line F3g)		YES		YES		YES

Description	Resource Codes	Object Codes	2022-23 Estimated Actuals Unrestricted (A)	Restricted (B)	Total Fund col. A + B (C)	2023-24 Budget Unrestricted (D)	Restricted (E)	Total Fund col. D + E (F)	% Diff Column C & F
A. REVENUES									
1) LCFF Sources		8010-8099	11,124,776.00	0.00	11,124,776.00	11,672,804.00	0.00	11,672,804.00	4.9%
2) Federal Revenue		8100-8299	204,889.00	3,452,067.00	3,656,956.00	204,889.00	982,416.31	1,187,305.31	-67.5%
3) Other State Revenue		8300-8599	167,603.00	1,241,881.00	1,409,484.00	178,115.40	2,648,996.88	2,827,112.28	100.6%
4) Other Local Revenue		8600-8799	236,891.20	257,572.00	494,463.20	236,891.20	432,308.88	669,200.08	35.3%
5) TOTAL, REVENUES			11,734,159.20	4,951,520.00	16,685,679.20	12,292,699.60	4,063,722.07	16,356,421.67	-2.0%
B. EXPENDITURES									
1) Certificated Salaries		1000-1999	5,168,948.70	610,173.63	5,779,122.33	5,175,727.09	552,293.30	5,728,020.39	-0.9%
2) Classified Salaries		2000-2999	1,719,282.45	749,115.79	2,468,398.24	2,307,865.23	628,913.21	2,936,778.44	19.0%
3) Employee Benefits		3000-3999	3,252,490.85	679,794.55	3,932,285.40	3,698,667.42	1,026,970.51	4,725,637.93	20.2%
4) Books and Supplies		4000-4999	320,200.00	69,300.00	389,500.00	320,200.00	69,300.00	389,500.00	0.0%
5) Services and Other Operating Expenditures		5000-5999	1,523,750.00	81,450.00	1,605,200.00	838,031.69	715,301.99	1,553,333.68	-3.2%
6) Capital Outlay		6000-6999	0.00	1,750,162.96	1,750,162.96	0.00	0.00	0.00	-100.0%
7) Other Outgo (excluding Transfers of Indirect Costs)		7100-7299 7400-7499	149,978.00	0.00	149,978.00	149,978.00	0.00	149,978.00	0.0%
8) Other Outgo - Transfers of Indirect Costs		7300-7399	0.00	0.00	0.00	0.00	0.00	0.00	0.0%
9) TOTAL, EXPENDITURES			12,134,650.00	3,939,996.93	16,074,646.93	12,490,469.43	2,992,779.01	15,483,248.44	-3.7%
C. EXCESS (DEFICIENCY) OF REVENUES OVER EXPENDITURES BEFORE OTHER FINANCING SOURCES AND USES (A5 - B9)			(400,490.80)	1,011,523.07	611,032.27	(197,769.83)	1,070,943.06	873,173.23	42.9%
D. OTHER FINANCING SOURCES/USES									
1) Interfund Transfers									
a) Transfers In		8900-8929	0.00	0.00	0.00	0.00	0.00	0.00	0.0%
b) Transfers Out		7600-7629	0.00	250,000.00	250,000.00	0.00	250,000.00	250,000.00	0.0%
2) Other Sources/Uses									
a) Sources		8930-8979	200,000.00	0.00	200,000.00	200,000.00	0.00	200,000.00	0.0%
b) Uses		7630-7699	0.00	0.00	0.00	0.00	0.00	0.00	0.0%
3) Contributions		8980-8999	(1,272,016.96)	1,272,016.96	0.00	(710,825.35)	710,825.35	0.00	0.0%
4) TOTAL, OTHER FINANCING SOURCES/USES			(1,072,016.96)	1,022,016.96	(50,000.00)	(510,825.35)	460,825.35	(50,000.00)	0.0%
E. NET INCREASE (DECREASE) IN FUND BALANCE (C + D4)			(1,472,507.76)	2,033,540.03	561,032.27	(708,595.18)	1,531,768.41	823,173.23	46.7%
F. FUND BALANCE, RESERVES									
1) Beginning Fund Balance									
a) As of July 1 - Unaudited		9791	5,146,680.23	1,865,460.39	7,012,140.62	3,674,172.47	3,899,000.42	7,573,172.89	8.0%
b) Audit Adjustments		9793	0.00	0.00	0.00	0.00	0.00	0.00	0.0%

Description	Resource Codes	Object Codes	2022-23 Estimated Actuals Unrestricted (A)	Restricted (B)	Total Fund col. A + B (C)	2023-24 Budget Unrestricted (D)	Restricted (E)	Total Fund col. D + E (F)	% Diff Column C & F
c) As of July 1 - Audited (F1a + F1b)			5,146,680.23	1,865,460.39	7,012,140.62	3,674,172.47	3,899,000.42	7,573,172.89	8.0%
d) Other Restatements		9795	0.00	0.00	0.00	0.00	0.00	0.00	0.0%
e) Adjusted Beginning Balance (F1c + F1d)			5,146,680.23	1,865,460.39	7,012,140.62	3,674,172.47	3,899,000.42	7,573,172.89	8.0%
2) Ending Balance, June 30 (E + F1e)			3,674,172.47	3,899,000.42	7,573,172.89	2,965,577.29	5,430,768.83	8,396,346.12	10.9%
Components of Ending Fund Balance									
a) Nonspendable									
Revolving Cash		9711	2,000.00	0.00	2,000.00	0.00	0.00	0.00	-100.0%
Stores		9712	0.00	0.00	0.00	0.00	0.00	0.00	0.0%
Prepaid Items		9713	152,668.00	0.00	152,668.00	0.00	0.00	0.00	-100.0%
All Others		9719	0.00	0.00	0.00	0.00	0.00	0.00	0.0%
b) Restricted		9740	0.00	3,949,000.42	3,949,000.42	0.00	5,430,768.83	5,430,768.83	37.5%
c) Committed									
Stabilization Arrangements		9750	0.00	0.00	0.00	0.00	0.00	0.00	0.0%
Other Commitments		9760	0.00	0.00	0.00	0.00	0.00	0.00	0.0%
d) Assigned									
Other Assignments		9780	0.00	0.00	0.00	0.00	0.00	0.00	0.0%
e) Unassigned/Unappropriated									
Reserve for Economic Uncertainties		9789	681,698.00	0.00	681,698.00	629,329.94	0.00	629,329.94	-7.7%
Unassigned/Unappropriated Amount		9790	2,837,806.47	(50,000.00)	2,787,806.47	2,336,247.35	0.00	2,336,247.35	-16.2%
G. ASSETS									
1) Cash									
a) in County Treasury		9110	3,721,413.86	2,434,755.10	6,156,168.96				
1) Fair Value Adjustment to Cash in County Treasury		9111	0.00	0.00	0.00				
b) in Banks		9120	65.18	60,736.73	60,801.91				
c) in Revolving Cash Account		9130	2,000.00	0.00	2,000.00				
d) with Fiscal Agent/Trustee		9135	0.00	0.00	0.00				
e) Collections Awaiting Deposit		9140	0.00	0.00	0.00				
2) Investments		9150	1,654.51	0.00	1,654.51				
3) Accounts Receivable		9200	1,097,955.62	827,331.56	1,925,287.18				
4) Due from Grantor Government		9290	0.00	0.00	0.00				
5) Due from Other Funds		9310	112,301.45	0.00	112,301.45				
6) Stores		9320	0.00	0.00	0.00				
7) Prepaid Expenditures		9330	152,668.00	0.00	152,668.00				
8) Other Current Assets		9340	0.00	0.00	0.00				

Description	Resource Codes	Object Codes	2022-23 Estimated Actuals Unrestricted (A)	Restricted (B)	Total Fund col. A + B (C)	2023-24 Budget Unrestricted (D)	Restricted (E)	Total Fund col. D + E (F)	% Diff Column C & F
9) Lease Receivable		9380	0.00	0.00	0.00				
10) TOTAL, ASSETS			5,088,058.62	3,322,823.39	8,410,882.01				
H. DEFERRED OUTFLOWS OF RESOURCES									
1) Deferred Outflows of Resources		9490	0.00	0.00	0.00				
2) TOTAL, DEFERRED OUTFLOWS			0.00	0.00	0.00				
I. LIABILITIES									
1) Accounts Payable		9500	(540,751.35)	64,583.98	(476,167.37)				
2) Due to Grantor Governments		9590	0.00	0.00	0.00				
3) Due to Other Funds		9610	0.00	250,000.00	250,000.00				
4) Current Loans		9640	0.00	0.00	0.00				
5) Unearned Revenue		9650	0.00	0.00	0.00				
6) TOTAL, LIABILITIES			(540,751.35)	314,583.98	(226,167.37)				
J. DEFERRED INFLOWS OF RESOURCES									
1) Deferred Inflows of Resources		9690	0.00	0.00	0.00				
2) TOTAL, DEFERRED INFLOWS			0.00	0.00	0.00				
K. FUND EQUITY									
Ending Fund Balance, June 30 (G10 + H2) - (I6 + J2)			5,628,809.97	3,008,239.41	8,637,049.38				
LCFF SOURCES									
Principal Apportionment									
State Aid - Current Year		8011	6,194,802.00	0.00	6,194,802.00	6,461,722.00	0.00	6,461,722.00	4.3%
Education Protection Account State Aid - Current Year		8012	2,365,716.00	0.00	2,365,716.00	2,646,824.00	0.00	2,646,824.00	11.9%
State Aid - Prior Years		8019	0.00	0.00	0.00	0.00	0.00	0.00	0.0%
Tax Relief Subventions									
Homeowners' Exemptions		8021	22,500.00	0.00	22,500.00	22,500.00	0.00	22,500.00	0.0%
Timber Yield Tax		8022	2,000.00	0.00	2,000.00	2,000.00	0.00	2,000.00	0.0%
Other Subventions/In-Lieu Taxes		8029	0.00	0.00	0.00	0.00	0.00	0.00	0.0%
County & District Taxes									
Secured Roll Taxes		8041	2,499,617.00	0.00	2,499,617.00	2,499,617.00	0.00	2,499,617.00	0.0%
Unsecured Roll Taxes		8042	67,041.00	0.00	67,041.00	67,041.00	0.00	67,041.00	0.0%
Prior Years' Taxes		8043	0.00	0.00	0.00	0.00	0.00	0.00	0.0%
Supplemental Taxes		8044	2,000.00	0.00	2,000.00	2,000.00	0.00	2,000.00	0.0%
Education Revenue Augmentation Fund (ERAF)		8045	(28,900.00)	0.00	(28,900.00)	(28,900.00)	0.00	(28,900.00)	0.0%

Description	Resource Codes	Object Codes	2022-23 Estimated Actuals Unrestricted (A)	Restricted (B)	Total Fund col. A + B (C)	2023-24 Budget Unrestricted (D)	Restricted (E)	Total Fund col. D + E (F)	% Diff Column C & F
Community Redevelopment Funds (SB 617/699/1992)		8047	0.00	0.00	0.00	0.00	0.00	0.00	0.0%
Penalties and Interest from Delinquent Taxes		8048	0.00	0.00	0.00	0.00	0.00	0.00	0.0%
Miscellaneous Funds (EC 41604)									
Royalties and Bonuses		8081	0.00	0.00	0.00	0.00	0.00	0.00	0.0%
Other In-Lieu Taxes		8082	0.00	0.00	0.00	0.00	0.00	0.00	0.0%
Less: Non-LCFF (50%) Adjustment		8089	0.00	0.00	0.00	0.00	0.00	0.00	0.0%
Subtotal, LCFF Sources			11,124,776.00	0.00	11,124,776.00	11,672,804.00	0.00	11,672,804.00	4.9%
LCFF Transfers									
Unrestricted LCFF Transfers - Current Year	0000	8091	0.00		0.00	0.00		0.00	0.0%
All Other LCFF Transfers - Current Year	All Other	8091	0.00	0.00	0.00	0.00	0.00	0.00	0.0%
Transfers to Charter Schools in Lieu of Property Taxes		8096	0.00	0.00	0.00	0.00	0.00	0.00	0.0%
Property Taxes Transfers		8097	0.00	0.00	0.00	0.00	0.00	0.00	0.0%
LCFF/Revenue Limit Transfers - Prior Years		8099	0.00	0.00	0.00	0.00	0.00	0.00	0.0%
TOTAL, LCFF SOURCES			11,124,776.00	0.00	11,124,776.00	11,672,804.00	0.00	11,672,804.00	4.9%
FEDERAL REVENUE									
Maintenance and Operations		8110	0.00	0.00	0.00	0.00	0.00	0.00	0.0%
Special Education Entitlement		8181	0.00	159,734.00	159,734.00	0.00	181,516.31	181,516.31	13.6%
Special Education Discretionary Grants		8182	0.00	18,000.00	18,000.00	0.00	18,000.00	18,000.00	0.0%
Child Nutrition Programs		8220	0.00	0.00	0.00	0.00	0.00	0.00	0.0%
Donated Food Commodities		8221	0.00	0.00	0.00	0.00	0.00	0.00	0.0%
Forest Reserve Funds		8260	204,889.00	0.00	204,889.00	204,889.00	0.00	204,889.00	0.0%
Flood Control Funds		8270	0.00	0.00	0.00	0.00	0.00	0.00	0.0%
Wildlife Reserve Funds		8280	0.00	0.00	0.00	0.00	0.00	0.00	0.0%
FEMA		8281	0.00	0.00	0.00	0.00	0.00	0.00	0.0%
Interagency Contracts Between LEAs		8285	0.00	0.00	0.00	0.00	0.00	0.00	0.0%
Pass-Through Revenues from Federal Sources		8287	0.00	0.00	0.00	0.00	0.00	0.00	0.0%
Title I, Part A, Basic	3010	8290		434,595.00	434,595.00		434,595.00	434,595.00	0.0%
Title I, Part D, Local Delinquent Programs	3025	8290		0.00	0.00		0.00	0.00	0.0%
Title II, Part A, Supporting Effective Instruction	4035	8290		49,080.00	49,080.00		40,761.00	40,761.00	-16.9%
Title III, Part A, Immigrant Student Program	4201	8290		0.00	0.00		0.00	0.00	0.0%
Title III, Part A, English Learner Program	4203	8290		0.00	0.00		0.00	0.00	0.0%
Public Charter Schools Grant Program (PCSGP)	4610	8290		0.00	0.00		0.00	0.00	0.0%

Description	Resource Codes	Object Codes	2022-23 Estimated Actuals Unrestricted (A)	Restricted (B)	Total Fund col. A + B (C)	2023-24 Budget Unrestricted (D)	Restricted (E)	Total Fund col. D + E (F)	% Diff Column C & F
Other NCLB / Every Student Succeeds Act	3040, 3060, 3061, 3110, 3150, 3155, 3180, 3182, 4037, 4123, 4124, 4126, 4127, 4128, 5630	8290		0.00	0.00		34,037.00	34,037.00	New
Career and Technical Education	3500-3599	8290		0.00	0.00		0.00	0.00	0.0%
All Other Federal Revenue	All Other	8290	0.00	2,790,658.00	2,790,658.00	0.00	273,507.00	273,507.00	-90.2%
TOTAL, FEDERAL REVENUE			204,889.00	3,452,067.00	3,656,956.00	204,889.00	982,416.31	1,187,305.31	-67.5%
OTHER STATE REVENUE									
Other State Apportionments									
ROC/P Entitlement									
Prior Years	6360	8319		0.00	0.00		0.00	0.00	0.0%
Special Education Master Plan									
Current Year	6500	8311		0.00	0.00		0.00	0.00	0.0%
Prior Years	6500	8319		0.00	0.00		0.00	0.00	0.0%
All Other State Apportionments - Current Year	All Other	8311	0.00	0.00	0.00	0.00	0.00	0.00	0.0%
All Other State Apportionments - Prior Years	All Other	8319	0.00	0.00	0.00	0.00	0.00	0.00	0.0%
Child Nutrition Programs		8520	0.00	0.00	0.00	0.00	0.00	0.00	0.0%
Mandated Costs Reimbursements		8550	30,065.00	0.00	30,065.00	30,366.70	0.00	30,366.70	1.0%
Lottery - Unrestricted and Instructional Materials		8560	137,538.00	44,929.00	182,467.00	147,748.70	58,230.37	205,979.07	12.9%
Tax Relief Subventions									
Restricted Levies - Other									
Homeowners' Exemptions		8575	0.00	0.00	0.00	0.00	0.00	0.00	0.0%
Other Subventions/In-Lieu Taxes		8576	0.00	0.00	0.00	0.00	0.00	0.00	0.0%
Pass-Through Revenues from									
State Sources		8587	0.00	0.00	0.00	0.00	0.00	0.00	0.0%
After School Education and Safety (ASES)	6010	8590		0.00	0.00		0.00	0.00	0.0%
Charter School Facility Grant	6030	8590		0.00	0.00		0.00	0.00	0.0%
Drug/Alcohol/Tobacco Funds	6650, 6690, 6695	8590		0.00	0.00		0.00	0.00	0.0%
California Clean Energy Jobs Act	6230	8590		0.00	0.00		0.00	0.00	0.0%
Career Technical Education Incentive Grant Program	6387	8590		0.00	0.00		0.00	0.00	0.0%
American Indian Early Childhood Education	7210	8590		53,000.00	53,000.00		53,000.00	53,000.00	0.0%
Specialized Secondary	7370	8590		0.00	0.00		0.00	0.00	0.0%
All Other State Revenue	All Other	8590	0.00	1,143,952.00	1,143,952.00	0.00	2,537,766.51	2,537,766.51	121.8%
TOTAL, OTHER STATE REVENUE			167,603.00	1,241,881.00	1,409,484.00	178,115.40	2,648,996.88	2,827,112.28	100.6%
OTHER LOCAL REVENUE									

Description	Resource Codes	Object Codes	2022-23 Estimated Actuals Unrestricted (A)	Restricted (B)	Total Fund col. A + B (C)	2023-24 Budget Unrestricted (D)	Restricted (E)	Total Fund col. D + E (F)	% Diff Column C & F
Other Local Revenue									
County and District Taxes									
Other Restricted Levies									
Secured Roll		8615	0.00	0.00	0.00	0.00	0.00	0.00	0.0%
Unsecured Roll		8616	0.00	0.00	0.00	0.00	0.00	0.00	0.0%
Prior Years' Taxes		8617	0.00	0.00	0.00	0.00	0.00	0.00	0.0%
Supplemental Taxes		8618	0.00	0.00	0.00	0.00	0.00	0.00	0.0%
Non-Ad Valorem Taxes									
Parcel Taxes		8621	0.00	0.00	0.00	0.00	0.00	0.00	0.0%
Other		8622	0.00	0.00	0.00	0.00	0.00	0.00	0.0%
Community Redevelopment Funds Not Subject to LCFF Deduction		8625	0.00	0.00	0.00	0.00	0.00	0.00	0.0%
Penalties and Interest from Delinquent Non-LCFF Taxes		8629	0.00	0.00	0.00	0.00	0.00	0.00	0.0%
Sales									
Sale of Equipment/Supplies		8631	0.00	0.00	0.00	0.00	0.00	0.00	0.0%
Sale of Publications		8632	0.00	0.00	0.00	0.00	0.00	0.00	0.0%
Food Service Sales		8634	0.00	0.00	0.00	0.00	0.00	0.00	0.0%
All Other Sales		8639	0.00	0.00	0.00	0.00	0.00	0.00	0.0%
Leases and Rentals		8650	5,000.00	0.00	5,000.00	5,000.00	0.00	5,000.00	0.0%
Interest		8660	50,000.00	0.00	50,000.00	50,000.00	0.00	50,000.00	0.0%
Net Increase (Decrease) in the Fair Value of Investments		8662	0.00	0.00	0.00	0.00	0.00	0.00	0.0%
Fees and Contracts									
Adult Education Fees		8671	0.00	0.00	0.00	0.00	0.00	0.00	0.0%
Non-Resident Students		8672	0.00	0.00	0.00	0.00	0.00	0.00	0.0%
Transportation Fees From Individuals		8675	0.00	0.00	0.00	0.00	0.00	0.00	0.0%
Interagency Services		8677	0.00	257,572.00	257,572.00	0.00	257,572.00	257,572.00	0.0%
Mitigation/Developer Fees		8681	0.00	0.00	0.00	0.00	0.00	0.00	0.0%
All Other Fees and Contracts		8689	0.00	0.00	0.00	0.00	0.00	0.00	0.0%
Other Local Revenue									
Plus: Miscellaneous Funds Non-LCFF (50 Percent) Adjustment		8691	0.00	0.00	0.00	0.00	0.00	0.00	0.0%
Pass-Through Revenue from Local Sources		8697	0.00	0.00	0.00	0.00	0.00	0.00	0.0%
All Other Local Revenue		8699	181,891.20	0.00	181,891.20	181,891.20	50,000.00	231,891.20	27.5%
Tuition		8710	0.00	0.00	0.00	0.00	0.00	0.00	0.0%

Description	Resource Codes	Object Codes	2022-23 Estimated Actuals Unrestricted (A)	Restricted (B)	Total Fund col. A + B (C)	2023-24 Budget Unrestricted (D)	Restricted (E)	Total Fund col. D + E (F)	% Diff Column C & F
All Other Transfers In		8781-8783	0.00	0.00	0.00	0.00	0.00	0.00	0.0%
Transfers of Apportionments									
Special Education SELPA Transfers									
From Districts or Charter Schools	6500	8791		0.00	0.00		0.00	0.00	0.0%
From County Offices	6500	8792		0.00	0.00		124,736.88	124,736.88	New
From JPAs	6500	8793		0.00	0.00		0.00	0.00	0.0%
ROC/P Transfers									
From Districts or Charter Schools	6360	8791		0.00	0.00		0.00	0.00	0.0%
From County Offices	6360	8792		0.00	0.00		0.00	0.00	0.0%
From JPAs	6360	8793		0.00	0.00		0.00	0.00	0.0%
Other Transfers of Apportionments									
From Districts or Charter Schools	All Other	8791	0.00	0.00	0.00	0.00	0.00	0.00	0.0%
From County Offices	All Other	8792	0.00	0.00	0.00	0.00	0.00	0.00	0.0%
From JPAs	All Other	8793	0.00	0.00	0.00	0.00	0.00	0.00	0.0%
All Other Transfers In from All Others		8799	0.00	0.00	0.00	0.00	0.00	0.00	0.0%
TOTAL, OTHER LOCAL REVENUE			236,891.20	257,572.00	494,463.20	236,891.20	432,308.88	669,200.08	35.3%
TOTAL, REVENUES			11,734,159.20	4,951,520.00	16,685,679.20	12,292,699.60	4,063,722.07	16,356,421.67	-2.0%
CERTIFICATED SALARIES									
Certificated Teachers' Salaries		1100	4,253,262.65	610,173.63	4,863,436.28	4,302,696.19	552,293.30	4,854,989.49	-0.2%
Certificated Pupil Support Salaries		1200	252,721.05	0.00	252,721.05	159,807.60	0.00	159,807.60	-36.8%
Certificated Supervisors' and Administrators' Salaries		1300	662,965.00	0.00	662,965.00	709,665.00	0.00	709,665.00	7.0%
Other Certificated Salaries		1900	0.00	0.00	0.00	3,558.30	0.00	3,558.30	New
TOTAL, CERTIFICATED SALARIES			5,168,948.70	610,173.63	5,779,122.33	5,175,727.09	552,293.30	5,728,020.39	-0.9%
CLASSIFIED SALARIES									
Classified Instructional Salaries		2100	51,437.99	618,547.72	669,985.71	478,859.35	503,386.55	982,245.90	46.6%
Classified Support Salaries		2200	457,293.13	0.00	457,293.13	585,491.03	4,450.00	589,941.03	29.0%
Classified Supervisors' and Administrators' Salaries		2300	331,564.54	130,568.07	462,132.61	425,886.25	117,266.66	543,152.91	17.5%
Clerical, Technical and Office Salaries		2400	421,509.75	0.00	421,509.75	440,251.08	3,810.00	444,061.08	5.4%
Other Classified Salaries		2900	457,477.04	0.00	457,477.04	377,377.52	0.00	377,377.52	-17.5%
TOTAL, CLASSIFIED SALARIES			1,719,282.45	749,115.79	2,468,398.24	2,307,865.23	628,913.21	2,936,778.44	19.0%
EMPLOYEE BENEFITS									
STRS		3101-3102	987,269.17	116,543.17	1,103,812.34	1,007,094.48	590,935.41	1,598,029.89	44.8%
PERS		3201-3202	436,181.99	190,050.71	626,232.70	615,738.46	167,794.04	783,532.50	25.1%
OASDI/Medicare/Alternative		3301-3302	206,474.91	66,154.89	272,629.80	253,006.59	56,560.84	309,567.43	13.5%

Description	Resource Codes	Object Codes	2022-23 Estimated Actuals Unrestricted (A)	Restricted (B)	Total Fund col. A + B (C)	2023-24 Budget Unrestricted (D)	Restricted (E)	Total Fund col. D + E (F)	% Diff Column C & F
Health and Welfare Benefits		3401-3402	1,185,713.00	273,561.00	1,459,274.00	1,403,032.90	187,897.79	1,590,930.69	9.0%
Unemployment Insurance		3501-3502	34,441.30	6,796.47	41,237.77	3,790.28	590.59	4,380.87	-89.4%
Workers' Compensation		3601-3602	135,243.48	26,688.31	161,931.79	148,837.71	23,191.84	172,029.55	6.2%
OPEB, Allocated		3701-3702	267,167.00	0.00	267,167.00	267,167.00	0.00	267,167.00	0.0%
OPEB, Active Employees		3751-3752	0.00	0.00	0.00	0.00	0.00	0.00	0.0%
Other Employee Benefits		3901-3902	0.00	0.00	0.00	0.00	0.00	0.00	0.0%
TOTAL, EMPLOYEE BENEFITS			3,252,490.85	679,794.55	3,932,285.40	3,698,667.42	1,026,970.51	4,725,637.93	20.2%
BOOKS AND SUPPLIES									
Approved Textbooks and Core Curricula Materials		4100	25,000.00	0.00	25,000.00	25,000.00	0.00	25,000.00	0.0%
Books and Other Reference Materials		4200	5,000.00	5,000.00	10,000.00	5,000.00	5,000.00	10,000.00	0.0%
Materials and Supplies		4300	290,200.00	64,300.00	354,500.00	290,200.00	64,300.00	354,500.00	0.0%
Noncapitalized Equipment		4400	0.00	0.00	0.00	0.00	0.00	0.00	0.0%
Food		4700	0.00	0.00	0.00	0.00	0.00	0.00	0.0%
TOTAL, BOOKS AND SUPPLIES			320,200.00	69,300.00	389,500.00	320,200.00	69,300.00	389,500.00	0.0%
SERVICES AND OTHER OPERATING EXPENDITURES									
Subagreements for Services		5100	245,000.00	0.00	245,000.00	245,000.00	0.00	245,000.00	0.0%
Travel and Conferences		5200	70,500.00	200.00	70,700.00	27,500.00	200.00	27,700.00	-60.8%
Dues and Memberships		5300	3,550.00	0.00	3,550.00	3,550.00	0.00	3,550.00	0.0%
Insurance		5400 - 5450	125,600.00	0.00	125,600.00	125,600.00	0.00	125,600.00	0.0%
Operations and Housekeeping Services		5500	288,000.00	0.00	288,000.00	267,000.00	0.00	267,000.00	-7.3%
Rentals, Leases, Repairs, and Noncapitalized Improvements		5600	93,000.00	16,000.00	109,000.00	93,000.00	16,000.00	109,000.00	0.0%
Transfers of Direct Costs		5710	0.00	0.00	0.00	(587,418.31)	587,418.31	0.00	0.0%
Transfers of Direct Costs - Interfund		5750	0.00	0.00	0.00	0.00	0.00	0.00	0.0%
Professional/Consulting Services and Operating Expenditures		5800	664,500.00	65,250.00	729,750.00	637,200.00	111,683.68	748,883.68	2.6%
Communications		5900	33,600.00	0.00	33,600.00	26,600.00	0.00	26,600.00	-20.8%
TOTAL, SERVICES AND OTHER OPERATING EXPENDITURES			1,523,750.00	81,450.00	1,605,200.00	838,031.69	715,301.99	1,553,333.68	-3.2%
CAPITAL OUTLAY									
Land		6100	0.00	0.00	0.00	0.00	0.00	0.00	0.0%
Land Improvements		6170	0.00	0.00	0.00	0.00	0.00	0.00	0.0%
Buildings and Improvements of Buildings		6200	0.00	1,750,162.96	1,750,162.96	0.00	0.00	0.00	-100.0%
Books and Media for New School Libraries or Major Expansion of School Libraries		6300	0.00	0.00	0.00	0.00	0.00	0.00	0.0%
Equipment		6400	0.00	0.00	0.00	0.00	0.00	0.00	0.0%

Description	Resource Codes	Object Codes	2022-23 Estimated Actuals Unrestricted (A)	Restricted (B)	Total Fund col. A + B (C)	2023-24 Budget Unrestricted (D)	Restricted (E)	Total Fund col. D + E (F)	% Diff Column C & F
Equipment Replacement		6500	0.00	0.00	0.00	0.00	0.00	0.00	0.0%
Lease Assets		6600	0.00	0.00	0.00	0.00	0.00	0.00	0.0%
Subscription Assets		6700	0.00	0.00	0.00	0.00	0.00	0.00	0.0%
TOTAL, CAPITAL OUTLAY			0.00	1,750,162.96	1,750,162.96	0.00	0.00	0.00	-100.0%
OTHER OUTGO (excluding Transfers of Indirect Costs)									
Tuition									
Tuition for Instruction Under Interdistrict									
Attendance Agreements		7110	0.00	0.00	0.00	0.00	0.00	0.00	0.0%
State Special Schools		7130	0.00	0.00	0.00	0.00	0.00	0.00	0.0%
Tuition, Excess Costs, and/or Deficit Payments									
Payments to Districts or Charter Schools		7141	0.00	0.00	0.00	0.00	0.00	0.00	0.0%
Payments to County Offices		7142	149,978.00	0.00	149,978.00	149,978.00	0.00	149,978.00	0.0%
Payments to JPAs		7143	0.00	0.00	0.00	0.00	0.00	0.00	0.0%
Transfers of Pass-Through Revenues									
To Districts or Charter Schools		7211	0.00	0.00	0.00	0.00	0.00	0.00	0.0%
To County Offices		7212	0.00	0.00	0.00	0.00	0.00	0.00	0.0%
To JPAs		7213	0.00	0.00	0.00	0.00	0.00	0.00	0.0%
Special Education SELPA Transfers of Apportionments									
To Districts or Charter Schools	6500	7221		0.00	0.00		0.00	0.00	0.0%
To County Offices	6500	7222		0.00	0.00		0.00	0.00	0.0%
To JPAs	6500	7223		0.00	0.00		0.00	0.00	0.0%
ROC/P Transfers of Apportionments									
To Districts or Charter Schools	6360	7221		0.00	0.00		0.00	0.00	0.0%
To County Offices	6360	7222		0.00	0.00		0.00	0.00	0.0%
To JPAs	6360	7223		0.00	0.00		0.00	0.00	0.0%
Other Transfers of Apportionments	All Other	7221-7223	0.00	0.00	0.00	0.00	0.00	0.00	0.0%
All Other Transfers		7281-7283	0.00	0.00	0.00	0.00	0.00	0.00	0.0%
All Other Transfers Out to All Others		7299	0.00	0.00	0.00	0.00	0.00	0.00	0.0%
Debt Service									
Debt Service - Interest		7438	0.00	0.00	0.00	0.00	0.00	0.00	0.0%
Other Debt Service - Principal		7439	0.00	0.00	0.00	0.00	0.00	0.00	0.0%
TOTAL, OTHER OUTGO (excluding Transfers of Indirect Costs)			149,978.00	0.00	149,978.00	149,978.00	0.00	149,978.00	0.0%
OTHER OUTGO - TRANSFERS OF INDIRECT COSTS									

Description	Resource Codes	Object Codes	2022-23 Estimated Actuals Unrestricted (A)	Restricted (B)	Total Fund col. A + B (C)	2023-24 Budget Unrestricted (D)	Restricted (E)	Total Fund col. D + E (F)	% Diff Column C & F
Transfers of Indirect Costs		7310	0.00	0.00	0.00	0.00	0.00	0.00	0.0%
Transfers of Indirect Costs - Interfund		7350	0.00	0.00	0.00	0.00	0.00	0.00	0.0%
TOTAL, OTHER OUTGO - TRANSFERS OF INDIRECT COSTS			0.00	0.00	0.00	0.00	0.00	0.00	0.0%
TOTAL, EXPENDITURES			12,134,650.00	3,939,996.93	16,074,646.93	12,490,469.43	2,992,779.01	15,483,248.44	-3.7%
INTERFUND TRANSFERS									
INTERFUND TRANSFERS IN									
From: Special Reserve Fund		8912	0.00	0.00	0.00	0.00	0.00	0.00	0.0%
From: Bond Interest and Redemption Fund		8914	0.00	0.00	0.00	0.00	0.00	0.00	0.0%
Other Authorized Interfund Transfers In		8919	0.00	0.00	0.00	0.00	0.00	0.00	0.0%
(a) TOTAL, INTERFUND TRANSFERS IN			0.00	0.00	0.00	0.00	0.00	0.00	0.0%
INTERFUND TRANSFERS OUT									
To: Child Development Fund		7611	0.00	0.00	0.00	0.00	0.00	0.00	0.0%
To: Special Reserve Fund		7612	0.00	0.00	0.00	0.00	0.00	0.00	0.0%
To State School Building Fund/County School Facilities Fund		7613	0.00	0.00	0.00	0.00	0.00	0.00	0.0%
To: Cafeteria Fund		7616	0.00	0.00	0.00	0.00	0.00	0.00	0.0%
Other Authorized Interfund Transfers Out		7619	0.00	250,000.00	250,000.00	0.00	250,000.00	250,000.00	0.0%
(b) TOTAL, INTERFUND TRANSFERS OUT			0.00	250,000.00	250,000.00	0.00	250,000.00	250,000.00	0.0%
OTHER SOURCES/USES									
SOURCES									
State Apportionments									
Emergency Apportionments		8931	0.00	0.00	0.00	0.00	0.00	0.00	0.0%
Proceeds									
Proceeds from Disposal of Capital Assets		8953	0.00	0.00	0.00	0.00	0.00	0.00	0.0%
Other Sources									
Transfers from Funds of Lapsed/Reorganized LEAs		8965	0.00	0.00	0.00	0.00	0.00	0.00	0.0%
Long-Term Debt Proceeds									
Proceeds from Certificates of Participation		8971	0.00	0.00	0.00	0.00	0.00	0.00	0.0%
Proceeds from Leases		8972	0.00	0.00	0.00	0.00	0.00	0.00	0.0%
Proceeds from Lease Revenue Bonds		8973	0.00	0.00	0.00	0.00	0.00	0.00	0.0%
Proceeds from SBITAs		8974	0.00	0.00	0.00	0.00	0.00	0.00	0.0%
All Other Financing Sources		8979	200,000.00	0.00	200,000.00	200,000.00	0.00	200,000.00	0.0%
(c) TOTAL, SOURCES			200,000.00	0.00	200,000.00	200,000.00	0.00	200,000.00	0.0%
USES									

Description	Resource Codes	Object Codes	2022-23 Estimated Actuals Unrestricted (A)	Restricted (B)	Total Fund col. A + B (C)	2023-24 Budget Unrestricted (D)	Restricted (E)	Total Fund col. D + E (F)	% Diff Column C & F
Transfers of Funds from Lapsed/Reorganized LEAs		7651	0.00	0.00	0.00	0.00	0.00	0.00	0.0%
All Other Financing Uses		7699	0.00	0.00	0.00	0.00	0.00	0.00	0.0%
(d) TOTAL, USES			0.00	0.00	0.00	0.00	0.00	0.00	0.0%
CONTRIBUTIONS									
Contributions from Unrestricted Revenues		8980	(1,272,016.96)	1,272,016.96	0.00	(710,825.35)	710,825.35	0.00	0.0%
Contributions from Restricted Revenues		8990	0.00	0.00	0.00	0.00	0.00	0.00	0.0%
(e) TOTAL, CONTRIBUTIONS			(1,272,016.96)	1,272,016.96	0.00	(710,825.35)	710,825.35	0.00	0.0%
TOTAL, OTHER FINANCING SOURCES/USES (a- b + c - d + e)			(1,072,016.96)	1,022,016.96	(50,000.00)	(510,825.35)	460,825.35	(50,000.00)	0.0%

Description	Function Codes	Object Codes	2022-23 Estimated Actuals Unrestricted (A)	Restricted (B)	Total Fund col. A + B (C)	2023-24 Budget Unrestricted (D)	Restricted (E)	Total Fund col. D + E (F)	% Diff Column C & F
A. REVENUES									
1) LCFF Sources		8010-8099	11,124,776.00	0.00	11,124,776.00	11,672,804.00	0.00	11,672,804.00	4.9%
2) Federal Revenue		8100-8299	204,889.00	3,452,067.00	3,656,956.00	204,889.00	982,416.31	1,187,305.31	-67.5%
3) Other State Revenue		8300-8599	167,603.00	1,241,881.00	1,409,484.00	178,115.40	2,648,996.88	2,827,112.28	100.6%
4) Other Local Revenue		8600-8799	236,891.20	257,572.00	494,463.20	236,891.20	432,308.88	669,200.08	35.3%
5) TOTAL, REVENUES			11,734,159.20	4,951,520.00	16,685,679.20	12,292,699.60	4,063,722.07	16,356,421.67	-2.0%
B. EXPENDITURES (Objects 1000-7999)									
1) Instruction	1000-1999		6,687,648.36	1,914,030.90	8,601,679.26	6,654,593.78	2,780,381.72	9,434,975.50	9.7%
2) Instruction - Related Services	2000-2999		1,726,976.03	163,818.97	1,890,795.00	2,030,641.03	171,635.35	2,202,276.38	16.5%
3) Pupil Services	3000-3999		888,895.34	0.00	888,895.34	832,067.87	6,067.28	838,135.15	-5.7%
4) Ancillary Services	4000-4999		15,000.00	0.00	15,000.00	46,067.62	0.00	46,067.62	207.1%
5) Community Services	5000-5999		0.00	0.00	0.00	0.00	0.00	0.00	0.0%
6) Enterprise	6000-6999		0.00	0.00	0.00	0.00	0.00	0.00	0.0%
7) General Administration	7000-7999		1,050,309.69	0.00	1,050,309.69	1,057,282.64	5,194.66	1,062,477.30	1.2%
8) Plant Services	8000-8999		1,615,842.58	1,862,147.06	3,477,989.64	1,719,838.49	29,500.00	1,749,338.49	-49.7%
9) Other Outgo	9000-9999	Except 7600-7699	149,978.00	0.00	149,978.00	149,978.00	0.00	149,978.00	0.0%
10) TOTAL, EXPENDITURES			12,134,650.00	3,939,996.93	16,074,646.93	12,490,469.43	2,992,779.01	15,483,248.44	-3.7%
C. EXCESS (DEFICIENCY) OF REVENUES OVER EXPENDITURES BEFORE OTHER FINANCING SOURCES AND USES (A5 - B10)			(400,490.80)	1,011,523.07	611,032.27	(197,769.83)	1,070,943.06	873,173.23	42.9%
D. OTHER FINANCING SOURCES/USES									
1) Interfund Transfers									
a) Transfers In		8900-8929	0.00	0.00	0.00	0.00	0.00	0.00	0.0%
b) Transfers Out		7600-7629	0.00	250,000.00	250,000.00	0.00	250,000.00	250,000.00	0.0%
2) Other Sources/Uses									
a) Sources		8930-8979	200,000.00	0.00	200,000.00	200,000.00	0.00	200,000.00	0.0%
b) Uses		7630-7699	0.00	0.00	0.00	0.00	0.00	0.00	0.0%
3) Contributions		8980-8999	(1,272,016.96)	1,272,016.96	0.00	(710,825.35)	710,825.35	0.00	0.0%
4) TOTAL, OTHER FINANCING SOURCES/USES			(1,072,016.96)	1,022,016.96	(50,000.00)	(510,825.35)	460,825.35	(50,000.00)	0.0%
E. NET INCREASE (DECREASE) IN FUND BALANCE (C + D4)			(1,472,507.76)	2,033,540.03	561,032.27	(708,595.18)	1,531,768.41	823,173.23	46.7%
F. FUND BALANCE, RESERVES									
1) Beginning Fund Balance									
a) As of July 1 - Unaudited		9791	5,146,680.23	1,865,460.39	7,012,140.62	3,674,172.47	3,899,000.42	7,573,172.89	8.0%

Description	Function Codes	Object Codes	2022-23 Estimated Actuals Unrestricted (A)	Restricted (B)	Total Fund col. A + B (C)	2023-24 Budget Unrestricted (D)	Restricted (E)	Total Fund col. D + E (F)	% Diff Column C & F
b) Audit Adjustments		9793	0.00	0.00	0.00	0.00	0.00	0.00	0.0%
c) As of July 1 - Audited (F1a + F1b)			5,146,680.23	1,865,460.39	7,012,140.62	3,674,172.47	3,899,000.42	7,573,172.89	8.0%
d) Other Restatements		9795	0.00	0.00	0.00	0.00	0.00	0.00	0.0%
e) Adjusted Beginning Balance (F1c + F1d)			5,146,680.23	1,865,460.39	7,012,140.62	3,674,172.47	3,899,000.42	7,573,172.89	8.0%
2) Ending Balance, June 30 (E + F1e)			3,674,172.47	3,899,000.42	7,573,172.89	2,965,577.29	5,430,768.83	8,396,346.12	10.9%
Components of Ending Fund Balance									
a) Nonspendable									
Revolving Cash		9711	2,000.00	0.00	2,000.00	0.00	0.00	0.00	-100.0%
Stores		9712	0.00	0.00	0.00	0.00	0.00	0.00	0.0%
Prepaid Items		9713	152,668.00	0.00	152,668.00	0.00	0.00	0.00	-100.0%
All Others		9719	0.00	0.00	0.00	0.00	0.00	0.00	0.0%
b) Restricted		9740	0.00	3,949,000.42	3,949,000.42	0.00	5,430,768.83	5,430,768.83	37.5%
c) Committed									
Stabilization Arrangements		9750	0.00	0.00	0.00	0.00	0.00	0.00	0.0%
Other Commitments (by Resource/Object)		9760	0.00	0.00	0.00	0.00	0.00	0.00	0.0%
d) Assigned									
Other Assignments (by Resource/Object)		9780	0.00	0.00	0.00	0.00	0.00	0.00	0.0%
e) Unassigned/Unappropriated									
Reserve for Economic Uncertainties		9789	681,698.00	0.00	681,698.00	629,329.94	0.00	629,329.94	-7.7%
Unassigned/Unappropriated Amount		9790	2,837,806.47	(50,000.00)	2,787,806.47	2,336,247.35	0.00	2,336,247.35	-16.2%

Resource	Description	2022-23 Estimated Actuals	2023-24 Budget
2600	Expanded Learning Opportunities Program	501,856.90	704,166.88
3010	ESSA: Title I, Part A, Basic Grants Low-Income and Neglected	1,547.00	0.00
3210	Elementary and Secondary School Emergency Relief (ESSER) Fund	61,339.52	61,339.52
3212	Elementary and Secondary School Emergency Relief II (ESSER II) Fund	824,031.04	824,031.04
3213	Elementary and Secondary School Emergency Relief III (ESSER III) Fund	264,143.20	264,143.20
3214	Elementary and Secondary School Emergency Relief III (ESSER III) Fund: Learning Loss	172,604.00	172,604.00
3216	Expanded Learning Opportunities (ELO) Grant: ESSER II State Reserve	0.00	51,138.00
3217	Expanded Learning Opportunities (ELO) Grant: GEER II	0.00	17,605.00
3218	Expanded Learning Opportunities (ELO) Grant: ESSER III State Reserve Emergency Needs	0.00	50,005.00
3219	Expanded Learning Opportunities (ELO) Grant: ESSER III State Reserve Learning Loss	0.00	86,200.00
3310	Special Ed: IDEA Basic Local Assistance Entitlement, Part B, Sec 611	165,348.45	0.00
3386	Special Ed: IDEA Quality Assurance & Focused Monitoring	18,000.00	0.00
5634	American Rescue Plan - Homeless Children and Youth II (ARP HCY II)	3,889.00	3,889.00
5810	Other Restricted Federal	32,745.00	0.00
6010	After School Education and Safety (ASES)	23,396.67	0.00
6053	Child Dev: Universal Prekindergarten (UPK) Planning and Implementation Grant Program - Universal Prekindergarten Planning Grants	248,604.00	0.00
6266	Educator Effectiveness, FY 2021-22	244,715.85	244,715.85
6300	Lottery: Instructional Materials	148,483.96	0.00
6500	Special Education	329.00	0.00
6547	Special Education Early Intervention Preschool Grant	130,543.00	130,543.00
6762	Arts, Music, and Instructional Materials Discretionary Block Grant	0.00	275,314.51
7028	Child Nutrition: Kitchen Infrastructure Upgrade Funds	50,905.00	50,905.00
7029	Child Nutrition: Food Service Staff Training Funds	15,481.00	15,481.00
7311	Classified School Employee Professional Development Block Grant	992.96	992.96
7388	SB 117 COVID-19 LEA Response Funds	5,784.34	5,784.34
7422	In-Person Instruction (IPI) Grant	250,470.04	250,470.04
7425	Expanded Learning Opportunities (ELO) Grant	251,881.24	251,881.24
7435	Learning Recovery Emergency Block Grant	0.00	1,437,650.00
7690	On-Behalf Pension Contributions	468,103.00	468,103.00
9010	Other Restricted Local	63,806.25	63,806.25
Total, Restricted Balance		3,949,000.42	5,430,768.83

Description	Resource Codes	Object Codes	2022-23 Estimated Actuals	2023-24 Budget	Percent Difference
A. REVENUES					
1) LCFF Sources		8010-8099	0.00	0.00	0.0%
2) Federal Revenue		8100-8299	605,000.00	605,000.00	0.0%
3) Other State Revenue		8300-8599	45,000.00	45,000.00	0.0%
4) Other Local Revenue		8600-8799	1,000.00	7,006.18	600.6%
5) TOTAL, REVENUES			651,000.00	657,006.18	0.9%
B. EXPENDITURES					
1) Certificated Salaries		1000-1999	0.00	0.00	0.0%
2) Classified Salaries		2000-2999	242,136.41	217,214.79	-10.3%
3) Employee Benefits		3000-3999	133,918.23	140,813.55	5.1%
4) Books and Supplies		4000-4999	265,000.00	265,000.00	0.0%
5) Services and Other Operating Expenditures		5000-5999	21,200.00	21,200.00	0.0%
6) Capital Outlay		6000-6999	0.00	0.00	0.0%
7) Other Outgo (excluding Transfers of Indirect Costs)		7100-7299,7400-7499	0.00	0.00	0.0%
8) Other Outgo - Transfers of Indirect Costs		7300-7399	0.00	0.00	0.0%
9) TOTAL, EXPENDITURES			662,254.64	644,228.34	-2.7%
C. EXCESS (DEFICIENCY) OF REVENUES OVER EXPENDITURES BEFORE OTHER FINANCING SOURCES AND USES (A5 - B9)			(11,254.64)	12,777.84	-213.5%
D. OTHER FINANCING SOURCES/USES					
1) Interfund Transfers					
a) Transfers In		8900-8929	0.00	0.00	0.0%
b) Transfers Out		7600-7629	0.00	0.00	0.0%
2) Other Sources/Uses					
a) Sources		8930-8979	0.00	0.00	0.0%
b) Uses		7630-7699	0.00	0.00	0.0%
3) Contributions		8980-8999	0.00	0.00	0.0%
4) TOTAL, OTHER FINANCING SOURCES/USES			0.00	0.00	0.0%
E. NET INCREASE (DECREASE) IN FUND BALANCE (C + D4)			(11,254.64)	12,777.84	-213.5%
F. FUND BALANCE, RESERVES					
1) Beginning Fund Balance					
a) As of July 1 - Unaudited		9791	242,732.38	231,477.74	-4.6%
b) Audit Adjustments		9793	0.00	0.00	0.0%
c) As of July 1 - Audited (F1a + F1b)			242,732.38	231,477.74	-4.6%
d) Other Restatements		9795	0.00	0.00	0.0%
e) Adjusted Beginning Balance (F1c + F1d)			242,732.38	231,477.74	-4.6%
2) Ending Balance, June 30 (E + F1e)			231,477.74	244,255.58	5.5%
Components of Ending Fund Balance					
a) Nonspendable					
Revolving Cash		9711	0.00	0.00	0.0%
Stores		9712	12,231.92	0.00	-100.0%
Prepaid Items		9713	0.00	0.00	0.0%
All Others		9719	0.00	0.00	0.0%
b) Restricted		9740	225,252.00	244,255.58	8.4%
c) Committed					
Stabilization Arrangements		9750	0.00	0.00	0.0%
Other Commitments		9760	0.00	0.00	0.0%
d) Assigned					
Other Assignments		9780	0.00	0.00	0.0%
e) Unassigned/Unappropriated Reserve for Economic Uncertainties		9789	0.00	0.00	0.0%
Unassigned/Unappropriated Amount		9790	(6,006.18)	0.00	-100.0%
G. ASSETS					
1) Cash					
a) in County Treasury		9110	230,809.67		
1) Fair Value Adjustment to Cash in County Treasury		9111	0.00		
b) in Banks		9120	100.00		
c) in Revolving Cash Account		9130	0.00		
d) with Fiscal Agent/Trustee		9135	0.00		
e) Collections Awaiting Deposit		9140	0.00		
2) Investments		9150	0.00		
3) Accounts Receivable		9200	0.00		
4) Due from Grantor Government		9290	0.00		

Description	Resource Codes	Object Codes	2022-23 Estimated Actuals	2023-24 Budget	Percent Difference
5) Due from Other Funds		9310	0.00		
6) Stores		9320	12,231.92		
7) Prepaid Expenditures		9330	0.00		
8) Other Current Assets		9340	0.00		
9) Lease Receivable		9380	0.00		
10) TOTAL, ASSETS			243,141.59		
H. DEFERRED OUTFLOWS OF RESOURCES					
1) Deferred Outflows of Resources		9490	0.00		
2) TOTAL, DEFERRED OUTFLOWS			0.00		
I. LIABILITIES					
1) Accounts Payable		9500	13,480.32		
2) Due to Grantor Governments		9590	0.00		
3) Due to Other Funds		9610	112,236.30		
4) Current Loans		9640			
5) Unearned Revenue		9650	0.00		
6) TOTAL, LIABILITIES			125,716.62		
J. DEFERRED INFLOWS OF RESOURCES					
1) Deferred Inflows of Resources		9690	0.00		
2) TOTAL, DEFERRED INFLOWS			0.00		
K. FUND EQUITY					
(G10 + H2) - (I6 + J2)			117,424.97		
FEDERAL REVENUE					
Child Nutrition Programs		8220	605,000.00	605,000.00	0.0%
Donated Food Commodities		8221	0.00	0.00	0.0%
All Other Federal Revenue		8290	0.00	0.00	0.0%
TOTAL, FEDERAL REVENUE			605,000.00	605,000.00	0.0%
OTHER STATE REVENUE					
Child Nutrition Programs		8520	45,000.00	45,000.00	0.0%
All Other State Revenue		8590	0.00	0.00	0.0%
TOTAL, OTHER STATE REVENUE			45,000.00	45,000.00	0.0%
OTHER LOCAL REVENUE					
Other Local Revenue					
Sales					
Sale of Equipment/Supplies		8631	0.00	0.00	0.0%
Food Service Sales		8634	0.00	0.00	0.0%
Leases and Rentals		8650	0.00	0.00	0.0%
Interest		8660	1,000.00	1,000.00	0.0%
Net Increase (Decrease) in the Fair Value of Investments		8662	0.00	0.00	0.0%
Fees and Contracts					
Interagency Services		8677	0.00	0.00	0.0%
Other Local Revenue					
All Other Local Revenue		8699	0.00	6,006.18	New
TOTAL, OTHER LOCAL REVENUE			1,000.00	7,006.18	600.6%
TOTAL, REVENUES			651,000.00	657,006.18	0.9%
CERTIFICATED SALARIES					
Certificated Supervisors' and Administrators' Salaries		1300	0.00	0.00	0.0%
Other Certificated Salaries		1900	0.00	0.00	0.0%
TOTAL, CERTIFICATED SALARIES			0.00	0.00	0.0%
CLASSIFIED SALARIES					
Classified Support Salaries		2200	153,187.41	159,631.33	4.2%
Classified Supervisors' and Administrators' Salaries		2300	88,949.00	57,583.46	-35.3%
Clerical, Technical and Office Salaries		2400	0.00	0.00	0.0%
Other Classified Salaries		2900	0.00	0.00	0.0%
TOTAL, CLASSIFIED SALARIES			242,136.41	217,214.79	-10.3%
EMPLOYEE BENEFITS					
STRS		3101-3102	0.00	0.00	0.0%
PERS		3201-3202	61,430.00	57,952.91	-5.7%
OASDI/Medicare/Alternative		3301-3302	18,523.43	16,616.92	-10.3%
Health and Welfare Benefits		3401-3402	48,000.00	61,870.32	28.9%
Unemployment Insurance		3501-3502	1,210.69	108.60	-91.0%
Workers' Compensation		3601-3602	4,754.11	4,264.80	-10.3%

Description	Resource Codes	Object Codes	2022-23 Estimated Actuals	2023-24 Budget	Percent Difference
OPEB, Allocated		3701-3702	0.00	0.00	0.0%
OPEB, Active Employees		3751-3752	0.00	0.00	0.0%
Other Employee Benefits		3901-3902	0.00	0.00	0.0%
TOTAL, EMPLOYEE BENEFITS			133,918.23	140,813.55	5.1%
BOOKS AND SUPPLIES					
Books and Other Reference Materials		4200	0.00	0.00	0.0%
Materials and Supplies		4300	10,000.00	10,000.00	0.0%
Noncapitalized Equipment		4400	0.00	0.00	0.0%
Food		4700	255,000.00	255,000.00	0.0%
TOTAL, BOOKS AND SUPPLIES			265,000.00	265,000.00	0.0%
SERVICES AND OTHER OPERATING EXPENDITURES					
Subagreements for Services		5100	0.00	0.00	0.0%
Travel and Conferences		5200	1,000.00	1,000.00	0.0%
Dues and Memberships		5300	200.00	200.00	0.0%
Insurance		5400-5450	0.00	0.00	0.0%
Operations and Housekeeping Services		5500	0.00	0.00	0.0%
Rentals, Leases, Repairs, and Noncapitalized Improvements		5600	5,000.00	5,000.00	0.0%
Transfers of Direct Costs		5710	0.00	0.00	0.0%
Transfers of Direct Costs - Interfund		5750	0.00	0.00	0.0%
Professional/Consulting Services and Operating Expenditures		5800	15,000.00	15,000.00	0.0%
Communications		5900	0.00	0.00	0.0%
TOTAL, SERVICES AND OTHER OPERATING EXPENDITURES			21,200.00	21,200.00	0.0%
CAPITAL OUTLAY					
Buildings and Improvements of Buildings		6200	0.00	0.00	0.0%
Equipment		6400	0.00	0.00	0.0%
Equipment Replacement		6500	0.00	0.00	0.0%
Lease Assets		6600	0.00	0.00	0.0%
Subscription Assets		6700	0.00	0.00	0.0%
TOTAL, CAPITAL OUTLAY			0.00	0.00	0.0%
OTHER OUTGO (excluding Transfers of Indirect Costs)					
Debt Service					
Debt Service - Interest		7438	0.00	0.00	0.0%
Other Debt Service - Principal		7439	0.00	0.00	0.0%
TOTAL, OTHER OUTGO (excluding Transfers of Indirect Costs)			0.00	0.00	0.0%
OTHER OUTGO - TRANSFERS OF INDIRECT COSTS					
Transfers of Indirect Costs - Interfund		7350	0.00	0.00	0.0%
TOTAL, OTHER OUTGO - TRANSFERS OF INDIRECT COSTS			0.00	0.00	0.0%
TOTAL, EXPENDITURES			662,254.64	644,228.34	-2.7%
INTERFUND TRANSFERS					
INTERFUND TRANSFERS IN					
From: General Fund		8916	0.00	0.00	0.0%
Other Authorized Interfund Transfers In		8919	0.00	0.00	0.0%
(a) TOTAL, INTERFUND TRANSFERS IN			0.00	0.00	0.0%
INTERFUND TRANSFERS OUT					
Other Authorized Interfund Transfers Out		7619	0.00	0.00	0.0%
(b) TOTAL, INTERFUND TRANSFERS OUT			0.00	0.00	0.0%
OTHER SOURCES/USES					
SOURCES					
Other Sources					
Transfers from Funds of Lapsed/Reorganized LEAs		8965	0.00	0.00	0.0%
Long-Term Debt Proceeds					
Proceeds from Leases		8972	0.00	0.00	0.0%
Proceeds from SBITAs		8974	0.00	0.00	0.0%
All Other Financing Sources		8979	0.00	0.00	0.0%
(c) TOTAL, SOURCES			0.00	0.00	0.0%
USES					
Transfers of Funds from Lapsed/Reorganized LEAs		7651	0.00	0.00	0.0%
All Other Financing Uses		7699	0.00	0.00	0.0%
(d) TOTAL, USES			0.00	0.00	0.0%
CONTRIBUTIONS					
Contributions from Unrestricted Revenues		8980	0.00	0.00	0.0%

Description	Resource Codes	Object Codes	2022-23 Estimated Actuals	2023-24 Budget	Percent Difference
Contributions from Restricted Revenues		8990	0.00	0.00	0.0%
(e) TOTAL, CONTRIBUTIONS			0.00	0.00	0.0%
TOTAL, OTHER FINANCING SOURCES/USES (a - b + c - d + e)			0.00	0.00	0.0%

Description	Function Codes	Object Codes	2022-23 Estimated Actuals	2023-24 Budget	Percent Difference
A. REVENUES					
1) LCFF Sources		8010-8099	0.00	0.00	0.0%
2) Federal Revenue		8100-8299	605,000.00	605,000.00	0.0%
3) Other State Revenue		8300-8599	45,000.00	45,000.00	0.0%
4) Other Local Revenue		8600-8799	1,000.00	7,006.18	600.6%
5) TOTAL, REVENUES			651,000.00	657,006.18	0.9%
B. EXPENDITURES (Objects 1000-7999)					
1) Instruction	1000-1999		0.00	0.00	0.0%
2) Instruction - Related Services	2000-2999		0.00	0.00	0.0%
3) Pupil Services	3000-3999		662,254.64	644,228.34	-2.7%
4) Ancillary Services	4000-4999		0.00	0.00	0.0%
5) Community Services	5000-5999		0.00	0.00	0.0%
6) Enterprise	6000-6999		0.00	0.00	0.0%
7) General Administration	7000-7999		0.00	0.00	0.0%
8) Plant Services	8000-8999		0.00	0.00	0.0%
9) Other Outgo	9000-9999	Except 7600-7699	0.00	0.00	0.0%
10) TOTAL, EXPENDITURES			662,254.64	644,228.34	-2.7%
C. EXCESS (DEFICIENCY) OF REVENUES OVER EXPENDITURES BEFORE OTHER FINANCING SOURCES AND USES (A5 - B10)			(11,254.64)	12,777.84	-213.5%
D. OTHER FINANCING SOURCES/USES					
1) Interfund Transfers					
a) Transfers In		8900-8929	0.00	0.00	0.0%
b) Transfers Out		7600-7629	0.00	0.00	0.0%
2) Other Sources/Uses					
a) Sources		8930-8979	0.00	0.00	0.0%
b) Uses		7630-7699	0.00	0.00	0.0%
3) Contributions		8980-8999	0.00	0.00	0.0%
4) TOTAL, OTHER FINANCING SOURCES/USES			0.00	0.00	0.0%
E. NET INCREASE (DECREASE) IN FUND BALANCE (C + D4)			(11,254.64)	12,777.84	-213.5%
F. FUND BALANCE, RESERVES					
1) Beginning Fund Balance					
a) As of July 1 - Unaudited		9791	242,732.38	231,477.74	-4.6%
b) Audit Adjustments		9793	0.00	0.00	0.0%
c) As of July 1 - Audited (F1a + F1b)			242,732.38	231,477.74	-4.6%
d) Other Restatements		9795	0.00	0.00	0.0%
e) Adjusted Beginning Balance (F1c + F1d)			242,732.38	231,477.74	-4.6%
2) Ending Balance, June 30 (E + F1e)			231,477.74	244,255.58	5.5%
Components of Ending Fund Balance					
a) Nonspendable					
Revolving Cash		9711	0.00	0.00	0.0%
Stores		9712	12,231.92	0.00	-100.0%
Prepaid Items		9713	0.00	0.00	0.0%
All Others		9719	0.00	0.00	0.0%
b) Restricted		9740	225,252.00	244,255.58	8.4%
c) Committed					
Stabilization Arrangements		9750	0.00	0.00	0.0%
Other Commitments (by Resource/Object)		9760	0.00	0.00	0.0%
d) Assigned					
Other Assignments (by Resource/Object)		9780	0.00	0.00	0.0%
e) Unassigned/Unappropriated					
Reserve for Economic Uncertainties		9789	0.00	0.00	0.0%
Unassigned/Unappropriated Amount		9790	(6,006.18)	0.00	-100.0%

Resource	Description	2022-23 Estimated Actuals	2023-24 Budget
5310	Child Nutrition: School Programs (e.g., School Lunch, School Breakfast, Milk, Pregnant & Lactating Students)	224,638.00	243,641.58
5810	Other Restricted Federal	614.00	614.00
Total, Restricted Balance		225,252.00	244,255.58

Description	Resource Codes	Object Codes	2022-23 Estimated Actuals	2023-24 Budget	Percent Difference
A. REVENUES					
1) LCFF Sources		8010-8099	0.00	0.00	0.0%
2) Federal Revenue		8100-8299	0.00	0.00	0.0%
3) Other State Revenue		8300-8599	0.00	0.00	0.0%
4) Other Local Revenue		8600-8799	1,000.00	1,000.00	0.0%
5) TOTAL, REVENUES			1,000.00	1,000.00	0.0%
B. EXPENDITURES					
1) Certificated Salaries		1000-1999	0.00	0.00	0.0%
2) Classified Salaries		2000-2999	0.00	0.00	0.0%
3) Employee Benefits		3000-3999	0.00	0.00	0.0%
4) Books and Supplies		4000-4999	0.00	0.00	0.0%
5) Services and Other Operating Expenditures		5000-5999	200,000.00	200,000.00	0.0%
6) Capital Outlay		6000-6999	0.00	0.00	0.0%
7) Other Outgo (excluding Transfers of Indirect Costs)		7100-7299,7400-7499	0.00	0.00	0.0%
8) Other Outgo - Transfers of Indirect Costs		7300-7399	0.00	0.00	0.0%
9) TOTAL, EXPENDITURES			200,000.00	200,000.00	0.0%
C. EXCESS (DEFICIENCY) OF REVENUES OVER EXPENDITURES BEFORE OTHER FINANCING SOURCES AND USES (A5 - B9)			(199,000.00)	(199,000.00)	0.0%
D. OTHER FINANCING SOURCES/USES					
1) Interfund Transfers					
a) Transfers In		8900-8929	250,000.00	250,000.00	0.0%
b) Transfers Out		7600-7629	0.00	0.00	0.0%
2) Other Sources/Uses					
a) Sources		8930-8979	0.00	0.00	0.0%
b) Uses		7630-7699	0.00	0.00	0.0%
3) Contributions		8980-8999	0.00	0.00	0.0%
4) TOTAL, OTHER FINANCING SOURCES/USES			250,000.00	250,000.00	0.0%
E. NET INCREASE (DECREASE) IN FUND BALANCE (C + D4)			51,000.00	51,000.00	0.0%
F. FUND BALANCE, RESERVES					
1) Beginning Fund Balance					
a) As of July 1 - Unaudited		9791	389,474.06	440,474.06	13.1%
b) Audit Adjustments		9793	0.00	0.00	0.0%
c) As of July 1 - Audited (F1a + F1b)			389,474.06	440,474.06	13.1%
d) Other Restatements		9795	0.00	0.00	0.0%
e) Adjusted Beginning Balance (F1c + F1d)			389,474.06	440,474.06	13.1%
2) Ending Balance, June 30 (E + F1e)			440,474.06	491,474.06	11.6%
Components of Ending Fund Balance					
a) Nonspendable					
Revolving Cash		9711	0.00	0.00	0.0%
Stores		9712	0.00	0.00	0.0%
Prepaid Items		9713	0.00	0.00	0.0%
All Others		9719	0.00	0.00	0.0%
b) Restricted		9740	156,719.40	206,719.40	31.9%
c) Committed					
Stabilization Arrangements		9750	0.00	0.00	0.0%
Other Commitments		9760	283,754.66	284,754.66	0.4%
d) Assigned					
Other Assignments		9780	0.00	0.00	0.0%
e) Unassigned/Unappropriated Reserve for Economic Uncertainties		9789	0.00	0.00	0.0%
Unassigned/Unappropriated Amount		9790	0.00	0.00	0.0%
G. ASSETS					
1) Cash					
a) in County Treasury		9110	25,754.60		
1) Fair Value Adjustment to Cash in County Treasury		9111	0.00		
b) in Banks		9120	0.00		
c) in Revolving Cash Account		9130	0.00		
d) with Fiscal Agent/Trustee		9135	0.00		
e) Collections Awaiting Deposit		9140	0.00		
2) Investments		9150	2,926.47		
3) Accounts Receivable		9200	110,080.07		
4) Due from Grantor Government		9290	0.00		

Description	Resource Codes	Object Codes	2022-23 Estimated Actuals	2023-24 Budget	Percent Difference
5) Due from Other Funds		9310	250,000.00		
6) Stores		9320	0.00		
7) Prepaid Expenditures		9330	0.00		
8) Other Current Assets		9340	0.00		
9) Lease Receivable		9380	0.00		
10) TOTAL, ASSETS			388,761.14		
H. DEFERRED OUTFLOWS OF RESOURCES					
1) Deferred Outflows of Resources		9490	0.00		
2) TOTAL, DEFERRED OUTFLOWS			0.00		
I. LIABILITIES					
1) Accounts Payable		9500	0.00		
2) Due to Grantor Governments		9590	0.00		
3) Due to Other Funds		9610	0.00		
4) Current Loans		9640			
5) Unearned Revenue		9650	0.00		
6) TOTAL, LIABILITIES			0.00		
J. DEFERRED INFLOWS OF RESOURCES					
1) Deferred Inflows of Resources		9690	0.00		
2) TOTAL, DEFERRED INFLOWS			0.00		
K. FUND EQUITY					
(G10 + H2) - (I6 + J2)			388,761.14		
LCFF SOURCES					
LCFF Transfers					
LCFF Transfers - Current Year		8091	0.00	0.00	0.0%
LCFF/Revenue Limit Transfers - Prior Years		8099	0.00	0.00	0.0%
TOTAL, LCFF SOURCES			0.00	0.00	0.0%
OTHER STATE REVENUE					
All Other State Revenue		8590	0.00	0.00	0.0%
TOTAL, OTHER STATE REVENUE			0.00	0.00	0.0%
OTHER LOCAL REVENUE					
Other Local Revenue					
Community Redevelopment Funds Not Subject to LCFF Deduction		8625	0.00	0.00	0.0%
Sales					
Sale of Equipment/Supplies		8631	0.00	0.00	0.0%
Interest		8660	1,000.00	1,000.00	0.0%
Net Increase (Decrease) in the Fair Value of Investments		8662	0.00	0.00	0.0%
Other Local Revenue					
All Other Local Revenue		8699	0.00	0.00	0.0%
All Other Transfers In from All Others		8799	0.00	0.00	0.0%
TOTAL, OTHER LOCAL REVENUE			1,000.00	1,000.00	0.0%
TOTAL, REVENUES			1,000.00	1,000.00	0.0%
CLASSIFIED SALARIES					
Classified Support Salaries		2200	0.00	0.00	0.0%
Other Classified Salaries		2900	0.00	0.00	0.0%
TOTAL, CLASSIFIED SALARIES			0.00	0.00	0.0%
EMPLOYEE BENEFITS					
STRS		3101-3102	0.00	0.00	0.0%
PERS		3201-3202	0.00	0.00	0.0%
OASDI/Medicare/Alternative		3301-3302	0.00	0.00	0.0%
Health and Welfare Benefits		3401-3402	0.00	0.00	0.0%
Unemployment Insurance		3501-3502	0.00	0.00	0.0%
Workers' Compensation		3601-3602	0.00	0.00	0.0%
OPEB, Allocated		3701-3702	0.00	0.00	0.0%
OPEB, Active Employees		3751-3752	0.00	0.00	0.0%
Other Employee Benefits		3901-3902	0.00	0.00	0.0%
TOTAL, EMPLOYEE BENEFITS			0.00	0.00	0.0%
BOOKS AND SUPPLIES					
Books and Other Reference Materials		4200	0.00	0.00	0.0%
Materials and Supplies		4300	0.00	0.00	0.0%
Noncapitalized Equipment		4400	0.00	0.00	0.0%
TOTAL, BOOKS AND SUPPLIES			0.00	0.00	0.0%

Description	Resource Codes	Object Codes	2022-23 Estimated Actuals	2023-24 Budget	Percent Difference
SERVICES AND OTHER OPERATING EXPENDITURES					
Subagreements for Services		5100	0.00	0.00	0.0%
Travel and Conferences		5200	0.00	0.00	0.0%
Rentals, Leases, Repairs, and Noncapitalized Improvements		5600	200,000.00	200,000.00	0.0%
Transfers of Direct Costs		5710	0.00	0.00	0.0%
Transfers of Direct Costs - Interfund		5750	0.00	0.00	0.0%
Professional/Consulting Services and Operating Expenditures		5800	0.00	0.00	0.0%
TOTAL, SERVICES AND OTHER OPERATING EXPENDITURES			200,000.00	200,000.00	0.0%
CAPITAL OUTLAY					
Land Improvements		6170	0.00	0.00	0.0%
Buildings and Improvements of Buildings		6200	0.00	0.00	0.0%
Equipment		6400	0.00	0.00	0.0%
Equipment Replacement		6500	0.00	0.00	0.0%
Lease Assets		6600	0.00	0.00	0.0%
Subscription Assets		6700	0.00	0.00	0.0%
TOTAL, CAPITAL OUTLAY			0.00	0.00	0.0%
OTHER OUTGO (excluding Transfers of Indirect Costs)					
Debt Service					
Debt Service - Interest		7438	0.00	0.00	0.0%
Other Debt Service - Principal		7439	0.00	0.00	0.0%
TOTAL, OTHER OUTGO (excluding Transfers of Indirect Costs)			0.00	0.00	0.0%
TOTAL, EXPENDITURES			200,000.00	200,000.00	0.0%
INTERFUND TRANSFERS					
INTERFUND TRANSFERS IN					
Other Authorized Interfund Transfers In		8919	250,000.00	250,000.00	0.0%
(a) TOTAL, INTERFUND TRANSFERS IN			250,000.00	250,000.00	0.0%
INTERFUND TRANSFERS OUT					
Other Authorized Interfund Transfers Out		7619	0.00	0.00	0.0%
(b) TOTAL, INTERFUND TRANSFERS OUT			0.00	0.00	0.0%
OTHER SOURCES/USES					
SOURCES					
Other Sources					
Transfers from Funds of Lapsed/Reorganized LEAs		8965	0.00	0.00	0.0%
Long-Term Debt Proceeds					
Proceeds from Leases		8972	0.00	0.00	0.0%
Proceeds from SBITAs		8974	0.00	0.00	0.0%
All Other Financing Sources		8979	0.00	0.00	0.0%
(c) TOTAL, SOURCES			0.00	0.00	0.0%
USES					
Transfers of Funds from Lapsed/Reorganized LEAs		7651	0.00	0.00	0.0%
All Other Financing Uses		7699	0.00	0.00	0.0%
(d) TOTAL, USES			0.00	0.00	0.0%
CONTRIBUTIONS					
Contributions from Unrestricted Revenues		8980	0.00	0.00	0.0%
Contributions from Restricted Revenues		8990	0.00	0.00	0.0%
(e) TOTAL, CONTRIBUTIONS			0.00	0.00	0.0%
TOTAL, OTHER FINANCING SOURCES/USES (a - b + c - d + e)			250,000.00	250,000.00	0.0%

Description	Function Codes	Object Codes	2022-23 Estimated Actuals	2023-24 Budget	Percent Difference
A. REVENUES					
1) LCFF Sources		8010-8099	0.00	0.00	0.0%
2) Federal Revenue		8100-8299	0.00	0.00	0.0%
3) Other State Revenue		8300-8599	0.00	0.00	0.0%
4) Other Local Revenue		8600-8799	1,000.00	1,000.00	0.0%
5) TOTAL, REVENUES			1,000.00	1,000.00	0.0%
B. EXPENDITURES (Objects 1000-7999)					
1) Instruction	1000-1999		0.00	0.00	0.0%
2) Instruction - Related Services	2000-2999		0.00	0.00	0.0%
3) Pupil Services	3000-3999		0.00	0.00	0.0%
4) Ancillary Services	4000-4999		0.00	0.00	0.0%
5) Community Services	5000-5999		0.00	0.00	0.0%
6) Enterprise	6000-6999		0.00	0.00	0.0%
7) General Administration	7000-7999		0.00	0.00	0.0%
8) Plant Services	8000-8999		200,000.00	200,000.00	0.0%
9) Other Outgo	9000-9999	Except 7600-7699	0.00	0.00	0.0%
10) TOTAL, EXPENDITURES			200,000.00	200,000.00	0.0%
C. EXCESS (DEFICIENCY) OF REVENUES OVER EXPENDITURES BEFORE OTHER FINANCING SOURCES AND USES (A5 - B10)			(199,000.00)	(199,000.00)	0.0%
D. OTHER FINANCING SOURCES/USES					
1) Interfund Transfers					
a) Transfers In		8900-8929	250,000.00	250,000.00	0.0%
b) Transfers Out		7600-7629	0.00	0.00	0.0%
2) Other Sources/Uses					
a) Sources		8930-8979	0.00	0.00	0.0%
b) Uses		7630-7699	0.00	0.00	0.0%
3) Contributions		8980-8999	0.00	0.00	0.0%
4) TOTAL, OTHER FINANCING SOURCES/USES			250,000.00	250,000.00	0.0%
E. NET INCREASE (DECREASE) IN FUND BALANCE (C + D4)			51,000.00	51,000.00	0.0%
F. FUND BALANCE, RESERVES					
1) Beginning Fund Balance					
a) As of July 1 - Unaudited		9791	389,474.06	440,474.06	13.1%
b) Audit Adjustments		9793	0.00	0.00	0.0%
c) As of July 1 - Audited (F1a + F1b)			389,474.06	440,474.06	13.1%
d) Other Restatements		9795	0.00	0.00	0.0%
e) Adjusted Beginning Balance (F1c + F1d)			389,474.06	440,474.06	13.1%
2) Ending Balance, June 30 (E + F1e)			440,474.06	491,474.06	11.6%
Components of Ending Fund Balance					
a) Nonspendable					
Revolving Cash		9711	0.00	0.00	0.0%
Stores		9712	0.00	0.00	0.0%
Prepaid Items		9713	0.00	0.00	0.0%
All Others		9719	0.00	0.00	0.0%
b) Restricted		9740	156,719.40	206,719.40	31.9%
c) Committed					
Stabilization Arrangements		9750	0.00	0.00	0.0%
Other Commitments (by Resource/Object)		9760	283,754.66	284,754.66	0.4%
d) Assigned					
Other Assignments (by Resource/Object)		9780	0.00	0.00	0.0%
e) Unassigned/Unappropriated					
Reserve for Economic Uncertainties		9789	0.00	0.00	0.0%
Unassigned/Unappropriated Amount		9790	0.00	0.00	0.0%

Resource	Description	2022-23 Estimated Actuals	2023-24 Budget
8150	Ongoing & Major Maintenance Account (RMA: Education Code Section 17070.75)	156,719.40	206,719.40
Total, Restricted Balance		156,719.40	206,719.40

Description	Resource Codes	Object Codes	2022-23 Estimated Actuals	2023-24 Budget	Percent Difference
A. REVENUES					
1) LCFF Sources		8010-8099	0.00	0.00	0.0%
2) Federal Revenue		8100-8299	0.00	0.00	0.0%
3) Other State Revenue		8300-8599	0.00	0.00	0.0%
4) Other Local Revenue		8600-8799	1,000.00	1,000.00	0.0%
5) TOTAL, REVENUES			1,000.00	1,000.00	0.0%
B. EXPENDITURES					
1) Certificated Salaries		1000-1999	0.00	0.00	0.0%
2) Classified Salaries		2000-2999	0.00	0.00	0.0%
3) Employee Benefits		3000-3999	0.00	0.00	0.0%
4) Books and Supplies		4000-4999	0.00	0.00	0.0%
5) Services and Other Operating Expenditures		5000-5999	0.00	0.00	0.0%
6) Capital Outlay		6000-6999	0.00	0.00	0.0%
7) Other Outgo (excluding Transfers of Indirect Costs)		7100-7299,7400-7499	0.00	0.00	0.0%
8) Other Outgo - Transfers of Indirect Costs		7300-7399	0.00	0.00	0.0%
9) TOTAL, EXPENDITURES			0.00	0.00	0.0%
C. EXCESS (DEFICIENCY) OF REVENUES OVER EXPENDITURES BEFORE OTHER FINANCING SOURCES AND USES (A5 - B9)			1,000.00	1,000.00	0.0%
D. OTHER FINANCING SOURCES/USES					
1) Interfund Transfers					
a) Transfers In		8900-8929	0.00	0.00	0.0%
b) Transfers Out		7600-7629	0.00	0.00	0.0%
2) Other Sources/Uses					
a) Sources		8930-8979	0.00	0.00	0.0%
b) Uses		7630-7699	0.00	0.00	0.0%
3) Contributions		8980-8999	0.00	0.00	0.0%
4) TOTAL, OTHER FINANCING SOURCES/USES			0.00	0.00	0.0%
E. NET INCREASE (DECREASE) IN FUND BALANCE (C + D4)			1,000.00	1,000.00	0.0%
F. FUND BALANCE, RESERVES					
1) Beginning Fund Balance					
a) As of July 1 - Unaudited		9791	95,981.78	96,981.78	1.0%
b) Audit Adjustments		9793	0.00	0.00	0.0%
c) As of July 1 - Audited (F1a + F1b)			95,981.78	96,981.78	1.0%
d) Other Restatements		9795	0.00	0.00	0.0%
e) Adjusted Beginning Balance (F1c + F1d)			95,981.78	96,981.78	1.0%
2) Ending Balance, June 30 (E + F1e)			96,981.78	97,981.78	1.0%
Components of Ending Fund Balance					
a) Nonspendable					
Revolving Cash		9711	0.00	0.00	0.0%
Stores		9712	0.00	0.00	0.0%
Prepaid Items		9713	0.00	0.00	0.0%
All Others		9719	0.00	0.00	0.0%
b) Restricted		9740	0.00	0.00	0.0%
c) Committed					
Stabilization Arrangements		9750	0.00	0.00	0.0%
Other Commitments		9760	96,981.78	97,981.78	1.0%
d) Assigned					
Other Assignments		9780	0.00	0.00	0.0%
e) Unassigned/Unappropriated Reserve for Economic Uncertainties		9789	0.00	0.00	0.0%
Unassigned/Unappropriated Amount		9790	0.00	0.00	0.0%
G. ASSETS					
1) Cash					
a) in County Treasury		9110	97,236.27		
1) Fair Value Adjustment to Cash in County Treasury		9111	0.00		
b) in Banks		9120	0.00		
c) in Revolving Cash Account		9130	0.00		
d) with Fiscal Agent/Trustee		9135	0.00		
e) Collections Awaiting Deposit		9140	0.00		
2) Investments		9150	0.00		
3) Accounts Receivable		9200	0.00		
4) Due from Grantor Government		9290	0.00		

Description	Resource Codes	Object Codes	2022-23 Estimated Actuals	2023-24 Budget	Percent Difference
5) Due from Other Funds		9310	0.00		
6) Stores		9320	0.00		
7) Prepaid Expenditures		9330	0.00		
8) Other Current Assets		9340	0.00		
9) Lease Receivable		9380	0.00		
10) TOTAL, ASSETS			97,236.27		
H. DEFERRED OUTFLOWS OF RESOURCES					
1) Deferred Outflows of Resources		9490	0.00		
2) TOTAL, DEFERRED OUTFLOWS			0.00		
I. LIABILITIES					
1) Accounts Payable		9500	0.00		
2) Due to Grantor Governments		9590	0.00		
3) Due to Other Funds		9610	0.00		
4) Current Loans		9640			
5) Unearned Revenue		9650	0.00		
6) TOTAL, LIABILITIES			0.00		
J. DEFERRED INFLOWS OF RESOURCES					
1) Deferred Inflows of Resources		9690	0.00		
2) TOTAL, DEFERRED INFLOWS			0.00		
K. FUND EQUITY					
(G10 + H2) - (I6 + J2)			97,236.27		
OTHER LOCAL REVENUE					
Other Local Revenue					
Sales					
Sale of Equipment/Supplies		8631	0.00	0.00	0.0%
Interest		8660	1,000.00	1,000.00	0.0%
Net Increase (Decrease) in the Fair Value of Investments		8662	0.00	0.00	0.0%
TOTAL, OTHER LOCAL REVENUE			1,000.00	1,000.00	0.0%
TOTAL, REVENUES			1,000.00	1,000.00	0.0%
INTERFUND TRANSFERS					
INTERFUND TRANSFERS IN					
From: General Fund/CSSF		8912	0.00	0.00	0.0%
Other Authorized Interfund Transfers In		8919	0.00	0.00	0.0%
(a) TOTAL, INTERFUND TRANSFERS IN			0.00	0.00	0.0%
INTERFUND TRANSFERS OUT					
To: General Fund/CSSF		7612	0.00	0.00	0.0%
To: State School Building Fund/County School Facilities Fund		7613	0.00	0.00	0.0%
Other Authorized Interfund Transfers Out		7619	0.00	0.00	0.0%
(b) TOTAL, INTERFUND TRANSFERS OUT			0.00	0.00	0.0%
OTHER SOURCES/USES					
SOURCES					
Other Sources					
Transfers from Funds of Lapsed/Reorganized LEAs		8965	0.00	0.00	0.0%
(c) TOTAL, SOURCES			0.00	0.00	0.0%
USES					
Transfers of Funds from Lapsed/Reorganized LEAs		7651	0.00	0.00	0.0%
(d) TOTAL, USES			0.00	0.00	0.0%
CONTRIBUTIONS					
Contributions from Restricted Revenues		8990	0.00	0.00	0.0%
(e) TOTAL, CONTRIBUTIONS			0.00	0.00	0.0%
TOTAL, OTHER FINANCING SOURCES/USES (a - b + c - d + e)			0.00	0.00	0.0%

Description	Function Codes	Object Codes	2022-23 Estimated Actuals	2023-24 Budget	Percent Difference
A. REVENUES					
1) LCFF Sources		8010-8099	0.00	0.00	0.0%
2) Federal Revenue		8100-8299	0.00	0.00	0.0%
3) Other State Revenue		8300-8599	0.00	0.00	0.0%
4) Other Local Revenue		8600-8799	1,000.00	1,000.00	0.0%
5) TOTAL, REVENUES			1,000.00	1,000.00	0.0%
B. EXPENDITURES (Objects 1000-7999)					
1) Instruction	1000-1999		0.00	0.00	0.0%
2) Instruction - Related Services	2000-2999		0.00	0.00	0.0%
3) Pupil Services	3000-3999		0.00	0.00	0.0%
4) Ancillary Services	4000-4999		0.00	0.00	0.0%
5) Community Services	5000-5999		0.00	0.00	0.0%
6) Enterprise	6000-6999		0.00	0.00	0.0%
7) General Administration	7000-7999		0.00	0.00	0.0%
8) Plant Services	8000-8999		0.00	0.00	0.0%
9) Other Outgo	9000-9999	Except 7600-7699	0.00	0.00	0.0%
10) TOTAL, EXPENDITURES			0.00	0.00	0.0%
C. EXCESS (DEFICIENCY) OF REVENUES OVER EXPENDITURES BEFORE OTHER FINANCING SOURCES AND USES (A5 - B10)			1,000.00	1,000.00	0.0%
D. OTHER FINANCING SOURCES/USES					
1) Interfund Transfers					
a) Transfers In		8900-8929	0.00	0.00	0.0%
b) Transfers Out		7600-7629	0.00	0.00	0.0%
2) Other Sources/Uses					
a) Sources		8930-8979	0.00	0.00	0.0%
b) Uses		7630-7699	0.00	0.00	0.0%
3) Contributions		8980-8999	0.00	0.00	0.0%
4) TOTAL, OTHER FINANCING SOURCES/USES			0.00	0.00	0.0%
E. NET INCREASE (DECREASE) IN FUND BALANCE (C + D4)			1,000.00	1,000.00	0.0%
F. FUND BALANCE, RESERVES					
1) Beginning Fund Balance					
a) As of July 1 - Unaudited		9791	95,981.78	96,981.78	1.0%
b) Audit Adjustments		9793	0.00	0.00	0.0%
c) As of July 1 - Audited (F1a + F1b)			95,981.78	96,981.78	1.0%
d) Other Restatements		9795	0.00	0.00	0.0%
e) Adjusted Beginning Balance (F1c + F1d)			95,981.78	96,981.78	1.0%
2) Ending Balance, June 30 (E + F1e)			96,981.78	97,981.78	1.0%
Components of Ending Fund Balance					
a) Nonspendable					
Revolving Cash		9711	0.00	0.00	0.0%
Stores		9712	0.00	0.00	0.0%
Prepaid Items		9713	0.00	0.00	0.0%
All Others		9719	0.00	0.00	0.0%
b) Restricted		9740	0.00	0.00	0.0%
c) Committed					
Stabilization Arrangements		9750	0.00	0.00	0.0%
Other Commitments (by Resource/Object)		9760	96,981.78	97,981.78	1.0%
d) Assigned					
Other Assignments (by Resource/Object)		9780	0.00	0.00	0.0%
e) Unassigned/Unappropriated					
Reserve for Economic Uncertainties		9789	0.00	0.00	0.0%
Unassigned/Unappropriated Amount		9790	0.00	0.00	0.0%

Resource	Description	2022-23 Estimated Actuals	2023-24 Budget
Total, Restricted Balance		0.00	0.00

Description	Resource Codes	Object Codes	2022-23 Estimated Actuals	2023-24 Budget	Percent Difference
A. REVENUES					
1) LCFF Sources		8010-8099	0.00	0.00	0.0%
2) Federal Revenue		8100-8299	0.00	0.00	0.0%
3) Other State Revenue		8300-8599	0.00	0.00	0.0%
4) Other Local Revenue		8600-8799	1,000.00	1,000.00	0.0%
5) TOTAL, REVENUES			1,000.00	1,000.00	0.0%
B. EXPENDITURES					
1) Certificated Salaries		1000-1999	0.00	0.00	0.0%
2) Classified Salaries		2000-2999	0.00	0.00	0.0%
3) Employee Benefits		3000-3999	0.00	0.00	0.0%
4) Books and Supplies		4000-4999	0.00	0.00	0.0%
5) Services and Other Operating Expenditures		5000-5999	0.00	0.00	0.0%
6) Capital Outlay		6000-6999	0.00	0.00	0.0%
7) Other Outgo (excluding Transfers of Indirect Costs)		7100-7299,7400-7499	0.00	0.00	0.0%
8) Other Outgo - Transfers of Indirect Costs		7300-7399	0.00	0.00	0.0%
9) TOTAL, EXPENDITURES			0.00	0.00	0.0%
C. EXCESS (DEFICIENCY) OF REVENUES OVER EXPENDITURES BEFORE OTHER FINANCING SOURCES AND USES (A5 - B9)			1,000.00	1,000.00	0.0%
D. OTHER FINANCING SOURCES/USES					
1) Interfund Transfers					
a) Transfers In		8900-8929	0.00	0.00	0.0%
b) Transfers Out		7600-7629	0.00	0.00	0.0%
2) Other Sources/Uses					
a) Sources		8930-8979	0.00	0.00	0.0%
b) Uses		7630-7699	0.00	0.00	0.0%
3) Contributions		8980-8999	0.00	0.00	0.0%
4) TOTAL, OTHER FINANCING SOURCES/USES			0.00	0.00	0.0%
E. NET INCREASE (DECREASE) IN FUND BALANCE (C + D4)			1,000.00	1,000.00	0.0%
F. FUND BALANCE, RESERVES					
1) Beginning Fund Balance					
a) As of July 1 - Unaudited		9791	138,549.48	139,549.48	0.7%
b) Audit Adjustments		9793	0.00	0.00	0.0%
c) As of July 1 - Audited (F1a + F1b)			138,549.48	139,549.48	0.7%
d) Other Restatements		9795	0.00	0.00	0.0%
e) Adjusted Beginning Balance (F1c + F1d)			138,549.48	139,549.48	0.7%
2) Ending Balance, June 30 (E + F1e)			139,549.48	140,549.48	0.7%
Components of Ending Fund Balance					
a) Nonspendable					
Revolving Cash		9711	0.00	0.00	0.0%
Stores		9712	0.00	0.00	0.0%
Prepaid Items		9713	0.00	0.00	0.0%
All Others		9719	0.00	0.00	0.0%
b) Restricted		9740	0.00	0.00	0.0%
c) Committed					
Stabilization Arrangements		9750	0.00	0.00	0.0%
Other Commitments		9760	139,549.48	140,549.48	0.7%
d) Assigned					
Other Assignments		9780	0.00	0.00	0.0%
e) Unassigned/Unappropriated Reserve for Economic Uncertainties		9789	0.00	0.00	0.0%
Unassigned/Unappropriated Amount		9790	0.00	0.00	0.0%
G. ASSETS					
1) Cash					
a) in County Treasury		9110	140,360.33		
1) Fair Value Adjustment to Cash in County Treasury		9111	0.00		
b) In Banks		9120	0.00		
c) in Revolving Cash Account		9130	0.00		
d) with Fiscal Agent/Trustee		9135	0.00		
e) Collections Awaiting Deposit		9140	0.00		
2) Investments		9150	0.00		
3) Accounts Receivable		9200	0.00		
4) Due from Grantor Government		9290	0.00		

Description	Resource Codes	Object Codes	2022-23 Estimated Actuals	2023-24 Budget	Percent Difference
5) Due from Other Funds		9310	0.00		
6) Stores		9320	0.00		
7) Prepaid Expenditures		9330	0.00		
8) Other Current Assets		9340	0.00		
9) Lease Receivable		9380	0.00		
10) TOTAL, ASSETS			140,360.33		
H. DEFERRED OUTFLOWS OF RESOURCES					
1) Deferred Outflows of Resources		9490	0.00		
2) TOTAL, DEFERRED OUTFLOWS			0.00		
I. LIABILITIES					
1) Accounts Payable		9500	0.00		
2) Due to Grantor Governments		9590	0.00		
3) Due to Other Funds		9610	0.00		
4) Current Loans		9640			
5) Unearned Revenue		9650	0.00		
6) TOTAL, LIABILITIES			0.00		
J. DEFERRED INFLOWS OF RESOURCES					
1) Deferred Inflows of Resources		9690	0.00		
2) TOTAL, DEFERRED INFLOWS			0.00		
K. FUND EQUITY					
(G10 + H2) - (I6 + J2)			140,360.33		
OTHER LOCAL REVENUE					
Other Local Revenue					
Interest		8660	1,000.00	1,000.00	0.0%
Net Increase (Decrease) in the Fair Value of Investments		8662	0.00	0.00	0.0%
TOTAL, OTHER LOCAL REVENUE			1,000.00	1,000.00	0.0%
TOTAL, REVENUES			1,000.00	1,000.00	0.0%
INTERFUND TRANSFERS					
INTERFUND TRANSFERS IN					
From: General Fund/CSSF		8912	0.00	0.00	0.0%
Other Authorized Interfund Transfers In		8919	0.00	0.00	0.0%
(a) TOTAL, INTERFUND TRANSFERS IN			0.00	0.00	0.0%
INTERFUND TRANSFERS OUT					
To: General Fund/CSSF		7612	0.00	0.00	0.0%
To: State School Building Fund/County School Facilities Fund		7613	0.00	0.00	0.0%
Other Authorized Interfund Transfers Out		7619	0.00	0.00	0.0%
(b) TOTAL, INTERFUND TRANSFERS OUT			0.00	0.00	0.0%
OTHER SOURCES/USES					
SOURCES					
Other Sources					
Transfers from Funds of Lapsed/Reorganized LEAs		8965	0.00	0.00	0.0%
(c) TOTAL, SOURCES			0.00	0.00	0.0%
USES					
Transfers of Funds from Lapsed/Reorganized LEAs		7651	0.00	0.00	0.0%
(d) TOTAL, USES			0.00	0.00	0.0%
CONTRIBUTIONS					
Contributions from Restricted Revenues		8990	0.00	0.00	0.0%
(e) TOTAL, CONTRIBUTIONS			0.00	0.00	0.0%
TOTAL, OTHER FINANCING SOURCES/USES (a - b + c - d + e)			0.00	0.00	0.0%

Description	Function Codes	Object Codes	2022-23 Estimated Actuals	2023-24 Budget	Percent Difference
A. REVENUES					
1) LCFF Sources		8010-8099	0.00	0.00	0.0%
2) Federal Revenue		8100-8299	0.00	0.00	0.0%
3) Other State Revenue		8300-8599	0.00	0.00	0.0%
4) Other Local Revenue		8600-8799	1,000.00	1,000.00	0.0%
5) TOTAL, REVENUES			1,000.00	1,000.00	0.0%
B. EXPENDITURES (Objects 1000-7999)					
1) Instruction	1000-1999		0.00	0.00	0.0%
2) Instruction - Related Services	2000-2999		0.00	0.00	0.0%
3) Pupil Services	3000-3999		0.00	0.00	0.0%
4) Ancillary Services	4000-4999		0.00	0.00	0.0%
5) Community Services	5000-5999		0.00	0.00	0.0%
6) Enterprise	6000-6999		0.00	0.00	0.0%
7) General Administration	7000-7999		0.00	0.00	0.0%
8) Plant Services	8000-8999		0.00	0.00	0.0%
9) Other Outgo	9000-9999	Except 7600-7699	0.00	0.00	0.0%
10) TOTAL, EXPENDITURES			0.00	0.00	0.0%
C. EXCESS (DEFICIENCY) OF REVENUES OVER EXPENDITURES BEFORE OTHER FINANCING SOURCES AND USES (A5 - B10)			1,000.00	1,000.00	0.0%
D. OTHER FINANCING SOURCES/USES					
1) Interfund Transfers					
a) Transfers In		8900-8929	0.00	0.00	0.0%
b) Transfers Out		7600-7629	0.00	0.00	0.0%
2) Other Sources/Uses					
a) Sources		8930-8979	0.00	0.00	0.0%
b) Uses		7630-7699	0.00	0.00	0.0%
3) Contributions		8980-8999	0.00	0.00	0.0%
4) TOTAL, OTHER FINANCING SOURCES/USES			0.00	0.00	0.0%
E. NET INCREASE (DECREASE) IN FUND BALANCE (C + D4)			1,000.00	1,000.00	0.0%
F. FUND BALANCE, RESERVES					
1) Beginning Fund Balance					
a) As of July 1 - Unaudited		9791	138,549.48	139,549.48	0.7%
b) Audit Adjustments		9793	0.00	0.00	0.0%
c) As of July 1 - Audited (F1a + F1b)			138,549.48	139,549.48	0.7%
d) Other Restatements		9795	0.00	0.00	0.0%
e) Adjusted Beginning Balance (F1c + F1d)			138,549.48	139,549.48	0.7%
2) Ending Balance, June 30 (E + F1e)			139,549.48	140,549.48	0.7%
Components of Ending Fund Balance					
a) Nonspendable					
Revolving Cash		9711	0.00	0.00	0.0%
Stores		9712	0.00	0.00	0.0%
Prepaid Items		9713	0.00	0.00	0.0%
All Others		9719	0.00	0.00	0.0%
b) Restricted		9740	0.00	0.00	0.0%
c) Committed					
Stabilization Arrangements		9750	0.00	0.00	0.0%
Other Commitments (by Resource/Object)		9760	139,549.48	140,549.48	0.7%
d) Assigned					
Other Assignments (by Resource/Object)		9780	0.00	0.00	0.0%
e) Unassigned/Unappropriated					
Reserve for Economic Uncertainties		9789	0.00	0.00	0.0%
Unassigned/Unappropriated Amount		9790	0.00	0.00	0.0%

Resource	Description	2022-23 Estimated Actuals	2023-24 Budget
Total, Restricted Balance		0.00	0.00

Description	Resource Codes	Object Codes	2022-23 Estimated Actuals	2023-24 Budget	Percent Difference
A. REVENUES					
1) LCFF Sources		8010-8099	0.00	0.00	0.0%
2) Federal Revenue		8100-8299	0.00	0.00	0.0%
3) Other State Revenue		8300-8599	0.00	0.00	0.0%
4) Other Local Revenue		8600-8799	1,000.00	1,000.00	0.0%
5) TOTAL, REVENUES			1,000.00	1,000.00	0.0%
B. EXPENDITURES					
1) Certificated Salaries		1000-1999	0.00	0.00	0.0%
2) Classified Salaries		2000-2999	0.00	0.00	0.0%
3) Employee Benefits		3000-3999	0.00	0.00	0.0%
4) Books and Supplies		4000-4999	0.00	0.00	0.0%
5) Services and Other Operating Expenditures		5000-5999	0.00	0.00	0.0%
6) Capital Outlay		6000-6999	0.00	0.00	0.0%
7) Other Outgo (excluding Transfers of Indirect Costs)		7100-7299, 7400-7499	0.00	0.00	0.0%
8) Other Outgo - Transfers of Indirect Costs		7300-7399	0.00	0.00	0.0%
9) TOTAL, EXPENDITURES			0.00	0.00	0.0%
C. EXCESS (DEFICIENCY) OF REVENUES OVER EXPENDITURES BEFORE OTHER FINANCING SOURCES AND USES (A5 - B9)			1,000.00	1,000.00	0.0%
D. OTHER FINANCING SOURCES/USES					
1) Interfund Transfers					
a) Transfers In		8900-8929	0.00	0.00	0.0%
b) Transfers Out		7600-7629	0.00	0.00	0.0%
2) Other Sources/Uses					
a) Sources		8930-8979	0.00	0.00	0.0%
b) Uses		7630-7699	0.00	0.00	0.0%
3) Contributions		8980-8999	0.00	0.00	0.0%
4) TOTAL, OTHER FINANCING SOURCES/USES			0.00	0.00	0.0%
E. NET INCREASE (DECREASE) IN FUND BALANCE (C + D4)			1,000.00	1,000.00	0.0%
F. FUND BALANCE, RESERVES					
1) Beginning Fund Balance					
a) As of July 1 - Unaudited		9791	245,748.88	246,748.88	0.4%
b) Audit Adjustments		9793	0.00	0.00	0.0%
c) As of July 1 - Audited (F1a + F1b)			245,748.88	246,748.88	0.4%
d) Other Restatements		9795	0.00	0.00	0.0%
e) Adjusted Beginning Balance (F1c + F1d)			245,748.88	246,748.88	0.4%
2) Ending Balance, June 30 (E + F1e)			246,748.88	247,748.88	0.4%
Components of Ending Fund Balance					
a) Nonspendable					
Revolving Cash		9711	0.00	0.00	0.0%
Stores		9712	0.00	0.00	0.0%
Prepaid Items		9713	0.00	0.00	0.0%
All Others		9719	0.00	0.00	0.0%
b) Restricted		9740	119,073.97	119,073.97	0.0%
c) Committed					
Stabilization Arrangements		9750	0.00	0.00	0.0%
Other Commitments		9760	127,674.91	128,674.91	0.8%
d) Assigned					
Other Assignments		9780	0.00	0.00	0.0%
e) Unassigned/Unappropriated					
Reserve for Economic Uncertainties		9789	0.00	0.00	0.0%
Unassigned/Unappropriated Amount		9790	0.00	0.00	0.0%
G. ASSETS					
1) Cash					
a) in County Treasury		9110	246,835.20		
1) Fair Value Adjustment to Cash in County Treasury		9111	0.00		
b) in Banks		9120	0.00		
c) in Revolving Cash Account		9130	0.00		
d) with Fiscal Agent/Trustee		9135	0.00		
e) Collections Awaiting Deposit		9140	0.00		
2) Investments		9150	3,751.36		
3) Accounts Receivable		9200	0.00		

Description	Resource Codes	Object Codes	2022-23 Estimated Actuals	2023-24 Budget	Percent Difference
4) Due from Grantor Government		9290	0.00		
5) Due from Other Funds		9310	0.00		
6) Stores		9320	0.00		
7) Prepaid Expenditures		9330	0.00		
8) Other Current Assets		9340	0.00		
9) Lease Receivable		9380	0.00		
10) TOTAL, ASSETS			250,586.56		
H. DEFERRED OUTFLOWS OF RESOURCES					
1) Deferred Outflows of Resources		9490	0.00		
2) TOTAL, DEFERRED OUTFLOWS			0.00		
I. LIABILITIES					
1) Accounts Payable		9500	0.00		
2) Due to Grantor Governments		9590	0.00		
3) Due to Other Funds		9610	0.00		
4) Current Loans		9640	0.00		
5) Unearned Revenue		9650	0.00		
6) TOTAL, LIABILITIES			0.00		
J. DEFERRED INFLOWS OF RESOURCES					
1) Deferred Inflows of Resources		9690	0.00		
2) TOTAL, DEFERRED INFLOWS			0.00		
K. FUND EQUITY					
Ending Fund Balance, June 30 (G10 + H2) - (I6 + J2)			250,586.56		
OTHER STATE REVENUE					
Tax Relief Subventions					
Restricted Levies - Other					
Homeowners' Exemptions		8575	0.00	0.00	0.0%
Other Subventions/In-Lieu Taxes		8576	0.00	0.00	0.0%
All Other State Revenue		8590	0.00	0.00	0.0%
TOTAL, OTHER STATE REVENUE			0.00	0.00	0.0%
OTHER LOCAL REVENUE					
Other Local Revenue					
County and District Taxes					
Other Restricted Levies					
Secured Roll		8615	0.00	0.00	0.0%
Unsecured Roll		8616	0.00	0.00	0.0%
Prior Years' Taxes		8617	0.00	0.00	0.0%
Supplemental Taxes		8618	0.00	0.00	0.0%
Non-Ad Valorem Taxes					
Parcel Taxes		8621	0.00	0.00	0.0%
Other		8622	0.00	0.00	0.0%
Community Redevelopment Funds Not Subject to LCFF Deduction		8625	0.00	0.00	0.0%
Penalties and Interest from Delinquent Non-LCFF Taxes		8629	0.00	0.00	0.0%
Sales					
Sale of Equipment/Supplies		8631	0.00	0.00	0.0%
Interest		8660	1,000.00	1,000.00	0.0%
Net Increase (Decrease) in the Fair Value of Investments		8662	0.00	0.00	0.0%
Fees and Contracts					
Mitigation/Developer Fees		8681	0.00	0.00	0.0%
Other Local Revenue					
All Other Local Revenue		8699	0.00	0.00	0.0%
All Other Transfers In from All Others		8799	0.00	0.00	0.0%
TOTAL, OTHER LOCAL REVENUE			1,000.00	1,000.00	0.0%
TOTAL, REVENUES			1,000.00	1,000.00	0.0%
CERTIFICATED SALARIES					
Other Certificated Salaries		1900	0.00	0.00	0.0%
TOTAL, CERTIFICATED SALARIES			0.00	0.00	0.0%
CLASSIFIED SALARIES					
Classified Support Salaries		2200	0.00	0.00	0.0%
Classified Supervisors' and Administrators' Salaries		2300	0.00	0.00	0.0%
Clerical, Technical and Office Salaries		2400	0.00	0.00	0.0%
Other Classified Salaries		2900	0.00	0.00	0.0%

Description	Resource Codes	Object Codes	2022-23 Estimated Actuals	2023-24 Budget	Percent Difference
TOTAL, CLASSIFIED SALARIES			0.00	0.00	0.0%
EMPLOYEE BENEFITS					
STRS		3101-3102	0.00	0.00	0.0%
PERS		3201-3202	0.00	0.00	0.0%
OASDI/Medicare/Alternative		3301-3302	0.00	0.00	0.0%
Health and Welfare Benefits		3401-3402	0.00	0.00	0.0%
Unemployment Insurance		3501-3502	0.00	0.00	0.0%
Workers' Compensation		3601-3602	0.00	0.00	0.0%
OPEB, Allocated		3701-3702	0.00	0.00	0.0%
OPEB, Active Employees		3751-3752	0.00	0.00	0.0%
Other Employee Benefits		3901-3902	0.00	0.00	0.0%
TOTAL, EMPLOYEE BENEFITS			0.00	0.00	0.0%
BOOKS AND SUPPLIES					
Approved Textbooks and Core Curricula Materials		4100	0.00	0.00	0.0%
Books and Other Reference Materials		4200	0.00	0.00	0.0%
Materials and Supplies		4300	0.00	0.00	0.0%
Noncapitalized Equipment		4400	0.00	0.00	0.0%
TOTAL, BOOKS AND SUPPLIES			0.00	0.00	0.0%
SERVICES AND OTHER OPERATING EXPENDITURES					
Subagreements for Services		5100	0.00	0.00	0.0%
Travel and Conferences		5200	0.00	0.00	0.0%
Insurance		5400-5450	0.00	0.00	0.0%
Operations and Housekeeping Services		5500	0.00	0.00	0.0%
Rentals, Leases, Repairs, and Noncapitalized Improvements		5600	0.00	0.00	0.0%
Transfers of Direct Costs		5710	0.00	0.00	0.0%
Transfers of Direct Costs - Interfund		5750	0.00	0.00	0.0%
Professional/Consulting Services and Operating Expenditures		5800	0.00	0.00	0.0%
Communications		5900	0.00	0.00	0.0%
TOTAL, SERVICES AND OTHER OPERATING EXPENDITURES			0.00	0.00	0.0%
CAPITAL OUTLAY					
Land		6100	0.00	0.00	0.0%
Land Improvements		6170	0.00	0.00	0.0%
Buildings and Improvements of Buildings		6200	0.00	0.00	0.0%
Books and Media for New School Libraries or Major Expansion of School Libraries		6300	0.00	0.00	0.0%
Equipment		6400	0.00	0.00	0.0%
Equipment Replacement		6500	0.00	0.00	0.0%
Lease Assets		6600	0.00	0.00	0.0%
Subscription Assets		6700	0.00	0.00	0.0%
TOTAL, CAPITAL OUTLAY			0.00	0.00	0.0%
OTHER OUTGO (excluding Transfers of Indirect Costs)					
Other Transfers Out					
All Other Transfers Out to All Others		7299	0.00	0.00	0.0%
Debt Service					
Debt Service - Interest		7438	0.00	0.00	0.0%
Other Debt Service - Principal		7439	0.00	0.00	0.0%
TOTAL, OTHER OUTGO (excluding Transfers of Indirect Costs)			0.00	0.00	0.0%
TOTAL, EXPENDITURES			0.00	0.00	0.0%
INTERFUND TRANSFERS					
INTERFUND TRANSFERS IN					
Other Authorized Interfund Transfers In		8919	0.00	0.00	0.0%
(a) TOTAL, INTERFUND TRANSFERS IN			0.00	0.00	0.0%
INTERFUND TRANSFERS OUT					
From: All Other Funds To: State School Building Fund/County School Facilities Fund		7613	0.00	0.00	0.0%
Other Authorized Interfund Transfers Out		7619	0.00	0.00	0.0%
(b) TOTAL, INTERFUND TRANSFERS OUT			0.00	0.00	0.0%
OTHER SOURCES/USES					
SOURCES					
Proceeds					
Proceeds from Disposal of Capital Assets		8953	0.00	0.00	0.0%
Other Sources					
Transfers from Funds of Lapsed/Reorganized LEAs		8965	0.00	0.00	0.0%
Long-Term Debt Proceeds					

Description	Resource Codes	Object Codes	2022-23 Estimated Actuals	2023-24 Budget	Percent Difference
Proceeds from Certificates of Participation		8971	0.00	0.00	0.0%
Proceeds from Leases		8972	0.00	0.00	0.0%
Proceeds from Lease Revenue Bonds		8973	0.00	0.00	0.0%
Proceeds from SBITAs		8974	0.00	0.00	0.0%
All Other Financing Sources		8979	0.00	0.00	0.0%
(c) TOTAL, SOURCES			0.00	0.00	0.0%
USES					
Transfers of Funds from Lapsed/Reorganized LEAs		7651	0.00	0.00	0.0%
All Other Financing Uses		7699	0.00	0.00	0.0%
(d) TOTAL, USES			0.00	0.00	0.0%
CONTRIBUTIONS					
Contributions from Unrestricted Revenues		8980	0.00	0.00	0.0%
Contributions from Restricted Revenues		8990	0.00	0.00	0.0%
(e) TOTAL, CONTRIBUTIONS			0.00	0.00	0.0%
TOTAL, OTHER FINANCING SOURCES/USES (a - b + c - d + e)			0.00	0.00	0.0%

Description	Function Codes	Object Codes	2022-23 Estimated Actuals	2023-24 Budget	Percent Difference
A. REVENUES					
1) LCFF Sources		8010-8099	0.00	0.00	0.0%
2) Federal Revenue		8100-8299	0.00	0.00	0.0%
3) Other State Revenue		8300-8599	0.00	0.00	0.0%
4) Other Local Revenue		8600-8799	1,000.00	1,000.00	0.0%
5) TOTAL, REVENUES			1,000.00	1,000.00	0.0%
B. EXPENDITURES (Objects 1000-7999)					
1) Instruction	1000-1999		0.00	0.00	0.0%
2) Instruction - Related Services	2000-2999		0.00	0.00	0.0%
3) Pupil Services	3000-3999		0.00	0.00	0.0%
4) Ancillary Services	4000-4999		0.00	0.00	0.0%
5) Community Services	5000-5999		0.00	0.00	0.0%
6) Enterprise	6000-6999		0.00	0.00	0.0%
7) General Administration	7000-7999		0.00	0.00	0.0%
8) Plant Services	8000-8999		0.00	0.00	0.0%
9) Other Outgo	9000-9999	Except 7600-7699	0.00	0.00	0.0%
10) TOTAL, EXPENDITURES			0.00	0.00	0.0%
C. EXCESS (DEFICIENCY) OF REVENUES OVER EXPENDITURES BEFORE OTHER FINANCING SOURCES AND USES(A5 -B10)			1,000.00	1,000.00	0.0%
D. OTHER FINANCING SOURCES/USES					
1) Interfund Transfers					
a) Transfers In		8900-8929	0.00	0.00	0.0%
b) Transfers Out		7600-7629	0.00	0.00	0.0%
2) Other Sources/Uses					
a) Sources		8930-8979	0.00	0.00	0.0%
b) Uses		7630-7699	0.00	0.00	0.0%
3) Contributions		8980-8999	0.00	0.00	0.0%
4) TOTAL, OTHER FINANCING SOURCES/USES			0.00	0.00	0.0%
E. NET INCREASE (DECREASE) IN FUND BALANCE(C + D4)			1,000.00	1,000.00	0.0%
F. FUND BALANCE, RESERVES					
1) Beginning Fund Balance					
a) As of July 1 - Unaudited		9791	245,748.88	246,748.88	0.4%
b) Audit Adjustments		9793	0.00	0.00	0.0%
c) As of July 1 - Audited (F1a + F1b)			245,748.88	246,748.88	0.4%
d) Other Restatements		9795	0.00	0.00	0.0%
e) Adjusted Beginning Balance (F1c + F1d)			245,748.88	246,748.88	0.4%
2) Ending Balance, June 30 (E + F1e)			246,748.88	247,748.88	0.4%
Components of Ending Fund Balance					
a) Nonspendable					
Revolving Cash		9711	0.00	0.00	0.0%
Stores		9712	0.00	0.00	0.0%
Prepaid Items		9713	0.00	0.00	0.0%
All Others		9719	0.00	0.00	0.0%
b) Restricted		9740	119,073.97	119,073.97	0.0%
c) Committed					
Stabilization Arrangements		9750	0.00	0.00	0.0%
Other Commitments (by Resource/Object)		9760	127,674.91	128,674.91	0.8%
d) Assigned					
Other Assignments (by Resource/Object)		9780	0.00	0.00	0.0%
e) Unassigned/Unappropriated					
Reserve for Economic Uncertainties		9789	0.00	0.00	0.0%
Unassigned/Unappropriated Amount		9790	0.00	0.00	0.0%

	Resource	Description	2022-23 Estimated Actuals	2023-24 Budget
	9010	Other Restricted Local	119,073.97	119,073.97
Total, Restricted Balance			119,073.97	119,073.97

Description	Resource Codes	Object Codes	2022-23 Estimated Actuals	2023-24 Budget	Percent Difference
A. REVENUES					
1) LCFF Sources		8010-8099	0.00	0.00	0.0%
2) Federal Revenue		8100-8299	0.00	0.00	0.0%
3) Other State Revenue		8300-8599	0.00	0.00	0.0%
4) Other Local Revenue		8600-8799	10.00	10.00	0.0%
5) TOTAL, REVENUES			10.00	10.00	0.0%
B. EXPENDITURES					
1) Certificated Salaries		1000-1999	0.00	0.00	0.0%
2) Classified Salaries		2000-2999	0.00	0.00	0.0%
3) Employee Benefits		3000-3999	0.00	0.00	0.0%
4) Books and Supplies		4000-4999	0.00	0.00	0.0%
5) Services and Other Operating Expenditures		5000-5999	0.00	0.00	0.0%
6) Capital Outlay		6000-6999	0.00	0.00	0.0%
7) Other Outgo (excluding Transfers of Indirect Costs)		7100-7299, 7400-7499	0.00	0.00	0.0%
8) Other Outgo - Transfers of Indirect Costs		7300-7399	0.00	0.00	0.0%
9) TOTAL, EXPENDITURES			0.00	0.00	0.0%
C. EXCESS (DEFICIENCY) OF REVENUES OVER EXPENDITURES BEFORE OTHER FINANCING SOURCES AND USES (A5 - B9)			10.00	10.00	0.0%
D. OTHER FINANCING SOURCES/USES					
1) Interfund Transfers					
a) Transfers In		8900-8929	0.00	0.00	0.0%
b) Transfers Out		7600-7629	0.00	0.00	0.0%
2) Other Sources/Uses					
a) Sources		8930-8979	0.00	0.00	0.0%
b) Uses		7630-7699	0.00	0.00	0.0%
3) Contributions		8980-8999	0.00	0.00	0.0%
4) TOTAL, OTHER FINANCING SOURCES/USES			0.00	0.00	0.0%
E. NET INCREASE (DECREASE) IN FUND BALANCE (C + D4)			10.00	10.00	0.0%
F. FUND BALANCE, RESERVES					
1) Beginning Fund Balance					
a) As of July 1 - Unaudited		9791	1,160.75	1,170.75	0.9%
b) Audit Adjustments		9793	0.00	0.00	0.0%
c) As of July 1 - Audited (F1a + F1b)			1,160.75	1,170.75	0.9%
d) Other Restatements		9795	0.00	0.00	0.0%
e) Adjusted Beginning Balance (F1c + F1d)			1,160.75	1,170.75	0.9%
2) Ending Balance, June 30 (E + F1e)			1,170.75	1,180.75	0.9%
Components of Ending Fund Balance					
a) Nonspendable					
Revolving Cash		9711	0.00	0.00	0.0%
Stores		9712	0.00	0.00	0.0%
Prepaid Items		9713	0.00	0.00	0.0%
All Others		9719	0.00	0.00	0.0%
b) Restricted		9740	0.00	0.00	0.0%
c) Committed					
Stabilization Arrangements		9750	0.00	0.00	0.0%
Other Commitments		9760	1,170.75	1,180.75	0.9%
d) Assigned					
Other Assignments		9780	0.00	0.00	0.0%
e) Unassigned/Unappropriated					
Reserve for Economic Uncertainties		9789	0.00	0.00	0.0%
Unassigned/Unappropriated Amount		9790	0.00	0.00	0.0%
G. ASSETS					
1) Cash					
a) in County Treasury		9110	1,175.27		
1) Fair Value Adjustment to Cash in County Treasury		9111	0.00		
b) in Banks		9120	0.00		
c) in Revolving Cash Account		9130	0.00		
d) with Fiscal Agent/Trustee		9135	0.00		
e) Collections Awaiting Deposit		9140	0.00		
2) Investments		9150	.64		
3) Accounts Receivable		9200	0.00		

Description	Resource Codes	Object Codes	2022-23 Estimated Actuals	2023-24 Budget	Percent Difference
4) Due from Grantor Government		9290	0.00		
5) Due from Other Funds		9310	0.00		
6) Stores		9320	0.00		
7) Prepaid Expenditures		9330	0.00		
8) Other Current Assets		9340	0.00		
9) Lease Receivable		9380	0.00		
10) TOTAL, ASSETS			1,175.91		
H. DEFERRED OUTFLOWS OF RESOURCES					
1) Deferred Outflows of Resources		9490	0.00		
2) TOTAL, DEFERRED OUTFLOWS			0.00		
I. LIABILITIES					
1) Accounts Payable		9500	0.00		
2) Due to Grantor Governments		9590	0.00		
3) Due to Other Funds		9610	0.00		
4) Current Loans		9640	0.00		
5) Unearned Revenue		9650	0.00		
6) TOTAL, LIABILITIES			0.00		
J. DEFERRED INFLOWS OF RESOURCES					
1) Deferred Inflows of Resources		9690	0.00		
2) TOTAL, DEFERRED INFLOWS			0.00		
K. FUND EQUITY					
Ending Fund Balance, June 30 (G10 + H2) - (I6 + J2)			1,175.91		
FEDERAL REVENUE					
All Other Federal Revenue		8290	0.00	0.00	0.0%
TOTAL, FEDERAL REVENUE			0.00	0.00	0.0%
OTHER STATE REVENUE					
School Facilities Apportionments		8545	0.00	0.00	0.0%
Pass-Through Revenues from State Sources		8587	0.00	0.00	0.0%
All Other State Revenue		8590	0.00	0.00	0.0%
TOTAL, OTHER STATE REVENUE			0.00	0.00	0.0%
OTHER LOCAL REVENUE					
Other Local Revenue					
Sales					
Sale of Equipment/Supplies		8631	0.00	0.00	0.0%
Leases and Rentals		8650	0.00	0.00	0.0%
Interest		8660	10.00	10.00	0.0%
Net Increase (Decrease) in the Fair Value of Investments		8662	0.00	0.00	0.0%
Other Local Revenue					
All Other Local Revenue		8699	0.00	0.00	0.0%
All Other Transfers In from All Others		8799	0.00	0.00	0.0%
TOTAL, OTHER LOCAL REVENUE			10.00	10.00	0.0%
TOTAL, REVENUES			10.00	10.00	0.0%
CLASSIFIED SALARIES					
Classified Support Salaries		2200	0.00	0.00	0.0%
Classified Supervisors' and Administrators' Salaries		2300	0.00	0.00	0.0%
Clerical, Technical and Office Salaries		2400	0.00	0.00	0.0%
Other Classified Salaries		2900	0.00	0.00	0.0%
TOTAL, CLASSIFIED SALARIES			0.00	0.00	0.0%
EMPLOYEE BENEFITS					
STRS		3101-3102	0.00	0.00	0.0%
PERS		3201-3202	0.00	0.00	0.0%
OASDI/Medicare/Alternative		3301-3302	0.00	0.00	0.0%
Health and Welfare Benefits		3401-3402	0.00	0.00	0.0%
Unemployment Insurance		3501-3502	0.00	0.00	0.0%
Workers' Compensation		3601-3602	0.00	0.00	0.0%
OPEB, Allocated		3701-3702	0.00	0.00	0.0%
OPEB, Active Employees		3751-3752	0.00	0.00	0.0%
Other Employee Benefits		3901-3902	0.00	0.00	0.0%
TOTAL, EMPLOYEE BENEFITS			0.00	0.00	0.0%
BOOKS AND SUPPLIES					
Books and Other Reference Materials		4200	0.00	0.00	0.0%

Description	Resource Codes	Object Codes	2022-23 Estimated Actuals	2023-24 Budget	Percent Difference
Materials and Supplies		4300	0.00	0.00	0.0%
Noncapitalized Equipment		4400	0.00	0.00	0.0%
TOTAL, BOOKS AND SUPPLIES			0.00	0.00	0.0%
SERVICES AND OTHER OPERATING EXPENDITURES					
Subagreements for Services		5100	0.00	0.00	0.0%
Travel and Conferences		5200	0.00	0.00	0.0%
Insurance		5400-5450	0.00	0.00	0.0%
Operations and Housekeeping Services		5500	0.00	0.00	0.0%
Rentals, Leases, Repairs, and Noncapitalized Improvements		5600	0.00	0.00	0.0%
Transfers of Direct Costs		5710	0.00	0.00	0.0%
Transfers of Direct Costs - Interfund		5750	0.00	0.00	0.0%
Professional/Consulting Services and Operating Expenditures		5800	0.00	0.00	0.0%
Communications		5900	0.00	0.00	0.0%
TOTAL, SERVICES AND OTHER OPERATING EXPENDITURES			0.00	0.00	0.0%
CAPITAL OUTLAY					
Land		6100	0.00	0.00	0.0%
Land Improvements		6170	0.00	0.00	0.0%
Buildings and Improvements of Buildings		6200	0.00	0.00	0.0%
Books and Media for New School Libraries or Major Expansion of School Libraries		6300	0.00	0.00	0.0%
Equipment		6400	0.00	0.00	0.0%
Equipment Replacement		6500	0.00	0.00	0.0%
Lease Assets		6600	0.00	0.00	0.0%
Subscription Assets		6700	0.00	0.00	0.0%
TOTAL, CAPITAL OUTLAY			0.00	0.00	0.0%
OTHER OUTGO (excluding Transfers of Indirect Costs)					
Other Transfers Out					
Transfers of Pass-Through Revenues					
To Districts or Charter Schools		7211	0.00	0.00	0.0%
To County Offices		7212	0.00	0.00	0.0%
To JPAs		7213	0.00	0.00	0.0%
All Other Transfers Out to All Others		7299	0.00	0.00	0.0%
Debt Service					
Debt Service - Interest		7438	0.00	0.00	0.0%
Other Debt Service - Principal		7439	0.00	0.00	0.0%
TOTAL, OTHER OUTGO (excluding Transfers of Indirect Costs)			0.00	0.00	0.0%
TOTAL, EXPENDITURES			0.00	0.00	0.0%
INTERFUND TRANSFERS					
INTERFUND TRANSFERS IN					
To: State School Building Fund/County School Facilities Fund From: All Other Funds		8913	0.00	0.00	0.0%
Other Authorized Interfund Transfers In		8919	0.00	0.00	0.0%
(a) TOTAL, INTERFUND TRANSFERS IN			0.00	0.00	0.0%
INTERFUND TRANSFERS OUT					
From: All Other Funds To: State School Building Fund/County School Facilities Fund		7613	0.00	0.00	0.0%
Other Authorized Interfund Transfers Out		7619	0.00	0.00	0.0%
(b) TOTAL, INTERFUND TRANSFERS OUT			0.00	0.00	0.0%
OTHER SOURCES/USES					
SOURCES					
Proceeds					
Proceeds from Disposal of Capital Assets		8953	0.00	0.00	0.0%
Other Sources					
Transfers from Funds of Lapsed/Reorganized LEAs		8965	0.00	0.00	0.0%
Long-Term Debt Proceeds					
Proceeds from Certificates of Participation		8971	0.00	0.00	0.0%
Proceeds from Leases		8972	0.00	0.00	0.0%
Proceeds from Lease Revenue Bonds		8973	0.00	0.00	0.0%
Proceeds from SBITAs		8974	0.00	0.00	0.0%
All Other Financing Sources		8979	0.00	0.00	0.0%
(c) TOTAL, SOURCES			0.00	0.00	0.0%
USES					
Transfers of Funds from Lapsed/Reorganized LEAs		7651	0.00	0.00	0.0%
(d) TOTAL, USES			0.00	0.00	0.0%
CONTRIBUTIONS					

Description	Resource Codes	Object Codes	2022-23 Estimated Actuals	2023-24 Budget	Percent Difference
Contributions from Unrestricted Revenues		8980	0.00	0.00	0.0%
Contributions from Restricted Revenues		8990	0.00	0.00	0.0%
(e) TOTAL, CONTRIBUTIONS			0.00	0.00	0.0%
TOTAL, OTHER FINANCING SOURCES/USES (a - b + c - d + e)			0.00	0.00	0.0%

Description	Function Codes	Object Codes	2022-23 Estimated Actuals	2023-24 Budget	Percent Difference
A. REVENUES					
1) LCFF Sources		8010-8099	0.00	0.00	0.0%
2) Federal Revenue		8100-8299	0.00	0.00	0.0%
3) Other State Revenue		8300-8599	0.00	0.00	0.0%
4) Other Local Revenue		8600-8799	10.00	10.00	0.0%
5) TOTAL, REVENUES			10.00	10.00	0.0%
B. EXPENDITURES (Objects 1000-7999)					
1) Instruction	1000-1999		0.00	0.00	0.0%
2) Instruction - Related Services	2000-2999		0.00	0.00	0.0%
3) Pupil Services	3000-3999		0.00	0.00	0.0%
4) Ancillary Services	4000-4999		0.00	0.00	0.0%
5) Community Services	5000-5999		0.00	0.00	0.0%
6) Enterprise	6000-6999		0.00	0.00	0.0%
7) General Administration	7000-7999		0.00	0.00	0.0%
8) Plant Services	8000-8999		0.00	0.00	0.0%
9) Other Outgo	9000-9999	Except 7600-7699	0.00	0.00	0.0%
10) TOTAL, EXPENDITURES			0.00	0.00	0.0%
C. EXCESS (DEFICIENCY) OF REVENUES OVER EXPENDITURES BEFORE OTHER FINANCING SOURCES AND USES(A5 -B10)			10.00	10.00	0.0%
D. OTHER FINANCING SOURCES/USES					
1) Interfund Transfers					
a) Transfers In		8900-8929	0.00	0.00	0.0%
b) Transfers Out		7600-7629	0.00	0.00	0.0%
2) Other Sources/Uses					
a) Sources		8930-8979	0.00	0.00	0.0%
b) Uses		7630-7699	0.00	0.00	0.0%
3) Contributions		8980-8999	0.00	0.00	0.0%
4) TOTAL, OTHER FINANCING SOURCES/USES			0.00	0.00	0.0%
E. NET INCREASE (DECREASE) IN FUND BALANCE(C + D4)			10.00	10.00	0.0%
F. FUND BALANCE, RESERVES					
1) Beginning Fund Balance					
a) As of July 1 - Unaudited		9791	1,160.75	1,170.75	0.9%
b) Audit Adjustments		9793	0.00	0.00	0.0%
c) As of July 1 - Audited (F1a + F1b)			1,160.75	1,170.75	0.9%
d) Other Restatements		9795	0.00	0.00	0.0%
e) Adjusted Beginning Balance (F1c + F1d)			1,160.75	1,170.75	0.9%
2) Ending Balance, June 30 (E + F1e)			1,170.75	1,180.75	0.9%
Components of Ending Fund Balance					
a) Nonspendable					
Revolving Cash		9711	0.00	0.00	0.0%
Stores		9712	0.00	0.00	0.0%
Prepaid Items		9713	0.00	0.00	0.0%
All Others		9719	0.00	0.00	0.0%
b) Restricted		9740	0.00	0.00	0.0%
c) Committed					
Stabilization Arrangements		9750	0.00	0.00	0.0%
Other Commitments (by Resource/Object)		9760	1,170.75	1,180.75	0.9%
d) Assigned					
Other Assignments (by Resource/Object)		9780	0.00	0.00	0.0%
e) Unassigned/Unappropriated					
Reserve for Economic Uncertainties		9789	0.00	0.00	0.0%
Unassigned/Unappropriated Amount		9790	0.00	0.00	0.0%

Resource	Description	2022-23 Estimated Actuals	2023-24 Budget
Total, Restricted Balance		0.00	0.00

Description	Resource Codes	Object Codes	2022-23 Estimated Actuals	2023-24 Budget	Percent Difference
A. REVENUES					
1) LCFF Sources		8010-8099	0.00	0.00	0.0%
2) Federal Revenue		8100-8299	0.00	0.00	0.0%
3) Other State Revenue		8300-8599	0.00	0.00	0.0%
4) Other Local Revenue		8600-8799	20.00	20.00	0.0%
5) TOTAL, REVENUES			20.00	20.00	0.0%
B. EXPENDITURES					
1) Certificated Salaries		1000-1999	0.00	0.00	0.0%
2) Classified Salaries		2000-2999	0.00	0.00	0.0%
3) Employee Benefits		3000-3999	0.00	0.00	0.0%
4) Books and Supplies		4000-4999	0.00	0.00	0.0%
5) Services and Other Operating Expenditures		5000-5999	0.00	0.00	0.0%
6) Capital Outlay		6000-6999	0.00	0.00	0.0%
7) Other Outgo (excluding Transfers of Indirect Costs)		7100-7299, 7400-7499	0.00	0.00	0.0%
8) Other Outgo - Transfers of Indirect Costs		7300-7399	0.00	0.00	0.0%
9) TOTAL, EXPENDITURES			0.00	0.00	0.0%
C. EXCESS (DEFICIENCY) OF REVENUES OVER EXPENDITURES BEFORE OTHER FINANCING SOURCES AND USES (A5 - B9)			20.00	20.00	0.0%
D. OTHER FINANCING SOURCES/USES					
1) Interfund Transfers					
a) Transfers In		8900-8929	0.00	0.00	0.0%
b) Transfers Out		7600-7629	0.00	0.00	0.0%
2) Other Sources/Uses					
a) Sources		8930-8979	0.00	0.00	0.0%
b) Uses		7630-7699	0.00	0.00	0.0%
3) Contributions		8980-8999	0.00	0.00	0.0%
4) TOTAL, OTHER FINANCING SOURCES/USES			0.00	0.00	0.0%
E. NET INCREASE (DECREASE) IN FUND BALANCE (C + D4)			20.00	20.00	0.0%
F. FUND BALANCE, RESERVES					
1) Beginning Fund Balance					
a) As of July 1 - Unaudited		9791	7,310.80	7,330.80	0.3%
b) Audit Adjustments		9793	0.00	0.00	0.0%
c) As of July 1 - Audited (F1a + F1b)			7,310.80	7,330.80	0.3%
d) Other Restatements		9795	0.00	0.00	0.0%
e) Adjusted Beginning Balance (F1c + F1d)			7,310.80	7,330.80	0.3%
2) Ending Balance, June 30 (E + F1e)			7,330.80	7,350.80	0.3%
Components of Ending Fund Balance					
a) Nonspendable					
Revolving Cash		9711	0.00	0.00	0.0%
Stores		9712	0.00	0.00	0.0%
Prepaid Items		9713	0.00	0.00	0.0%
All Others		9719	0.00	0.00	0.0%
b) Restricted		9740	0.00	0.00	0.0%
c) Committed					
Stabilization Arrangements		9750	0.00	0.00	0.0%
Other Commitments		9760	7,330.80	7,350.80	0.3%
d) Assigned					
Other Assignments		9780	0.00	0.00	0.0%
e) Unassigned/Unappropriated					
Reserve for Economic Uncertainties		9789	0.00	0.00	0.0%
Unassigned/Unappropriated Amount		9790	0.00	0.00	0.0%
G. ASSETS					
1) Cash					
a) in County Treasury		9110	3,478.86		
1) Fair Value Adjustment to Cash in County Treasury		9111	0.00		
b) In Banks		9120	3,156.71		
c) In Revolving Cash Account		9130	0.00		
d) with Fiscal Agent/Trustee		9135	0.00		
e) Collections Awaiting Deposit		9140	0.00		
2) Investments		9150	785.26		
3) Accounts Receivable		9200	0.00		

Description	Resource Codes	Object Codes	2022-23 Estimated Actuals	2023-24 Budget	Percent Difference
4) Due from Grantor Government		9290	0.00		
5) Due from Other Funds		9310	0.00		
6) Stores		9320	0.00		
7) Prepaid Expenditures		9330	0.00		
8) Other Current Assets		9340	0.00		
9) Lease Receivable		9380	0.00		
10) TOTAL, ASSETS			7,420.83		
H. DEFERRED OUTFLOWS OF RESOURCES					
1) Deferred Outflows of Resources		9490	0.00		
2) TOTAL, DEFERRED OUTFLOWS			0.00		
I. LIABILITIES					
1) Accounts Payable		9500	0.00		
2) Due to Grantor Governments		9590	0.00		
3) Due to Other Funds		9610	65.15		
4) Current Loans		9640	0.00		
5) Unearned Revenue		9650	0.00		
6) TOTAL, LIABILITIES			65.15		
J. DEFERRED INFLOWS OF RESOURCES					
1) Deferred Inflows of Resources		9690	0.00		
2) TOTAL, DEFERRED INFLOWS			0.00		
K. FUND EQUITY					
Ending Fund Balance, June 30 (G10 + H2) - (I6 + J2)			7,355.68		
FEDERAL REVENUE					
FEMA		8281	0.00	0.00	0.0%
All Other Federal Revenue		8290	0.00	0.00	0.0%
TOTAL, FEDERAL REVENUE			0.00	0.00	0.0%
OTHER STATE REVENUE					
Pass-Through Revenues from State Sources		8587	0.00	0.00	0.0%
California Clean Energy Jobs Act	6230	8590	0.00	0.00	0.0%
All Other State Revenue	All Other	8590	0.00	0.00	0.0%
TOTAL, OTHER STATE REVENUE			0.00	0.00	0.0%
OTHER LOCAL REVENUE					
Other Local Revenue					
Community Redevelopment Funds Not Subject to LCFF Deduction		8625	0.00	0.00	0.0%
Sales					
Sale of Equipment/Supplies		8631	0.00	0.00	0.0%
Leases and Rentals		8650	0.00	0.00	0.0%
Interest		8660	20.00	20.00	0.0%
Net Increase (Decrease) in the Fair Value of Investments		8662	0.00	0.00	0.0%
Other Local Revenue					
All Other Local Revenue		8699	0.00	0.00	0.0%
All Other Transfers In from All Others		8799	0.00	0.00	0.0%
TOTAL, OTHER LOCAL REVENUE			20.00	20.00	0.0%
TOTAL, REVENUES			20.00	20.00	0.0%
CLASSIFIED SALARIES					
Classified Support Salaries		2200	0.00	0.00	0.0%
Classified Supervisors' and Administrators' Salaries		2300	0.00	0.00	0.0%
Clerical, Technical and Office Salaries		2400	0.00	0.00	0.0%
Other Classified Salaries		2900	0.00	0.00	0.0%
TOTAL, CLASSIFIED SALARIES			0.00	0.00	0.0%
EMPLOYEE BENEFITS					
STRS		3101-3102	0.00	0.00	0.0%
PERS		3201-3202	0.00	0.00	0.0%
OASDI/Medicare/Alternative		3301-3302	0.00	0.00	0.0%
Health and Welfare Benefits		3401-3402	0.00	0.00	0.0%
Unemployment Insurance		3501-3502	0.00	0.00	0.0%
Workers' Compensation		3601-3602	0.00	0.00	0.0%
OPEB, Allocated		3701-3702	0.00	0.00	0.0%
OPEB, Active Employees		3751-3752	0.00	0.00	0.0%
Other Employee Benefits		3901-3902	0.00	0.00	0.0%
TOTAL, EMPLOYEE BENEFITS			0.00	0.00	0.0%

Description	Resource Codes	Object Codes	2022-23 Estimated Actuals	2023-24 Budget	Percent Difference
BOOKS AND SUPPLIES					
Books and Other Reference Materials		4200	0.00	0.00	0.0%
Materials and Supplies		4300	0.00	0.00	0.0%
Noncapitalized Equipment		4400	0.00	0.00	0.0%
TOTAL, BOOKS AND SUPPLIES			0.00	0.00	0.0%
SERVICES AND OTHER OPERATING EXPENDITURES					
Subagreements for Services		5100	0.00	0.00	0.0%
Travel and Conferences		5200	0.00	0.00	0.0%
Insurance		5400-5450	0.00	0.00	0.0%
Operations and Housekeeping Services		5500	0.00	0.00	0.0%
Rentals, Leases, Repairs, and Noncapitalized Improvements		5600	0.00	0.00	0.0%
Transfers of Direct Costs		5710	0.00	0.00	0.0%
Transfers of Direct Costs - Interfund		5750	0.00	0.00	0.0%
Professional/Consulting Services and Operating Expenditures		5800	0.00	0.00	0.0%
Communications		5900	0.00	0.00	0.0%
TOTAL, SERVICES AND OTHER OPERATING EXPENDITURES			0.00	0.00	0.0%
CAPITAL OUTLAY					
Land		6100	0.00	0.00	0.0%
Land Improvements		6170	0.00	0.00	0.0%
Buildings and Improvements of Buildings		6200	0.00	0.00	0.0%
Books and Media for New School Libraries or Major Expansion of School Libraries		6300	0.00	0.00	0.0%
Equipment		6400	0.00	0.00	0.0%
Equipment Replacement		6500	0.00	0.00	0.0%
Lease Assets		6600	0.00	0.00	0.0%
Subscription Assets		6700	0.00	0.00	0.0%
TOTAL, CAPITAL OUTLAY			0.00	0.00	0.0%
OTHER OUTGO (excluding Transfers of Indirect Costs)					
Other Transfers Out					
Transfers of Pass-Through Revenues					
To Districts or Charter Schools		7211	0.00	0.00	0.0%
To County Offices		7212	0.00	0.00	0.0%
To JPAs		7213	0.00	0.00	0.0%
All Other Transfers Out to All Others		7299	0.00	0.00	0.0%
Debt Service					
Debt Service - Interest		7438	0.00	0.00	0.0%
Other Debt Service - Principal		7439	0.00	0.00	0.0%
TOTAL, OTHER OUTGO (excluding Transfers of Indirect Costs)			0.00	0.00	0.0%
TOTAL, EXPENDITURES			0.00	0.00	0.0%
INTERFUND TRANSFERS					
INTERFUND TRANSFERS IN					
To: Special Reserve Fund From: General Fund/CSSF		8912	0.00	0.00	0.0%
Other Authorized Interfund Transfers In		8919	0.00	0.00	0.0%
(a) TOTAL, INTERFUND TRANSFERS IN			0.00	0.00	0.0%
INTERFUND TRANSFERS OUT					
From: Special Reserve Fund To: General Fund/CSSF		7612	0.00	0.00	0.0%
From: All Other Funds To: State School Building Fund/County School Facilities Fund		7613	0.00	0.00	0.0%
Other Authorized Interfund Transfers Out		7619	0.00	0.00	0.0%
(b) TOTAL, INTERFUND TRANSFERS OUT			0.00	0.00	0.0%
OTHER SOURCES/USES					
SOURCES					
Proceeds					
Proceeds from Disposal of Capital Assets		8953	0.00	0.00	0.0%
Other Sources					
Transfers from Funds of Lapsed/Reorganized LEAs		8965	0.00	0.00	0.0%
Long-Term Debt Proceeds					
Proceeds from Certificates of Participation		8971	0.00	0.00	0.0%
Proceeds from Leases		8972	0.00	0.00	0.0%
Proceeds from Lease Revenue Bonds		8973	0.00	0.00	0.0%
Proceeds from SBITAs		8974	0.00	0.00	0.0%
All Other Financing Sources		8979	0.00	0.00	0.0%
(c) TOTAL, SOURCES			0.00	0.00	0.0%
USES					

Description	Resource Codes	Object Codes	2022-23 Estimated Actuals	2023-24 Budget	Percent Difference
Transfers of Funds from Lapsed/Reorganized LEAs		7651	0.00	0.00	0.0%
All Other Financing Uses		7699	0.00	0.00	0.0%
(d) TOTAL, USES			0.00	0.00	0.0%
CONTRIBUTIONS					
Contributions from Unrestricted Revenues		8980	0.00	0.00	0.0%
Contributions from Restricted Revenues		8990	0.00	0.00	0.0%
(e) TOTAL, CONTRIBUTIONS			0.00	0.00	0.0%
TOTAL, OTHER FINANCING SOURCES/USES (a - b + c - d + e)			0.00	0.00	0.0%

Description	Function Codes	Object Codes	2022-23 Estimated Actuals	2023-24 Budget	Percent Difference
A. REVENUES					
1) LCFF Sources		8010-8099	0.00	0.00	0.0%
2) Federal Revenue		8100-8299	0.00	0.00	0.0%
3) Other State Revenue		8300-8599	0.00	0.00	0.0%
4) Other Local Revenue		8600-8799	20.00	20.00	0.0%
5) TOTAL, REVENUES			20.00	20.00	0.0%
B. EXPENDITURES (Objects 1000-7999)					
1) Instruction	1000-1999		0.00	0.00	0.0%
2) Instruction - Related Services	2000-2999		0.00	0.00	0.0%
3) Pupil Services	3000-3999		0.00	0.00	0.0%
4) Ancillary Services	4000-4999		0.00	0.00	0.0%
5) Community Services	5000-5999		0.00	0.00	0.0%
6) Enterprise	6000-6999		0.00	0.00	0.0%
7) General Administration	7000-7999		0.00	0.00	0.0%
8) Plant Services	8000-8999		0.00	0.00	0.0%
9) Other Outgo	9000-9999	Except 7600-7699	0.00	0.00	0.0%
10) TOTAL, EXPENDITURES			0.00	0.00	0.0%
C. EXCESS (DEFICIENCY) OF REVENUES OVER EXPENDITURES BEFORE OTHER FINANCING SOURCES AND USES(A5 -B10)			20.00	20.00	0.0%
D. OTHER FINANCING SOURCES/USES					
1) Interfund Transfers					
a) Transfers In		8900-8929	0.00	0.00	0.0%
b) Transfers Out		7600-7629	0.00	0.00	0.0%
2) Other Sources/Uses					
a) Sources		8930-8979	0.00	0.00	0.0%
b) Uses		7630-7699	0.00	0.00	0.0%
3) Contributions		8980-8999	0.00	0.00	0.0%
4) TOTAL, OTHER FINANCING SOURCES/USES			0.00	0.00	0.0%
E. NET INCREASE (DECREASE) IN FUND BALANCE(C + D4)			20.00	20.00	0.0%
F. FUND BALANCE, RESERVES					
1) Beginning Fund Balance					
a) As of July 1 - Unaudited		9791	7,310.80	7,330.80	0.3%
b) Audit Adjustments		9793	0.00	0.00	0.0%
c) As of July 1 - Audited (F1a + F1b)			7,310.80	7,330.80	0.3%
d) Other Restatements		9795	0.00	0.00	0.0%
e) Adjusted Beginning Balance (F1c + F1d)			7,310.80	7,330.80	0.3%
2) Ending Balance, June 30 (E + F1e)			7,330.80	7,350.80	0.3%
Components of Ending Fund Balance					
a) Nonspendable					
Revolving Cash		9711	0.00	0.00	0.0%
Stores		9712	0.00	0.00	0.0%
Prepaid Items		9713	0.00	0.00	0.0%
All Others		9719	0.00	0.00	0.0%
b) Restricted		9740	0.00	0.00	0.0%
c) Committed					
Stabilization Arrangements		9750	0.00	0.00	0.0%
Other Commitments (by Resource/Object)		9760	7,330.80	7,350.80	0.3%
d) Assigned					
Other Assignments (by Resource/Object)		9780	0.00	0.00	0.0%
e) Unassigned/Unappropriated					
Reserve for Economic Uncertainties		9789	0.00	0.00	0.0%
Unassigned/Unappropriated Amount		9790	0.00	0.00	0.0%

Resource	Description	2022-23 Estimated Actuals	2023-24 Budget
Total, Restricted Balance		0.00	0.00

Description	Resource Codes	Object Codes	2022-23 Estimated Actuals	2023-24 Budget	Percent Difference
A. REVENUES					
1) LCFF Sources		8010-8099	0.00	0.00	0.0%
2) Federal Revenue		8100-8299	0.00	0.00	0.0%
3) Other State Revenue		8300-8599	0.00	0.00	0.0%
4) Other Local Revenue		8600-8799	48,000.00	48,000.00	0.0%
5) TOTAL, REVENUES			48,000.00	48,000.00	0.0%
B. EXPENSES					
1) Certificated Salaries		1000-1999	0.00	0.00	0.0%
2) Classified Salaries		2000-2999	0.00	0.00	0.0%
3) Employee Benefits		3000-3999	0.00	0.00	0.0%
4) Books and Supplies		4000-4999	0.00	0.00	0.0%
5) Services and Other Operating Expenses		5000-5999	48,000.00	48,000.00	0.0%
6) Depreciation and Amortization		6000-6999	0.00	0.00	0.0%
7) Other Outgo (excluding Transfers of Indirect Costs)		7100-7299,7400-7499	0.00	0.00	0.0%
8) Other Outgo - Transfers of Indirect Costs		7300-7399	0.00	0.00	0.0%
9) TOTAL, EXPENSES			48,000.00	48,000.00	0.0%
C. EXCESS (DEFICIENCY) OF REVENUES OVER EXPENSES BEFORE OTHER FINANCING SOURCES AND USES (A5 - B9)			0.00	0.00	0.0%
D. OTHER FINANCING SOURCES/USES					
1) Interfund Transfers					
a) Transfers In		8900-8929	0.00	0.00	0.0%
b) Transfers Out		7600-7629	0.00	0.00	0.0%
2) Other Sources/Uses					
a) Sources		8930-8979	0.00	0.00	0.0%
b) Uses		7630-7699	0.00	0.00	0.0%
3) Contributions		8980-8999	0.00	0.00	0.0%
4) TOTAL, OTHER FINANCING SOURCES/USES			0.00	0.00	0.0%
E. NET INCREASE (DECREASE) IN NET POSITION (C + D4)			0.00	0.00	0.0%
F. NET POSITION					
1) Beginning Net Position					
a) As of July 1 - Unaudited		9791	206,971.72	206,971.72	0.0%
b) Audit Adjustments		9793	0.00	0.00	0.0%
c) As of July 1 - Audited (F1a + F1b)			206,971.72	206,971.72	0.0%
d) Other Restatements		9795	0.00	0.00	0.0%
e) Adjusted Beginning Net Position (F1c + F1d)			206,971.72	206,971.72	0.0%
2) Ending Net Position, June 30 (E + F1e)			206,971.72	206,971.72	0.0%
Components of Ending Net Position					
a) Net Investment in Capital Assets		9796	11,665.60	11,665.60	0.0%
b) Restricted Net Position		9797	0.00	0.00	0.0%
c) Unrestricted Net Position		9790	195,306.12	195,306.12	0.0%
G. ASSETS					
1) Cash					
a) in County Treasury		9110	12,212.44		
1) Fair Value Adjustment to Cash in County Treasury		9111	0.00		
b) in Banks		9120	0.00		
c) in Revolving Cash Account		9130	0.00		
d) with Fiscal Agent/Trustee		9135	0.00		
e) Collections Awaiting Deposit		9140	0.00		
2) Investments		9150	0.00		
3) Accounts Receivable		9200	0.00		
4) Due from Grantor Government		9290	0.00		
5) Due from Other Funds		9310	0.00		
6) Stores		9320	0.00		
7) Prepaid Expenditures		9330	0.00		
8) Other Current Assets		9340	0.00		
9) Lease Receivable		9380	0.00		
10) Fixed Assets					
a) Land		9410	5,000.00		
b) Land Improvements		9420	76,200.00		
c) Accumulated Depreciation - Land Improvements		9425	(58,638.00)		
d) Buildings		9430	1,322,012.00		

Description	Resource Codes	Object Codes	2022-23 Estimated Actuals	2023-24 Budget	Percent Difference
e) Accumulated Depreciation - Buildings		9435	(1,150,464.00)		
f) Equipment		9440	57,711.00		
g) Accumulated Depreciation - Equipment		9445	(57,710.00)		
h) Work in Progress		9450	0.00		
i) Lease Assets		9460	0.00		
j) Accumulated Amortization-Lease Assets		9465	0.00		
k) Subscription Assets		9470	0.00		
l) Accumulated Amortization-Subscription Assets		9475	0.00		
11) TOTAL, ASSETS			206,323.44		
H. DEFERRED OUTFLOWS OF RESOURCES					
1) Deferred Outflows of Resources		9490	0.00		
2) TOTAL, DEFERRED OUTFLOWS			0.00		
I. LIABILITIES					
1) Accounts Payable		9500	0.00		
2) Due to Grantor Governments		9590	0.00		
3) Due to Other Funds		9610	0.00		
4) Current Loans		9640			
5) Unearned Revenue		9650	0.00		
6) Long-Term Liabilities					
a) Subscription Liability		9660	0.00		
b) Net Pension Liability		9663	0.00		
c) Total/Net OPEB Liability		9664	0.00		
d) Compensated Absences		9665	0.00		
e) COPs Payable		9666	0.00		
f) Leases Payable		9667	0.00		
g) Lease Revenue Bonds Payable		9668	0.00		
h) Other General Long-Term Liabilities		9669	0.00		
7) TOTAL, LIABILITIES			0.00		
J. DEFERRED INFLOWS OF RESOURCES					
1) Deferred Inflows of Resources		9690	0.00		
2) TOTAL, DEFERRED INFLOWS			0.00		
K. NET POSITION					
Net Position, June 30 (G11 + H2) - (I7 + J2)			206,323.44		
OTHER STATE REVENUE					
STRS On-Behalf Pension Contributions	7690	8590	0.00	0.00	0.0%
All Other State Revenue	All Other	8590	0.00	0.00	0.0%
TOTAL, OTHER STATE REVENUE			0.00	0.00	0.0%
OTHER LOCAL REVENUE					
Other Local Revenue					
Sales					
All Other Sales		8639	0.00	0.00	0.0%
Leases and Rentals		8650	48,000.00	48,000.00	0.0%
Interest		8660	0.00	0.00	0.0%
Net Increase (Decrease) in the Fair Value of Investments		8662	0.00	0.00	0.0%
Fees and Contracts					
All Other Fees and Contracts		8689	0.00	0.00	0.0%
Other Local Revenue					
All Other Local Revenue		8699	0.00	0.00	0.0%
TOTAL, OTHER LOCAL REVENUE			48,000.00	48,000.00	0.0%
TOTAL, REVENUES			48,000.00	48,000.00	0.0%
CERTIFICATED SALARIES					
Certificated Teachers' Salaries		1100	0.00	0.00	0.0%
Certificated Pupil Support Salaries		1200	0.00	0.00	0.0%
Certificated Supervisors' and Administrators' Salaries		1300	0.00	0.00	0.0%
Other Certificated Salaries		1900	0.00	0.00	0.0%
TOTAL, CERTIFICATED SALARIES			0.00	0.00	0.0%
CLASSIFIED SALARIES					
Classified Instructional Salaries		2100	0.00	0.00	0.0%
Classified Support Salaries		2200	0.00	0.00	0.0%
Classified Supervisors' and Administrators' Salaries		2300	0.00	0.00	0.0%
Clerical, Technical and Office Salaries		2400	0.00	0.00	0.0%

Description	Resource Codes	Object Codes	2022-23 Estimated Actuals	2023-24 Budget	Percent Difference
Other Classified Salaries		2900	0.00	0.00	0.0%
TOTAL, CLASSIFIED SALARIES			0.00	0.00	0.0%
EMPLOYEE BENEFITS					
STRS		3101-3102	0.00	0.00	0.0%
PERS		3201-3202	0.00	0.00	0.0%
OASDI/Medicare/Alternative		3301-3302	0.00	0.00	0.0%
Health and Welfare Benefits		3401-3402	0.00	0.00	0.0%
Unemployment Insurance		3501-3502	0.00	0.00	0.0%
Workers' Compensation		3601-3602	0.00	0.00	0.0%
OPEB, Allocated		3701-3702	0.00	0.00	0.0%
OPEB, Active Employees		3751-3752	0.00	0.00	0.0%
Other Employee Benefits		3901-3902	0.00	0.00	0.0%
TOTAL, EMPLOYEE BENEFITS			0.00	0.00	0.0%
BOOKS AND SUPPLIES					
Approved Textbooks and Core Curricula Materials		4100	0.00	0.00	0.0%
Books and Other Reference Materials		4200	0.00	0.00	0.0%
Materials and Supplies		4300	0.00	0.00	0.0%
Noncapitalized Equipment		4400	0.00	0.00	0.0%
Food		4700	0.00	0.00	0.0%
TOTAL, BOOKS AND SUPPLIES			0.00	0.00	0.0%
SERVICES AND OTHER OPERATING EXPENSES					
Subagreements for Services		5100	0.00	0.00	0.0%
Travel and Conferences		5200	0.00	0.00	0.0%
Dues and Memberships		5300	0.00	0.00	0.0%
Insurance		5400-5450	0.00	0.00	0.0%
Operations and Housekeeping Services		5500	48,000.00	48,000.00	0.0%
Rentals, Leases, Repairs, and Noncapitalized Improvements		5600	0.00	0.00	0.0%
Transfers of Direct Costs		5710	0.00	0.00	0.0%
Transfers of Direct Costs - Interfund		5750	0.00	0.00	0.0%
Professional/Consulting Services and Operating Expenditures		5800	0.00	0.00	0.0%
Communications		5900	0.00	0.00	0.0%
TOTAL, SERVICES AND OTHER OPERATING EXPENSES			48,000.00	48,000.00	0.0%
DEPRECIATION AND AMORTIZATION					
Depreciation Expense		6900	0.00	0.00	0.0%
Amortization Expense-Lease Assets		6910	0.00	0.00	0.0%
Amortization Expense-Subscription Assets		6920	0.00	0.00	0.0%
TOTAL, DEPRECIATION AND AMORTIZATION			0.00	0.00	0.0%
OTHER OUTGO (excluding Transfers of Indirect Costs)					
Other Transfers Out					
All Other Transfers Out to All Others		7299	0.00	0.00	0.0%
TOTAL, OTHER OUTGO (excluding Transfers of Indirect Costs)			0.00	0.00	0.0%
TOTAL, EXPENSES			48,000.00	48,000.00	0.0%
INTERFUND TRANSFERS					
INTERFUND TRANSFERS IN					
Other Authorized Interfund Transfers In		8919	0.00	0.00	0.0%
(a) TOTAL, INTERFUND TRANSFERS IN			0.00	0.00	0.0%
INTERFUND TRANSFERS OUT					
Other Authorized Interfund Transfers Out		7619	0.00	0.00	0.0%
(b) TOTAL, INTERFUND TRANSFERS OUT			0.00	0.00	0.0%
OTHER SOURCES/USES					
SOURCES					
Other Sources					
Transfers from Funds of Lapsed/Reorganized LEAs		8965	0.00	0.00	0.0%
(c) TOTAL, SOURCES			0.00	0.00	0.0%
USES					
Transfers of Funds from Lapsed/Reorganized LEAs		7651	0.00	0.00	0.0%
(d) TOTAL, USES			0.00	0.00	0.0%
CONTRIBUTIONS					
Contributions from Unrestricted Revenues		8980	0.00	0.00	0.0%
Contributions from Restricted Revenues		8990	0.00	0.00	0.0%

Description	Resource Codes	Object Codes	2022-23 Estimated Actuals	2023-24 Budget	Percent Difference
(e) TOTAL, CONTRIBUTIONS			0.00	0.00	0.0%
TOTAL, OTHER FINANCING SOURCES/USES (a - b + c - d + e)			0.00	0.00	0.0%

Description	Function Codes	Object Codes	2022-23 Estimated Actuals	2023-24 Budget	Percent Difference
A. REVENUES					
1) LCFF Sources		8010-8099	0.00	0.00	0.0%
2) Federal Revenue		8100-8299	0.00	0.00	0.0%
3) Other State Revenue		8300-8599	0.00	0.00	0.0%
4) Other Local Revenue		8600-8799	48,000.00	48,000.00	0.0%
5) TOTAL, REVENUES			48,000.00	48,000.00	0.0%
B. EXPENSES (Objects 1000-7999)					
1) Instruction	1000-1999		0.00	0.00	0.0%
2) Instruction - Related Services	2000-2999		0.00	0.00	0.0%
3) Pupil Services	3000-3999		0.00	0.00	0.0%
4) Ancillary Services	4000-4999		0.00	0.00	0.0%
5) Community Services	5000-5999		0.00	0.00	0.0%
6) Enterprise	6000-6999		48,000.00	48,000.00	0.0%
7) General Administration	7000-7999		0.00	0.00	0.0%
8) Plant Services	8000-8999		0.00	0.00	0.0%
9) Other Outgo	9000-9999	Except 7600-7699	0.00	0.00	0.0%
10) TOTAL, EXPENSES			48,000.00	48,000.00	0.0%
C. EXCESS (DEFICIENCY) OF REVENUES OVER EXPENSES BEFORE OTHER FINANCING SOURCES AND USES (A5 - B10)			0.00	0.00	0.0%
D. OTHER FINANCING SOURCES/USES					
1) Interfund Transfers					
a) Transfers In		8900-8929	0.00	0.00	0.0%
b) Transfers Out		7600-7629	0.00	0.00	0.0%
2) Other Sources/Uses					
a) Sources		8930-8979	0.00	0.00	0.0%
b) Uses		7630-7699	0.00	0.00	0.0%
3) Contributions		8980-8999	0.00	0.00	0.0%
4) TOTAL, OTHER FINANCING SOURCES/USES			0.00	0.00	0.0%
E. NET INCREASE (DECREASE) IN NET POSITION (C + D4)			0.00	0.00	0.0%
F. NET POSITION					
1) Beginning Net Position					
a) As of July 1 - Unaudited		9791	206,971.72	206,971.72	0.0%
b) Audit Adjustments		9793	0.00	0.00	0.0%
c) As of July 1 - Audited (F1a + F1b)			206,971.72	206,971.72	0.0%
d) Other Restatements		9795	0.00	0.00	0.0%
e) Adjusted Beginning Net Position (F1c + F1d)			206,971.72	206,971.72	0.0%
2) Ending Net Position, June 30 (E + F1e)			206,971.72	206,971.72	0.0%
Components of Ending Net Position					
a) Net Investment in Capital Assets		9796	11,665.60	11,665.60	0.0%
b) Restricted Net Position		9797	0.00	0.00	0.0%
c) Unrestricted Net Position		9790	195,306.12	195,306.12	0.0%

Resource	Description	2022-23 Estimated Actuals	2023-24 Budget
Total, Restricted Net Position		0.00	0.00

Description	Resource Codes	Object Codes	2022-23 Estimated Actuals	2023-24 Budget	Percent Difference
A. REVENUES					
1) LCFF Sources		8010-8099	0.00	0.00	0.0%
2) Federal Revenue		8100-8299	0.00	0.00	0.0%
3) Other State Revenue		8300-8599	0.00	0.00	0.0%
4) Other Local Revenue		8600-8799	24,000.00	24,000.00	0.0%
5) TOTAL, REVENUES			24,000.00	24,000.00	0.0%
B. EXPENSES					
1) Certificated Salaries		1000-1999	0.00	0.00	0.0%
2) Classified Salaries		2000-2999	0.00	0.00	0.0%
3) Employee Benefits		3000-3999	0.00	0.00	0.0%
4) Books and Supplies		4000-4999	0.00	0.00	0.0%
5) Services and Other Operating Expenses		5000-5999	200,000.00	200,000.00	0.0%
6) Depreciation and Amortization		6000-6999	0.00	0.00	0.0%
7) Other Outgo (excluding Transfers of Indirect Costs)		7100-7299,7400-7499	0.00	0.00	0.0%
8) Other Outgo - Transfers of Indirect Costs		7300-7399	0.00	0.00	0.0%
9) TOTAL, EXPENSES			200,000.00	200,000.00	0.0%
C. EXCESS (DEFICIENCY) OF REVENUES OVER EXPENSES BEFORE OTHER FINANCING SOURCES AND USES (A5 - B9)			(176,000.00)	(176,000.00)	0.0%
D. OTHER FINANCING SOURCES/USES					
1) Interfund Transfers					
a) Transfers In		8900-8929	0.00	0.00	0.0%
b) Transfers Out		7600-7629	0.00	0.00	0.0%
2) Other Sources/Uses					
a) Sources		8930-8979	0.00	0.00	0.0%
b) Uses		7630-7699	0.00	0.00	0.0%
3) Contributions		8980-8999	0.00	0.00	0.0%
4) TOTAL, OTHER FINANCING SOURCES/USES			0.00	0.00	0.0%
E. NET INCREASE (DECREASE) IN NET POSITION (C + D4)			(176,000.00)	(176,000.00)	0.0%
F. NET POSITION					
1) Beginning Net Position					
a) As of July 1 - Unaudited		9791	2,981,955.44	2,805,955.44	-5.9%
b) Audit Adjustments		9793	0.00	0.00	0.0%
c) As of July 1 - Audited (F1a + F1b)			2,981,955.44	2,805,955.44	-5.9%
d) Other Restatements		9795	0.00	0.00	0.0%
e) Adjusted Beginning Net Position (F1c + F1d)			2,981,955.44	2,805,955.44	-5.9%
2) Ending Net Position, June 30 (E + F1e)			2,805,955.44	2,629,955.44	-6.3%
Components of Ending Net Position					
a) Net Investment in Capital Assets		9796	1,646,493.97	1,646,493.97	0.0%
b) Restricted Net Position		9797	0.00	0.00	0.0%
c) Unrestricted Net Position		9790	1,159,461.47	983,461.47	-15.2%
G. ASSETS					
1) Cash					
a) in County Treasury		9110	0.00		
1) Fair Value Adjustment to Cash in County Treasury		9111	0.00		
b) in Banks		9120	0.00		
c) in Revolving Cash Account		9130	0.00		
d) with Fiscal Agent/Trustee		9135	2,981,955.44		
e) Collections Awaiting Deposit		9140	0.00		
2) Investments		9150	0.00		
3) Accounts Receivable		9200	0.00		
4) Due from Grantor Government		9290	0.00		
5) Due from Other Funds		9310	0.00		
6) Stores		9320	0.00		
7) Prepaid Expenditures		9330	0.00		
8) Other Current Assets		9340	0.00		
9) Lease Receivable		9380	0.00		
10) Fixed Assets		9400			
11) TOTAL, ASSETS			2,981,955.44		
H. DEFERRED OUTFLOWS OF RESOURCES					
1) Deferred Outflows of Resources		9490	0.00		
2) TOTAL, DEFERRED OUTFLOWS			0.00		

Description	Resource Codes	Object Codes	2022-23 Estimated Actuals	2023-24 Budget	Percent Difference
I. LIABILITIES					
1) Accounts Payable		9500	0.00		
2) Due to Grantor Governments		9590	0.00		
3) Due to Other Funds		9610	0.00		
4) Current Loans		9640			
5) Unearned Revenue		9650	0.00		
6) Long-Term Liabilities					
b) Net Pension Liability		9663	0.00		
c) Total/Net OPEB Liability		9664	0.00		
d) Compensated Absences		9665	0.00		
e) COPs Payable		9666	0.00		
f) Leases Payable		9667	0.00		
g) Lease Revenue Bonds Payable		9668	0.00		
h) Other General Long-Term Liabilities		9669	0.00		
7) TOTAL, LIABILITIES			0.00		
J. DEFERRED INFLOWS OF RESOURCES					
1) Deferred Inflows of Resources		9690	0.00		
2) TOTAL, DEFERRED INFLOWS			0.00		
K. NET POSITION					
Net Position, June 30 (G11 + H2) - (I7 + J2)			2,981,955.44		
OTHER LOCAL REVENUE					
Other Local Revenue					
Interest		8660	24,000.00	24,000.00	0.0%
Net Increase (Decrease) in the Fair Value of Investments		8662	0.00	0.00	0.0%
Fees and Contracts					
In-District Premiums/ Contributions		8674	0.00	0.00	0.0%
Other Local Revenue					
All Other Local Revenue		8699	0.00	0.00	0.0%
TOTAL, OTHER LOCAL REVENUE			24,000.00	24,000.00	0.0%
TOTAL, REVENUES			24,000.00	24,000.00	0.0%
SERVICES AND OTHER OPERATING EXPENSES					
Subagreements for Services		5100	0.00	0.00	0.0%
Professional/Consulting Services and Operating Expenditures		5800	200,000.00	200,000.00	0.0%
TOTAL, SERVICES AND OTHER OPERATING EXPENSES			200,000.00	200,000.00	0.0%
TOTAL, EXPENSES			200,000.00	200,000.00	0.0%
INTERFUND TRANSFERS					
INTERFUND TRANSFERS IN					
Other Authorized Interfund Transfers In		8919	0.00	0.00	0.0%
(a) TOTAL, INTERFUND TRANSFERS IN			0.00	0.00	0.0%
OTHER SOURCES/USES					
SOURCES					
Other Sources					
Transfers from Funds of Lapsed/Reorganized LEAs		8965	0.00	0.00	0.0%
All Other Financing Sources		8979	0.00	0.00	0.0%
(c) TOTAL, SOURCES			0.00	0.00	0.0%
USES					
Transfers of Funds from Lapsed/Reorganized LEAs		7651	0.00	0.00	0.0%
(d) TOTAL, USES			0.00	0.00	0.0%
CONTRIBUTIONS					
Contributions from Unrestricted Revenues		8980	0.00	0.00	0.0%
Contributions from Restricted Revenues		8990	0.00	0.00	0.0%
(e) TOTAL, CONTRIBUTIONS			0.00	0.00	0.0%
TOTAL, OTHER FINANCING SOURCES/USES (a + c - d + e)			0.00	0.00	0.0%

Description	Function Codes	Object Codes	2022-23 Estimated Actuals	2023-24 Budget	Percent Difference
A. REVENUES					
1) LCFF Sources		8010-8099	0.00	0.00	0.0%
2) Federal Revenue		8100-8299	0.00	0.00	0.0%
3) Other State Revenue		8300-8599	0.00	0.00	0.0%
4) Other Local Revenue		8600-8799	24,000.00	24,000.00	0.0%
5) TOTAL, REVENUES			24,000.00	24,000.00	0.0%
B. EXPENSES (Objects 1000-7999)					
1) Instruction	1000-1999		0.00	0.00	0.0%
2) Instruction - Related Services	2000-2999		0.00	0.00	0.0%
3) Pupil Services	3000-3999		0.00	0.00	0.0%
4) Ancillary Services	4000-4999		0.00	0.00	0.0%
5) Community Services	5000-5999		0.00	0.00	0.0%
6) Enterprise	6000-6999		200,000.00	200,000.00	0.0%
7) General Administration	7000-7999		0.00	0.00	0.0%
8) Plant Services	8000-8999		0.00	0.00	0.0%
9) Other Outgo	9000-9999	Except 7600-7699	0.00	0.00	0.0%
10) TOTAL, EXPENSES			200,000.00	200,000.00	0.0%
C. EXCESS (DEFICIENCY) OF REVENUES OVER EXPENSES BEFORE OTHER FINANCING SOURCES AND USES (A5 - B10)			(176,000.00)	(176,000.00)	0.0%
D. OTHER FINANCING SOURCES/USES					
1) Interfund Transfers					
a) Transfers In		8900-8929	0.00	0.00	0.0%
b) Transfers Out		7600-7629	0.00	0.00	0.0%
2) Other Sources/Uses					
a) Sources		8930-8979	0.00	0.00	0.0%
b) Uses		7630-7699	0.00	0.00	0.0%
3) Contributions		8980-8999	0.00	0.00	0.0%
4) TOTAL, OTHER FINANCING SOURCES/USES			0.00	0.00	0.0%
E. NET INCREASE (DECREASE) IN NET POSITION (C + D4)			(176,000.00)	(176,000.00)	0.0%
F. NET POSITION					
1) Beginning Net Position					
a) As of July 1 - Unaudited		9791	2,981,955.44	2,805,955.44	-5.9%
b) Audit Adjustments		9793	0.00	0.00	0.0%
c) As of July 1 - Audited (F1a + F1b)			2,981,955.44	2,805,955.44	-5.9%
d) Other Restatements		9795	0.00	0.00	0.0%
e) Adjusted Beginning Net Position (F1c + F1d)			2,981,955.44	2,805,955.44	-5.9%
2) Ending Net Position, June 30 (E + F1e)			2,805,955.44	2,629,955.44	-6.3%
Components of Ending Net Position					
a) Net Investment in Capital Assets		9796	1,646,493.97	1,646,493.97	0.0%
b) Restricted Net Position		9797	0.00	0.00	0.0%
c) Unrestricted Net Position		9790	1,159,461.47	983,461.47	-15.2%

Resource	Description	2022-23 Estimated Actuals	2023-24 Budget
Total, Restricted Net Position		0.00	0.00

Description	Resource Codes	Object Codes	2022-23 Estimated Actuals	2023-24 Budget	Percent Difference
A. ADDITIONS					
1) Other Local Revenue		8600-8799	0.00	0.00	0.0%
2) Funds Collected for Others		8800	0.00	0.00	0.0%
3) TOTAL, ADDITIONS			0.00	0.00	0.0%
B. DEDUCTIONS					
1) Services and Other Operating Expenditures		5000-5999	0.00	0.00	0.0%
2) Funds Distributed for Others		7500	0.00	0.00	0.0%
9) TOTAL, DEDUCTIONS			0.00	0.00	0.0%
C. NET INCREASE (DECREASE) IN NET POSITION (A3 - B3)			0.00	0.00	0.0%
D. NET POSITION					
1) Beginning Net Position					
a) As of July 1 - Unaudited		9791	0.00	0.00	0.0%
b) Audit Adjustments		9793	0.00	0.00	0.0%
c) As of July 1 - Audited (D1a + D1b)			0.00	0.00	0.0%
d) Other Restatements		9795	0.00	0.00	0.0%
e) Adjusted Beginning Net Position (D1c + D1d)			0.00	0.00	0.0%
2) Ending Net Position, June 30 (C + D1e)			0.00	0.00	0.0%
Components of Ending Net Position					
a) Net Investment in Capital Assets		9796	0.00	0.00	0.0%
b) Restricted Net Position		9797	0.00	0.00	0.0%
c) Unrestricted Net Position		9790	0.00	0.00	0.0%
E. ASSETS					
1) Cash					
a) in County Treasury		9110	(16,218,765.99)		
1) Fair Value Adjustment to Cash in County Treasury		9111	0.00		
b) in Banks		9120	0.00		
c) Collections Awaiting Deposit		9140	0.00		
2) Investments		9150	0.00		
3) Accounts Receivable		9200	0.00		
4) Due from Other Funds		9310	0.00		
5) Other Current Assets		9340	0.00		
6) TOTAL, ASSETS			(16,218,765.99)		
F. DEFERRED OUTFLOWS OF RESOURCES					
1) Deferred Outflows of Resources		9490	0.00		
2) TOTAL, DEFERRED OUTFLOWS			0.00		
G. LIABILITIES					
1) Accounts Payable		9500	0.00		
2) Due to Other Funds		9610	0.00		
3) Due to Student Groups/Other Agencies		9620	(16,218,765.99)		
4) TOTAL, LIABILITIES			(16,218,765.99)		
H. DEFERRED INFLOWS OF RESOURCES					
1) Deferred Inflows of Resources		9690	0.00		
2) TOTAL, DEFERRED INFLOWS			0.00		
I. NET POSITION					

Description	Resource Codes	Object Codes	2022-23 Estimated Actuals	2023-24 Budget	Percent Difference
Net Position, June 30 (E6 + F2) - (G4 + H2)			0.00		
TOTAL ADDITIONS					
Interest		8660	0.00	0.00	0.0%
Net Increase (Decrease) in the Fair Value of Investments		8662	0.00	0.00	0.0%
Funds Collected for Others		8800	0.00	0.00	0.0%
TOTAL, ADDITIONS			0.00	0.00	0.0%
TOTAL DEDUCTIONS					
Professional/Consulting Services and Operating Expenditures		5800	0.00	0.00	0.0%
Funds Distributed to Others		7500	0.00	0.00	0.0%
TOTAL, DEDUCTIONS			0.00	0.00	0.0%

Description	2022-23 Estimated Actuals			2023-24 Budget		
	P-2 ADA	Annual ADA	Funded ADA	Estimated P-2 ADA	Estimated Annual ADA	Estimated Funded ADA
A. DISTRICT						
1. Total District Regular ADA Includes Opportunity Classes, Home & Hospital, Special Day Class, Continuation Education, Special Education NPS/LCI and Extended Year, and Community Day School (includes Necessary Small School ADA)	813.71	892.07	892.07	813.71	873.83	873.83
2. Total Basic Aid Choice/Court Ordered Voluntary Pupil Transfer Regular ADA Includes Opportunity Classes, Home & Hospital, Special Day Class, Continuation Education, Special Education NPS/LCI and Extended Year, and Community Day School (ADA not included in Line A1 above)						
3. Total Basic Aid Open Enrollment Regular ADA Includes Opportunity Classes, Home & Hospital, Special Day Class, Continuation Education, Special Education NPS/LCI and Extended Year, and Community Day School (ADA not included in Line A1 above)						
4. Total, District Regular ADA (Sum of Lines A1 through A3)	813.71	892.07	892.07	813.71	873.83	873.83
5. District Funded County Program ADA						
a. County Community Schools						
b. Special Education-Special Day Class						
c. Special Education-NPS/LCI	20.97	20.97	20.97	22.28	22.28	22.28
d. Special Education Extended Year						
e. Other County Operated Programs: Opportunity Schools and Full Day Opportunity Classes, Specialized Secondary Schools						
f. County School Tuition Fund (Out of State Tuition) [EC 2000 and 46380]						
g. Total, District Funded County Program ADA (Sum of Lines A5a through A5f)	20.97	20.97	20.97	22.28	22.28	22.28
6. TOTAL DISTRICT ADA (Sum of Line A4 and Line A5g)	834.68	913.04	913.04	835.99	896.11	896.11
7. Adults in Correctional Facilities						
8. Charter School ADA (Enter Charter School ADA using Tab C. Charter School ADA)						

Description	2022-23 Estimated Actuals			2023-24 Budget		
	P-2 ADA	Annual ADA	Funded ADA	Estimated P-2 ADA	Estimated Annual ADA	Estimated Funded ADA
B. COUNTY OFFICE OF EDUCATION						
1. County Program Alternative Education Grant ADA						
a. County Group Home and Institution Pupils						
b. Juvenile Halls, Homes, and Camps						
c. Probation Referred, On Probation or Parole, Expelled per EC 48915(a) or (c) [EC 2574(c)(4)(A)]						
d. Total, County Program Alternative Education ADA (Sum of Lines B1a through B1c)	0.00	0.00	0.00	0.00	0.00	0.00
2. District Funded County Program ADA						
a. County Community Schools						
b. Special Education-Special Day Class						
c. Special Education-NPS/LCI						
d. Special Education Extended Year						
e. Other County Operated Programs: Opportunity Schools and Full Day Opportunity Classes, Specialized Secondary Schools						
f. County School Tuition Fund (Out of State Tuition) [EC 2000 and 46380]						
g. Total, District Funded County Program ADA (Sum of Lines B2a through B2f)	0.00	0.00	0.00	0.00	0.00	0.00
3. TOTAL COUNTY OFFICE ADA (Sum of Lines B1d and B2g)	0.00	0.00	0.00	0.00	0.00	0.00
4. Adults in Correctional Facilities						
5. County Operations Grant ADA						
6. Charter School ADA (Enter Charter School ADA using Tab C. Charter School ADA)						

Description	2022-23 Estimated Actuals			2023-24 Budget		
	P-2 ADA	Annual ADA	Funded ADA	Estimated P-2 ADA	Estimated Annual ADA	Estimated Funded ADA
C. CHARTER SCHOOL ADA						
Authorizing LEAs reporting charter school SACS financial data in their Fund 01, 09, or 62 use this worksheet to report ADA for those charter schools.						
Charter schools reporting SACS financial data separately from their authorizing LEAs in Fund 01 or Fund 62 use this worksheet to report their ADA.						
FUND 01: Charter School ADA corresponding to SACS financial data reported in Fund 01.						
1. Total Charter School Regular ADA						
2. Charter School County Program Alternative Education ADA						
a. County Group Home and Institution Pupils						
b. Juvenile Halls, Homes, and Camps						
c. Probation Referred, On Probation or Parole, Expelled per EC 48915(a) or (c) [EC 2574(c)(4)(A)]						
d. Total, Charter School County Program Alternative Education ADA (Sum of Lines C2a through C2c)	0.00	0.00	0.00	0.00	0.00	0.00
3. Charter School Funded County Program ADA						
a. County Community Schools						
b. Special Education-Special Day Class						
c. Special Education-NPS/LCI						
d. Special Education Extended Year						
e. Other County Operated Programs: Opportunity Schools and Full Day Opportunity Classes, Specialized Secondary Schools						
f. Total, Charter School Funded County Program ADA (Sum of Lines C3a through C3e)	0.00	0.00	0.00	0.00	0.00	0.00
4. TOTAL CHARTER SCHOOL ADA (Sum of Lines C1, C2d, and C3f)	0.00	0.00	0.00	0.00	0.00	0.00
FUND 09 or 62: Charter School ADA corresponding to SACS financial data reported in Fund 09 or Fund 62.						
5. Total Charter School Regular ADA						
6. Charter School County Program Alternative Education ADA						
a. County Group Home and Institution Pupils						
b. Juvenile Halls, Homes, and Camps						
c. Probation Referred, On Probation or Parole, Expelled per EC 48915(a) or (c) [EC 2574(c)(4)(A)]						
d. Total, Charter School County Program Alternative Education ADA (Sum of Lines C6a through C6c)	0.00	0.00	0.00	0.00	0.00	0.00
7. Charter School Funded County Program ADA						
a. County Community Schools						
b. Special Education-Special Day Class						
c. Special Education-NPS/LCI						
d. Special Education Extended Year						
e. Other County Operated Programs: Opportunity Schools and Full Day Opportunity Classes, Specialized Secondary Schools						
f. Total, Charter School Funded County Program ADA (Sum of Lines C7a through C7e)	0.00	0.00	0.00	0.00	0.00	0.00
8. TOTAL CHARTER SCHOOL ADA (Sum of Lines C5, C6d, and C7f)	0.00	0.00	0.00	0.00	0.00	0.00
9. TOTAL CHARTER SCHOOL ADA Reported in Fund 01, 09, or 62 (Sum of Lines C4 and C8)	0.00	0.00	0.00	0.00	0.00	0.00

Yreka Union Elementary
47-70508-0000000

Cashflow Report
23/24 BUDGET DEVELOPMENT
Base Year 2023-24

Fund 01

	Object Range	Budget/Beg. Balance	2023 July	August	September	October	November	December	2024 January	Feburary
A. BEGINNING CASH		**8,637,049.38**	**8,637,049.38**	**8,722,441.35**	**8,807,833.31**	**8,850,950.69**	**8,219,862.08**	**7,619,140.16**	**8,995,881.31**	**8,464,792.69**
B. RECEIPTS										
LCFF Sources										
Principal Apportionment	8010-8019	9,108,546.00	323,086.10	323,086.10	1,243,260.98	581,554.98	581,554.98	1,243,260.98	581,554.98	581,554.98
Property Taxes	8020-8079	2,564,258.00	—	—	—	—	—	1,282,129.00	—	—
Miscellaneous Funds & LCFF Transfers	8080-8099	0.00	—	—	—	—	—	—	—	—
Federal Revenue	8100-8299	1,187,305.31	81,863.11	81,863.11	81,863.11	81,863.11	81,863.11	81,863.11	81,863.11	81,863.11
Other State Revenue	8300-8599	2,827,112.28	33,180.08	33,180.08	33,180.08	33,180.08	63,546.78	84,674.85	33,180.08	33,180.08
Other Local Revenue	8600-8799	669,200.08	43,275.44	43,275.44	60,764.92	48,264.92	48,264.92	60,764.92	48,264.92	48,264.92
Interfund Transfers in	8910-8929	0.00	—	—	—	—	—	—	—	—
All Other Financing Sources	8930-8999	200,000.00	—	—	—	—	—	—	100,000.00	—
TOTAL RECEIPTS		**16,556,421.67**	**481,404.73**	**481,404.73**	**1,419,069.09**	**744,863.09**	**775,229.79**	**2,752,692.86**	**844,863.09**	**744,863.09**
C. DISBURSEMENTS										
Certificated Salaries	1000-1999	5,728,020.39	85,920.31	85,920.31	505,108.29	505,108.29	505,108.29	505,108.29	505,108.29	505,108.29
Classified Salaries	2000-2999	2,936,778.44	44,051.68	44,051.68	258,971.00	258,971.00	258,971.00	258,971.00	258,971.00	258,971.00
Employee Benefits	3000-3999	4,725,637.93	70,884.57	70,884.57	416,716.20	416,716.20	416,716.20	416,716.20	416,716.20	416,716.20
Books and Supplies	4000-4999	389,500.00	32,445.35	32,445.35	32,445.35	32,445.35	32,445.35	32,445.35	32,445.35	32,445.35
Services	5000-5999	1,553,333.68	129,392.70	129,392.70	129,392.70	129,392.70	129,392.70	129,392.70	129,392.70	129,392.70
Capital Outlay	6000-6999	0.00	—	—	—	—	—	—	—	—
Other Outgo	7000-7499	149,978.00	12,493.17	12,493.17	12,493.17	12,493.17	12,493.17	12,493.17	12,493.17	12,493.17
Interfund Transfers Out	7600-7629	250,000.00	20,825.00	20,825.00	20,825.00	20,825.00	20,825.00	20,825.00	20,825.00	20,825.00
All Other Financing Uses	7630-7699	0.00	—	—	—	—	—	—	—	—
TOTAL DISBURSEMENTS		**15,733,248.44**	**396,012.76**	**396,012.76**	**1,375,951.71**	**1,375,951.71**	**1,375,951.71**	**1,375,951.71**	**1,375,951.71**	**1,375,951.71**
E. NET INCREASE/DECREASE (B - C + D)		**823,173.23**	**85,391.97**	**85,391.97**	**43,117.38**	**(631,088.62)**	**(600,721.92)**	**1,376,741.15**	**(531,088.62)**	**(631,088.62)**
F. ENDING CASH (A + E)			**8,722,441.35**	**8,807,833.31**	**8,850,950.69**	**8,219,862.08**	**7,619,140.16**	**8,995,881.31**	**8,464,792.69**	**7,833,704.08**
G. ENDING CASH, PLUS CASH ACCRUALS AND ADJUSTMENTS										

Yreka Union Elementary
47-70508-0000000

Cashflow Report
23/24 BUDGET DEVELOPMENT
Base Year 2023-24

Fund 01

	Object Range	Budget/Beg. Balance	2024 March	April	May	June	Accruals	Adjustments	TOTAL	Variance
A. BEGINNING CASH		**8,637,049.38**	**7,833,704.08**	**7,928,316.23**	**8,579,356.61**	**7,948,268.00**	**—**	**—**	**—**	**—**
B. RECEIPTS										
LCFF Sources										
Principal Apportionment	8010-8019	9,108,546.00	1,243,260.98	581,554.98	581,554.98	1,243,260.98	—	—	9,108,546.00	—
Property Taxes	8020-8079	2,564,258.00	—	1,282,129.00	—	—	—	—	2,564,258.00	—
Miscellaneous Funds & LCFF Transfers	8080-8099	0.00	—	—	—	—	—	—	—	—
Federal Revenue	8100-8299	1,187,305.31	81,863.11	81,863.11	81,863.11	81,863.10	—	—	982,357.31	204,948.00
Other State Revenue	8300-8599	2,827,112.28	84,674.85	33,180.08	33,180.08	84,674.88	531,135.77	—	1,114,147.77	1,712,964.51
Other Local Revenue	8600-8799	669,200.08	60,764.92	48,264.92	48,264.92	60,764.92	—	—	619,200.08	50,000.00
Interfund Transfers in	8910-8929	0.00	—	—	—	—	—	—	—	—
All Other Financing Sources	8930-8999	200,000.00	—	—	—	100,000.00	—	—	200,000.00	—
TOTAL RECEIPTS		**16,556,421.67**	**1,470,563.86**	**2,026,992.09**	**744,863.09**	**1,570,563.88**	**531,135.77**	**—**	**14,588,509.16**	**1,967,912.51**
C. DISBURSEMENTS										
Certificated Salaries	1000-1999	5,728,020.39	505,108.29	505,108.29	505,108.29	1,010,205.13	—	—	5,728,020.39	—
Classified Salaries	2000-2999	2,936,778.44	258,971.00	258,971.00	258,971.00	517,936.12	—	—	2,936,778.44	—
Employee Benefits	3000-3999	4,725,637.93	416,716.20	416,716.20	416,716.20	833,422.96	—	—	4,725,637.93	—
Books and Supplies	4000-4999	389,500.00	32,445.35	32,445.35	32,445.35	32,601.15	—	—	389,500.00	—
Services	5000-5999	1,553,333.68	129,392.70	129,392.70	129,392.70	130,014.03	—	—	1,553,333.68	—
Capital Outlay	6000-6999	0.00	—	—	—	—	—	—	—	—
Other Outgo	7000-7499	149,978.00	12,493.17	12,493.17	12,493.17	12,553.16	—	—	149,978.00	—
Interfund Transfers Out	7600-7629	250,000.00	20,825.00	20,825.00	20,825.00	20,925.00	—	—	250,000.00	—
All Other Financing Uses	7630-7699	0.00	—	—	—	—	—	—	—	—
TOTAL DISBURSEMENTS		**15,733,248.44**	**1,375,951.71**	**1,375,951.71**	**1,375,951.71**	**2,557,657.55**	**—**	**—**	**15,733,248.44**	**—**
E. NET INCREASE/DECREASE (B - C + D)		**823,173.23**	**94,612.15**	**651,040.38**	**(631,088.62)**	**(987,093.67)**	**531,135.77**	**—**	**(1,144,739.28)**	
F. ENDING CASH (A + E)			**7,928,316.23**	**8,579,356.61**	**7,948,268.00**	**6,961,174.33**	**—**	**—**	**—**	
G. ENDING CASH, PLUS CASH ACCRUALS AND ADJUSTMENTS									**7,492,310.10**	

Yreka Union Elementary
47-70508-0000000

Cashflow Report
23/24 BUDGET DEVELOPMENT
Base Year 2023-24

Fund 01

	Object Range	Budget/Beg. Balance	2023 July	August	September	October	November	December	2024 January	Feburary
D. BALANCE SHEET ITEMS										
Assets and Deferred Outflows										
Cash Not in Treasury	9111-9199	0.00	—	—	—	—	—	—	—	—
Accounts Receivable	9200-9299	0.00	—	—	—	—	—	—	—	—
Due From Other Funds	9310	0.00	—	—	—	—	—	—	—	—
Stores	9320	0.00	—	—	—	—	—	—	—	—
Prepaid Expenditures	9330	0.00	—	—	—	—	—	—	—	—
Other Current Assets	9340	0.00	—	—	—	—	—	—	—	—
Deferred Outflows of Resources	9490	0.00	—	—	—	—	—	—	—	—
SUBTOTAL		**0.00**	—	—	—	—	—	—	—	—
Liabilities and Deferred Inflows										
Accounts Payable	9500-9599	0.00	—	—	—	—	—	—	—	—
Due To Other Funds	9610	0.00	—	—	—	—	—	—	—	—
Current Loans	9640	0.00	—	—	—	—	—	—	—	—
Unearned Revenues	9650	0.00	—	—	—	—	—	—	—	—
Deferred Inflows of Resources	9690	0.00	—	—	—	—	—	—	—	—
SUBTOTAL		**0.00**	—	—	—	—	—	—	—	—
Nonoperating										
Suspense Clearing	9910	0.00	—	—	—	—	—	—	—	—
TOTAL BALANCE SHEET ITEMS		**0.00**	—	—	—	—	—	—	—	—
E. NET INCREASE/DECREASE (B - C + D)		**823,173.23**	**85,391.97**	**85,391.97**	**43,117.38**	**(631,088.62)**	**(600,721.92)**	**1,376,741.15**	**(531,088.62)**	**(631,088.62)**
F. ENDING CASH (A + E)			**8,722,441.35**	**8,807,833.31**	**8,850,950.69**	**8,219,862.08**	**7,619,140.16**	**8,995,881.31**	**8,464,792.69**	**7,833,704.08**
G. ENDING CASH, PLUS CASH ACCRUALS AND ADJUSTMENTS										

Yreka Union Elementary
47-70508-0000000

Cashflow Report
23/24 BUDGET DEVELOPMENT
Base Year 2023-24

Fund 01

	Object Range	Budget/Beg. Balance	2024 March	April	May	June	Accruals	Adjustments	TOTAL	Variance
D. BALANCE SHEET ITEMS										
Assets and Deferred Outflows										
Cash Not in Treasury	9111-9199	0.00	—	—	—	—	—	—	—	
Accounts Receivable	9200-9299	0.00	—	—	—	—	—	—	—	
Due From Other Funds	9310	0.00	—	—	—	—	—	—	—	
Stores	9320	0.00	—	—	—	—	—	—	—	
Prepaid Expenditures	9330	0.00	—	—	—	—	—	—	—	
Other Current Assets	9340	0.00	—	—	—	—	—	—	—	
Deferred Outflows of Resources	9490	0.00	—	—	—	—	—	—	—	
SUBTOTAL		**0.00**	—	—	—	—	—	—	—	
Liabilities and Deferred Inflows										
Accounts Payable	9500-9599	0.00	—	—	—	—	—	—	—	
Due To Other Funds	9610	0.00	—	—	—	—	—	—	—	
Current Loans	9640	0.00	—	—	—	—	—	—	—	
Unearned Revenues	9650	0.00	—	—	—	—	—	—	—	
Deferred Inflows of Resources	9690	0.00	—	—	—	—	—	—	—	
SUBTOTAL		**0.00**	—	—	—	—	—	—	—	
Nonoperating										
Suspense Clearing	9910	0.00	—	—	—	—	—	—	—	
TOTAL BALANCE SHEET ITEMS		**0.00**	—	—	—	—	—	—	—	
E. NET INCREASE/DECREASE (B - C + D)		**823,173.23**	**94,612.15**	**651,040.38**	**(631,088.62)**	**(987,093.67)**	**531,135.77**	—	**(1,144,739.28)**	
F. ENDING CASH (A + E)			**7,928,316.23**	**8,579,356.61**	**7,948,268.00**	**6,961,174.33**	—	—	—	
G. ENDING CASH, PLUS CASH ACCRUALS AND ADJUSTMENTS									**7,492,310.10**	

Yreka Union Elementary
Siskiyou County

Budget, July 1
2022-23 Estimated Actuals
GENERAL FUND
Current Expense Formula/Minimum Classroom Compensation

47 70508 0000000
Form CEA
E8BS5RPNBA(2023-24)

PART I - CURRENT EXPENSE FORMULA	Total Expense for Year (1)	EDP No.	Reductions (See Note 1) (2)	EDP No.	Current Expense of Education (Col 1 - Col 2) (3)	EDP No.	Reductions (Extracted) (See Note 2) (4a)	Reductions (Overrides)* (See Note 2) (4b)	EDP No.	Current Expense-Part II (Col 3 - Col 4) (5)	EDP No.
1000 - Certificated Salaries	5,779,122.33	301	0.00	303	5,779,122.33	305	0.00		307	5,779,122.33	309
2000 - Classified Salaries	2,468,398.24	311	268,195.73	313	2,200,202.51	315	51,437.99		317	2,148,764.52	319
3000 - Employee Benefits	3,932,285.40	321	395,892.99	323	3,536,392.41	325	29,812.95		327	3,506,579.46	329
4000 - Books, Supplies Equip Replace. (6500)	389,500.00	331	4,000.00	333	385,500.00	335	104,400.00		337	281,100.00	339
5000 - Services. . . & 7300 - Indirect Costs	1,605,200.00	341	200.00	343	1,605,000.00	345	352,500.00		347	1,252,500.00	349
				TOTAL	13,506,217.25	365			TOTAL	12,968,066.31	369

Note 1 - In Column 2, report expenditures for the following programs: Nonagency (Goals 7100-7199), Community Services (Goal 8100), Food Services (Function 3700), Fringe Benefits for Retired Persons (Objects 3701-3702), and Facilities Acquisition & Construction (Function 8500).

Note 2 - In Column 4, report expenditures for: Transportation (Function 3600), Lottery Expenditures (Resource 1100), Special Education Students in Nonpublic Schools (Function 1180), and other federal or state categorical aid in which funds were granted for expenditures in a program not incurring any teacher salary expenditures or requiring disbursement of the funds without regard to the requirements of EC Section 41372.

* If an amount (even zero) is entered in any row of Column 4b or in Line 13b, the form uses only the values in Column 4b and Line 13b rather than the values in Column 4a and Line 13a.

PART II: MINIMUM CLASSROOM COMPENSATION (Instruction, Functions 1000-1999)	Object		EDP No.
1. Teacher Salaries as Per EC 41011.	1100	4,863,436.28	375
2. Salaries of Instructional Aides Per EC 41011.	2100	669,985.71	380
3. STRS.	3101 & 3102	928,916.31	382
4. PERS.	3201 & 3202	174,034.61	383
5. OASDI - Regular, Medicare and Alternative.	3301 & 3302	122,997.79	384
6. Health & Welfare Benefits (EC 41372) (Include Health, Dental, Vision, Pharmaceutical, and Annuity Plans).	3401 & 3402	1,177,304.00	385
7. Unemployment Insurance.	3501 & 3502	27,747.24	390
8. Workers' Compensation Insurance.	3601 & 3602	108,957.32	392
9. OPEB, Active Employees (EC 41372).	3751 & 3752	0.00	
10. Other Benefits (EC 22310).	3901 & 3902	0.00	393

11. SUBTOTAL Salaries and Benefits (Sum Lines 1 - 10)	8,073,379.26	395
12. Less: Teacher and Instructional Aide Salaries and Benefits deducted in Column 2	244,852.75	
13a. Less: Teacher and Instructional Aide Salaries and Benefits (other than Lottery) deducted in Column 4a (Extracted)	0.00	396
b. Less: Teacher and Instructional Aide Salaries and Benefits (other than Lottery) deducted in Column 4b (Overrides)*		396
14. TOTAL SALARIES AND BENEFITS	7,828,526.51	397
15. Percent of Current Cost of Education Expended for Classroom Compensation (EDP 397 divided by EDP 369) Line 15 must equal or exceed 60% for elementary, 55% for unified and 50% for high school districts to avoid penalty under provisions of EC 41372	60.37%	
16. District is exempt from EC 41372 because it meets the provisions of EC 41374. (If exempt, enter 'X')		

PART III: DEFICIENCY AMOUNT

A deficiency amount (Line 5) is only applicable to districts not meeting the minimum classroom compensation percentage required under EC 41372 and not exempt under the provisions of EC 41374.

1. Minimum percentage required (60% elementary, 55% unified, 50% high)	60.00%
2. Percentage spent by this district (Part II, Line 15)	60.37%
3. Percentage below the minimum (Part III, Line 1 minus Line 2)	0.00%
4. District's Current Expense of Education after reductions in columns 4a or 4b (Part I, EDP 369)	12,968,066.31
5. Deficiency Amount (Part III, Line 3 times Line 4)	0.00

PART IV: Explanation for adjustments entered in Part I, Column 4b (required)

Yreka Union Elementary
Siskiyou County

Budget, July 1
2023-24 Budget
GENERAL FUND
Current Expense Formula/Minimum Classroom Compensation

47 70508 0000000
Form CEB
E8BS5RPNBA(2023-24)

PART I - CURRENT EXPENSE FORMULA	Total Expense for Year (1)	EDP No.	Reductions (See Note 1) (2)	EDP No.	Current Expense of Education (Col 1 - Col 2) (3)	EDP No.	Reductions (Extracted) (See Note 2) (4a)	Reductions (Overrides)* (See Note 2) (4b)	EDP No.	Current Expense-Part II (Col 3 - Col 4) (5)	EDP No.
1000 - Certificated Salaries	5,728,020.39	301	0.00	303	5,728,020.39	305	0.00		307	5,728,020.39	309
2000 - Classified Salaries	2,936,778.44	311	242,965.89	313	2,693,812.55	315	77,010.39		317	2,616,802.16	319
3000 - Employee Benefits	4,725,637.93	321	355,469.05	323	4,370,168.88	325	27,988.18		327	4,342,180.70	329
4000 - Books, Supplies Equip Replace. (6500)	389,500.00	331	4,000.00	333	385,500.00	335	104,400.00		337	281,100.00	339
5000 - Services. . . & 7300 - Indirect Costs	1,553,333.68	341	200.00	343	1,553,133.68	345	518,080.05		347	1,035,053.63	349
				TOTAL	14,730,635.50	365			TOTAL	14,003,156.88	369

Note 1 - In Column 2, report expenditures for the following programs: Nonagency (Goals 7100-7199), Community Services (Goal 8100), Food Services (Function 3700), Fringe Benefits for Retired Persons (Objects 3701-3702), and Facilities Acquisition & Construction (Function 8500).

Note 2 - In Column 4, report expenditures for: Transportation (Function 3600), Lottery Expenditures (Resource 1100), Special Education Students in Nonpublic Schools (Function 1180), and other federal or state categorical aid in which funds were granted for expenditures in a program not incurring any teacher salary expenditures or requiring disbursement of the funds without regard to the requirements of EC Section 41372.

* If an amount (even zero) is entered in any row of Column 4b or in Line 13b, the form uses only the values in Column 4b and Line 13b rather than the values in Column 4a and Line 13a.

PART II: MINIMUM CLASSROOM COMPENSATION (Instruction, Functions 1000-1999)	Object		EDP No.
1. Teacher Salaries as Per EC 41011.	1100	4,845,643.97	375
2. Salaries of Instructional Aides Per EC 41011.	2100	982,245.90	380
3. STRS.	3101 & 3102	1,429,496.00	382
4. PERS.	3201 & 3202	262,063.21	383
5. OASDI - Regular, Medicare and Alternative.	3301 & 3302	147,251.30	384
6. Health & Welfare Benefits (EC 41372) (Include Health, Dental, Vision, Pharmaceutical, and Annuity Plans).	3401 & 3402	1,172,249.32	385
7. Unemployment Insurance.	3501 & 3502	2,962.44	390
8. Workers' Compensation Insurance.	3601 & 3602	116,329.68	392
9. OPEB, Active Employees (EC 41372).	3751 & 3752	0.00	
10. Other Benefits (EC 22310).	3901 & 3902	0.00	393

11. SUBTOTAL Salaries and Benefits (Sum Lines 1 - 10)	8,958,241.82	395
12. Less: Teacher and Instructional Aide Salaries and Benefits deducted in Column 2	165,315.31	
13a. Less: Teacher and Instructional Aide Salaries and Benefits (other than Lottery) deducted in Column 4a (Extracted)	32,634.28	396
b. Less: Teacher and Instructional Aide Salaries and Benefits (other than Lottery) deducted in Column 4b (Overrides)*		396
14. TOTAL SALARIES AND BENEFITS	8,760,292.23	397
15. Percent of Current Cost of Education Expended for Classroom Compensation (EDP 397 divided by EDP 369) Line 15 must equal or exceed 60% for elementary, 55% for unified and 50% for high school districts to avoid penalty under provisions of EC 41372	62.56%	
16. District is exempt from EC 41372 because it meets the provisions of EC 41374. (If exempt, enter 'X')		

PART III: DEFICIENCY AMOUNT

A deficiency amount (Line 5) is only applicable to districts not meeting the minimum classroom compensation percentage required under EC 41372 and not exempt under the provisions of EC 41374.

1. Minimum percentage required (60% elementary, 55% unified, 50% high)	60.00%
2. Percentage spent by this district (Part II, Line 15)	62.56%
3. Percentage below the minimum (Part III, Line 1 minus Line 2)	0.00%
4. District's Current Expense of Education after reductions in columns 4a or 4b (Part I, EDP 369)	14,003,156.88
5. Deficiency Amount (Part III, Line 3 times Line 4)	0.00

PART IV: Explanation for adjustments entered in Part I, Column 4b (required)

Section I - Expenditures	Funds 01, 09, and 62			2022-23 Expenditures
	Goals	Functions	Objects	
A. Total state, federal, and local expenditures (all resources)	All	All	1000-7999	16,324,646.93
B. Less all federal expenditures not allowed for MOE (Resources 3000-5999, except 3385)	All	All	1000-7999	3,048,131.35
C. Less state and local expenditures not allowed for MOE: (All resources, except federal as identified in Line B)				
1. Community Services	All	5000-5999	1000-7999	0.00
2. Capital Outlay	All except 7100-7199	All except 5000-5999	6000-6999 except 6600, 6910	0.00
3. Debt Service	All	9100	5400-5450, 5800, 7430-7439	0.00
4. Other Transfers Out	All	9200	7200-7299	0.00
5. Interfund Transfers Out	All	9300	7600-7629	250,000.00
6. All Other Financing Uses	All	9100	7699	0.00
		9200	7651	
7. Nonagency	7100-7199	All except 5000-5999, 9000-9999	1000-7999	401,121.72
8. Tuition (Revenue, in lieu of expenditures, to approximate costs of services for which tuition is received)	All	All	8710	0.00

9. Supplemental expenditures made as a result of a Presidentially declared disaster	Manually entered. Must not include expenditures in lines B, C1-C8, D1, or D2.			
10. Total state and local expenditures not allowed for MOE calculation (Sum lines C1 through C9)				651,121.72
D. Plus additional MOE expenditures:				
1. Expenditures to cover deficits for food services (Funds 13 and 61) (If negative, then zero)	All	All	1000-7143, 7300-7439 minus 8000-8699	11,254.64
2. Expenditures to cover deficits for student body activities	Manually entered. Must not include expenditures in lines A or D1.			
E. Total expenditures subject to MOE (Line A minus lines B and C10, plus lines D1 and D2)				12,636,648.50

Section II - Expenditures Per ADA	**2022-23 Annual ADA/Exps. Per ADA**
A. Average Daily Attendance (Form A, Annual ADA column, sum of lines A6 and C9)	913.04
B. Expenditures per ADA (Line I.E divided by Line II.A)	13,840.19

Section III - MOE Calculation (For data collection only. Final determination will be done by CDE)	Total	Per ADA
A. Base expenditures (Preloaded expenditures from prior year official CDE MOE calculation). (Note: If the prior year MOE was not met, CDE has adjusted the prior year base to 90 percent of the preceding prior year amount rather than the actual prior year expenditure amount.)	11,729,362.00	14,519.05
1. Adjustment to base expenditure and expenditure per ADA amounts for LEAs failing prior year MOE calculation (From Section IV)	0.00	0.00
2. Total adjusted base expenditure amounts (Line A plus Line A.1)	11,729,362.00	14,519.05
B. Required effort (Line A.2 times 90%)	10,556,425.80	13,067.15
C. Current year expenditures (Line I.E and Line II.B)	12,636,648.50	13,840.19
D. MOE deficiency amount, if any (Line B minus Line C) (If negative, then zero)	0.00	0.00

E. MOE determination (If one or both of the amounts in line D are zero, the MOE requirement is met; if both amounts are positive, the MOE requirement is not met. If either column In Line A.2 or Line C equals zero, the MOE calculation is incomplete.)	MOE Met		
F. MOE deficiency percentage, if MOE not met; otherwise, zero (Line D divided by Line B) (Funding under ESSA covered programs in FY 2024-25 may be reduced by the lower of the two percentages)		0.00%	0.00%

SECTION IV - Detail of Adjustments to Base Expenditures (used in Section III, Line A.1)

Description of Adjustments	Total Expenditures	Expenditures Per ADA
Total adjustments to base expenditures	0.00	0.00

Part I - General Administrative Share of Plant Services Costs

California's indirect cost plan allows that the general administrative costs in the indirect cost pool may include that portion of plant services costs (maintenance and operations costs and facilities rents and leases costs) attributable to the general administrative offices. The calculation of the plant services costs attributed to general administration and included in the pool is standardized and automated using the percentage of salaries and benefits relating to general administration as proxy for the percentage of square footage occupied by general administration.

A. Salaries and Benefits - Other General Administration and Centralized Data Processing

1. Salaries and benefits paid through payroll (Funds 01, 09, and 62, objects 1000-3999 except 3701-3702)
   (Functions 7200-7700, goals 0000 and 9000) — 390,192.69
2. Contracted general administrative positions not paid through payroll
   a. Enter the costs, if any, of general administrative positions performing services ON SITE but paid through a contract, rather than through payroll, in functions 7200-7700, goals 0000 and 9000, Object 5800.
   b. If an amount is entered on Line A2a, provide the title, duties, and approximate FTE of each general administrative position paid through a contract. Retain supporting documentation in case of audit.

B. Salaries and Benefits - All Other Activities

1. Salaries and benefits paid through payroll (Funds 01, 09, and 62, objects 1000-3999 except 3701-3702)
   (Functions 1000-6999, 7100-7180, & 8100-8400; Functions 7200-7700, all goals except 0000 & 9000) — 11,522,446.28

C. Percentage of Plant Services Costs Attributable to General Administration

(Line A1 plus Line A2a, divided by Line B1; zero if negative) (See Part III, Lines A5 and A6) — 3.39%

Part II - Adjustments for Employment Separation Costs

When an employee separates from service, the local educational agency (LEA) may incur costs associated with the separation in addition to the employee's regular salary and benefits for the final pay period. These additional costs can be categorized as "normal" or "abnormal or mass" separation costs.

Normal separation costs include items such as pay for accumulated unused leave or routine severance pay authorized by governing board policy. Normal separation costs are not allowable as direct costs to federal programs, but are allowable as indirect costs. State programs may have similar restrictions. Where federal or state program guidelines required that the LEA charge an employee's normal separation costs to an unrestricted resource rather than to the restricted program in which the employee worked, the LEA may identify and enter these costs on Line A for inclusion in the indirect cost pool.

Abnormal or mass separation costs are those costs resulting from actions taken by an LEA to influence employees to terminate their employment earlier than they normally would have. Abnormal or mass separation costs include retirement incentives such as a Golden Handshake or severance packages negotiated to effect termination. Abnormal or mass separation costs may not be charged to federal programs as either direct costs or indirect costs. Where an LEA paid abnormal or mass separation costs on behalf of positions in general administrative functions included in the indirect cost pool, the LEA must identify and enter these costs on Line B for exclusion from the pool.

A. Normal Separation Costs (optional)

Enter any normal separation costs paid on behalf of employees of restricted state or federal programs that were charged to an unrestricted resource (0000-1999) in funds 01, 09, and 62 with functions 1000-6999 or 8100-8400 rather than to the restricted program. These costs will be moved in Part III from base costs to the indirect cost pool. Retain supporting documentation.

B. Abnormal or Mass Separation Costs (required)

Enter any abnormal or mass separation costs paid on behalf of general administrative positions charged to unrestricted resources (0000-1999) in funds 01, 09, and 62 with functions 7200-7700. These costs will be moved in Part III from the indirect cost pool to base costs. If none, enter zero. — **Entry required**

Part III - Indirect Cost Rate Calculation (Funds 01, 09, and 62, unless indicated otherwise)

A. Indirect Costs

1. Other General Administration, less portion charged to restricted resources or specific goals
   (Functions 7200-7600, objects 1000-5999, minus Line B9) — 917,359.69
2. Centralized Data Processing, less portion charged to restricted resources or specific goals
   (Function 7700, objects 1000-5999, minus Line B10) — 5,000.00

3. External Financial Audit - Single Audit (Function 7190, resources 0000-1999, goals 0000 and 9000, objects 5000 - 5999)	20,000.00
4. Staff Relations and Negotiations (Function 7120, resources 0000-1999, goals 0000 and 9000, objects 1000 - 5999)	0.00
5. Plant Maintenance and Operations (portion relating to general administrative offices only) (Functions 8100-8400, objects 1000-5999 except 5100, times Part I, Line C)	58,573.32
6. Facilities Rents and Leases (portion relating to general administrative offices only) (Function 8700, resources 0000-1999, objects 1000-5999 except 5100, times Part I, Line C)	0.00
7. Adjustment for Employment Separation Costs	
a. Plus: Normal Separation Costs (Part II, Line A)	0.00
b. Less: Abnormal or Mass Separation Costs (Part II, Line B)	0.00
8. Total Indirect Costs (Lines A1 through A7a, minus Line A7b)	1,000,933.01
9. Carry-Forward Adjustment (Part IV, Line F)	143,071.16
10. Total Adjusted Indirect Costs (Line A8 plus Line A9)	1,144,004.17
B. Base Costs	
1. Instruction (Functions 1000-1999, objects 1000-5999 except 5100)	8,601,679.26
2. Instruction-Related Services (Functions 2000-2999, objects 1000-5999 except 5100)	1,890,795.00
3. Pupil Services (Functions 3000-3999, objects 1000-5999 except 4700 and 5100)	643,895.34
4. Ancillary Services (Functions 4000-4999, objects 1000-5999 except 5100)	15,000.00
5. Community Services (Functions 5000-5999, objects 1000-5999 except 5100)	0.00
6. Enterprise (Function 6000, objects 1000-5999 except 4700 and 5100)	0.00
7. Board and Superintendent (Functions 7100-7180, objects 1000-5999, minus Part III, Line A4)	107,950.00
8. External Financial Audit - Single Audit and Other (Functions 7190-7191, objects 5000 - 5999, minus Part III, Line A3)	0.00
9. Other General Administration (portion charged to restricted resources or specific goals only) (Functions 7200-7600, resources 2000-9999, objects 1000-5999; Functions 7200-7600, resources 0000-1999, all goals except 0000 and 9000, objects 1000-5999)	0.00
10. Centralized Data Processing (portion charged to restricted resources or specific goals only) (Function 7700, resources 2000-9999, objects 1000-5999; Function 7700, resources 0000-1999, all goals except 0000 and 9000, objects 1000-5999)	0.00
11. Plant Maintenance and Operations (all except portion relating to general administrative offices) (Functions 8100-8400, objects 1000-5999 except 5100, minus Part III, Line A5)	1,669,253.36
12. Facilities Rents and Leases (all except portion relating to general administrative offices) (Function 8700, objects 1000-5999 except 5100, minus Part III, Line A6)	0.00
13. Adjustment for Employment Separation Costs	
a. Less: Normal Separation Costs (Part II, Line A)	0.00
b. Plus: Abnormal or Mass Separation Costs (Part II, Line B)	0.00
14. Student Activity (Fund 08, functions 4000-5999, objects 1000-5999 except 5100)	0.00
15. Adult Education (Fund 11, functions 1000-6999, 8100-8400, and 8700, objects 1000-5999 except 5100)	0.00
16. Child Development (Fund 12, functions 1000-6999, 8100-8400 & 8700, objects 1000-5999 except 4700 & 5100)	0.00
17. Cafeteria (Funds 13 & 61, functions 1000-6999, 8100-8400 & 8700, objects 1000-5999 except 4700 & 5100)	407,254.64
18. Foundation (Funds 19 & 57, functions 1000-6999, 8100-8400 & 8700, objects 1000-5999 except 4700 & 5100)	0.00
19. Total Base Costs (Lines B1 through B12 and Lines B13b through B18, minus Line B13a)	13,335,827.60
C. Straight Indirect Cost Percentage Before Carry-Forward Adjustment	
(For information only - not for use when claiming/recovering indirect costs)	
(Line A8 divided by Line B19)	7.51%
D. Preliminary Proposed Indirect Cost Rate	
(For final approved fixed-with-carry-forward rate for use in 2024-25 see www.cde.ca.gov/fg/ac/ic)	
(Line A10 divided by Line B19)	8.58%

Part IV - Carry-forward Adjustment

The carry-forward adjustment is an after-the-fact adjustment for the difference between indirect costs recoverable using the indirect cost rate approved for use in a given year, and the actual indirect costs incurred in that year. The carry-forward adjustment eliminates

the need for LEAs to file amended federal reports when their actual indirect costs vary from the estimated indirect costs on which the approved rate was based.

Where the ratio of indirect costs incurred in the current year is less than the estimated ratio of indirect costs on which the approved rate for use in the current year was based, the carry-forward adjustment is limited by using either the approved rate times current year base costs, or the highest rate actually used to recover costs from any program times current year base costs, if the highest rate used was less than the approved rate. Rates used to recover costs from programs are displayed in Exhibit A.

A. Indirect costs incurred in the current year (Part III, Line A8)	1,000,933.01
B. Carry-forward adjustment from prior year(s)	
1. Carry-forward adjustment from the second prior year	88,981.90
2. Carry-forward adjustment amount deferred from prior year(s), if any	0.00
C. Carry-forward adjustment for under- or over-recovery in the current year	
1. Under-recovery: Part III, Line A8, plus carry-forward adjustment from prior years, minus (approved indirect cost rate (7.10%) times Part III, Line B19); zero if negative	143,071.16
2. Over-recovery: Part III, Line A8, plus carry-forward adjustment from prior years, minus the lesser of (approved indirect cost rate (7.10%) times Part III, Line B19) or (the highest rate used to recover costs from any program (0%) times Part III, Line B19); zero if positive	0.00
D. Preliminary carry-forward adjustment (Line C1 or C2)	143,071.16
E. Optional allocation of negative carry-forward adjustment over more than one year	

Where a negative carry-forward adjustment causes the proposed approved rate to fall below zero or would reduce the rate at which the LEA could recover indirect costs to such an extent that it would cause the LEA significant fiscal harm, the LEA may request that the carry-forward adjustment be allocated over more than one year. Where allocation of a negative carry-forward adjustment over more than one year does not resolve a negative rate, the CDE will work with the LEA on a case-by-case basis to establish an approved rate.

Option 1. Preliminary proposed approved rate (Part III, Line D) if entire negative carry-forward adjustment is applied to the current year calculation:	not applicable
Option 2. Preliminary proposed approved rate (Part III, Line D) if one-half of negative carry-forward adjustment is applied to the current year calculation and the remainder is deferred to one or more future years:	not applicable
Option 3. Preliminary proposed approved rate (Part III, Line D) if one-third of negative carry-forward adjustment is applied to the current year calculation and the remainder is deferred to one or more future years:	not applicable
LEA request for Option 1, Option 2, or Option 3	1
F. Carry-forward adjustment used in Part III, Line A9 (Line D minus amount deferred if Option 2 or Option 3 is selected)	143,071.16

Approved indirect cost rate:	7.10%
Highest rate used in any program:	0.00%

Fund	Resource	Eligible Expenditures (Objects 1000-5999 except 4700 & 5100)	Indirect Costs Charged (Objects 7310 and 7350)	Rate Used

Yreka Union Elementary
Siskiyou County

Budget, July 1
2022-23 Unaudited Actuals
LOTTERY REPORT
Revenues, Expenditures and
Ending Balances - All Funds

47 70508 0000000
Form L
E8BS5RPNBA(2023-24)

Description	Object Codes	Lottery: Unrestricted (Resource 1100)	Transferred to Other Resources for Expenditure	Lottery: Instructional Materials (Resource 6300)*	Totals
A. AMOUNT AVAILABLE FOR THIS FISCAL YEAR					
1. Adjusted Beginning Fund Balance	9791-9795	232,297.89		168,054.96	400,352.85
2. State Lottery Revenue	8560	137,538.00		44,929.00	182,467.00
3. Other Local Revenue	8600-8799	0.00		0.00	0.00
4. Transfers from Funds of Lapsed/Reorganized Districts	8965	0.00		0.00	0.00
5. Contributions from Unrestricted Resources (Total must be zero)	8980	0.00			0.00
6. Total Available (Sum Lines A1 through A5)		369,835.89	0.00	212,983.96	582,819.85
B. EXPENDITURES AND OTHER FINANCING USES					
1. Certificated Salaries	1000-1999	0.00		0.00	0.00
2. Classified Salaries	2000-2999	51,437.99		0.00	51,437.99
3. Employee Benefits	3000-3999	29,812.95		0.00	29,812.95
4. Books and Supplies	4000-4999	59,400.00		45,000.00	104,400.00
5. a. Services and Other Operating Expenditures (Resource 1100)	5000-5999	3,000.00			3,000.00
b. Services and Other Operating Expenditures (Resource 6300)	5000-5999, except 5100, 5710, 5800			0.00	0.00
c. Duplicating Costs for Instructional Materials (Resource 6300)	5100, 5710, 5800			19,500.00	19,500.00
6. Capital Outlay	6000-6999	0.00		0.00	0.00
7. Tuition	7100-7199	0.00			0.00
8. Interagency Transfers Out					
a. To Other Districts, County Offices, and Charter Schools	7211, 7212, 7221, 7222, 7281, 7282	0.00			0.00
b. To JPAs and All Others	7213, 7223, 7283, 7299	0.00			0.00
9. Transfers of Indirect Costs	7300-7399	0.00			0.00
10. Debt Service	7400-7499	0.00			0.00
11. All Other Financing Uses	7630-7699	0.00			0.00
12. Total Expenditures and Other Financing Uses (Sum Lines B1 through B11)		143,650.94	0.00	64,500.00	208,150.94
C. ENDING BALANCE (Must equal Line A6 minus Line B12)	979Z	226,184.95	0.00	148,483.96	374,668.91

D. COMMENTS:

Explanation needed for amounts in shaded cells for Resource 6300.

Data from this report will be used to prepare a report to the Legislature as required by Control Section 24.60 of the Budget Act.

*Pursuant to Government Code Section 8880.4(a)(2)(B) and the definition in Education Code Section 60010(h), Resource 6300 funds are to be used for the purchase of instructional materials only. Any amounts in the shaded cells of this column should be reviewed for appropriateness.

Yreka Union Elementary
Siskiyou County

Budget, July 1
2022-23 Estimated Actuals Unaudited Actuals
SUMMARY OF INTERFUND ACTIVITIES
FOR ALL FUNDS

47 70508 0000000
Form SIAA
E8BS5RPNBA(2023-24)

Description	Direct Costs - Interfund Transfers In 5750	Direct Costs - Interfund Transfers Out 5750	Indirect Costs - Interfund Transfers In 7350	Indirect Costs - Interfund Transfers Out 7350	Interfund Transfers In 8900-8929	Interfund Transfers Out 7600-7629	Due From Other Funds 9310	Due To Other Funds 9610
01 GENERAL FUND								
Expenditure Detail	0.00	0.00	0.00	0.00				
Other Sources/Uses Detail					0.00	250,000.00		
Fund Reconciliation							112,301.45	250,000.00
08 STUDENT ACTIVITY SPECIAL REVENUE FUND								
Expenditure Detail	0.00	0.00	0.00	0.00				
Other Sources/Uses Detail					0.00	0.00		
Fund Reconciliation							0.00	0.00
09 CHARTER SCHOOLS SPECIAL REVENUE FUND								
Expenditure Detail	0.00	0.00	0.00	0.00				
Other Sources/Uses Detail					0.00	0.00		
Fund Reconciliation							0.00	0.00
10 SPECIAL EDUCATION PASS-THROUGH FUND								
Expenditure Detail								
Other Sources/Uses Detail								
Fund Reconciliation							0.00	0.00
11 ADULT EDUCATION FUND								
Expenditure Detail	0.00	0.00	0.00	0.00				
Other Sources/Uses Detail					0.00	0.00		
Fund Reconciliation							0.00	0.00
12 CHILD DEVELOPMENT FUND								
Expenditure Detail	0.00	0.00	0.00	0.00				
Other Sources/Uses Detail					0.00	0.00		
Fund Reconciliation							0.00	0.00
13 CAFETERIA SPECIAL REVENUE FUND								
Expenditure Detail	0.00	0.00	0.00	0.00				
Other Sources/Uses Detail					0.00	0.00		
Fund Reconciliation							0.00	112,236.30
14 DEFERRED MAINTENANCE FUND								
Expenditure Detail	0.00	0.00						
Other Sources/Uses Detail					250,000.00	0.00		
Fund Reconciliation							250,000.00	0.00
15 PUPIL TRANSPORTATION EQUIPMENT FUND								
Expenditure Detail	0.00	0.00						
Other Sources/Uses Detail					0.00	0.00		
Fund Reconciliation							0.00	0.00
17 SPECIAL RESERVE FUND FOR OTHER THAN CAPITAL OUTLAY								
Expenditure Detail								
Other Sources/Uses Detail					0.00	0.00		
Fund Reconciliation							0.00	0.00
18 SCHOOL BUS EMISSIONS REDUCTION FUND								
Expenditure Detail	0.00	0.00						
Other Sources/Uses Detail					0.00	0.00		

Description	Direct Costs - Interfund Transfers In 5750	Direct Costs - Interfund Transfers Out 5750	Indirect Costs - Interfund Transfers In 7350	Indirect Costs - Interfund Transfers Out 7350	Interfund Transfers In 8900-8929	Interfund Transfers Out 7600-7629	Due From Other Funds 9310	Due To Other Funds 9610
Fund Reconciliation							0.00	0.00
19 FOUNDATION SPECIAL REVENUE FUND								
Expenditure Detail	0.00	0.00	0.00	0.00				
Other Sources/Uses Detail						0.00		
Fund Reconciliation							0.00	0.00
20 SPECIAL RESERVE FUND FOR POSTEMPLOYMENT BENEFITS								
Expenditure Detail								
Other Sources/Uses Detail					0.00	0.00		
Fund Reconciliation							0.00	0.00
21 BUILDING FUND								
Expenditure Detail	0.00	0.00						
Other Sources/Uses Detail					0.00	0.00		
Fund Reconciliation							0.00	0.00
25 CAPITAL FACILITIES FUND								
Expenditure Detail	0.00	0.00						
Other Sources/Uses Detail					0.00	0.00		
Fund Reconciliation							0.00	0.00
30 STATE SCHOOL BUILDING LEASE/PURCHASE FUND								
Expenditure Detail	0.00	0.00						
Other Sources/Uses Detail					0.00	0.00		
Fund Reconciliation							0.00	0.00
35 COUNTY SCHOOL FACILITIES FUND								
Expenditure Detail	0.00	0.00						
Other Sources/Uses Detail					0.00	0.00		
Fund Reconciliation							0.00	0.00
40 SPECIAL RESERVE FUND FOR CAPITAL OUTLAY PROJECTS								
Expenditure Detail	0.00	0.00						
Other Sources/Uses Detail					0.00	0.00		
Fund Reconciliation							0.00	65.15
49 CAP PROJ FUND FOR BLENDED COMPONENT UNITS								
Expenditure Detail	0.00	0.00						
Other Sources/Uses Detail					0.00	0.00		
Fund Reconciliation							0.00	0.00
51 BOND INTEREST AND REDEMPTION FUND								
Expenditure Detail								
Other Sources/Uses Detail					0.00	0.00		
Fund Reconciliation							0.00	0.00
52 DEBT SVC FUND FOR BLENDED COMPONENT UNITS								
Expenditure Detail								
Other Sources/Uses Detail					0.00	0.00		
Fund Reconciliation							0.00	0.00
53 TAX OVERRIDE FUND								
Expenditure Detail								

Description	Direct Costs - Interfund Transfers In 5750	Direct Costs - Interfund Transfers Out 5750	Indirect Costs - Interfund Transfers In 7350	Indirect Costs - Interfund Transfers Out 7350	Interfund Transfers In 8900-8929	Interfund Transfers Out 7600-7629	Due From Other Funds 9310	Due To Other Funds 9610
Other Sources/Uses Detail					0.00	0.00		
Fund Reconciliation							0.00	0.00
56 DEBT SERVICE FUND								
Expenditure Detail								
Other Sources/Uses Detail					0.00	0.00		
Fund Reconciliation							0.00	0.00
57 FOUNDATION PERMANENT FUND								
Expenditure Detail	0.00	0.00	0.00	0.00				
Other Sources/Uses Detail						0.00		
Fund Reconciliation							0.00	0.00
61 CAFETERIA ENTERPRISE FUND								
Expenditure Detail	0.00	0.00	0.00	0.00				
Other Sources/Uses Detail					0.00	0.00		
Fund Reconciliation							0.00	0.00
62 CHARTER SCHOOLS ENTERPRISE FUND								
Expenditure Detail	0.00	0.00	0.00	0.00				
Other Sources/Uses Detail					0.00	0.00		
Fund Reconciliation							0.00	0.00
63 OTHER ENTERPRISE FUND								
Expenditure Detail	0.00	0.00						
Other Sources/Uses Detail					0.00	0.00		
Fund Reconciliation							0.00	0.00
66 WAREHOUSE REVOLVING FUND								
Expenditure Detail	0.00	0.00						
Other Sources/Uses Detail					0.00	0.00		
Fund Reconciliation							0.00	0.00
67 SELF-INSURANCE FUND								
Expenditure Detail	0.00	0.00						
Other Sources/Uses Detail					0.00	0.00		
Fund Reconciliation							0.00	0.00
71 RETIREE BENEFIT FUND								
Expenditure Detail								
Other Sources/Uses Detail					0.00			
Fund Reconciliation							0.00	0.00
73 FOUNDATION PRIVATE-PURPOSE TRUST FUND								
Expenditure Detail	0.00	0.00						
Other Sources/Uses Detail					0.00			
Fund Reconciliation							0.00	0.00
76 WARRANT/PASS-THROUGH FUND								
Expenditure Detail								
Other Sources/Uses Detail								
Fund Reconciliation							0.00	0.00
95 STUDENT BODY FUND								
Expenditure Detail								

Description	Direct Costs - Interfund		Indirect Costs - Interfund		Interfund Transfers In 8900-8929	Interfund Transfers Out 7600-7629	Due From Other Funds 9310	Due To Other Funds 9610
	Transfers In 5750	Transfers Out 5750	Transfers In 7350	Transfers Out 7350				
Other Sources/Uses Detail								
Fund Reconciliation							0.00	0.00
TOTALS	0.00	0.00	0.00	0.00	250,000.00	250,000.00	362,301.45	362,301.45

Budget, July 1
2023-24 Budget Budget, July 1
SUMMARY OF INTERFUND ACTIVITIES
FOR ALL FUNDS

Description	Direct Costs - Interfund Transfers In 5750	Transfers Out 5750	Indirect Costs - Interfund Transfers In 7350	Transfers Out 7350	Interfund Transfers In 8900-8929	Interfund Transfers Out 7600-7629	Due From Other Funds 9310	Due To Other Funds 9610
01 GENERAL FUND								
Expenditure Detail	0.00	0.00	0.00	0.00				
Other Sources/Uses Detail					0.00	250,000.00		
Fund Reconciliation								
08 STUDENT ACTIVITY SPECIAL REVENUE FUND								
Expenditure Detail	0.00	0.00	0.00	0.00				
Other Sources/Uses Detail					0.00	0.00		
Fund Reconciliation								
09 CHARTER SCHOOLS SPECIAL REVENUE FUND								
Expenditure Detail	0.00	0.00	0.00	0.00				
Other Sources/Uses Detail					0.00	0.00		
Fund Reconciliation								
10 SPECIAL EDUCATION PASS-THROUGH FUND								
Expenditure Detail								
Other Sources/Uses Detail								
Fund Reconciliation								
11 ADULT EDUCATION FUND								
Expenditure Detail	0.00	0.00	0.00	0.00				
Other Sources/Uses Detail					0.00	0.00		
Fund Reconciliation								
12 CHILD DEVELOPMENT FUND								
Expenditure Detail	0.00	0.00	0.00	0.00				
Other Sources/Uses Detail					0.00	0.00		
Fund Reconciliation								
13 CAFETERIA SPECIAL REVENUE FUND								
Expenditure Detail	0.00	0.00	0.00	0.00				
Other Sources/Uses Detail					0.00	0.00		
Fund Reconciliation								
14 DEFERRED MAINTENANCE FUND								
Expenditure Detail	0.00	0.00						
Other Sources/Uses Detail					250,000.00	0.00		
Fund Reconciliation								
15 PUPIL TRANSPORTATION EQUIPMENT FUND								
Expenditure Detail	0.00	0.00						
Other Sources/Uses Detail					0.00	0.00		
Fund Reconciliation								
17 SPECIAL RESERVE FUND FOR OTHER THAN CAPITAL OUTLAY								
Expenditure Detail								
Other Sources/Uses Detail					0.00	0.00		
Fund Reconciliation								
18 SCHOOL BUS EMISSIONS REDUCTION FUND								
Expenditure Detail	0.00	0.00						
Other Sources/Uses Detail					0.00	0.00		
Fund Reconciliation								

Description	Direct Costs - Interfund Transfers In 5750	Transfers Out 5750	Indirect Costs - Interfund Transfers In 7350	Transfers Out 7350	Interfund Transfers In 8900-8929	Interfund Transfers Out 7600-7629	Due From Other Funds 9310	Due To Other Funds 9610
19 FOUNDATION SPECIAL REVENUE FUND								
Expenditure Detail	0.00	0.00	0.00	0.00				
Other Sources/Uses Detail						0.00		
Fund Reconciliation								
20 SPECIAL RESERVE FUND FOR POSTEMPLOYMENT BENEFITS								
Expenditure Detail								
Other Sources/Uses Detail					0.00	0.00		
Fund Reconciliation								
21 BUILDING FUND								
Expenditure Detail	0.00	0.00						
Other Sources/Uses Detail					0.00	0.00		
Fund Reconciliation								
25 CAPITAL FACILITIES FUND								
Expenditure Detail	0.00	0.00						
Other Sources/Uses Detail					0.00	0.00		
Fund Reconciliation								
30 STATE SCHOOL BUILDING LEASE/PURCHASE FUND								
Expenditure Detail	0.00	0.00						
Other Sources/Uses Detail					0.00	0.00		
Fund Reconciliation								
35 COUNTY SCHOOL FACILITIES FUND								
Expenditure Detail	0.00	0.00						
Other Sources/Uses Detail					0.00	0.00		
Fund Reconciliation								
40 SPECIAL RESERVE FUND FOR CAPITAL OUTLAY PROJECTS								
Expenditure Detail	0.00	0.00						
Other Sources/Uses Detail					0.00	0.00		
Fund Reconciliation								
49 CAP PROJ FUND FOR BLENDED COMPONENT UNITS								
Expenditure Detail	0.00	0.00						
Other Sources/Uses Detail					0.00	0.00		
Fund Reconciliation								
51 BOND INTEREST AND REDEMPTION FUND								
Expenditure Detail								
Other Sources/Uses Detail					0.00	0.00		
Fund Reconciliation								
52 DEBT SVC FUND FOR BLENDED COMPONENT UNITS								
Expenditure Detail								
Other Sources/Uses Detail					0.00	0.00		
Fund Reconciliation								
53 TAX OVERRIDE FUND								
Expenditure Detail								
Other Sources/Uses Detail					0.00	0.00		
Fund Reconciliation								

Description	Direct Costs - Interfund Transfers In 5750	Transfers Out 5750	Indirect Costs - Interfund Transfers In 7350	Transfers Out 7350	Interfund Transfers In 8900-8929	Interfund Transfers Out 7600-7629	Due From Other Funds 9310	Due To Other Funds 9610
56 DEBT SERVICE FUND								
Expenditure Detail								
Other Sources/Uses Detail					0.00	0.00		
Fund Reconciliation								
57 FOUNDATION PERMANENT FUND								
Expenditure Detail	0.00	0.00	0.00	0.00				
Other Sources/Uses Detail						0.00		
Fund Reconciliation								
61 CAFETERIA ENTERPRISE FUND								
Expenditure Detail	0.00	0.00	0.00	0.00				
Other Sources/Uses Detail					0.00	0.00		
Fund Reconciliation								
62 CHARTER SCHOOLS ENTERPRISE FUND								
Expenditure Detail	0.00	0.00	0.00	0.00				
Other Sources/Uses Detail					0.00	0.00		
Fund Reconciliation								
63 OTHER ENTERPRISE FUND								
Expenditure Detail	0.00	0.00						
Other Sources/Uses Detail					0.00	0.00		
Fund Reconciliation								
66 WAREHOUSE REVOLVING FUND								
Expenditure Detail	0.00	0.00						
Other Sources/Uses Detail					0.00	0.00		
Fund Reconciliation								
67 SELF-INSURANCE FUND								
Expenditure Detail	0.00	0.00						
Other Sources/Uses Detail					0.00	0.00		
Fund Reconciliation								
71 RETIREE BENEFIT FUND								
Expenditure Detail								
Other Sources/Uses Detail					0.00			
Fund Reconciliation								
73 FOUNDATION PRIVATE-PURPOSE TRUST FUND								
Expenditure Detail	0.00	0.00						
Other Sources/Uses Detail					0.00			
Fund Reconciliation								
76 WARRANT/PASS-THROUGH FUND								
Expenditure Detail								
Other Sources/Uses Detail								
Fund Reconciliation								
95 STUDENT BODY FUND								
Expenditure Detail								
Other Sources/Uses Detail								
Fund Reconciliation								
TOTALS	0.00	0.00	0.00	0.00	250,000.00	250,000.00		

Provide methodology and assumptions used to estimate ADA, enrollment, revenues, expenditures, reserves and fund balance, and multiyear commitments (including cost-of-living adjustments).

Deviations from the standards must be explained and may affect the approval of the budget.

CRITERIA AND STANDARDS

1. CRITERION: Average Daily Attendance

STANDARD: Funded average daily attendance (ADA) has not been overestimated in 1) the first prior fiscal year OR in 2) two or more of the previous three fiscal years by more than the following percentage levels:

Percentage Level	District ADA
3.0%	0 to 300
2.0%	301 to 1,000
1.0%	1,001 and over

District ADA (Form A, Estimated P-2 ADA column, lines A4 and C4): 813.71

District's ADA Standard Percentage Level: 2.0%

1A. Calculating the District's ADA Variances

DATA ENTRY: For the Third, Second, and First Prior Years, enter Estimated Funded ADA in the Original Budget Funded ADA column; enter district regular ADA and charter school ADA corresponding to financial data reported in the General Fund, only, for the Third, Second, and First Prior Years. All other data are extracted.

Fiscal Year	Original Budget Funded ADA (Form A, Lines A4 and C4)	Estimated/Unaudited Actuals Funded ADA (Form A, Lines A4 and C4)	ADA Variance Level (If Budget is greater than Actuals, else N/A)	Status
Third Prior Year (2020-21)				
District Regular	917	917		
Charter School				
Total ADA	**917**	**917**	**0.0%**	**Met**
Second Prior Year (2021-22)				
District Regular	925	917		
Charter School				
Total ADA	**925**	**917**	**0.9%**	**Met**
First Prior Year (2022-23)				
District Regular	926	892		
Charter School		0		
Total ADA	**926**	**892**	**3.7%**	**Not Met**
Budget Year (2023-24)				
District Regular	874			
Charter School	0			
Total ADA	**874**			

1B. Comparison of District ADA to the Standard

DATA ENTRY: Enter an explanation if the standard is not met.

1a. STANDARD NOT MET - Funded ADA was estimated above the standard for the first prior year. Provide reasons for the overestimate, a description of the methods and assumptions used in projecting funded ADA, and what changes will be made to improve the accuracy of projections in this area.

Explanation:
(required if NOT met)

The big difference is due to the state having a 3 year PY average over the last few years on the LCFF calculator.

1b. STANDARD MET - Funded ADA has not been overestimated by more than the standard percentage level for two or more of the previous three years.

Explanation:
(required if NOT met)

2. CRITERION: Enrollment

STANDARD: Projected enrollment has not been overestimated in 1) the first prior fiscal year OR in 2) two or more of the previous three fiscal years by more than the following percentage levels:

Percentage Level	District ADA
3.0%	0 to 300
2.0%	301 to 1,000
1.0%	1,001 and over

District ADA (Form A, Estimated P-2 ADA column, lines A4 and C4): 813.7

District's Enrollment Standard Percentage Level: 2.0%

2A. Calculating the District's Enrollment Variances

DATA ENTRY: Enter data in the Enrollment, Budget, column for all fiscal years and in the Enrollment, CBEDS Actual column for the First Prior Year; all other data are extracted or calculated. CBEDS Actual enrollment data preloaded in the District Regular lines will include both District Regular and Charter School enrollment. Districts will need to adjust the District Regular enrollment lines and the Charter School enrollment lines accordingly. Enter district regular enrollment and charter school enrollment corresponding to financial data reported in the General Fund, only, for all fiscal years.

Fiscal Year	Enrollment Budget	Enrollment CBEDS Actual	Enrollment Variance Level (If Budget is greater than Actual, else N/A)	Status
Third Prior Year (2020-21)				
District Regular	917	901		
Charter School				
Total Enrollment	**917**	**901**	**1.7%**	**Met**
Second Prior Year (2021-22)				
District Regular	917	951		
Charter School				
Total Enrollment	**917**	**951**	**N/A**	**Met**
First Prior Year (2022-23)				
District Regular	951	909		
Charter School				
Total Enrollment	**951**	**909**	**4.4%**	**Not Met**
Budget Year (2023-24)				
District Regular	892			
Charter School				
Total Enrollment	**892**			

2B. Comparison of District Enrollment to the Standard

DATA ENTRY: Enter an explanation if the standard is not met.

1a. STANDARD NOT MET - Enrollment was estimated above the standard for the first prior year. Provide reasons for the overestimate, a description of the methods and assumptions used in projecting enrollment, and what changes will be made to improve the accuracy of projections in this area.

Explanation:
(required if NOT met)

The big difference is due to the state having a 3 year PY average over the last few years on the LCFF calculator and it has not accounted for an actual decrease in enrollment.

1b. STANDARD MET - Enrollment has not been overestimated by more than the standard percentage level for two or more of the previous three years.

Explanation:
(required if NOT met)

3. **CRITERION: ADA to Enrollment**

STANDARD: Projected second period (P-2) average daily attendance (ADA) to enrollment ratio for any of the budget year or two subsequent fiscal years has not increased from the historical average ratio from the three prior fiscal years by more than one half of one percent (0.5%).

3A. Calculating the District's ADA to Enrollment Standard

DATA ENTRY: All data are extracted or calculated. Data should reflect district regular and charter school ADA/enrollment corresponding to financial data reported in the General Fund, only, for all fiscal years.

Fiscal Year	P-2 ADA Estimated/Unaudited Actuals (Form A, Lines A4 and C4)	Enrollment CBEDS Actual (Criterion 2, Item 2A)	Historical Ratio of ADA to Enrollment
Third Prior Year (2020-21)			
District Regular	917	901	
Charter School		0	
Total ADA/Enrollment	**917**	**901**	**101.8%**
Second Prior Year (2021-22)			
District Regular	917	951	
Charter School	0		
Total ADA/Enrollment	**917**	**951**	**96.4%**
First Prior Year (2022-23)			
District Regular	814	909	
Charter School			
Total ADA/Enrollment	**814**	**909**	**89.5%**
		Historical Average Ratio:	95.9%
		District's ADA to Enrollment Standard (historical average ratio plus 0.5%):	**96.4%**

3B. Calculating the District's Projected Ratio of ADA to Enrollment

DATA ENTRY: Enter data in the Estimated P-2 ADA column for the two subsequent years. Enter data in the Enrollment column for the two subsequent years. Data should reflect district regular and charter school ADA/enrollment corresponding to financial data reported in the General Fund only, for all fiscal years. All other data are extracted or calculated.

Fiscal Year	Estimated P-2 ADA Budget (Form A, Lines A4 and C4)	Enrollment Budget/Projected (Criterion 2, Item 2A)	Ratio of ADA to Enrollment	Status
Budget Year (2023-24)				
District Regular	814	892		
Charter School	0			
Total ADA/Enrollment	**814**	**892**	**91.2%**	**Met**
1st Subsequent Year (2024-25)				
District Regular	822	893		
Charter School				
Total ADA/Enrollment	**822**	**893**	**92.0%**	**Met**
2nd Subsequent Year (2025-26)				
District Regular	795	852		
Charter School				
Total ADA/Enrollment	**795**	**852**	**93.4%**	**Met**

3C. Comparison of District ADA to Enrollment Ratio to the Standard

DATA ENTRY: Enter an explanation if the standard is not met.

1a. STANDARD MET - Projected P-2 ADA to enrollment ratio has not exceeded the standard for the budget and two subsequent fiscal years.

Explanation:
(required if NOT met)

4. **CRITERION: LCFF Revenue**

STANDARD: Projected local control funding formula (LCFF) revenue for any of the budget year or two subsequent fiscal years has not changed from the prior fiscal year by more than the change in population, plus the district's gap funding or cost-of-living adjustment (COLA)[1] and its economic recovery target payment, plus or minus one percent.

For basic aid districts, projected LCFF revenue has not changed from the prior fiscal year by more than the percent change in property tax revenues plus or minus one percent.

For districts funded by necessary small school formulas, projected LCFF revenue has not changed from the prior fiscal year amount by more than the district's gap funding or COLA[1] and its economic recovery target payment, plus or minus one percent.

[1] Districts that are already at or above their LCFF target funding as described in Education Code Section 42238.03(d) receive no gap funding. These districts have a COLA applied to their LCFF target, but their year-over-year revenue increase might be less than the statutory COLA due to certain local factors and components of the funding formula.

4A. District's LCFF Revenue Standard

Indicate which standard applies:

LCFF Revenue

Basic Aid

Necessary Small School

The District must select which LCFF revenue standard applies.

LCFF Revenue Standard selected: LCFF Revenue

4A1. Calculating the District's LCFF Revenue Standard

DATA ENTRY: Enter data in Step 1a for the two subsequent fiscal years. All other data is extracted or calculated. Enter data for Steps 2a through 2b1. All other data is calculated.

Note: Due to the full implementation of LCFF, gap funding and the economic recovery target increment payment amounts are no longer applicable.

Projected LCFF Revenue

		Prior Year (2022-23)	Budget Year (2023-24)	1st Subsequent Year (2024-25)	2nd Subsequent Year (2025-26)
Step 1 - Change in Population					
a.	ADA (Funded) (Form A, lines A6 and C4)	913.04	896.11	821.77	795.42
b.	Prior Year ADA (Funded)		913.04	896.11	821.77
c.	Difference (Step 1a minus Step 1b)		(16.93)	(74.34)	(26.35)
d.	Percent Change Due to Population (Step 1c divided by Step 1b)		(1.85%)	(8.30%)	(3.21%)
Step 2 - Change in Funding Level					
a.	Prior Year LCFF Funding				
b1.	COLA percentage				
b2.	COLA amount (proxy for purposes of this criterion)		0.00	0.00	0.00
c.	Percent Change Due to Funding Level (Step 2b2 divided by Step 2a)		0.00%	0.00%	0.00%
Step 3 - Total Change in Population and Funding Level (Step 1d plus Step 2c)			(1.85%)	(8.30%)	(3.21%)
	LCFF Revenue Standard (Step 3, plus/minus 1%):		**-2.85% to -0.85%**	**-9.30% to -7.30%**	**-4.21% to -2.21%**

4A2. Alternate LCFF Revenue Standard - Basic Aid

DATA ENTRY: If applicable to your district, input data in the 1st and 2nd Subsequent Year columns for projected local property taxes; all other data are extracted or calculated.

Basic Aid District Projected LCFF Revenue

	Prior Year (2022-23)	Budget Year (2023-24)	1st Subsequent Year (2024-25)	2nd Subsequent Year (2025-26)
Projected Local Property Taxes (Form 01, Objects 8021 - 8089)	2,564,258.00	2,564,258.00	2,689,229.00	2,689,229.00
Percent Change from Previous Year		N/A	N/A	N/A
Basic Aid Standard (percent change from previous year, plus/minus 1%):		N/A	N/A	N/A

4A3. Alternate LCFF Revenue Standard - Necessary Small School

DATA ENTRY: All data are extracted or calculated.

Necessary Small School District Projected LCFF Revenue

	Budget Year (2023-24)	1st Subsequent Year (2024-25)	2nd Subsequent Year (2025-26)
Necessary Small School Standard (COLA Step 2c, plus/minus 1%):	N/A	N/A	N/A

4B. Calculating the District's Projected Change in LCFF Revenue

DATA ENTRY: Enter data in the 1st and 2nd Subsequent Year columns for LCFF Revenue; all other data are extracted or calculated.

	Prior Year (2022-23)	Budget Year (2023-24)	1st Subsequent Year (2024-25)	2nd Subsequent Year (2025-26)
LCFF Revenue (Fund 01, Objects 8011, 8012, 8020-8089)	11,124,776.00	11,672,804.00	11,595,541.00	11,609,314.00
District's Projected Change in LCFF Revenue:		4.93%	(.66%)	.12%
LCFF Revenue Standard		**-2.85% to -0.85%**	**-9.30% to -7.30%**	**-4.21% to -2.21%**
Status:		Not Met	Not Met	Not Met

4C. Comparison of District LCFF Revenue to the Standard

DATA ENTRY: Enter an explanation if the standard is not met.

1a. STANDARD NOT MET - Projected change in LCFF revenue is outside the standard in one or more of the budget or two subsequent fiscal years. Provide reasons why the projection(s) exceed the standard(s) and a description of the methods and assumptions used in projecting LCFF revenue.

Explanation:
(required if NOT met)

With the LCFF calculator showing 3 year average and the fluctuation of ADA figures, the is a significant difference in revenues.

5. CRITERION: Salaries and Benefits

STANDARD: Projected ratio of total unrestricted salaries and benefits to total unrestricted general fund expenditures for any of the budget year or two subsequent fiscal years has not changed from the historical average ratio from the three prior fiscal years by more than the greater of three percent or the district's required reserves percentage.

5A. Calculating the District's Historical Average Ratio of Unrestricted Salaries and Benefits to Total Unrestricted General Fund Expenditures

DATA ENTRY: All data are extracted or calculated.

Fiscal Year	Estimated/Unaudited Actuals - Unrestricted (Resources 0000-1999) Salaries and Benefits (Form 01, Objects 1000-3999)	Total Expenditures (Form 01, Objects 1000-7499)	Ratio of Unrestricted Salaries and Benefits to Total Unrestricted Expenditures
Third Prior Year (2020-21)	7,460,771.33	9,467,736.04	78.8%
Second Prior Year (2021-22)	8,182,176.53	10,326,207.72	79.2%
First Prior Year (2022-23)	10,140,722.00	12,134,650.00	83.6%
		Historical Average Ratio:	80.5%

	Budget Year (2023-24)	1st Subsequent Year (2024-25)	2nd Subsequent Year (2025-26)
District's Reserve Standard Percentage (Criterion 10B, Line 4):	4.0%	4.0%	4.0%
District's Salaries and Benefits Standard (historical average ratio, plus/minus the greater of 3% or the district's reserve standard percentage):	**76.5% to 84.5%**	**76.5% to 84.5%**	**76.5% to 84.5%**

5B. Calculating the District's Projected Ratio of Unrestricted Salaries and Benefits to Total Unrestricted General Fund Expenditures

DATA ENTRY: If Form MYP exists, Unrestricted Salaries and Benefits, and Total Unrestricted Expenditures data for the 1st and 2nd Subsequent Years will be extracted; if not, enter data for the two subsequent years. All other data are extracted or calculated.

Fiscal Year	Budget - Unrestricted (Resources 0000-1999) Salaries and Benefits (Form 01, Objects 1000-3999) (Form MYP, Lines B1-B3)	Total Expenditures (Form 01, Objects 1000-7499) (Form MYP, Lines B1-B8, B10)	Ratio of Unrestricted Salaries and Benefits to Total Unrestricted Expenditures	Status
Budget Year (2023-24)	11,182,259.74	12,490,469.43	89.5%	Not Met
1st Subsequent Year (2024-25)	9,867,812.85	11,577,174.48	85.2%	Not Met
2nd Subsequent Year (2025-26)	10,763,922.12	12,681,572.53	84.9%	Not Met

5C. Comparison of District Salaries and Benefits Ratio to the Standard

DATA ENTRY: Enter an explanation if the standard is not met.

1a. STANDARD NOT MET - Projected ratio(s) of unrestricted salary and benefit costs to total unrestricted expenditures are outside the standard in one or more of the budget or two subsequent fiscal years. Provide reasons why the projection(s) exceed the standard, a description of the methods and assumptions used in projecting salaries and benefits, and what changes, if any, will be made to bring the projected salary and benefit costs within the standard.

Explanation:
(required if NOT met)

The cost of salaries and benefits are continually going up, resulting in a higher percentage of the amount of total expenses.

6. **CRITERION: Other Revenues and Expenditures**

STANDARD: Projected operating revenues (including federal, other state, and other local) or expenditures (including books and supplies, and services and other operating), for any of the budget year or two subsequent fiscal years, have not changed from the prior fiscal year amount by more than the percentage change in population and the funded cost-of-living adjustment (COLA) plus or minus ten percent.

For each major object category, changes that exceed the percentage change in population and the funded COLA plus or minus five percent must be explained.

6A. Calculating the District's Other Revenues and Expenditures Standard Percentage Ranges

DATA ENTRY: All data are extracted or calculated.

	Budget Year (2023-24)	1st Subsequent Year (2024-25)	2nd Subsequent Year (2025-26)
1. District's Change in Population and Funding Level (Criterion 4A1, Step 3):	(1.85%)	(8.30%)	(3.21%)
2. District's Other Revenues and Expenditures Standard Percentage Range (Line 1, plus/minus 10%):	**-11.85% to 8.15%**	**-18.30% to 1.70%**	**-13.21% to 6.79%**
3. District's Other Revenues and Expenditures Explanation Percentage Range (Line 1, plus/minus 5%):	-6.85% to 3.15%	-13.30% to -3.30%	-8.21% to 1.79%

6B. Calculating the District's Change by Major Object Category and Comparison to the Explanation Percentage Range (Section 6A, Line 3)

DATA ENTRY: If Form MYP exists, the 1st and 2nd Subsequent Year data for each revenue and expenditure section will be extracted; if not, enter data for the two subsequent years. All other data are extracted or calculated.

Explanations must be entered for each category if the percent change for any year exceeds the district's explanation percentage range.

Object Range / Fiscal Year	Amount	Percent Change Over Previous Year	Change Is Outside Explanation Range
Federal Revenue (Fund 01, Objects 8100-8299) (Form MYP, Line A2)			
First Prior Year (2022-23)	3,656,956.00		
Budget Year (2023-24)	1,187,305.31	(67.53%)	Yes
1st Subsequent Year (2024-25)	982,357.31	(17.26%)	Yes
2nd Subsequent Year (2025-26)	982,357.31	0.00%	No

Explanation: (required if Yes)
Decrease in one time revenue in subsequent years.

Other State Revenue (Fund 01, Objects 8300-8599) (Form MYP, Line A3)			
First Prior Year (2022-23)	1,409,484.00		
Budget Year (2023-24)	2,827,112.28	100.58%	Yes
1st Subsequent Year (2024-25)	1,405,482.05	(50.29%)	Yes
2nd Subsequent Year (2025-26)	1,422,456.33	1.21%	No

Explanation: (required if Yes)
Decrease in one time revenue in subsequent years.

Other Local Revenue (Fund 01, Objects 8600-8799) (Form MYP, Line A4)			
First Prior Year (2022-23)	494,463.20		
Budget Year (2023-24)	669,200.08	35.34%	Yes
1st Subsequent Year (2024-25)	614,088.26	(8.24%)	No
2nd Subsequent Year (2025-26)	615,525.96	.23%	No

Explanation: (required if Yes)
Projecting interest income to decrease.

Books and Supplies (Fund 01, Objects 4000-4999) (Form MYP, Line B4)

First Prior Year (2022-23)	389,500.00		
Budget Year (2023-24)	389,500.00	0.00%	No
1st Subsequent Year (2024-25)	389,873.59	.10%	Yes
2nd Subsequent Year (2025-26)	396,947.25	1.81%	Yes

Explanation:
(required if Yes)

CPI increase accounted for in subsequent years.

Services and Other Operating Expenditures (Fund 01, Objects 5000-5999) (Form MYP, Line B5)

First Prior Year (2022-23)	1,605,200.00		
Budget Year (2023-24)	1,553,333.68	(3.23%)	No
1st Subsequent Year (2024-25)	1,600,244.36	3.02%	Yes
2nd Subsequent Year (2025-26)	1,641,890.83	2.60%	Yes

Explanation:
(required if Yes)

CPI increase accounted for in subsequent years.

6C. Calculating the District's Change in Total Operating Revenues and Expenditures (Section 6A, Line 2)

DATA ENTRY: All data are extracted or calculated.

Object Range / Fiscal Year	Amount	Percent Change Over Previous Year	Status
Total Federal, Other State, and Other Local Revenue (Criterion 6B)			
First Prior Year (2022-23)	5,560,903.20		
Budget Year (2023-24)	4,683,617.67	(15.78%)	Not Met
1st Subsequent Year (2024-25)	3,001,927.62	(35.91%)	Not Met
2nd Subsequent Year (2025-26)	3,020,339.60	.61%	Met
Total Books and Supplies, and Services and Other Operating Expenditures (Criterion 6B)			
First Prior Year (2022-23)	1,994,700.00		
Budget Year (2023-24)	1,942,833.68	(2.60%)	Met
1st Subsequent Year (2024-25)	1,990,117.95	2.43%	Not Met
2nd Subsequent Year (2025-26)	2,038,838.08	2.45%	Met

6D. Comparison of District Total Operating Revenues and Expenditures to the Standard Percentage Range

DATA ENTRY: Explanations are linked from Section 6B if the status in Section 6C is not met; no entry is allowed below.

1a. STANDARD NOT MET - Projected total operating revenues have changed by more than the standard in one or more of the budget or two subsequent fiscal years. Reasons for the projected change, descriptions of the methods and assumptions used in the projections, and what changes, if any, will be made to bring the projected operating revenues within the standard must be entered in Section 6A above and will also display in the explanation box below.

Explanation:
Federal Revenue
(linked from 6B
if NOT met)

Decrease in one time revenue in subsequent years.

Explanation:
Other State Revenue
(linked from 6B
if NOT met)

Decrease in one time revenue in subsequent years.

Explanation:
Other Local Revenue
(linked from 6B
if NOT met)

Projecting interest income to decrease.

1b. STANDARD NOT MET - Projected total operating expenditures have changed by more than the standard in one or more of the budget or two subsequent fiscal years. Reasons for the projected change, descriptions of the methods and assumptions used in the projections, and what changes, if any, will be made to bring the projected operating expenditures within the standard must be entered in Section 6A above and will also display in the explanation box below.

Explanation:
Books and Supplies
(linked from 6B
if NOT met)

CPI increase accounted for in subsequent years.

Explanation:
Services and Other Exps
(linked from 6B
if NOT met)

CPI increase accounted for in subsequent years.

7. **CRITERION: Facilities Maintenance**

STANDARD: Confirm that the annual contribution for facilities maintenance funding is not less than the amount required pursuant to Education Code Section 17070.75, if applicable, and that the district is providing adequately to preserve the functionality of its facilities for their normal life in accordance with Education Code sections 52060(d)(1) and 17002(d)(1).

Determining the District's Compliance with the Contribution Requirement for EC Section 17070.75 - Ongoing and Major Maintenance/Restricted Maintenance Account (OMMA/RMA)

NOTE: EC Section 17070.75 requires the district to deposit into the account a minimum amount equal to or greater than three percent of the total general fund expenditures and other financing uses for that fiscal year. Statute exlude the following resource codes from the total general fund expenditures calculation: 3212, 3213, 3214, 3216, 3218, 3219, 3225, 3226, 3227, 3228, 5316, 5632, 5633, 5634, 7027, and 7690.

DATA ENTRY: Click the appropriate Yes or No button for special education local plan area (SELPA) administrative units (AUs); all other data are extracted or calculated. If standard is not met, enter an X in the appropriate box and enter an explanation, if applicable.

1. a. For districts that are the AU of a SELPA, do you choose to exclude revenues that are passed through to participating members of the SELPA from the OMMA/RMA required minimum contribution calculation?

   b. Pass-through revenues and apportionments that may be excluded from the OMMA/RMA calculation per EC Section 17070.75(b)(2)(D) (Fund 10, resources 3300-3499, 6500-6540 and 6546, objects 7211-7213 and 7221-7223): 0.00

2. Ongoing and Major Maintenance/Restricted Maintenance Account

a. Budgeted Expenditures and Other Financing Uses (Form 01, objects 1000-7999, exclude resources 3212, 3213, 3214, 3216, 3218, 3219, 3225, 3226, 3227, 3228, 5316, 5632, 5633, 5634, 7027, and 7690)	15,253,607.44			
b. Plus: Pass-through Revenues and Apportionments (Line 1b, if line 1a is No)		3% Required Minimum Contribution (Line 2c times 3%)	Budgeted Contribution[1] to the Ongoing and Major Maintenance Account	Status
c. Net Budgeted Expenditures and Other Financing Uses	15,253,607.44	457,608.22	279,500.00	Not Met

[1] Fund 01, Resource 8150, Objects 8900-8999

If standard is not met, enter an X in the box that best describes why the minimum required contribution was not made:

- [ ] Not applicable (district does not participate in the Leroy F. Greene School Facilities Act of 1998)
- [ ] Exempt (due to district's small size [EC Section 17070.75 (b)(2)(E)])
- [X] Other (explanation must be provided)

Explanation: (required if NOT met and Other is marked)

In Fund 14, the district has budgeted $250,000 in ongoing and major maintenance. In fund 01, the district has budgeted $361,984, which exceeds the min. contribution requirements.

8. **CRITERION: Deficit Spending**

STANDARD: Unrestricted deficit spending (total unrestricted expenditures and other financing uses is greater than total unrestricted revenues and other financing sources) as a percentage of total unrestricted expenditures and other financing uses, has not exceeded one-third of the district's available reserves[1] as a percentage of total expenditures and other financing uses[2] in two out of three prior fiscal years.

8A. Calculating the District's Deficit Spending Standard Percentage Levels

DATA ENTRY: All data are extracted or calculated.

		Third Prior Year (2020-21)	Second Prior Year (2021-22)	First Prior Year (2022-23)
1.	District's Available Reserve Amounts (resources 0000-1999)			
	a. Stabilization Arrangements (Funds 01 and 17, Object 9750)	0.00	0.00	0.00
	b. Reserve for Economic Uncertainties (Funds 01 and 17, Object 9789)	507,142.00	593,267.00	681,698.00
	c. Unassigned/Unappropriated (Funds 01 and 17, Object 9790)	0.00	0.00	2,837,806.47
	d. Negative General Fund Ending Balances in Restricted Resources (Fund 01, Object 979Z, if negative, for each of resources 2000-9999)	0.00	0.00	(50,000.00)
	e. Available Reserves (Lines 1a through 1d)	507,142.00	593,267.00	3,469,504.47
2.	Expenditures and Other Financing Uses			
	a. District's Total Expenditures and Other Financing Uses (Fund 01, objects 1000-7999)	12,678,539.48	14,831,673.74	16,324,646.93
	b. Plus: Special Education Pass-through Funds (Fund 10, resources 3300-3499, 6500-6540 and 6546, objects 7211-7213 and 7221-7223)			0.00
	c. Total Expenditures and Other Financing Uses (Line 2a plus Line 2b)	12,678,539.48	14,831,673.74	16,324,646.93
3.	District's Available Reserve Percentage (Line 1e divided by Line 2c)	4.0%	4.0%	21.3%
	District's Deficit Spending Standard Percentage Levels (Line 3 times 1/3):	**1.3%**	**1.3%**	**7.1%**

[1]Available reserves are the unrestricted amounts in the Stabilization Arrangement, Reserve for Economic Uncertainties, and Unassigned/Unappropriated accounts in the General Fund and the Special Reserve Fund for Other Than Capital Outlay Projects. Available reserves will be reduced by any negative ending balances in restricted resources in the General Fund.

[2]A school district that is the Administrative Unit of a Special Education Local Plan Area (SELPA) may exclude from its expenditures the distribution of funds to its participating members.

8B. Calculating the District's Deficit Spending Percentages

DATA ENTRY: All data are extracted or calculated.

Fiscal Year	Net Change in Unrestricted Fund Balance (Form 01, Section E)	Total Unrestricted Expenditures and Other Financing Uses (Form 01, Objects 1000-7999)	Deficit Spending Level (If Net Change in Unrestricted Fund Balance is negative, else N/A)	Status
Third Prior Year (2020-21)	(209,224.80)	9,446,499.74	2.2%	Not Met
Second Prior Year (2021-22)	907,111.60	10,326,207.72	N/A	Met
First Prior Year (2022-23)	(1,472,507.76)	12,134,650.00	12.1%	Not Met
Budget Year (2023-24) (Information only)	(708,595.18)	12,490,469.43		

8C. Comparison of District Deficit Spending to the Standard

DATA ENTRY: Enter an explanation if the standard is not met.

1a. STANDARD NOT MET - Unrestricted deficit spending has exceeded the standard percentage levels for two or more of the previous three fiscal years. Provide reasons for the deficit spending, a description of the methods and assumptions used in balancing the unrestricted budgets, and what change, if any, will be made to ensure that the subsequent budgets are balanced within the standard.

Explanation:
(required if NOT met)

Deficit spending due to COVID funding

9. **CRITERION: Fund Balance**

STANDARD: Budgeted beginning unrestricted general fund balance has not been overestimated for two out of three prior fiscal years by more than the following percentage levels:

Percentage Level [1]	District ADA
1.7%	0 to 300
1.3%	301 to 1,000
1.0%	1,001 to 30,000
0.7%	30,001 to 400,000
0.3%	400,001 and over

[1] Percentage levels equate to a rate of deficit spending which would eliminate recommended reserves for economic uncertainties over a three year period.

District Estimated P-2 ADA (Form A, Lines A6 and C4): 836

District's Fund Balance Standard Percentage Level: **1.3%**

9A. Calculating the District's Unrestricted General Fund Beginning Balance Percentages

DATA ENTRY: Enter data in the Original Budget column for the First, Second, and Third Prior Years; all other data are extracted or calculated.

Fiscal Year	Unrestricted General Fund Beginning Balance [2] (Form 01, Line F1e, Unrestricted Column) Original Budget	Estimated/Unaudited Actuals	Beginning Fund Balance Variance Level (If overestimated, else N/A)	Status
Third Prior Year (2020-21)	4,067,224.98	4,448,793.43	N/A	Met
Second Prior Year (2021-22)	3,966,866.70	4,239,568.63	N/A	Met
First Prior Year (2022-23)	3,871,371.47	5,146,680.23	N/A	Met
Budget Year (2023-24) (Information only)	3,674,172.47			

[2] Adjusted beginning balance, including audit adjustments and other restatements (objects 9791-9795)

9B. Comparison of District Unrestricted Beginning Fund Balance to the Standard

DATA ENTRY: Enter an explanation if the standard is not met.

1a. STANDARD MET - Unrestricted general fund beginning fund balance has not been overestimated by more than the standard percentage level for two or more of the previous three years.

Explanation:
(required if NOT met)

10. CRITERION: Reserves

STANDARD: Available reserves[1] for any of the budget year or two subsequent fiscal years are not less than the following percentages or amounts[2] as applied to total expenditures and other financing uses[3]:

DATA ENTRY: Budget Year data are extracted. If Form MYP exists, 1st and 2nd Subsequent Year data will be extracted. If not, enter district regular ADA and charter school ADA corresponding to financial data reported in the General Fund, only, for the two subsequent years.

Percentage Level	District ADA
5% or $80,000 (greater of)	0 to 300
4% or $80,000 (greater of)	301 to 1,000
3%	1,001 to 30,000
2%	30,001 to 400,000
1%	400,001 and over

[1] Available reserves are the unrestricted amounts in the Stabilization Arrangements, Reserve for Economic Uncertainties, and Unassigned/Unappropriated accounts in the General Fund and the Special Reserve Fund for Other Than Capital Outlay Projects. Available reserves will be reduced by any negative ending balances in restricted resources in the General Fund.

[2] Dollar amounts to be adjusted annually by the prior year statutory cost-of-living adjustment, as referenced in Education Code Section 42238.02, rounded to the nearest thousand.

[3] A school district that is the Administrative Unit (AU) of a Special Education Local Plan Area (SELPA) may exclude from its expenditures the distribution of funds to its participating members.

	Budget Year (2023-24)	1st Subsequent Year (2024-25)	2nd Subsequent Year (2025-26)
District Estimated P-2 ADA (Budget Year, Form A, Lines A4 and C4. Subsequent Years, Form MYP, Line F2, if available.)	814	822	795
District's Reserve Standard Percentage Level:	4%	4%	4%

10A. Calculating the District's Special Education Pass-through Exclusions (only for districts that serve as the AU of a SELPA)

DATA ENTRY: For SELPA AUs, if Form MYP exists, all data will be extracted including the Yes/No button selection. If not, click the appropriate Yes or No button for item 1 and, if Yes, enter data for item 2a and for the two subsequent years in item 2b; Budget Year data are extracted.

For districts that serve as the AU of a SELPA (Form MYP, Lines F1a, F1b1, and F1b2):

1. Do you choose to exclude from the reserve calculation the pass-through funds distributed to SELPA members? YES
2. If you are the SELPA AU and are excluding special education pass-through funds:
   a. Enter the name(s) of the SELPA(s):

	Budget Year (2023-24)	1st Subsequent Year (2024-25)	2nd Subsequent Year (2025-26)
b. Special Education Pass-through Funds (Fund 10, resources 3300-3499, 6500-6540 and 6546, objects 7211-7213 and 7221-7223)	0.00		

10B. Calculating the District's Reserve Standard

DATA ENTRY: If Form MYP exists, 1st and 2nd Subsequent Year data for lines 1 and 2 will be extracted; if not, enter data for the two subsequent years.

All other data are extracted or calculated.

	Budget Year (2023-24)	1st Subsequent Year (2024-25)	2nd Subsequent Year (2025-26)
1. Expenditures and Other Financing Uses (Fund 01, objects 1000-7999) (Form MYP, Line B11)	15,733,248.44	17,194,153.33	16,165,034.26
2. Plus: Special Education Pass-through (Criterion 10A, Line 2b, if Criterion 10A, Line 1 is No)			
3. Total Expenditures and Other Financing Uses (Line B1 plus Line B2)	15,733,248.44	17,194,153.33	16,165,034.26
4. Reserve Standard Percentage Level	4%	4%	4%
5. Reserve Standard - by Percent (Line B3 times Line B4)	629,329.94	687,766.13	646,601.37
6. Reserve Standard - by Amount			

	($80,000 for districts with 0 to 1,000 ADA, else 0)	80,000.00	80,000.00	80,000.00
7.	**District's Reserve Standard (Greater of Line B5 or Line B6)**	**629,329.94**	**687,766.13**	**646,601.37**

10C. Calculating the District's Budgeted Reserve Amount

DATA ENTRY: If Form MYP exists, 1st and 2nd Subsequent Year data for lines 1 through 7 will be extracted; if not, enter data for the two subsequent years.
All other data are extracted or calculated.

Reserve Amounts (Unrestricted resources 0000-1999 except Line 4):	Budget Year (2023-24)	1st Subsequent Year (2024-25)	2nd Subsequent Year (2025-26)
1. General Fund - Stabilization Arrangements (Fund 01, Object 9750) (Form MYP, Line E1a)	0.00	0.00	0.00
2. General Fund - Reserve for Economic Uncertainties (Fund 01, Object 9789) (Form MYP, Line E1b)	629,329.94	687,766.13	646,601.37
3. General Fund - Unassigned/Unappropriated Amount (Fund 01, Object 9790) (Form MYP, Line E1c)	2,336,247.35	2,110,093.20	913,287.87
4. General Fund - Negative Ending Balances in Restricted Resources (Fund 01, Object 979Z, if negative, for each of resources 2000-9999) (Form MYP, Line E1d)	0.00	0.00	0.00
5. Special Reserve Fund - Stabilization Arrangements (Fund 17, Object 9750) (Form MYP, Line E2a)	0.00	0.00	0.00
6. Special Reserve Fund - Reserve for Economic Uncertainties (Fund 17, Object 9789) (Form MYP, Line E2b)	0.00	0.00	0.00
7. Special Reserve Fund - Unassigned/Unappropriated Amount (Fund 17, Object 9790) (Form MYP, Line E2c)	0.00	0.00	0.00
8. District's Budgeted Reserve Amount (Lines C1 thru C7)	2,965,577.29	2,797,859.33	1,559,889.24
9. District's Budgeted Reserve Percentage (Information only) (Line 8 divided by Section 10B, Line 3)	18.85%	16.27%	9.65%
District's Reserve Standard (Section 10B, Line 7):	**629,329.94**	**687,766.13**	**646,601.37**
Status:	Met	Met	Met

10D. Comparison of District Reserve Amount to the Standard

DATA ENTRY: Enter an explanation if the standard is not met.

1a. STANDARD MET - Projected available reserves have met the standard for the budget and two subsequent fiscal years.

Explanation:
(required if NOT met)

SUPPLEMENTAL INFORMATION

DATA ENTRY: Click the appropriate Yes or No button for items S1 through S4. Enter an explanation for each Yes answer.

S1. Contingent Liabilities

1a. Does your district have any known or contingent liabilities (e.g., financial or program audits, litigation, state compliance reviews) that may impact the budget? No

1b. If Yes, identify the liabilities and how they may impact the budget:

S2. Use of One-time Revenues for Ongoing Expenditures

1a. Does your district have ongoing general fund expenditures in the budget in excess of one percent of the total general fund expenditures that are funded with one-time resources? No

1b. If Yes, identify the expenditures and explain how the one-time resources will be replaced to continue funding the ongoing expenditures in the following fiscal years:

S3. Use of Ongoing Revenues for One-time Expenditures

1a. Does your district have large non-recurring general fund expenditures that are funded with ongoing general fund revenues? No

1b. If Yes, identify the expenditures:

S4. Contingent Revenues

1a. Does your district have projected revenues for the budget year or either of the two subsequent fiscal years contingent on reauthorization by the local government, special legislation, or other definitive act (e.g., parcel taxes, forest reserves)? Yes

1b. If Yes, identify any of these revenues that are dedicated for ongoing expenses and explain how the revenues will be replaced or expenditures reduced:

Forest Reserve Funding

S5. Contributions

Identify projected contributions from unrestricted resources in the general fund to restricted resources in the general fund for the budget year and two subsequent fiscal years. Provide an explanation if contributions have changed from the prior fiscal year amounts by more than $20,000 and more than ten percent. Explanation should include whether contributions are ongoing or one-time in nature.

Identify projected transfers to or from the general fund to cover operating deficits in either the general fund or any other fund for the budget year and two subsequent fiscal years. Provide an explanation if transfers have changed from the prior fiscal year amounts by more than $20,000 and more than ten percent. Explanation should include whether transfers are ongoing or one-time in nature.

Estimate the impact of any capital projects on the general fund operational budget.

District's Contributions and Transfers Standard: -10.0% to +10.0% or -$20,000 to +$20,000

S5A. Identification of the District's Projected Contributions, Transfers, and Capital Projects that may Impact the General Fund

DATA ENTRY: For Contributions, enter data in the Projection column for the 1st and 2nd Subsequent Years. Contributions for the First Prior Year and Budget Year data will be extracted. For Transfers In and Transfers Out, the First Prior Year and Budget Year data will be extracted. If Form MYP exists, the data will be extracted for the 1st and 2nd Subsequent Years. If Form MYP does not exist, enter data for the 1st and 2nd Subsequent Years. Click the appropriate button for 1d. All other data are extracted or calculated.

Description / Fiscal Year	Projection	Amount of Change	Percent Change	Status
1a. Contributions, Unrestricted General Fund (Fund 01, Resources 0000-1999, Object 8980)				
First Prior Year (2022-23)	(1,272,016.96)			
Budget Year (2023-24)	(710,825.35)	(561,191.61)	(44.1%)	Not Met
1st Subsequent Year (2024-25)	(862,518.30)	151,692.95	21.3%	Not Met
2nd Subsequent Year (2025-26)	(1,224,206.15)	361,687.85	41.9%	Not Met
1b. Transfers In, General Fund *				
First Prior Year (2022-23)	0.00			
Budget Year (2023-24)	0.00	0.00	0.0%	Met
1st Subsequent Year (2024-25)	0.00	0.00	0.0%	Met
2nd Subsequent Year (2025-26)	0.00	0.00	0.0%	Met
1c. Transfers Out, General Fund *				
First Prior Year (2022-23)	250,000.00			
Budget Year (2023-24)	250,000.00	0.00	0.0%	Met
1st Subsequent Year (2024-25)	250,000.00	0.00	0.0%	Met
2nd Subsequent Year (2025-26)	250,000.00	0.00	0.0%	Met

1d. Impact of Capital Projects

Do you have any capital projects that may impact the general fund operational budget? No

* Include transfers used to cover operating deficits in either the general fund or any other fund.

S5B. Status of the District's Projected Contributions, Transfers, and Capital Projects

DATA ENTRY: Enter an explanation if Not Met for items 1a-1c or if Yes for item 1d.

1a. NOT MET - The projected contributions from the unrestricted general fund to restricted general fund programs have changed by more than the standard for one or more of the budget or subsequent two fiscal years. Identify restricted programs and amount of contribution for each program and whether contributions are ongoing or one-time in nature. Explain the district's plan, with timeframes, for reducing or eliminating the contribution.

Explanation: (required if NOT met)
The district is budgeting the restricted programs based on revenue received in the base year and CPI on all expenses, making revenues stay flat but expenses going up.

1b. MET - Projected transfers in have not changed by more than the standard for the budget and two subsequent fiscal years.

Explanation: (required if NOT met)

1c. MET - Projected transfers out have not changed by more than the standard for the budget and two subsequent fiscal years.

Explanation:

(required if NOT met)

1d. NO - There are no capital projects that may impact the general fund operational budget.

Project Information:

(required if YES)

S6. Long-term Commitments

Identify all existing and new multiyear commitments[1] and their annual required payments for the budget year and two subsequent fiscal years. Explain how any increase in annual payments will be funded. Also explain how any decrease to funding sources used to pay long-term commitments will be replaced.

[1] Include multiyear commitments, multiyear debt agreements, and new programs or contracts that result in long-term obligations.

S6A. Identification of the District's Long-term Commitments

DATA ENTRY: Click the appropriate button in item 1 and enter data in all columns of item 2 for applicable long-term commitments; there are no extractions in this section.

1. Does your district have long-term (multiyear) commitments?
(If No, skip item 2 and Sections S6B and S6C) No

2. If Yes to item 1, list all new and existing multiyear commitments and required annual debt service amounts. Do not include long-term commitments for postemployment benefits other than pensions (OPEB); OPEB is disclosed in item S7A.

Type of Commitment	# of Years Remaining	SACS Fund and Object Codes Used For: Funding Sources (Revenues)	Debt Service (Expenditures)	Principal Balance as of July 1, 2023
Leases				
Certificates of Participation				
General Obligation Bonds				
Supp Early Retirement Program				
State School Building Loans				
Compensated Absences				
Other Long-term Commitments (do not include OPEB):				
TOTAL:				0

Type of Commitment (continued)	Prior Year (2022-23) Annual Payment (P & I)	Budget Year (2023-24) Annual Payment (P & I)	1st Subsequent Year (2024-25) Annual Payment (P & I)	2nd Subsequent Year (2025-26) Annual Payment (P & I)
Leases				
Certificates of Participation				
General Obligation Bonds				
Supp Early Retirement Program				
State School Building Loans				
Compensated Absences				
Other Long-term Commitments (continued):				
Total Annual Payments:	0	0	0	0
Has total annual payment increased over prior year (2022-23)?		**No**	**No**	**No**

S6B. Comparison of the District's Annual Payments to Prior Year Annual Payment

DATA ENTRY: Enter an explanation if Yes.

1a. No - Annual payments for long-term commitments have not increased in one or more of the budget and two subsequent fiscal years.

Explanation:
(required if Yes to increase in total annual payments)

S6C. Identification of Decreases to Funding Sources Used to Pay Long-term Commitments

DATA ENTRY: Click the appropriate Yes or No button in item 1; if Yes, an explanation is required in item 2.

1. Will funding sources used to pay long-term commitments decrease or expire prior to the end of the commitment period, or are they one-time sources?

N/A

2. No - Funding sources will not decrease or expire prior to the end of the commitment period, and one-time funds are not being used for long-term commitment annual payments.

Explanation:
(required if Yes)

S7. Unfunded Liabilities

Estimate the unfunded liability for postemployment benefits other than pensions (OPEB) based on an actuarial valuation, if required, or other method; identify or estimate the actuarially determined contribution (if available); and indicate how the obligation is funded (pay-as-you-go, amortized over a specific period, etc.).

Estimate the unfunded liability for self-insurance programs such as workers' compensation based on an actuarial valuation, if required, or other method; identify or estimate the required contribution; and indicate how the obligation is funded (level of risk retained, funding approach, etc.).

S7A. Identification of the District's Estimated Unfunded Liability for Postemployment Benefits Other than Pensions (OPEB)

DATA ENTRY: Click the appropriate button in Item 1 and enter data in all other applicable items; there are no extractions in this section except the budget year data on line 5b.

1 Does your district provide postemployment benefits other than pensions (OPEB)? (If No, skip items 2-5): Yes

2. For the district's OPEB:

a. Are they lifetime benefits? No

b. Do benefits continue past age 65? No

c. Describe any other characteristics of the district's OPEB program including eligibility criteria and amounts, if any, that retirees are required to contribute toward their own benefits:

Actuarial

3 a. Are OPEB financed on a pay-as-you-go, actuarial cost, or other method? Actuarial

b. Indicate any accumulated amounts earmarked for OPEB in a self-insurance or governmental fund

Self-Insurance Fund	Governmental Fund
0	3,170,118

4. OPEB Liabilities

a. Total OPEB liability	2,819,685.00
b. OPEB plan(s) fiduciary net position (if applicable)	3,170,118.00
c. Total/Net OPEB liability (Line 4a minus Line 4b)	(350,433.00)
d. Is total OPEB liability based on the district's estimate or an actuarial valuation?	Actuarial
e. If based on an actuarial valuation, indicate the measurement date of the OPEB valuation	6/30/2023

5. OPEB Contributions

	Budget Year (2023-24)	1st Subsequent Year (2024-25)	2nd Subsequent Year (2025-26)
a. OPEB actuarially determined contribution (ADC), if available, per actuarial valuation or Alternative Measurement Method	0.00	0.00	0.00
b. OPEB amount contributed (for this purpose, include premiums paid to a self-insurance fund) (funds 01-70, objects 3701-3752)	267,167.00	267,167.00	267,167.00
c. Cost of OPEB benefits (equivalent of "pay-as-you-go" amount)	0.00	0.00	0.00
d. Number of retirees receiving OPEB benefits	0.00	0.00	0.00

S7B. Identification of the District's Unfunded Liability for Self-Insurance Programs

DATA ENTRY: Click the appropriate button in item 1 and enter data in all other applicable items; there are no extractions in this section.

1 Does your district operate any self-insurance programs such as workers' compensation, employee health and welfare, or property and liability? (Do not include OPEB, which is covered in Section S7A) (If No, skip items 2-4)

No

2 Describe each self-insurance program operated by the district, including details for each such as level of risk retained, funding approach, basis for valuation (district's estimate or actuarial), and date of the valuation:

3. Self-Insurance Liabilities

a. Accrued liability for self-insurance programs	
b. Unfunded liability for self-insurance programs	

4. Self-Insurance Contributions

	Budget Year (2023-24)	1st Subsequent Year (2024-25)	2nd Subsequent Year (2025-26)
a. Required contribution (funding) for self-insurance programs			
b. Amount contributed (funded) for self-insurance programs			

S8. Status of Labor Agreements

Analyze the status of all employee labor agreements. Identify new labor agreements, as well as new commitments provided as part of previously ratified multiyear agreements; and include all contracts, including all administrator contracts (and including all compensation). For new agreements, indicate the date of the required board meeting. Compare the increase in new commitments to the projected increase in ongoing revenues, and explain how these commitments will be funded in future fiscal years.

If salary and benefit negotiations are not finalized at budget adoption, upon settlement with certificated or classified staff:

The school district must determine the cost of the settlement, including salaries, benefits, and any other agreements that change costs, and provide the county office of education (COE) with an analysis of the cost of the settlement and its impact on the operating budget.

The county superintendent shall review the analysis relative to the criteria and standards, and may provide written comments to the president of the district governing board and superintendent.

S8A. Cost Analysis of District's Labor Agreements - Certificated (Non-management) Employees

DATA ENTRY: Enter all applicable data items; there are no extractions in this section.

	Prior Year (2nd Interim) (2022-23)	Budget Year (2023-24)	1st Subsequent Year (2024-25)	2nd Subsequent Year (2025-26)
Number of certificated (non-management) full - time - equivalent(FTE) positions	62	64	64	64

Certificated (Non-management) Salary and Benefit Negotiations

1. Are salary and benefit negotiations settled for the budget year? Yes

If Yes, and the corresponding public disclosure documents have been filed with the COE, complete questions 2 and 3.

If Yes, and the corresponding public disclosure documents have not been filed with the COE, complete questions 2-5.

If No, identify the unsettled negotiations including any prior year unsettled negotiations and then complete questions 6 and 7.

Negotiations Settled

2a. Per Government Code Section 3547.5(a), date of public disclosure board meeting:

2b. Per Government Code Section 3547.5(b), was the agreement certified by the district superintendent and chief business official?

If Yes, date of Superintendent and CBO certification:

3. Per Government Code Section 3547.5(c), was a budget revision adopted to meet the costs of the agreement?

If Yes, date of budget revision board adoption:

4. Period covered by the agreement: Begin Date: End Date:

5. Salary settlement:

	Budget Year (2023-24)	1st Subsequent Year (2024-25)	2nd Subsequent Year (2025-26)
Is the cost of salary settlement included in the budget and multiyear projections (MYPs)?			
One Year Agreement			
Total cost of salary settlement			
% change in salary schedule from prior year			
or			
Multiyear Agreement			
Total cost of salary settlement			
% change in salary schedule from prior year (may enter text, such as "Reopener")			

Identify the source of funding that will be used to support multiyear salary commitments:

Negotiations Not Settled

		Budget Year (2023-24)	1st Subsequent Year (2024-25)	2nd Subsequent Year (2025-26)
6.	Cost of a one percent increase in salary and statutory benefits			
7.	Amount included for any tentative salary schedule increases			

Certificated (Non-management) Health and Welfare (H&W) Benefits

		Budget Year (2023-24)	1st Subsequent Year (2024-25)	2nd Subsequent Year (2025-26)
1.	Are costs of H&W benefit changes included in the budget and MYPs?			
2.	Total cost of H&W benefits			
3.	Percent of H&W cost paid by employer			
4.	Percent projected change in H&W cost over prior year			

Certificated (Non-management) Prior Year Settlements

Are any new costs from prior year settlements included in the budget?

If Yes, amount of new costs included in the budget and MYPs

If Yes, explain the nature of the new costs:

Certificated (Non-management) Step and Column Adjustments

		Budget Year (2023-24)	1st Subsequent Year (2024-25)	2nd Subsequent Year (2025-26)
1.	Are step & column adjustments included in the budget and MYPs?			
2.	Cost of step & column adjustments			
3.	Percent change in step & column over prior year			

Certificated (Non-management) Attrition (layoffs and retirements)

		Budget Year (2023-24)	1st Subsequent Year (2024-25)	2nd Subsequent Year (2025-26)
1.	Are savings from attrition included in the budget and MYPs?			
2.	Are additional H&W benefits for those laid-off or retired employees included in the budget and MYPs?			

Certificated (Non-management) - Other

List other significant contract changes and the cost impact of each change (i.e., class size, hours of employment, leave of absence, bonuses, etc.):

S8B. Cost Analysis of District's Labor Agreements - Classified (Non-management) Employees

DATA ENTRY: Enter all applicable data items; there are no extractions in this section.

	Prior Year (2nd Interim) (2022-23)	Budget Year (2023-24)	1st Subsequent Year (2024-25)	2nd Subsequent Year (2025-26)
Number of classified(non - management) FTE positions	72	78.5	78.5	78.5

Classified (Non-management) Salary and Benefit Negotiations

1. Are salary and benefit negotiations settled for the budget year? Yes

If Yes, and the corresponding public disclosure documents have been filed with the COE, complete questions 2 and 3.

If Yes, and the corresponding public disclosure documents have not been filed with the COE, complete questions 2-5.

If No, identify the unsettled negotiations including any prior year unsettled negotiations and then complete questions 6 and 7.

Negotiations Settled

2a. Per Government Code Section 3547.5(a), date of public disclosure board meeting:

2b. Per Government Code Section 3547.5(b), was the agreement certified by the district superintendent and chief business official?

If Yes, date of Superintendent and CBO certification:

3. Per Government Code Section 3547.5(c), was a budget revision adopted to meet the costs of the agreement?

If Yes, date of budget revision board adoption:

4. Period covered by the agreement: Begin Date: End Date:

5. Salary settlement:

	Budget Year (2023-24)	1st Subsequent Year (2024-25)	2nd Subsequent Year (2025-26)
Is the cost of salary settlement included in the budget and multiyear projections (MYPs)?			
One Year Agreement			
Total cost of salary settlement			
% change in salary schedule from prior year			
or			
Multiyear Agreement			
Total cost of salary settlement			
% change in salary schedule from prior year (may enter text, such as "Reopener")			

Identify the source of funding that will be used to support multiyear salary commitments:

Negotiations Not Settled

		Budget Year (2023-24)	1st Subsequent Year (2024-25)	2nd Subsequent Year (2025-26)
6.	Cost of a one percent increase in salary and statutory benefits			
7.	Amount included for any tentative salary schedule increases			

Classified (Non-management) Health and Welfare (H&W) Benefits

		Budget Year (2023-24)	1st Subsequent Year (2024-25)	2nd Subsequent Year (2025-26)
1.	Are costs of H&W benefit changes included in the budget and MYPs?			
2.	Total cost of H&W benefits			
3.	Percent of H&W cost paid by employer			
4.	Percent projected change in H&W cost over prior year			

Classified (Non-management) Prior Year Settlements

Are any new costs from prior year settlements included in the budget?

If Yes, amount of new costs included in the budget and MYPs

If Yes, explain the nature of the new costs:

Classified (Non-management) Step and Column Adjustments

		Budget Year (2023-24)	1st Subsequent Year (2024-25)	2nd Subsequent Year (2025-26)
1.	Are step & column adjustments included in the budget and MYPs?			
2.	Cost of step & column adjustments			
3.	Percent change in step & column over prior year			

Classified (Non-management) Attrition (layoffs and retirements)

		Budget Year (2023-24)	1st Subsequent Year (2024-25)	2nd Subsequent Year (2025-26)
1.	Are savings from attrition included in the budget and MYPs?			
2.	Are additional H&W benefits for those laid-off or retired employees included in the budget and MYPs?			

Classified (Non-management) - Other

List other significant contract changes and the cost impact of each change (i.e., hours of employment, leave of absence, bonuses, etc.):

S8C. Cost Analysis of District's Labor Agreements - Management/Supervisor/Confidential Employees

DATA ENTRY: Enter all applicable data items; there are no extractions in this section.

	Prior Year (2nd Interim) (2022-23)	Budget Year (2023-24)	1st Subsequent Year (2024-25)	2nd Subsequent Year (2025-26)
Number of management, supervisor, and confidential FTE positions	5	5	5	5

Management/Supervisor/Confidential
Salary and Benefit Negotiations

1. Are salary and benefit negotiations settled for the budget year? N/A

If Yes, complete question 2.

If No, identify the unsettled negotiations including any prior year unsettled negotiations and then complete questions 3 and 4.

If n/a, skip the remainder of Section S8C.

Negotiations Settled

2. Salary settlement:

	Budget Year (2023-24)	1st Subsequent Year (2024-25)	2nd Subsequent Year (2025-26)
Is the cost of salary settlement included in the budget and multiyear projections (MYPs)?			
Total cost of salary settlement			
% change in salary schedule from prior year (may enter text, such as "Reopener")			

Negotiations Not Settled

3. Cost of a one percent increase in salary and statutory benefits

4. Amount included for any tentative salary schedule increases

Management/Supervisor/Confidential
Health and Welfare (H&W) Benefits

	Budget Year (2023-24)	1st Subsequent Year (2024-25)	2nd Subsequent Year (2025-26)
1. Are costs of H&W benefit changes included in the budget and MYPs?			
2. Total cost of H&W benefits			
3. Percent of H&W cost paid by employer			
4. Percent projected change in H&W cost over prior year			

Management/Supervisor/Confidential
Step and Column Adjustments

	Budget Year (2023-24)	1st Subsequent Year (2024-25)	2nd Subsequent Year (2025-26)
1. Are step & column adjustments included in the budget and MYPs?			
2. Cost of step and column adjustments			
3. Percent change in step & column over prior year			

Management/Supervisor/Confidential
Other Benefits (mileage, bonuses, etc.)

	Budget Year (2023-24)	1st Subsequent Year (2024-25)	2nd Subsequent Year (2025-26)
1. Are costs of other benefits included in the budget and MYPs?			
2. Total cost of other benefits			
3. Percent change in cost of other benefits over prior year			

S9. Local Control and Accountability Plan (LCAP)

Confirm that the school district's governing board has adopted an LCAP or an update to the LCAP effective for the budget year.

DATA ENTRY: Click the appropriate Yes or No button in item 1, and enter the date in item 2.

1. Did or will the school district's governing board adopt an LCAP or an update to the LCAP effective for the budget year?	Yes
2. Adoption date of the LCAP or an update to the LCAP.	Jun 13, 2023

S10. LCAP Expenditures

Confirm that the school district's budget includes the expenditures necessary to implement the LCAP or annual update to the LCAP.

DATA ENTRY: Click the appropriate Yes or No button.

Does the school district's budget include the expenditures necessary to implement the LCAP or annual update to the LCAP as described in the Local Control and Accountability Plan and Annual Update Template?	Yes

ADDITIONAL FISCAL INDICATORS

The following fiscal indicators are designed to provide additional data for reviewing agencies. A "Yes" answer to any single indicator does not necessarily suggest a cause for concern, but may alert the reviewing agency to the need for additional review. DATA ENTRY: Click the appropriate Yes or No button for items A1 through A9 except item A3, which is automatically completed based on data in Criterion 2.

A1.	Do cash flow projections show that the district will end the budget year with a negative cash balance in the general fund?	No
A2.	Is the system of personnel position control independent from the payroll system?	No
A3.	Is enrollment decreasing in both the prior fiscal year and budget year? (Data from the enrollment budget column and actual column of Criterion 2A are used to determine Yes or No)	Yes
A4.	Are new charter schools operating in district boundaries that impact the district's enrollment, either in the prior fiscal year or budget year?	No
A5.	Has the district entered into a bargaining agreement where any of the budget or subsequent years of the agreement would result in salary increases that are expected to exceed the projected state funded cost-of-living adjustment?	No
A6.	Does the district provide uncapped (100% employer paid) health benefits for current or retired employees?	No
A7.	Is the district's financial system independent of the county office system?	No
A8.	Does the district have any reports that indicate fiscal distress pursuant to Education Code Section 42127.6(a)? (If Yes, provide copies to the county office of education)	No
A9.	Have there been personnel changes in the superintendent or chief business official positions within the last 12 months?	Yes

When providing comments for additional fiscal indicators, please include the item number applicable to each comment.

Comments:
(optional)

End of School District Budget Criteria and Standards Review

Budget, July 1
Budget 2023-24
Technical Review Checks
Phase - All
Display - All Technical Checks

Yreka Union Elementary **Siskiyou County**

Following is a chart of the various types of technical review checks and related requirements:

F - Fatal (Data must be corrected; an explanation is not allowed)
W/WC - Warning/Warning with Calculation (If data are not correct, correct the data; if data are correct an explanation is required)
O - Informational (If data are not correct, correct the data; if data are correct an explanation is optional, but encouraged)

IMPORT CHECKS

CHECKFUNCTION - (Fatal) - All FUNCTION codes must be valid. **Passed**

CHECKFUND - (Fatal) - All FUND codes must be valid. **Passed**

CHECKGOAL - (Fatal) - All GOAL codes must be valid. **Passed**

CHECKOBJECT - (Fatal) - All OBJECT codes must be valid. **Passed**

CHECKRESOURCE - (Warning) - All RESOURCE codes must be valid. **Passed**

CHK-FDXRS7690xOB8590 - (Fatal) - Funds 19, 57, 63, 66, 67, and 73 with Object 8590, All Other State Revenue, must be used in combination with Resource 7690, STRS-On Behalf Pension Contributions. **Passed**

CHK-FUNCTIONxOBJECT - (Fatal) - All FUNCTION and OBJECT account code combinations must be valid. **Passed**

CHK-FUNDxFUNCTION-A - (Warning) - All FUND (funds 01 through 12, 19, 57, 62, and 73) and FUNCTION account code combinations should be valid. **Passed**

CHK-FUNDxFUNCTION-B - (Fatal) - All FUND (all funds except for 01 through 12, 19, 57, 62, and 73) and FUNCTION account code combinations must be valid. **Passed**

CHK-FUNDxGOAL - (Warning) - All FUND and GOAL account code combinations should be valid. **Passed**

CHK-FUNDxOBJECT - (Fatal) - All FUND and OBJECT account code combinations must be valid. **Passed**

CHK-FUNDxRESOURCE - (Warning) - All FUND and RESOURCE account code combinations should be valid. **Passed**

CHK-GOALxFUNCTION-A - (Fatal) - Goal and Function account code combinations (all goals with expenditure objects 1000-7999 in functions 1000-1999 and 4000-5999) must be valid. NOTE: Functions not included in the GOALxFUNCTION table (0000, 2000-3999, 6000-6999, 7100-7199, 7210, 8000-8999) are not checked and will pass the TRC. **Passed**

CHK-GOALxFUNCTION-B - (Fatal) - General administration costs (functions 7200-7999, except 7210) must be direct-charged to an Undistributed, Nonagency, or County Services to Districts goal (Goal 0000, 7100-7199, or 8600-8699). **Passed**

CHK-RES6500XOBJ8091 - (Fatal) - There is no activity in Resource 6500 (Special Education) with Object 8091 (LCFF Transfers-Current Year) or 8099 (LCFF/Revenue Limit Transfers-Prior Years). **Passed**

CHK-RESOURCExOBJECTA - (Warning) - The following combinations for RESOURCE and OBJECT (objects 8000 through 9999, except for 9791, 9793, and 9795) are invalid. Data should be corrected or narrative must be provided explaining why the exception(s) should be considered appropriate. **Exception**

ACCOUNT FD - RS - PY - GO - FN - OB	RESOURCE	OBJECT	VALUE
01-3210-0-0000-0000-9740	3210	9740	$61,339.52
Explanation: Will either be spent up at the end of fiscal year 22/23 or will be set up as a deferred revenue at year end.			
01-3212-0-0000-0000-9740	3212	9740	$824,031.04
Explanation: Will either be spent up at the end of fiscal year 22/23 or will be set up as a deferred revenue at year end.			
01-3213-0-0000-0000-9740	3213	9740	$264,143.20
Explanation: Will either be spent up at the end of fiscal year 22/23 or will be set up as a deferred revenue at year end.			
01-3214-0-0000-0000-9740	3214	9740	$172,604.00
Explanation: Will either be spent up at the end of fiscal year 22/23 or will be set up as a deferred revenue at year end.			
01-3216-0-0000-0000-9740	3216	9740	$51,138.00
Explanation: Will either be spent up at the end of fiscal year 22/23 or will be set up as a deferred revenue at year end.			
01-3217-0-0000-0000-9740	3217	9740	$17,605.00
Explanation: Will either be spent up at the end of fiscal year 22/23 or will be set up as a deferred revenue at year end.			
01-3218-0-0000-0000-9740	3218	9740	$50,005.00
Explanation: Will either be spent up at the end of fiscal year 22/23 or will be set up as a deferred revenue at year end.			
01-3219-0-0000-0000-9740	3219	9740	$86,200.00
Explanation: Will either be spent up at the end of fiscal year 22/23 or will be set up as a deferred revenue at year end.			
01-5634-0-0000-0000-9740	5634	9740	$3,889.00
Explanation: Will either be spent up at the end of fiscal year 22/23 or will be set up as a deferred revenue at year end.			
01-7422-0-0000-0000-9740	7422	9740	$250,470.04
Explanation: Will either be spent up at the end of fiscal year 22/23 or will be set up as a deferred revenue at year end.			
01-7690-0-0000-0000-9740	7690	9740	$468,103.00
Explanation: Will either be spent up at the end of fiscal year 22/23 or will be set up as a deferred revenue at year end.			

CHK-RESOURCExOBJECTB - **(Informational)** - The following combinations for RESOURCE and OBJECT (objects 9791, 9793, and 9795) are invalid: **Exception**

ACCOUNT FD - RS - PY - GO - FN - OB	RESOURCE	OBJECT	VALUE
01-3010-0-0000-0000-9791	3010	9791	$1,547.00
01-3210-0-0000-0000-9791	3210	9791	$61,339.52
01-3212-0-0000-0000-9791	3212	9791	$824,031.04
01-3213-0-0000-0000-9791	3213	9791	$264,143.20
01-3214-0-0000-0000-9791	3214	9791	$172,604.00
01-3310-0-0000-0000-9791	3310	9791	$165,348.45
01-3386-0-0000-0000-9791	3386	9791	$18,000.00
01-5634-0-0000-0000-9791	5634	9791	$3,889.00
01-6010-0-0000-0000-9791	6010	9791	$23,396.67
01-6053-0-0000-0000-9791	6053	9791	$248,604.00
01-7422-0-0000-0000-9791	7422	9791	$250,470.04
01-7690-0-0000-0000-9791	7690	9791	$468,103.00

CHK-RS-LOCAL-DEFINED - **(Fatal)** - All locally defined resource codes must roll up to a CDE defined resource code. **Passed**

SPECIAL-ED-GOAL - **(Fatal)** - Special Education revenue and expenditure transactions (resources 3300-3405, and 6500-6540, objects 1000-8999) must be coded to a Special Education 5000 goal or to Goal 7110, Nonagency-Educational. This technical review check excludes Early Intervening Services resources 3307, 3309, 3312, 3318, and 3332. **Passed**

GENERAL LEDGER CHECKS

CEFB-POSITIVE - **(Fatal)** - Components of Ending Fund Balance/Net Position (objects 9700-9789, 9796, and 9797) must be positive individually by resource, by fund. **Passed**

CONTRIB-RESTR-REV - **(Fatal)** - Contributions from Restricted Revenues (Object 8990) must net to zero by fund. **Passed**

CONTRIB-UNREST-REV - **(Fatal)** - Contributions from Unrestricted Revenues (Object 8980) must net to zero by fund. **Passed**

EFB-POSITIVE - **(Warning)** - All ending fund balances (Object 979Z) should be positive by resource, by fund. **Passed**

EPA-CONTRIB - **(Fatal)** - There should be no contributions (objects 8980-8999) to the Education Protection Account (Resource 1400). **Passed**

EXCESS-ASSIGN-REU - **(Fatal)** - Amounts reported in Other Assignments (Object 9780) and/or Reserve for Economic Uncertainties (REU) (Object 9789) should not create a negative amount in Unassigned/Unappropriated (Object 9790) by fund and resource (for all funds except funds 61 through 95). **Passed**

EXP-POSITIVE - **(Warning)** - Expenditure amounts (objects 1000-7999) should be positive by function, resource, and fund. **Passed**

INTERFD-DIR-COST - **(Fatal)** - Transfers of Direct Costs - Interfund (Object 5750) must net to zero for all funds. **Passed**

INTERFD-IN-OUT - **(Fatal)** - Interfund Transfers In (objects 8910-8929) must equal Interfund Transfers Out (objects 7610-7629). **Passed**

INTERFD-INDIRECT - **(Fatal)** - Transfers of Indirect Costs - Interfund (Object 7350) must net to zero for all funds. **Passed**

INTERFD-INDIRECT-FN - **(Fatal)** - Transfers of Indirect Costs - Interfund (Object 7350) must net to zero by function. **Passed**

INTRAFD-DIR-COST - **(Fatal)** - Transfers of Direct Costs (Object 5710) must net to zero by fund. **Passed**

INTRAFD-INDIRECT - **(Fatal)** - Transfers of Indirect Costs (Object 7310) must net to zero by fund. **Passed**

INTRAFD-INDIRECT-FN - **(Fatal)** - Transfers of Indirect Costs (Object 7310) must net to zero by function. **Passed**

LCFF-TRANSFER - **(Fatal)** - LCFF Transfers (objects 8091 and 8099) must net to zero, individually. **Passed**

LOTTERY-CONTRIB - **(Fatal)** - There should be no contributions (objects 8980-8999) to the lottery (resources 1100 and 6300) or from the Lottery: Instructional Materials (Resource 6300). **Passed**

OBJ-POSITIVE - **(Warning)** - All applicable objects should have a positive balance by resource, by fund. **Passed**

PASS-THRU-REV=EXP - **(Warning)** - Pass-through revenues from all sources (objects 8287, 8587, and 8697) should equal transfers of pass-through revenues to other agencies (objects 7211 through 7213, plus 7299 for Resource 3327), by fund and resource. **Passed**

REV-POSITIVE - **(Warning)** - Revenue amounts exclusive of contributions (objects 8000-8979) should be positive by resource, by fund. **Passed**

RS-NET-POSITION-ZERO - **(Fatal)** - Restricted Net Position (Object 9797), in unrestricted resources, must be zero, by resource, in funds 61 through 95. **Passed**

SE-PASS-THRU-REVENUE - **(Warning)** - Transfers of special education pass-through revenues are not reported in the general fund for the Administrative Unit of a Special Education Local Plan Area. **Passed**

UNASSIGNED-NEGATIVE - **(Fatal)** - Unassigned/Unapprorpriated balance (Object 9790) must be zero or negative, by resource, in all funds except the general fund and funds 61 through 95. **Passed**

UNR-NET-POSITION-NEG - **(Fatal)** - Unrestricted Net Position (Object 9790), in restricted resources, must be zero or negative, by resource, in funds 61 through 95. **Passed**

SUPPLEMENTAL CHECKS

CB-BALANCE-ABOVE-MIN - **(Warning)** - In Form CB, the district checked the box relating to compliance with EC Section 42127(a)(2)(B) and (C). **Passed**

CB-BUDGET-CERTIFY - **(Fatal)** - In Form CB, the district checked the box relating to the required budget certifications. **Passed**

CS-EXPLANATIONS - **(Fatal)** - Explanations must be provided in the Criteria and Standards Review (Form 01CS) for all criteria and for supplemental information items S1 through S6, and S9 if applicable, where the standard has not been met or where the status is Not Met or Yes. **Passed**

CS-YES-NO - **(Fatal)** - Supplemental information items and additional fiscal indicator items in the Criteria and Standards Review (Form 01CS) must be answered Yes or No, where applicable, for the form to be complete. **Passed**

EXPORT VALIDATION CHECKS

ADA-PROVIDE - (Fatal) - Average Daily Attendance data (Form A) must be provided. **Passed**

BUDGET-CERT-PROVIDE - (Fatal) - Budget Certification (Form CB) must be provided. **Passed**

CHK-DEPENDENCY - (Fatal) - If data has changed that affect other forms, the affected forms must be opened and saved. **Passed**

CHK-UNBALANCED-A - (Warning) - Unbalanced and/or incomplete data in any of the forms should be corrected before an official export is completed. **Passed**

CHK-UNBALANCED-B - (Fatal) - Unbalanced and/or incomplete data in any of the forms must be corrected before an official export is completed. **Passed**

CS-PROVIDE - (Fatal) - The Criteria and Standards Review (Form 01CS) has been provided. **Passed**

FORM01-PROVIDE - (Fatal) - Form 01 (Form 01I) must be opened and saved. **Passed**

MYP-PROVIDE - (Warning) - A Multiyear Projection Worksheet must be provided with your Budget. (Note: LEAs may use a multiyear projection worksheet other than Form MYP, with approval of their reviewing agency, as long as it provides current year and at least two subsequent fiscal years, and separately projects unrestricted resources, restricted resources, and combined total resources.) **Passed**

VERSION-CHECK - (Warning) - All versions are current. **Passed**

WK-COMP-CERT-PROVIDE - (Fatal) - Workers' Compensation Certification (Form CC) must be provided. **Passed**

FCMAT
FISCAL CRISIS & MANAGEMENT ASSISTANCE TEAM

	2020-21	2021-22	2022-23	2023-24	2024-25	2025-26	2026-27	2027-28
SUMMARY OF FUNDING								
General Assumptions								
COLA & Augmentation	*0.00%*	*5.07%*	*13.26%*	*8.22%*	*3.94%*	*3.29%*	*3.19%*	*3.16%*
Base Grant Proration Factor	-	*0.00%*	*0.00%*	*0.00%*	*0.00%*	*0.00%*	*0.00%*	*0.00%*
Add-on, ERT & MSA Proration Factor	-	*0.00%*	*0.00%*	*0.00%*	*0.00%*	*0.00%*	*0.00%*	*0.00%*
LCFF Entitlement								
Base Grant	$7,275,321	$7,721,240	$8,493,014	$8,743,653	$8,588,360	$8,586,004	$8,443,090	$5,763,657
Grade Span Adjustment	340,361	363,297	405,826	428,104	431,845	425,686	402,039	264,591
Supplemental Grant	1,108,691	1,169,671	1,278,051	1,299,088	1,281,591	1,283,806	-	-
Concentration Grant	677,416	911,208	972,331	943,131	940,446	950,688	-	-
Add-ons: Targeted Instructional Improvement Block Grant	54,464	54,464	54,464	54,464	54,464	54,464	54,464	54,464
Add-ons: Home-to-School Transportation	111,066	111,066	111,066	120,196	124,932	129,042	133,158	137,366
Add-ons: Small School District Bus Replacement Program	-	-	-	-	-	-	-	-
Add-ons: Transitional Kindergarten	-	-	79,242	209,139	173,903	179,624	-	-
Total LCFF Entitlement Before Adjustments, ERT & Additional State Aid	**$9,567,319**	**$10,330,946**	**$11,393,994**	**$11,797,775**	**$11,595,541**	**$11,609,314**	**$9,032,751**	**$6,220,078**
Miscellaneous Adjustments	-	-	-	-	-	-	-	-
Economic Recovery Target	-	-	-	-	-	-	-	-
Additional State Aid	-	-	-	-	-	-	-	-
Total LCFF Entitlement	**9,567,319**	**10,330,946**	**11,393,994**	**11,797,775**	**11,595,541**	**11,609,314**	**9,032,751**	**6,220,078**
LCFF Entitlement Per ADA	**$ 10,282**	**$ 10,990**	**$ 12,479**	**$ 13,575**	**$ 14,110**	**$ 14,595**	**$ 11,924**	**$ 12,414**
Components of LCFF By Object Code								
State Aid (Object Code 8011)	$ 4,881,438	$ 4,841,186	$ 6,137,336	$ 6,461,722	$ 6,305,053	$ 6,319,396	$ 9,032,751	$ 6,220,078
EPA (for LCFF Calculation - Resource 1400 / Object Code 8012)	$ 2,121,623	$ 2,802,508	$ 2,569,406	$ 2,646,824	$ 2,601,259	$ 2,600,689	$ -	$ -
Local Revenue Sources:								
Property Taxes (Object 8021 to 8089)	$ 2,564,258	$ 2,687,252	$ 2,687,252	$ 2,689,229	$ 2,689,229	$ 2,689,229	$ -	$ -
In-Lieu of Property Taxes (Object Code 8096)	-	-	-	-	-	-	-	-
Property Taxes net of In-Lieu	*$ 2,564,258*	*$ 2,687,252*	*$ 2,687,252*	*$ 2,689,229*	*$ 2,689,229*	*$ 2,689,229*	*$ -*	*$ -*
TOTAL FUNDING	**9,567,319**	**10,330,946**	**11,393,994**	**11,797,775**	**11,595,541**	**11,609,314**	**9,032,751**	**6,220,078**
Basic Aid Status	*Non-Basic Aid*	*Non-Basic Aid*	*Non-Basic Aid*	*Non-Basic Aid*	*Non-Basic Aid*	*Non-Basic Aid*	*Non-Basic Aid*	*Non-Basic Aid*
Excess Taxes	*$ (2,121,623)*	*$ (2,802,508)*	*$ (2,569,406)*	*$ (2,646,824)*	*$ (2,601,259)*	*$ (2,600,689)*	*$ -*	*$ -*
EPA in Excess to LCFF Funding	*$ 2,121,623*	*$ 2,802,508*	*$ 2,569,406*	*$ 2,646,824*	*$ 2,601,259*	*$ 2,600,689*	*$ -*	*$ -*
Total LCFF Entitlement	**9,567,319**	**10,330,946**	**11,393,994**	**11,797,775**	**11,595,541**	**11,609,314**	**9,032,751**	**6,220,078**
SUMMARY OF EPA								
% of Adjusted Revenue Limit - Annual	82.74488538%	75.37156903%	45.21920787%	45.21920787%	45.21920787%	45.21920787%	0.00000000%	0.00000000%
% of Adjusted Revenue Limit - P-2	70.06785065%	73.31789035%	45.21920787%	45.21920787%	45.21920787%	45.21920787%	0.00000000%	0.00000000%
EPA (for LCFF Calculation purposes)	$ 2,121,623	$ 2,802,508	$ 2,569,406	$ 2,646,824	$ 2,601,259	$ 2,600,689	$ -	$ -
EPA, Current Year (Object Code 8012) (P-2 plus Current Year Accrual)	$ 2,121,623	$ 2,802,508	$ 2,569,406	$ 2,646,824	$ 2,601,259	$ 2,600,689	$ -	$ -
EPA, Prior Year Adjustment (Object Code 8019) (P-A less Prior Year Accrual)	$ 2,430.00	$ (152,383.00)	$ (102,903.00)	$ -	$ -	$ -	$ -	$ -
Accrual (from Data Entry tab)	-	-	-	-	-	-	-	-

FCMAT
FISCAL CRISIS & MANAGEMENT ASSISTANCE TEAM

	2020-21	2021-22	2022-23	2023-24	2024-25	2025-26	2026-27	2027-28
LCAP PERCENTAGE TO INCREASE OR IMPROVE SERVICES								
Base Grant (*Excludes add-ons for TIIG and Transportation*)	$ 7,615,682	$ 8,084,537	$ 8,898,840	$ 9,171,757	$ 9,020,205	$ 9,011,690	$ 8,845,129	$ 6,028,248
Supplemental and Concentration Grant funding in the LCAP year	$ 1,786,107	$ 2,080,879	$ 2,250,382	$ 2,242,219	$ 2,222,037	$ 2,234,494	$ -	$ -
Percentage to Increase or Improve Services	23.45%	25.74%	25.29%	24.45%	24.63%	24.80%	0.00%	0.00%
SUMMARY OF STUDENT POPULATION								
Unduplicated Pupil Population								
Enrollment	893	923	880	867	868	827	-	-
COE Enrollment	22	27	25	25	25	25	-	-
Total Enrollment	**915**	**950**	**905**	**892**	**893**	**852**	**0**	**0**
Unduplicated Pupil Count	673	654	627	623	615	588	-	-
COE Unduplicated Pupil Count	11	13	11	18	18	18	-	-
Total Unduplicated Pupil Count	**684**	**667**	**638**	**641**	**632**	**605**	**0**	**0**
Rolling %, Supplemental Grant	72.7900%	72.3400%	71.8100%	70.8200%	71.0400%	71.2300%	0.0000%	0.0000%
Rolling %, Concentration Grant	72.7900%	72.3400%	71.8100%	70.8200%	71.0400%	71.2300%	0.0000%	0.0000%

FCMAT
FISCAL CRISIS & MANAGEMENT ASSISTANCE TEAM

	2020-21	2021-22	2022-23	2023-24	2024-25	2025-26	2026-27	2027-28
SUMMARY OF LCFF ADA								
Third Prior Year ADA for the Hold Harmless (adjusted for current year charter shift)								
Grades TK-3			417.93	417.93	404.80	384.88	381.97	349.91
Grades 4-6	Non Applicable Until 2022-23		286.07	286.07	252.75	253.54	240.91	254.65
Grades 7-8			207.46	207.46	191.83	141.21	146.56	165.80
Grades 9-12			-	-	-	-	-	-
LCFF Subtotal	-	-	911.46	911.46	849.38	779.63	769.44	770.36
NSS	-	-	-	-	-	-	-	-
Combined Subtotal	-	-	911.46	911.46	849.38	779.63	769.44	770.36
Second Prior Year ADA for the Hold Harmless (adjusted for current year charter shift)								
Grades TK-3		417.93	417.93	404.80	384.88	381.97	349.91	323.35
Grades 4-6	Non Applicable	286.07	286.07	252.75	253.54	240.91	254.65	254.65
Grades 7-8	Until 2022-23	207.46	207.46	191.83	141.21	146.56	165.80	154.80
Grades 9-12	-	-	-	-	-	-	-	-
LCFF Subtotal	-	911.46	911.46	849.38	779.63	769.44	770.36	732.80
NSS	-	-	-	-	-	-	-	-
Combined Subtotal	-	911.46	911.46	849.38	779.63	769.44	770.36	732.80
Prior Year ADA for the Hold Harmless (adjusted for current year charter shift)								
Grades TK-3	417.93	417.93	404.80	384.88	381.97	349.91	323.35	-
Grades 4-6	286.07	286.07	252.75	253.54	240.91	254.65	254.65	-
Grades 7-8	207.46	207.46	191.83	141.21	146.56	165.80	154.80	-
Grades 9-12	-	-	-	-	-	-	-	-
LCFF Subtotal	911.46	911.46	849.38	779.63	769.44	770.36	732.80	-
NSS	-	-	-	-	-	-	-	-
Combined Subtotal	911.46	911.46	849.38	779.63	769.44	770.36	732.80	-
Prior 3-Year Average ADA (adjusted for +/- current year charter shift) - Effective beginning In 2022-23								
Grades TK-3			413.55	402.54	390.55	372.25	351.74	224.42
Grades 4-6	Non Applicable Until 2022-23		274.96	264.12	249.07	249.70	250.07	169.77
Grades 7-8			202.25	180.17	159.87	151.19	155.72	106.87
Grades 9-12			-	-	-	-	-	-
LCFF Subtotal			890.76	846.83	799.49	773.14	757.53	501.06
NSS			-	-	-	-	-	-
Combined Subtotal			890.76	846.83	799.49	773.14	757.53	501.06
Current Year Charter Shift ADA for the Hold Harmless and Prior 3-Year Average	-	-	-	-	-	-	-	-
Current Year ADA								
Grades TK-3	417.93	404.80	384.88	381.97	349.91	323.35	-	-
Grades 4-6	286.07	252.75	253.54	240.91	254.65	254.65	-	-
Grades 7-8	207.46	191.83	141.21	146.56	165.80	154.80	-	-
Grades 9-12	-	-	-	-	-	-	-	-
LCFF Subtotal	911.46	849.38	779.63	769.44	770.36	732.80	-	-
NSS	-	-	-	-	-	-	-	-
Combined Subtotal	911.46	849.38	779.63	769.44	770.36	732.80	-	-
Change In LCFF ADA (excludes NSS ADA)	-	(62.08)	(69.75)	(10.19)	0.92	(37.56)	(732.80)	-
	No Change	Decline	Decline	Decline	Increase	Decline	Decline	No Change
Funded LCFF ADA (greater of current year, prior year or 3-prior year average)								
Grades TK-3	417.93	417.93	413.55	402.54	390.55	372.25	351.74	224.42
Grades 4-6	286.07	286.07	274.96	264.12	249.07	249.70	250.07	169.77
Grades 7-8	207.46	207.46	202.25	180.17	159.87	151.19	155.72	106.87
Grades 9-12	-	-	-	-	-	-	-	-
Subtotal	911.46	911.46	890.76	846.83	799.49	773.14	757.53	501.06
	Current	*Prior*	*3-PY Average*	*3-PY Average*	*3-PY Average*	*3-PY Average*	*3-PY Average*	*3-PY Average*
Funded NSS ADA								
Grades TK-3	-	-	-	-	-	-	-	-
Grades 4-6	-	-	-	-	-	-	-	-
Grades 7-8	-	-	-	-	-	-	-	-
Grades 9-12	-	-	-	-	-	-	-	-
Subtotal	-	-	-	-	-	-	-	-

FCMAT
FISCAL CRISIS & MANAGEMENT ASSISTANCE TEAM

	2020-21	2021-22	2022-23	2023-24	2024-25	2025-26	2026-27	2027-28
NPS, CDS, & COE Operated								
Grades TK-3	6.99	13.54	12.29	12.29	12.29	12.29	-	-
Grades 4-6	4.50	9.38	6.24	6.24	6.24	6.24	-	-
Grades 7-8	7.56	5.62	3.75	3.75	3.75	3.75	-	-
Grades 9-12	-	-	-	-	-	-	-	-
Subtotal	19.05	28.54	22.28	22.28	22.28	22.28	-	-
ACTUAL ADA *(Current Year Only)*								
Grades TK-3	424.92	418.34	397.17	394.26	362.20	335.64	-	-
Grades 4-6	290.57	262.13	259.78	247.15	260.89	260.89	-	-
Grades 7-8	215.02	197.45	144.96	150.31	169.55	158.55	-	-
Grades 9-12	-	-	-	-	-	-	-	-
Total Actual ADA	930.51	877.92	801.91	791.72	792.64	755.08	-	-
TOTAL FUNDED ADA								
Grades TK-3	424.92	431.47	425.84	414.83	402.84	384.54	351.74	224.42
Grades 4-6	290.57	295.45	281.20	270.36	255.31	255.94	250.07	169.77
Grades 7-8	215.02	213.08	206.00	183.92	163.62	154.94	155.72	106.87
Grades 9-12	-	-	-	-	-	-	-	-
Total Funded ADA	**930.51**	**940.00**	**913.04**	**869.11**	**821.77**	**795.42**	**757.53**	**501.06**
Funded Difference (Funded ADA less Actual ADA)	-	*62.08*	*111.13*	*77.39*	*29.13*	*40.34*	*757.53*	*501.06*
FUNDED ADA for the Transitional Kindergarten Add-on								
Current Year TK ADA	-	-	28.17	68.70	54.96	54.96	-	-

FCMAT
FISCAL CRISIS & MANAGEMENT ASSISTANCE TEAM

	2020-21	2021-22	2022-23	2023-24	2024-25	2025-26	2026-27	2027-28
PER-ADA FUNDING LEVELS								
Base, Supplemental and Concentration Rate per ADA								
Grades TK-3	$ 10,497	$ 11,235	$ 12,678	$ 13,628	$ 14,186	$ 14,671	$ 12,132	$ 12,515
Grades 4-6	$ 9,652	$ 10,329	$ 11,657	$ 12,531	$ 13,044	$ 13,490	$ 11,155	$ 11,507
Grades 7-8	$ 9,938	$ 10,635	$ 12,003	$ 12,901	$ 13,429	$ 13,888	$ 11,484	$ 11,847
Grades 9-12	$ 11,817	$ 12,646	$ 14,272	$ 15,341	$ 15,969	$ 16,515	$ 13,656	$ 14,088
Base Grants								
Grades TK-3	$ 7,702	$ 8,093	$ 9,166	$ 9,919	$ 10,310	$ 10,649	$ 10,989	$ 11,336
Grades 4-6	$ 7,818	$ 8,215	$ 9,304	$ 10,069	$ 10,466	$ 10,810	$ 11,155	$ 11,507
Grades 7-8	$ 8,050	$ 8,458	$ 9,580	$ 10,367	$ 10,775	$ 11,129	$ 11,484	$ 11,847
Grades 9-12	$ 9,329	$ 9,802	$ 11,102	$ 12,015	$ 12,488	$ 12,899	$ 13,310	$ 13,731
Grade Span Adjustment								
Grades TK-3	$ 801	$ 842	$ 953	$ 1,032	$ 1,072	$ 1,107	$ 1,143	$ 1,179
Grades 9-12	$ 243	$ 255	$ 289	$ 312	$ 325	$ 335	$ 346	$ 357
Prorated Base, Supplemental and Concentration Rate per ADA								
Grades TK-3	$ 8,503	$ 8,935	$ 10,119	$ 10,951	$ 11,382	$ 11,756	$ 12,132	$ 12,515
Grades 4-6	$ 7,818	$ 8,215	$ 9,304	$ 10,069	$ 10,466	$ 10,810	$ 11,155	$ 11,507
Grades 7-8	$ 8,050	$ 8,458	$ 9,580	$ 10,367	$ 10,775	$ 11,129	$ 11,484	$ 11,847
Grades 9-12	$ 9,572	$ 10,057	$ 11,391	$ 12,327	$ 12,813	$ 13,234	$ 13,656	$ 14,088
Prorated Base Grants								
Grades TK-3	$ 7,702	$ 8,093	$ 9,166	$ 9,919	$ 10,310	$ 10,649	$ 10,989	$ 11,336
Grades 4-6	$ 7,818	$ 8,215	$ 9,304	$ 10,069	$ 10,466	$ 10,810	$ 11,155	$ 11,507
Grades 7-8	$ 8,050	$ 8,458	$ 9,580	$ 10,367	$ 10,775	$ 11,129	$ 11,484	$ 11,847
Grades 9-12	$ 9,329	$ 9,802	$ 11,102	$ 12,015	$ 12,488	$ 12,899	$ 13,310	$ 13,731
Prorated Grade Span Adjustment								
Grades TK-3	$ 801	$ 842	$ 953	$ 1,032	$ 1,072	$ 1,107	$ 1,143	$ 1,179
Grades 9-12	$ 243	$ 255	$ 289	$ 312	$ 325	$ 335	$ 346	$ 357
Supplemental Grant	20%	20%	20%	20%	20%	20%	20%	20%
Maximum - 1.00 ADA, 100% UPP								
Grades TK-3	$ 1,701	$ 1,787	$ 2,024	$ 2,190	$ 2,276	$ 2,351	$ 2,426	$ 2,503
Grades 4-6	$ 1,564	$ 1,643	$ 1,861	$ 2,014	$ 2,093	$ 2,162	$ 2,231	$ 2,301
Grades 7-8	$ 1,610	$ 1,692	$ 1,916	$ 2,073	$ 2,155	$ 2,226	$ 2,297	$ 2,369
Grades 9-12	$ 1,914	$ 2,011	$ 2,278	$ 2,465	$ 2,563	$ 2,647	$ 2,731	$ 2,818
Actual - 1.00 ADA, Local UPP as follows:	*72.79%*	*72.34%*	*71.81%*	*70.82%*	*71.04%*	*71.23%*	*0.00%*	*0.00%*
Grades TK-3	$ 1,238	$ 1,293	$ 1,453	$ 1,551	$ 1,617	$ 1,675	$ -	$ -
Grades 4-6	$ 1,138	$ 1,189	$ 1,336	$ 1,426	$ 1,487	$ 1,540	$ -	$ -
Grades 7-8	$ 1,172	$ 1,224	$ 1,376	$ 1,468	$ 1,531	$ 1,585	$ -	$ -
Grades 9-12	$ 1,393	$ 1,455	$ 1,636	$ 1,746	$ 1,820	$ 1,885	$ -	$ -
Concentration Grant (>55% population)	50%	65%	65%	65%	65%	65%	65%	65%
Maximum - 1.00 ADA, 100% UPP								
Grades TK-3	$ 4,252	$ 5,808	$ 6,577	$ 7,118	$ 7,398	$ 7,641	$ 7,886	$ 8,135
Grades 4-6	$ 3,909	$ 5,340	$ 6,048	$ 6,545	$ 6,803	$ 7,027	$ 7,251	$ 7,480
Grades 7-8	$ 4,025	$ 5,498	$ 6,227	$ 6,739	$ 7,004	$ 7,234	$ 7,465	$ 7,701
Grades 9-12	$ 4,786	$ 6,537	$ 7,404	$ 8,013	$ 8,328	$ 8,602	$ 8,876	$ 9,157
Actual - 1.00 ADA, Local UPP >55% as follows:	*17.7900%*	*17.3400%*	*16.8100%*	*15.8200%*	*16.0400%*	*16.2300%*	*0.0000%*	*0.0000%*
Grades TK-3	$ 756	$ 1,007	$ 1,106	$ 1,126	$ 1,187	$ 1,240	$ -	$ -
Grades 4-6	$ 695	$ 926	$ 1,017	$ 1,035	$ 1,091	$ 1,140	$ -	$ -
Grades 7-8	$ 716	$ 953	$ 1,047	$ 1,066	$ 1,123	$ 1,174	$ -	$ -
Grades 9-12	$ 851	$ 1,134	$ 1,245	$ 1,268	$ 1,336	$ 1,396	$ -	$ -

70508	5 digit District code or 7 digit School code *(from the CDS code)*	LEA:	Yreka Union Elementary
NO	Is this calculation for a new charter school? (select from drop down list)	Projection Title:	23/24 Budget Development
District	Projection Type	Created by:	Emily Lipke
		Email:	elipke@yrekausd.net
5/26/2023	Projection Date	Phone:	530-

(1) UNIVERSAL ASSUMPTIONS

	PY3	PY2	PY1	CY	CY1	CY2	CY3	CY4
Supplemental Grant %	20.00%	20.00%	20.00%	20.00%	20.00%	20.00%	20.00%	20.00%
Concentration Grant (>55% population)	50.00%	65.00%	65.00%	65.00%	65.00%	65.00%	65.00%	65.00%
Statutory COLA & Augmentation/Suspension *(prefilled as calculated by the Department of Finance, DOF)*	0.00%	5.07%	13.26%	8.22%	3.94%	3.29%	3.19%	3.16%
Statutory COLA	2.31%	1.70%	6.56%	8.22%	3.94%	3.29%	3.19%	3.16%
Augmentation/(COLA Suspension)	-2.31%	3.37%	6.70%	0.00%	0.00%	0.00%	0.00%	0.00%
Base Grant Proration Factor (defict)	0.00%	0.00%	0.00%	0.00%	0.00%	0.00%	0.00%	0.00%
Add-on, ERT & MSA Proration Factor	0.00%	0.00%	0.00%	0.00%	0.00%	0.00%	0.00%	0.00%
Transitional Kindergarten Add-on (*2022-23 forward*)	$ -	$ -	$ 2,813.00	$ 3,044.23	$ 3,164.17	$ 3,268.27	$ 3,372.53	$ 3,479.10
EPA Entitlement as % of statewide adjusted Revenue Limit (P-2)	70.06785065%	73.31789035%	45.21920787%	45.21920787%	45.21920787%	45.21920787%		
EPA Entitlement as % of statewide adjusted Revenue Limit (Annual)	82.74488538%	75.37156903%	45.21920787%	45.21920787%	45.21920787%	45.21920787%		
Local EPA Accrual	$ -	$ -	$ -	$ -	$ -	$ -	$ -	$ -

(2) CHARTER SCHOOL DATA ELEMENTS REQUIRED TO CALCULATE THE LCFF

NEW CHARTER SCHOOLS

New Charter School Name:

Year that charter starts operation (select from drop down list): 2022-23

(a) TRANSFER OF IN-LIEU PROPERTY TAX

Note: Charter schools should contact sponsoring district(s) for In-lieu estimate

I-4	F-6 / F-7	In-Lieu of Property Tax	-	-	-					

(b) UNDUPLICATED PUPIL PERCENTAGE (UPP)

A-1.2, A-2.2, A-3.2		Enrollment (second prior year)	-	-						
A-1.1, A-2.1, A-3.1		Enrollment (first prior year)	-	-						
A-1, A-2, A-3		Enrollment	-	-	-					
B-1.2, B-2.2, B-3.2		Unduplicated Pupil Count (second prior year)	-	-						
B-1.1, B-2.1, B-3.1		Unduplicated Pupil Count (first prior year)	-	-						
B-1, B-2, B-3		Unduplicated Pupil Count	-	-	-					
			3-yr rolling percentage	*3-yr rolling percentage*	*3-yr rolling percentage*	*3-yr rolling percentage*	*3-yr rolling percentage*	*3-yr rolling percentage*	*3-yr rolling percentage*	*3-yr rolling percentage*
		Single Year Unduplicated Pupil Percentage	0.00%	0.00%	0.00%	0.00%	0.00%	0.00%	0.00%	0.00%
C-1		Unduplicated Pupil Percentage (%)	0.00%	0.00%	0.00%	0.00%	0.00%	0.00%	0.00%	0.00%

(c) CONCENTRATION GRANT FUNDING LIMITATION: District of Physical Location

Enter the unduplicated pupil percentage (UPP) of the district where the charter school is physically located. If the charter school has a physical location within the boundaries of more than one district, enter the highest district UPP of all locations.

D-3		**Unduplicated Pupil Percentage (%)**	**0.00%**	**0.00%**	**0.00%**	0.00%	0.00%	0.00%	0.00%	0.00%
		Unduplicated Pupil Percentage: Supplemental Grant	0.00%	0.00%	0.00%	0.00%	0.00%	0.00%	0.00%	0.00%
		Unduplicated Pupil Percentage: Concentration Grant	0.00%	0.00%	0.00%	0.00%	0.00%	0.00%	0.00%	0.00%

(d) AVERAGE DAILY ATTENDANCE (ADA)

ADA used for the Transitional Kindergarten Add-on ONLY:

G-4	TK	(NEW beginning 2022-23)	-	-	-					

ADA used for Base, Supplemental and Concentration Grant Calculations:
Enter P2 Data - Note: Charter School ADA is always funded on current year

B-1		**Grades TK-3**	-	-	-					
B-2		**Grades 4-6**	-	-	-					
B-3		**Grades 7-8**	-	-	-					
B-4		**Grades 9-12**	-	-	-					
		SUBTOTAL ADA	-	-	-	-	-	-	-	-
		RATIO: ADA to Enrollment	-	-	-	-	-	-	-	-

(e) OTHER LCFF ADJUSTMENTS

Miscellaneous Adjustments (line H-2), include adjustments for audit penalties and special legislation. Adjustments can be positive or negative.
Minimum State Aid Adjustments (Line J-5), captures adjustments for audit penalties and special legislation. Adjustments can be positive or negative.

H-2	Miscellaneous Adjustments	$ -	$ -	$ -
J-5	Minimum State Aid Adjustments	$ -	$ -	$ -

(a) GENERAL QUESTIONS									
	Is your district required to transfer in-lieu taxes to a charter school?	NO							
	Does your district have a necessary small school?	NO							
(b) K-3 GRADE SPAN ADJUSTMENT FUNDING DETERMINATION									
	Did your district meet the requirements of funding?	YES	YES	YES	YES	YES	YES	YES	YES
(c) PROPERTY TAXES									
C-1 A-6	**Estimated Property Taxes (excluding RDA)**	$ 2,564,258	$ 2,687,252	$ 2,687,252	$ 2,689,229	$ 2,689,229	$ 2,689,229		
B-5	**Redevelopment Agency Local Revenue**	$ -	$ -	$ -					
	Less In-Lieu Property Tax Transfer	$ -	$ -	$ -	$ -	$ -	$ -	$ -	$ -
	Total Local Revenue	$ 2,564,258	$ 2,687,252	$ 2,687,252	$ 2,689,229	$ 2,689,229	$ 2,689,229	$ -	$ -
(d) OTHER LCFF ADJUSTMENTS									
If applicable, enter adjustments for special legislation, instructional time penalties, and class size penalties populated from the Class Size Penalties exhibit. Adjustments can be positive or negative.									
H-2	**Miscellaneous Adjustments**	$ -	$ -	$ -					
J-5	**Minimum State Aid Adjustments**	$ -	$ -	$ -					
(e) UNDUPLICATED PUPIL PERCENTAGE									
A-1.2 / A-3.2	**District Enrollment (second prior year)**	998	991						
A-1.1 / A-3.1	**District Enrollment (first prior year)**	991	893						
A-1 / A-3	**District Enrollment**	893	923	880	867	868	827		
A-2.2 / A-4.2	**COE Enrollment (second prior year)**	25	18						
A-2.1 / A-4.1	**COE Enrollment (first prior year)**	18	22						
A-2 / A-4	**COE Enrollment**	22	27	25	25	25	25		
	Total Enrollment	915	950	905	892	893	852	-	-
B-1.2 / B-3.2	**District Unduplicated Pupil Count (second prior year)**	715	722						
B-1.1 / B-3.1	**District Unduplicated Pupil Count (first prior year)**	722	673						
B-1 / B-3	**District Unduplicated Pupil Count**	673	654	627	623	615	588		
B-2.2 / B-4.2	**COE Unduplicated Pupil Count (second prior year)**	18	6						
B-2.1 / B-4.1	**COE Unduplicated Pupil Count (first prior year)**	6	11						
B-2 / B-4	**COE Unduplicated Pupil Count**	11	13	11	18	18	18		
	Total Unduplicated Pupil Count	684	667	638	641	632	605	-	-
		3-yr rolling percentage	*3-yr rolling percentage*	*3-yr rolling percentage*	*3-yr rolling percentage*	*3-yr rolling percentage*	*3-yr rolling percentage*	*3-yr rolling percentage*	*3-yr rolling percentage*
	Single Year Unduplicated Pupil Percentage	74.75%	70.21%	70.50%	71.81%	70.82%	71.04%	0.00%	0.00%
C-1	Unduplicated Pupil Percentage (%)	72.79%	72.34%	71.81%	70.82%	71.04%	71.23%	0.00%	0.00%

(f) AVERAGE DAILY ATTENDANCE (ADA)

ADA used for the Transitional Kindergarten Add-on ONLY:

G-10	**TK (Commencing in 2022-23)**	-	-	**28.17**	68.70	54.96	54.96		

ADA used for Base, Supplemental and Concentration Grant Calculations:
Enter ADA by grade span. The calculator will determine the most advantageous funding option for each year's funding calculation.

	Current Year ADA: (P-2, Annual for Special Day Class Extended Year)								
B-1, D-6	**Grades TK-3**	**417.93**	**404.80**	**384.88**	381.97	349.91	323.35		
B-2, D-7	**Grades 4-6**	**286.07**	**252.75**	**253.54**	240.91	254.65	254.65		
B-3, D-8	**Grades 7-8**	**207.46**	**191.83**	**141.21**	146.56	165.80	154.80		
B-4, D-9	**Grades 9-12**	-	-	-	-	-	-		
	TOTAL CURRENT YEAR ADA	911.46	849.38	779.63	769.44	770.36	732.80	-	-
	Nonpublic School, NPS-Licensed Children Institutions, Community Day School: (Annual)								
E-1, D-17	**Grades TK-3**	-	-	-					
E-2, D-18	**Grades 4-6**	**1.43**	**0.75**	**0.49**	0.49	0.49	0.49		
E-3, D-19	**Grades 7-8**	**4.03**	**3.87**	**1.36**	1.36	1.36	1.36		
E-4, D-20	**Grades 9-12**	-	-	-					
	TOTAL NPS-CDS (Annual)	5.46	4.62	1.85	1.85	1.85	1.85	-	-
	District Basic Aid ADA funded outside of the LCFF (Court Ordered, Voluntary Tfr. & Open Enrollment) (For calculating EPA only; this ADA is not included in the LCFF funding calculation).								
	DISTRICT TOTAL	916.92	854.00	781.48	771.29	772.21	734.65	-	-
	County Operated Programs, e.g. Community School, Special Ed: (P-2 / Annual)								
E-6, E-11	**Grades TK-3**	**6.99**	**13.54**	**12.29**	12.29	12.29	12.29		
E-7, E-12	**Grades 4-6**	**3.07**	**8.63**	**5.75**	5.75	5.75	5.75		
E-8, E-13	**Grades 7-8**	**3.53**	**1.75**	**2.39**	2.39	2.39	2.39		
E-9, E-14	**Grades 9-12**	-	-	-					
	COUNTY TOTAL	13.59	23.92	20.43	20.43	20.43	20.43	-	-
	RATIO: District ADA-to-Enrollment	102.68%	92.52%	88.80%	88.96%	88.96%	88.83%	0.00%	0.00%
	RATIO: County ADA-to-Enrollment	61.77%	88.59%	81.72%	81.72%	81.72%	81.72%	0.00%	0.00%

Charts and Graphs

Charts and graphs provided on this tab represent one computational methodology and are not intended to set or communicate any standards of the California Department of Education (CDE) or the Fiscal Crisis and Management Assistance Team (FCMAT). The Graphs tab remains unprotected to allow editing for local standards.

2023-24

Change the fiscal year here to update all of the charts and graphics on this page that only display one fiscal year.

Components of LCFF Entitlement

		2023-24				
Base Grant	$	8,743,653			869.11	ADA
Grade Span Adjustment	$	428,104		$	9,171,757	Adjusted Base Grant
Supplemental Grant	$	1,299,088	71%			
Concentration Grant	$	943,131	71%	$	2,242,219	Supplemental & Concentration
Add-ons: Targeted Instructional Improvement Block Grant	$	54,464				
Add-ons: Home-to-School Transportation	$	120,196				
Add-ons: Small School District Bus Replacement Program	$	-		$	383,799	Add-ons
Add-ons: Transitional Kindergarten	$	209,139				
Total	$	11,797,775		$	11,797,775	

Total LCFF Funding: $11,797,775

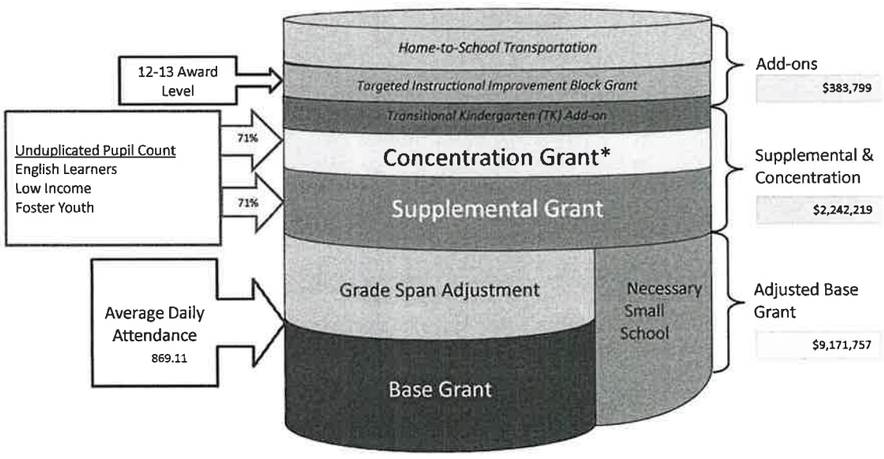

*Unduplicated Pupil Percentage must be above 55% to receive Concentration Grant funding

Charts and Graphs

Minimum Proportionality Analysis	2020-21	2021-22	2022-23	2023-24	2024-25	2025-26	2026-27	2027-28
Base	$ 7,615,682	$ 8,084,537	$ 8,898,840	$ 9,171,757	$ 9,020,205	$ 9,011,690	$ 8,845,129	$ 6,028,248
Supplemental and Concentration Grant (*Per Approved LCAP*)	1,786,107	2,080,879	2,250,382	2,242,219	2,222,037	2,234,494	-	-
Total	$ 9,567,319	$ 10,330,946	$ 11,393,994	$ 11,797,775	$ 11,595,541	$ 11,609,314	$ 9,032,751	$ 6,220,078

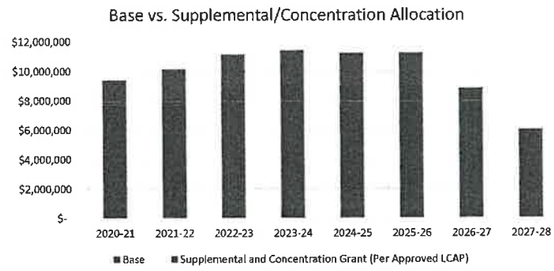

Funding Sources	2020-21	2021-22	2022-23	2023-24	2024-25	2025-26	2026-27	2027-28
Excess Property Taxes	$ (2,121,623)	$ (2,802,508)	$ (2,569,406)	$ (2,646,824)	$ (2,601,259)	$ (2,600,689)	$ -	$ -
Additional State Aid to meet Minimum	$ -	$ -	$ -	$ -	$ -	$ -	$ -	$ -
EPA in Excess to LCFF	$ 2,121,623	$ 2,802,508	$ 2,569,406	$ 2,646,824	$ 2,601,259	$ 2,600,689	$ -	$ -
Economic Recovery Payment	$ -	$ -	$ -	$ -	$ -	$ -	$ -	$ -
LCFF Grant	$ 9,567,319	$ 10,330,946	$ 11,393,994	$ 11,797,775	$ 11,595,541	$ 11,609,314	$ 9,032,751	$ 6,220,078
Total General Purpose Funding	$ 9,567,319	$ 10,330,946	$ 11,393,994	$ 11,797,775	$ 11,595,541	$ 11,609,314	$ 9,032,751	$ 6,220,078

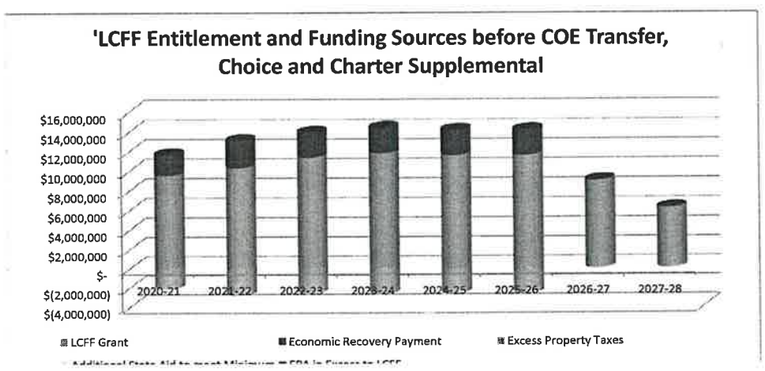

Charts and Graphs

Additional State Aid to meet Minimum ■ EPA in excess to LCFF

LCFF Entitlement per ADA	2020-21	2021-22	2022-23	2023-24	2024-25	2025-26	2026-27	2027-28
Funded ADA	930.51	940.00	913.04	869.11	821.77	795.42	757.53	501.06
LCFF Sources per ADA	$ 10,281.80	$ 10,990.37	$ 12,479.18	$ 13,574.55	$ 14,110.45	$ 14,595.20	$ 11,923.95	$ 12,413.84
Net Change per ADA		$ 708.57	$ 1,488.82	$ 1,095.36	$ 535.90	$ 484.75	$ (2,671.25)	$ 489.89
Net Percent Change		6.89%	13.55%	8.78%	3.95%	3.44%	-18.30%	4.11%
Estimated LCFF Entitlement per ADA	$ 10,281.80	$ 10,990.37	$ 12,479.18	$ 13,574.55	$ 14,110.45	$ 14,595.20	$ 11,923.95	$ 12,413.84
Net Change per ADA		$ 708.57	$ 1,488.82	$ 1,095.36	$ 535.90	$ 484.75	$ (2,671.25)	$ 489.89
Net Percent Change		6.89%	13.55%	8.78%	3.95%	3.44%	-18.30%	4.11%

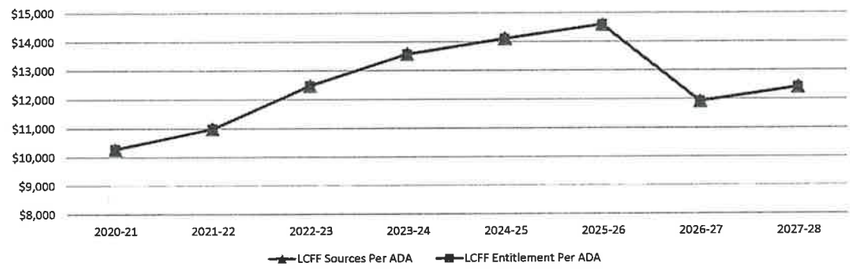

Student Summary	2020-21	2021-22	2022-23	2023-24	2024-25	2025-26	2026-27	2027-28
Enrollment (Excluding COE)	893	923	880	867	868	827	-	-
UPC	673	654	627	623	615	588	-	-
ADA	930.51	877.92	801.91	791.72	792.64	755.08	-	-

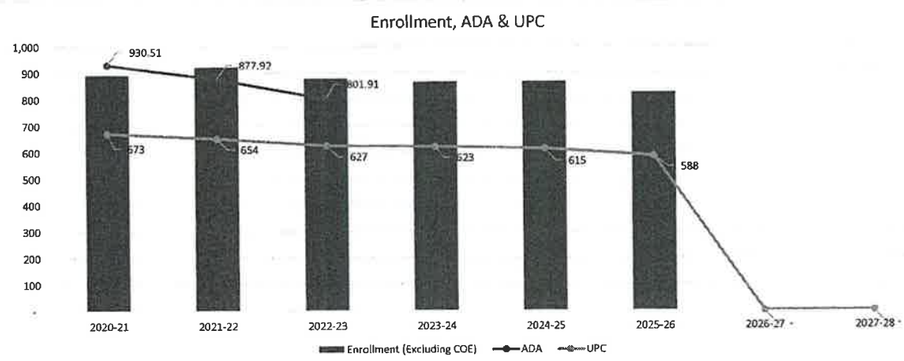

ACCOUNT CLASSIFICATIONS SELECTED								FIELD RANGES SELECTED	
	FD	RESC	Y	OBJT	GOAL	FUNC	SCH	LOCAL	FI	RANGE
1.	-	-	-	-	-	-	-	-		
2.	-	-	-	-	-	-	-	-		
3.	-	-	-	-	-	-	-	-		
4.	-	-	-	-	-	-	-	-		
5.	-	-	-	-	-	-	-	-		
6.	-	-	-	-	-	-	-	-		
7.	-	-	-	-	-	-	-	-		
8.	-	-	-	-	-	-	-	-		
9.	-	-	-	-	-	-	-	-		
10.	-	-	-	-	-	-	-	-		

Sort/Rollup Digit: FUND\0 RESOURCE\0
Page break on field: RESOURCE
By details: OBJECT , ALL FIELDS (Format 3 OBJECT All flds)
Abbreviation: FUNCTION
Show pennies: No Suppress lines with zeros in all columns: Yes
Restricted field: 02-RESOURCE
Lines per page: 63 Blank lines between each detail: 0
80 Column mode: No Replace Fiscal year with:
Year for Acct format: 2012 Sort detail lines by: Alpha
Include accounts?(Open/Closed/Both): Opened Collapse Objects by file: No

	* Column 1 *	* Column 2 *	* Column 3 *	* Column 4 *	* Column 5 *	* Column 6 *	* Column 7 *
Column Title1:	21/22	** Blank **	22/23	22/23 YTD	22/23	** Blank **	23/24
Column Title2:	Unaud Act	** Blank **	WORK BUD	ACT+EMCB	BALANCE	** Blank **	BUDGET
Fiscal Year:	2022		2023	2023	2023		2024
Data Source:	G Ledger		Budget Dev M:08	G Ledger	Calculated		Budget Dev M:02
Amount Types:	Actuals		Budget	Actual-2	Budget		Budget
Print Detail:	Yes		Yes	No	No		Yes
If Zero Print:	Blanks	Blanks	Blanks	Blanks	Blanks	Blanks	Blanks
Calc column:	None	None	None	None	3-4	None	None
Rest/Unr/Both:	Both		Both	Both	Both		Both
Budget Tfrs:	None	None	None	None	None	None	None
Bud Tfrs Date:	99/99/9999	99/99/9999	99/99/9999	99/99/9999	99/99/9999	99/99/9999	99/99/9999
GL Trans:	None	None	None	None	None	None	None
GL Trans Date:	99/99/9999	99/99/9999	99/99/9999	99/99/9999	99/99/9999	99/99/9999	99/99/9999
Suppress Line:	No	No	No	No	No	No	No

FUND :01 GENERAL FUND RESOURCE:0000 NO REPORTING REQUIREMENT

	FUNCTION	2021-2022 21/22 Unaud Act	2022-2023 22/23 WORK BUD	2022-2023 22/23 YTD ACT+EMCB	CALC: 3-4 2022-2023 22/23 BALANCE	2023-2024 23/24 BUDGET
8011 STATE AID - CURRENT YEAR						
01-0000-0-8011-0000-0000-000-00000	REV/BAL	6,108,001	6,194,802	4,673,579	1,521,223	6,461,722
DETAIL LINE			6,194,802			6,461,722
TOTAL:		6,108,001	6,194,802	4,673,579	1,521,223	6,461,722
8021 HOME OWNERS EXEMPTION						
01-0000-0-8021-0000-0000-000-00000	REV/BAL	19,244	22,500	9,554	12,946	22,500
DETAIL LINE			22,500			22,500
TOTAL:		19,244	22,500	9,554	12,946	22,500
8022 TIMBER YIELD TAX						
01-0000-0-8022-0000-0000-000-00000	REV/BAL	1,226	2,000	527	1,473	2,000
DETAIL LINE			2,000			2,000
TOTAL:		1,226	2,000	527	1,473	2,000
8041 SECURED TAX ROLL						
01-0000-0-8041-0000-0000-000-00000	REV/BAL	2,477,647	2,499,617	1,448,245	1,051,372	2,499,617
DETAIL LINE			2,499,617			2,499,617
TOTAL:		2,477,647	2,499,617	1,448,245	1,051,372	2,499,617
8042 UNSECURED ROLL TAXES						
01-0000-0-8042-0000-0000-000-00000	REV/BAL	75,486	67,041	72,463	5,422-	67,041
DETAIL LINE			67,041			67,041
TOTAL:		75,486	67,041	72,463	5,422-	67,041
8044 SUPPLEMENTAL TAXES						
01-0000-0-8044-0000-0000-000-00000	REV/BAL	59,225	2,000		2,000	2,000
DETAIL LINE			2,000			2,000
TOTAL:		59,225	2,000		2,000	2,000
8045 EDUC REV AUGMENTATION FUND						
01-0000-0-8045-0000-0000-000-00000	REV/BAL	56,401	28,900-	92,814	121,714-	28,900-
DETAIL LINE			28,900-			28,900-
TOTAL:		56,401	28,900-	92,814	121,714-	28,900-
8110 MAINTENANCE & OPER (PL 81-874)						
01-0000-0-8110-0000-0000-002-00000	REV/BAL			546-	546	
TOTAL:				546-	546	
8260 FOREST RESERVE FUNDS						
01-0000-0-8260-0000-0000-000-00000	REV/BAL	146,509	204,889		204,889	204,889
DETAIL LINE			204,889			204,889
TOTAL:		146,509	204,889		204,889	204,889
8550 MANDATED COST REIMBURSEMENTS						
01-0000-0-8550-0000-0000-000-00000	REV/BAL		30,065		30,065	30,367
DETAIL LINE			30,065			30,367
TOTAL:			30,065		30,065	30,367
8590 ALL OTHER STATE REVENUES						

FUND :01 GENERAL FUND RESOURCE:0000 NO REPORTING REQUIREMENT

	FUNCTION	2021-2022 21/22 Unaud Act	2022-2023 22/23 WORK BUD	2022-2023 22/23 YTD ACT+EMCB	CALC: 3-4 2022-2023 22/23 BALANCE	2023-2024 23/24 BUDGET
01-0000-0-8590-0000-0000-000-00000	REV/BAL			891	891-	
TOTAL:				891	891-	
8650 LEASES & RENTALS						
01-0000-0-8650-0000-0000-000-00000	REV/BAL		5,000		5,000	5,000
DETAIL LINE			5,000			5,000
TOTAL:			5,000		5,000	5,000
8660 INTEREST						
01-0000-0-8660-0000-0000-000-00000	REV/BAL	30,613	50,000	28,979	21,021	50,000
DETAIL LINE			50,000			50,000
TOTAL:		30,613	50,000	28,979	21,021	50,000
8699 ALL OTHER LOCAL REVENUES						
01-0000-0-8699-0000-0000-000-00000	REV/BAL	8,248	30,000	8,402	21,598	30,000
DETAIL LINE			30,000			30,000
01-0000-0-8699-0000-0000-002-00000	REV/BAL	37				
01-0000-0-8699-0000-0000-004-00000	REV/BAL	503				
01-0000-0-8699-0000-3140-000-00000	HLTHSER	86,667				
01-0000-0-8699-1150-3112-000-01013	COUN.CO		151,891		151,891	151,891
SBHSN REV			151,891			151,891
TOTAL:		95,455	181,891	8,402	173,489	181,891
8782 ALL OTHER TRNSFRS FROM CO OFC						
01-0000-0-8782-0000-0000-000-00000	REV/BAL	126,491				
TOTAL:		126,491				
8919 OTHER AUTH INTERFUND TF IN						
01-0000-0-8919-0000-0000-000-00000	REV/BAL			4,609	4,609-	
TOTAL:				4,609	4,609-	
8979 ALL OTHER FINANCING SOURCES						
01-0000-0-8979-0000-6000-000-00000	ENTERPR		200,000		200,000	200,000
OTHER SOURCES			200,000			200,000
TOTAL:			200,000		200,000	200,000
8980 CONTRIBUTIONS FR UNRESTR REV						
01-0000-0-8980-0000-0000-000-00000	REV/BAL	1,158,621-	1,627,017-		1,627,017-	1,283,471-
DETAIL LINE			1,627,017-			
RS 0053						217,646-
RS 0156						25,000-
RS 0230						330,000-
RS 3010						214,749-
RS 4035						41,741-
RS 6010						48,432-
RS 6500						117,859-
RS 7210						8,543-
RS 8150						279,500-
TOTAL:		1,158,621-	1,627,017-		1,627,017-	1,283,471-
TOTAL: 8xxx		8,037,677	7,803,888	6,339,518	1,464,370	8,414,656

1100 CERTIFICATED TEACHERS SALARIES

FUND :01 GENERAL FUND RESOURCE:0000 NO REPORTING REQUIREMENT

	FUNCTION	2021-2022 21/22 Unaud Act	2022-2023 22/23 WORK BUD	2022-2023 22/23 YTD ACT+EMCB	CALC: 3-4 2022-2023 22/23 BALANCE	2023-2024 23/24 BUDGET
01-0000-0-1100-1150-1000-000-00000	INSTR	128,170		228,533	228,533-	
Casson, M.						
01-0000-0-1100-1150-1000-000-10003	INSTR					14,995
Extra Duty LCAP 1.3						14,995
01-0000-0-1100-1150-1000-000-20003	INSTR					14,995
Extra Duty LCAP 2.3						14,995
01-0000-0-1100-1150-1000-002-00000	INSTR	875,932	767,277	845,405	78,128-	426,426
Candaux, Kristen			85,857			
Christensen, Susan			81,206			
DETAIL LINE			3,000			
Dickson, Hunter			55,830			
Freeze, Bailey			55,476			55,830
Gliatto, Scott						87,724
Graves, Jaime			77,406			
Hale, Michelle			56,897			
Hanna, Veronica			91,557			
Lead Teacher- Evergreen/Gold						1,817
Leyva, M.			55,830			
Munson, Riley			55,830			
Shelby, Karla						67,906
Ski Club Advisor						1,234
Summer School/Student Support						5,000
Turner, Jacob New						56,187
Wilcox, Vanessa			60,630			61,070
Zediker, Darbi			87,757			89,657
01-0000-0-1100-1150-1000-002-10002	INSTR					217,517
Graves, JaimeLCAP 1.2						79,306
Munson, RileyLCAP 1.2						56,187
Stensether,LeanneLCAP1.2						82,024
01-0000-0-1100-1150-1000-002-10004	INSTR					115,856
Christensen, SusanLCAP 1.4						40,603
Hale, MichelleLCAP 1.4						29,474
Hanna, VeronicaLCAP 1.4						45,779
01-0000-0-1100-1150-1000-002-20004	INSTR					115,856
Christensen, SusanLCAP 2.4						40,603
Hale, MichelleLCAP 2.4						29,474
Hanna, VeronicaLCAP 2.4						45,779
01-0000-0-1100-1150-1000-004-00000	INSTR	1,681,918	1,673,646	2,112,514	438,869-	856,390
Black, Kayla			56,187			
DETAIL LINE			7,500			
Freeze, Michele			9,538			9,536
Fussel, Stacy			86,009			
GATE Prog Coordinator						3,678
Gliatto, Scott			85,824			
Heilmann, Kim			65,548			
Heller, Katie						53,342
Horvath, Cherly			86,009			
Ireson, Megan			85,857			
Johnson, Wayne			61,070			
Johnston Wayne						63,267

FUND :01 GENERAL FUND RESOURCE:0000 NO REPORTING REQUIREMENT

	FUNCTION	2021-2022 21/22 Unaud Act	2022-2023 22/23 WORK BUD	2022-2023 22/23 YTD ACT+EMCB	CALC: 3-4 2022-2023 22/23 BALANCE	2023-2024 23/24 BUDGET
Justice, Tracy			93,457			
Kendall, Kassandra						53,342
Lead Teacher- Jackson St						2,341
McCluskey, Carol			89,624			89,624
McKay, Tammy			74,784			
Mylan, Andrew			80,275			65,548
Offord, Ryan New						53,342
Orser, Don			55,476			80,124
Perham, Jennifer						53,342
Robles, Alaine			55,476			
Sarti, Donya			93,457			
Shack, Shannon			95,357			
Singleton, Laura			70,351			72,884
Solano, Juilie			83,924			
Summer School/Student Support						5,000
Valarde, Kelley			92,441			
Velarde-Winter Kelly						83,957
Wheeler, Kim			81,041			
Wilhite, Cheryl			91,557			91,557
Young, Kathryn			72,884			75,506
01-0000-0-1100-1150-1000-004-10002	INSTR					76,684
McKay, TammyLCAP 1.2						76,684
01-0000-0-1100-1150-1000-004-10004	INSTR					28,094
Black, Kayla LCAP 1.4						28,094
01-0000-0-1100-1150-1000-004-20002	INSTR					666,329
Horvath, CherlyLCAP 2.2						85,857
Justice, TracyLCAP 2.2						93,457
Robles, AlaineLCAP 2.2						55,830
Sarti, DonyaLCAP 2.2						93,457
Schack, ShannaLCAP 2.2						95,357
Solano, JulieLCAP 2.2						83,924
Wheeler, KimLCAP 2.2						81,041
Yandell, Sandy LCAP 2.2						77,406
01-0000-0-1100-1150-1000-004-20004	INSTR					28,094
Black, Kayla LCAP 2.4						28,094
01-0000-0-1100-1150-4000-000-00000	ANCILSE	26,725		15,416	15,416-	9,346
Graduation/Fundraising Suprvsr						1,260
Gym Supervisor						1,338
Music Activities Supervisor						3,635
Outdoor School						176
Student Activities Advisor						1,817
Yearbook Supervisor						1,120
01-0000-0-1100-1150-4000-004-00000	ANCILSE	309				
TOTAL:		2,713,054	2,440,922	3,201,868	760,946-	2,570,579
1170 CERTIFICATED TEACHER SUBSTITUT						
01-0000-0-1170-1150-1000-000-00000	INSTR	92,420	82,000	136,400	54,400-	
DETAIL LINE			82,000			
TOTAL:		92,420	82,000	136,400	54,400-	
1200 CERT PUPIL SUPPORT SALARY						

FUND :01 GENERAL FUND RESOURCE:0000 NO REPORTING REQUIREMENT

	FUNCTION	2021-2022 21/22 Unaud Act	2022-2023 22/23 WORK BUD	2022-2023 22/23 YTD ACT+EMCB	CALC: 3-4 2022-2023 22/23 BALANCE	2023-2024 23/24 BUDGET
01-0000-0-1200-1150-3112-000-00000	COUN.CO		172,980		172,980	
Coach 2			95,975			
Tudor, A.			77,005			
01-0000-0-1200-1150-3140-000-00000	HLTHSER		79,741		79,741	74,350
Melissa Casson			79,741			
Tudor, Alyssa						74,350
01-0000-0-1200-1150-3140-000-30006	HLTHSER					85,457
Casson, Melissa LCAP 3.6						85,457
TOTAL:			252,721		252,721	159,808
1300 CERTIFICATED SUPERV & ADM SAL						
01-0000-0-1300-0000-2700-000-00000	SCH ADM	15,655	153,364	2,000	151,364	159,514
Berry, Jim			153,364			
Rich, Sullivan						159,514
01-0000-0-1300-0000-2700-000-30002	SCH ADM					136,382
Lorraine, Joling						136,382
01-0000-0-1300-0000-2700-002-00000	SCH ADM	129,638	138,000	148,174	10,174-	173,740
Amy, Dunlap						173,740
Dunlap, Amy			138,000			
01-0000-0-1300-0000-2700-004-00000	SCH ADM	249,122	371,601	446,388	74,787-	240,029
Fussel, Stacey						114,083
Jankowski, Sarah			109,825			125,946
Joling, Lorraine			114,083			
Sullivan, Richard			147,693			
01-0000-0-1300-0000-7150-000-00000	SUPT	139,581		79,757	79,757-	
TOTAL:		533,995	662,965	676,319	13,354-	709,665
1900 OTHER CERTIFICATED SALARIES						
01-0000-0-1900-1300-4200-000-00000	SCH ATH					3,558
Athletic Laundry						1,090
Cross Country Coach						1,234
Track Coach						1,234
TOTAL:						3,558
TOTAL: 1xxx		3,339,469	3,438,608	4,014,588	575,979-	3,443,610
2100 INSTRUCTIONAL AIDE SALARIES						
01-0000-0-2100-1150-1000-000-00000	INSTR			18,920	18,920-	26,285
Johnson, Jenna						26,285
01-0000-0-2100-1150-1000-002-00000	INSTR	294,990		390,403	390,403-	197,072
Agbay, Mikayla						22,135
Holland, Tiffany						32,477
Johnson, Isabele						23,215
McClure, Hailey						28,854
Mikolajczyk, Cristina						32,405
O'Brien, Becky						31,391
Perrin, Tawny						26,594
01-0000-0-2100-1150-1000-002-10005	INSTR					28,385
Delafuente, Ana LisaLCAP 1.5						12,303
Shelton, KellyLCAP 1.5						16,082

FUND :01 GENERAL FUND RESOURCE:0000 NO REPORTING REQUIREMENT

	FUNCTION	2021-2022 21/22 Unaud Act	2022-2023 22/23 WORK BUD	2022-2023 22/23 YTD ACT+EMCB	CALC: 3-4 2022-2023 22/23 BALANCE	2023-2024 23/24 BUDGET
01-0000-0-2100-1150-1000-002-20005	INSTR					28,385
Delafuente, Ana LisaLCAP 2.5						12,303
Shelton, KellyLCAP 2.5						16,082
01-0000-0-2100-1150-1000-004-00000	INSTR	48,362		162,155	162,155-	115,782
Duncan, Deni						23,639
Moore, Erin						30,961
Park, Kristin						33,434
Pedro, Cessa						27,747
01-0000-0-2100-1150-1000-004-10005	INSTR					14,939
Crowley, Ashley LCAP 1.5						14,939
01-0000-0-2100-1150-1000-004-20005	INSTR					14,939
Crowley, Ashley LCAP 2.5						14,939
TOTAL:		343,352		571,478	571,478-	425,784
2200 CLASSIFIED SUPPORT SALARIES						
01-0000-0-2200-0000-2420-000-00000	INSTMED	42,092		54,171	54,171-	
01-0000-0-2200-0000-2420-004-00000	INSTMED		43,548		43,548	43,548
Mott, Lisa			43,548			43,548
01-0000-0-2200-0000-2460-000-00000	TECHNLG	56,327	55,640	59,970	4,330-	112,357
Conner, Travis						57,810
Connor, Travis			55,640			
New Hire ?						54,547
01-0000-0-2200-0000-8200-000-00000	OPER	155,528		200,736	200,736-	
01-0000-0-2200-0000-8200-002-00000	OPER	41,644	160,311	53,604	106,707	162,864
Creager, Jim						45,384
Filaccio, Richard			45,573			47,350
Higelin, John			39,624			
Phyllis, Wood						49,181
Summer Help			10,000			
Ward, Wyatt			19,562			20,949
Wood, Phyllis			45,552			
01-0000-0-2200-0000-8200-004-00000	OPER	83,931	138,905	54,487	84,418	199,684
Heller, Darrin			39,624			43,639
Heller, Mason			23,168			42,065
McVae, Jason			46,550			
McVae, Jason-Head Maint						49,250
Roberts, William						43,698
Summer Help			10,000			
Ward, Wyatt			19,562			21,033
01-0000-0-2200-1150-3140-002-00000	HLTHSER		27,593		27,593	35,743
Hall Keshia			27,593			
Hall, Keshia						35,743
01-0000-0-2200-1150-3140-004-00000	HLTHSER		31,296		31,296	31,296
Palmer, Trina			31,296			31,296
TOTAL:		379,522	457,293	422,968	34,325	585,491
2300 CLASSIFIED SUPERV & ADMIN SAL						
01-0000-0-2300-0000-2460-000-00000	TECHNLG	60,204	66,224	66,657	433-	79,427
Bailey, Vianna						79,427
DETAIL LINE			66,224			

FUND :01 GENERAL FUND RESOURCE:0000 NO REPORTING REQUIREMENT

	FUNCTION	2021-2022 21/22 Unaud Act	2022-2023 22/23 WORK BUD	2022-2023 22/23 YTD ACT+EMCB	CALC: 3-4 2022-2023 22/23 BALANCE	2023-2024 23/24 BUDGET
01-0000-0-2300-0000-7200-000-00000	GEN ADM	101,893	191,080	185,250	5,830	275,293
Clerk TBD						66,541
Emily Lipke						110,780
Ramos, Steven			98,483			
Tudor, Donna			92,597			97,972
01-0000-0-2300-0000-8200-000-00000	OPER	3,192	74,261	1,037	73,224	71,166
Olson, Gabe			74,261			
Olson, Gabriel						71,166
TOTAL:		165,289	331,565	252,943	78,621	425,886
2400 CLERICAL/TECHNICAL/OFFICE SAL						
01-0000-0-2400-0000-2700-000-00000	SCH ADM		73,165		73,165	190,063
Culp, Denise			73,165			77,419
Gibbons, Phyllis						58,224
TBD						54,420
01-0000-0-2400-0000-2700-002-00000	SCH ADM	93,954	136,090	101,674	34,417	95,666
Bonnet. Genevieve			44,477			
Genevieve Bonnet						41,815
Morgan, Darleen						5,852
Pom, Vera			47,137			47,999
Smith, Ashlie			44,477			
01-0000-0-2400-0000-2700-004-00000	SCH ADM	109,883	152,982	128,535	24,447	154,522
Clarke, Kaila			47,137			47,137
Morgan, Darleen						52,263
Morgan, Darlene			52,690			
Morgan, Lesley			53,154			55,121
01-0000-0-2400-0000-7200-000-00000	GEN ADM	137,511	59,273	136,987	77,715-	
DETAIL LINE			59,273			
TOTAL:		341,348	421,510	367,196	54,314	440,251
2900 OTHER CLASSIFIED SALARIES						
01-0000-0-2900-0000-7200-000-00000	GEN ADM	2,860		2,760	2,760-	
01-0000-0-2900-0000-8200-002-00000	OPER		393,277		393,277	324,775
Bontrager, Keri			20,312			
Buker, Kayla			27,579			
Byrd, Jessica						28,338
Grant, Delaney			22,179			22,824
Hall, Keshia			28,767			
JERRY, TRACEY			17,714			
Jerry, Tracey						20,743
Johnson, Misty			29,418			29,432
Juelfs, Randi			27,025			27,783
Kimball, Karri			30,609			31,485
Kwasnikow, Shelina			20,922			21,509
Osterberg, Christina						27,694
Osterberg, Christine			26,931			
Rizzardo, Marissa			22,861			23,801
Saul, Brittany			21,536			22,155
Spencer,Laney			15,404			
Stott, Kaitlyn						24,461

FUND :01 GENERAL FUND RESOURCE:0000 NO REPORTING REQUIREMENT

	FUNCTION	2021-2022 21/22 Unaud Act	2022-2023 22/23 WORK BUD	2022-2023 22/23 YTD ACT+EMCB	CALC: 3-4 2022-2023 22/23 BALANCE	2023-2024 23/24 BUDGET
Tanner, Jamie			22,861			
Torres, Veronica			8,718			23,302
Triplett, Barbara			10,461			
Van Rheenen, Jennifer			17,954			
YATES, ANDREA			22,025			
Yates, Andrea						21,249
01-0000-0-2900-0000-8200-004-00000	OPER	2,937	48,200	2,231	45,969	41,416
Ahonen, Peter			18,458			18,458
BAILEY, TERRESSA			4,227			
Barnes, Michelle						5,649
Conner, Kiersten			13,948			14,340
DUERR, ABBYGAIL			11,566			
Duff, Amber						2,969
01-0000-0-2900-1150-1000-000-00506	INSTR	14,039	16,000	24,917	8,917-	
Extra Curricular			16,000			
01-0000-0-2900-1300-4200-000-00506	SCH ATH					11,187
Athletic Director -						3,465
Cheerleader Coach						2,473
Head Basketball Coach						2,428
Head Volleyball Coach						1,234
Intraml Basketball Coach 6-8th						882
Intraml Bsktball Suprvsr 4-5th						705
TOTAL:		19,835	457,477	29,908	427,569	377,378
TOTAL: 2xxx		1,249,347	1,667,844	1,644,493	23,351	2,254,790
3101 STRS CERTIFICATED						
01-0000-0-3101-0000-2700-000-00000	SCH ADM	1,938	29,293	382	28,911	30,467
*Berry, Jim			29,293			
*Rich, Sullivan						30,467
01-0000-0-3101-0000-2700-000-30002	SCH ADM					26,049
*Lorraine, Joling						26,049
01-0000-0-3101-0000-2700-002-00000	SCH ADM	21,874	26,358	26,576	218-	33,184
*Amy, Dunlap						33,184
*Dunlap, Amy			26,358			
01-0000-0-3101-0000-2700-004-00000	SCH ADM	41,699	70,976	84,783	13,807-	45,846
*Fussel, Stacey						21,790
*Jankowski, Sarah			20,977			24,056
*Joling, Lorraine			21,790			
*Sullivan, Richard			28,209			
01-0000-0-3101-0000-7150-000-00000	SUPT	1,214		678-	678	
01-0000-0-3101-1150-1000-000-00000	INSTR	23,128	15,662	44,734	29,072-	
*			15,662			
01-0000-0-3101-1150-1000-000-10003	INSTR					2,864
*Extra Duty LCAP 1						2,864
01-0000-0-3101-1150-1000-000-20003	INSTR					5,728
*Extra Duty LCAP 2						2,864
*Extra Duty LCAP2.3						2,864
01-0000-0-3101-1150-1000-002-00000	INSTR	128,753	146,550	141,795	4,754	81,447
*			573			

FUND :01 GENERAL FUND RESOURCE:0000 NO REPORTING REQUIREMENT

	FUNCTION	2021-2022 21/22 Unaud Act	2022-2023 22/23 WORK BUD	2022-2023 22/23 YTD ACT+EMCB	CALC: 3-4 2022-2023 22/23 BALANCE	2023-2024 23/24 BUDGET
*Candaux, Kristen			16,399			
*Christensen, Susa			15,510			
*Dickson, Hunter			10,664			
*Freeze, Bailey			10,596			10,664
*Gliatto, Scott						16,755
*Graves, Jaime			14,785			
*Hale, Michelle			10,867			
*Hanna, Veronica			17,487			
*Lead Teacher- Eve						347
*Leyva, M.			10,664			
*Munson, Riley			10,664			
*Shelby, Karla						12,970
*Ski Club Advisor						236
*Summer School/Stu						955
*Turner, Jacob New						10,732
*Wilcox, Vanessa			11,580			11,664
*Zediker, Darbi			16,762			17,124
01-0000-0-3101-1150-1000-002-10002	INSTR					57,212
*Graves, JaimeLCAP						15,147
*Munson, RileyLCAP						10,732
*Stensether,Lean LCAP						15,667
*Stensether,Leanne						15,667
01-0000-0-3101-1150-1000-002-10004	INSTR					22,128
*Christensen, Susa						7,755
*Hale, MichelleLCA						5,630
*Hanna, VeronicaLC						8,744
01-0000-0-3101-1150-1000-002-20004	INSTR					22,128
*Christensen, Susa						7,755
*Hale, MichelleLCA						5,630
*Hanna, VeronicaLC						8,744
01-0000-0-3101-1150-1000-004-00000	INSTR	275,349	319,666	385,736	66,070-	163,570
*			1,433			
*Black, Kayla			10,732			
*Freeze, Michele			1,822			1,821
*Fussel, Stacy			16,428			
*GATE Prog Coordin						703
*Gliatto, Scott			16,392			
*Heilmann, Kim			12,520			
*Heller, Katie						10,188
*Horvath, Cherly			16,428			
*Ireson, Megan			16,399			
*Johnson, Wayne			11,664			
*Johnston Wayne						12,084
*Justice, Tracy			17,850			
*Kendall, Kassandr						10,188
*Lead Teacher- Jac						447
*McCluskey, Carol			17,118			17,118
*McKay, Tammy			14,284			
*Mylan, Andrew			15,333			12,520
*Offord, Ryan New						10,188

FUND :01 GENERAL FUND RESOURCE:0000 NO REPORTING REQUIREMENT

	FUNCTION	2021-2022 21/22 Unaud Act	2022-2023 22/23 WORK BUD	2022-2023 22/23 YTD ACT+EMCB	CALC: 3-4 2022-2023 22/23 BALANCE	2023-2024 23/24 BUDGET
*Orser, Don			10,596			15,304
*Perham, Jennifer						10,188
*Robles, Alaine			10,596			
*Sarti, Donya			17,850			
*Shack, Shannon			18,213			
*Singleton, Laura			13,437			13,921
*Solano, Juilie			16,029			
*Summer School/Stu						955
*Valarde, Kelley			17,656			
*Velarde-Winter Ke						16,036
*Wheeler, Kim			15,479			
*Wilhite, Cheryl			17,487			17,487
*Young, Kathryn			13,921			14,422
01-0000-0-3101-1150-1000-004-10002	INSTR					14,647
*McKay, TammyLCAP						14,647
01-0000-0-3101-1150-1000-004-10004	INSTR					5,366
*Black, Kayla LCAP						5,366
01-0000-0-3101-1150-1000-004-20002	INSTR					127,269
*Horvath, CherlyLC						16,399
*Justice, TracyLCA						17,850
*Robles, AlaineLCA						10,664
*Sarti, DonyaLCAP						17,850
*Schack, ShannaLCA						18,213
*Solano, JulieLCAP						16,029
*Wheeler, KimLCAP						15,479
*Yandell, Sandy LC						14,785
01-0000-0-3101-1150-1000-004-20004	INSTR					5,366
*Black, Kayla LCAP						5,366
01-0000-0-3101-1150-3112-000-00000	COUN.CO		33,039		33,039	
*Coach 2			18,331			
*Tudor, A.			14,708			
01-0000-0-3101-1150-3140-000-00000	HLTHSER		15,230		15,230	14,201
*Melissa Casson			15,230			
*Tudor, Alyssa						14,201
01-0000-0-3101-1150-3140-000-30006	HLTHSER					16,322
*Casson, Melissa L						16,322
01-0000-0-3101-1150-4000-000-00000	ANCILSE	4,347		2,814	2,814-	1,785
*Graduation/Fundra						241
*Gym Supervisor						256
*Music Activities						694
*Outdoor School						34
*Student Activitie						347
*Yearbook Supervis						214
01-0000-0-3101-1150-4000-004-00000	ANCILSE	52				
01-0000-0-3101-1300-4200-000-00000	SCH ATH					680
*Athletic Laundry						208
*Cross Country Coa						236
*Track Coach						236
TOTAL:		498,355	656,774	686,141	29,367-	676,260

3201 PERS CERTIFICATED

FUND :01 GENERAL FUND RESOURCE:0000 NO REPORTING REQUIREMENT

	FUNCTION	2021-2022 21/22 Unaud Act	2022-2023 22/23 WORK BUD	2022-2023 22/23 YTD ACT+EMCB	CALC: 3-4 2022-2023 22/23 BALANCE	2023-2024 23/24 BUDGET
01-0000-0-3201-0000-7150-000-00000	SUPT	29,690		20,234	20,234-	
01-0000-0-3201-1150-1000-002-00000	INSTR	26,219		25,391	25,391-	
01-0000-0-3201-1150-1000-004-00000	INSTR	6,769		6,518	6,518-	
TOTAL:		62,677		52,143	52,143-	
3202 PERS CLASSIFIED						
01-0000-0-3202-0000-2420-000-00000	INSTMED	8,791		11,723	11,723-	
01-0000-0-3202-0000-2420-004-00000	INSTMED		11,048		11,048	11,619
*Mott, Lisa			11,048			11,619
01-0000-0-3202-0000-2460-000-00000	TECHNLG	24,981	30,917	30,326	591	51,168
*			16,801			
*Bailey, Vianna						21,191
*Conner, Travis						15,424
*Connor, Travis			14,116			
*New Hire ?						14,553
01-0000-0-3202-0000-2700-000-00000	SCH ADM		18,562		18,562	50,709
*Culp, Denise			18,562			20,655
*Gibbons, Phyllis						15,534
*TBD						14,519
01-0000-0-3202-0000-2700-002-00000	SCH ADM	21,490	34,526	25,744	8,782	25,524
*Bonnet. Genevieve			11,284			
*Genevieve Bonnet						11,156
*Morgan, Darleen						1,561
*Pom, Vera			11,959			12,806
*Smith, Ashlie			11,284			
01-0000-0-3202-0000-2700-004-00000	SCH ADM	24,701	38,811	32,106	6,706	41,226
*Clarke, Kaila			11,959			12,576
*Morgan, Darleen						13,944
*Morgan, Darlene			13,368			
*Morgan, Lesley			13,485			14,706
01-0000-0-3202-0000-7200-000-00000	GEN ADM	49,776	63,514	80,676	17,162-	73,448
*			15,037			
*Clerk TBD						17,753
*Emily Lipke						29,556
*Ramos, Steven			24,985			
*Tudor, Donna			23,492			26,139
01-0000-0-3202-0000-8200-000-00000	OPER	26,122	18,840	50,685	31,845-	18,987
*Olson, Gabe			18,840			
*Olson, Gabriel						18,987
01-0000-0-3202-0000-8200-002-00000	OPER	9,786	140,445	13,599	126,846	130,102
*Bontrager, Keri			5,153			
*Buker, Kayla			6,997			
*Byrd, Jessica						7,561
*Creager, Jim						12,108
*Filaccio, Richard			11,562			12,633
*Grant, Delaney			5,627			6,090
*Hall, Keshia			7,298			
*Higelin, John			10,053			
*JERRY, TRACEY			4,494			
*Jerry, Tracey						5,534

FUND :01 GENERAL FUND RESOURCE:0000 NO REPORTING REQUIREMENT

	FUNCTION	2021-2022 21/22 Unaud Act	2022-2023 22/23 WORK BUD	2022-2023 22/23 YTD ACT+EMCB	CALC: 3-4 2022-2023 22/23 BALANCE	2023-2024 23/24 BUDGET
*Johnson, Misty			7,463			7,852
*Juelfs, Randi			6,856			7,412
*Kimball, Karri			7,766			8,400
*Kwasnikow, Shelin			5,308			5,739
*Osterberg, Christ			6,832			7,389
*Phyllis, Wood						13,121
*Rizzardo, Marissa			5,800			6,350
*Saul, Brittany			5,464			5,911
*Spencer,Laney			3,908			
*Stott, Kaitlyn						6,526
*Summer Help			2,537			
*Tanner, Jamie			5,800			
*Torres, Veronica			2,212			6,217
*Triplett, Barbara			2,654			
*Van Rheenen, Jenn			4,555			
*Ward, Wyatt			4,963			5,589
*Wood, Phyllis			11,557			
*YATES, ANDREA			5,588			
*Yates, Andrea						5,669
01-0000-0-3202-0000-8200-004-00000	OPER	20,128	47,468	14,112	33,356	64,325
*Ahonen, Peter			4,683			4,925
*BAILEY, TERRESSA			1,072			
*Barnes, Michelle						1,507
*Conner, Kiersten			3,539			3,826
*DUERR, ABBYGAIL			2,934			
*Duff, Amber						792
*Heller, Darrin			10,053			11,643
*Heller, Mason			5,878			11,223
*McVae, Jason			11,810			
*McVae, Jason-Head						13,140
*Roberts, William						11,659
*Summer Help			2,537			
*Ward, Wyatt			4,963			5,611
01-0000-0-3202-1150-1000-000-00000	INSTR			1,011	1,011-	7,013
*Johnson, Jenna						7,013
01-0000-0-3202-1150-1000-000-00506	INSTR	787	4,059	46	4,013	
*Extra Curricular			4,059			
01-0000-0-3202-1150-1000-002-00000	INSTR	61,742		98,403	98,403-	52,579
*Agbay, Mikayla						5,906
*Holland, Tiffany						8,665
*Johnson, Isabele						6,194
*McClure, Hailey						7,698
*Mikolajczyk, Cris						8,646
*O'Brien, Becky						8,375
*Perrin, Tawny						7,095
01-0000-0-3202-1150-1000-002-10005	INSTR					7,573
*Delafuente, Ana L						3,282
*Shelton, KellyLCA						4,291
01-0000-0-3202-1150-1000-002-20005	INSTR					7,573
*Delafuente, Ana L						3,282

FUND :01 GENERAL FUND RESOURCE:0000 NO REPORTING REQUIREMENT

	FUNCTION	2021-2022 21/22 Unaud Act	2022-2023 22/23 WORK BUD	2022-2023 22/23 YTD ACT+EMCB	CALC: 3-4 2022-2023 22/23 BALANCE	2023-2024 23/24 BUDGET
*Shelton, KellyLCA						4,291
01-0000-0-3202-1150-1000-004-00000	INSTR	11,169		37,611	37,611-	30,891
*Duncan, Deni						6,307
*Moore, Erin						8,260
*Park, Kristin						8,920
*Pedro, Cessa						7,403
01-0000-0-3202-1150-1000-004-10005	INSTR					3,986
*Crowley, Ashley L						3,986
01-0000-0-3202-1150-1000-004-20005	INSTR					3,986
*Crowley, Ashley L						3,986
01-0000-0-3202-1150-3140-002-00000	HLTHSER		7,000		7,000	9,536
*Hall Keshia			7,000			
*Hall, Keshia						9,536
01-0000-0-3202-1150-3140-004-00000	HLTHSER		7,940		7,940	8,350
*Palmer, Trina			7,940			8,350
01-0000-0-3202-1300-4200-000-00506	SCH ATH					2,985
*Athletic Director						924
*Cheerleader Coach						660
*Head Basketball C						648
*Head Volleyball C						329
*Intraml Basketbal						235
*Intraml Bsktball						188
TOTAL:		259,473	423,132	396,043	27,089	601,578
3301 SOCIAL SECURITY CERTIFICATED						
01-0000-0-3301-0000-7150-000-00000	SUPT	7,146		4,370	4,370-	
01-0000-0-3301-1150-1000-000-00000	INSTR	3,976		6,460	6,460-	
01-0000-0-3301-1150-1000-002-00000	INSTR	7,074		6,279	6,279-	
01-0000-0-3301-1150-1000-004-00000	INSTR	1,838		1,643	1,643-	
TOTAL:		20,035		18,751	18,751-	
3302 SOCIAL SECURITY CLASSIFIED						
01-0000-0-3302-0000-2420-000-00000	INSTMED	2,601		3,351	3,351-	
01-0000-0-3302-0000-2420-004-00000	INSTMED		2,700		2,700	2,700
*Mott, Lisa			2,700			2,700
01-0000-0-3302-0000-2460-000-00000	TECHNLG	6,575	7,556	7,238	318	11,891
*			4,106			
*Bailey, Vianna						4,924
*Conner, Travis						3,584
*Connor, Travis			3,450			
*New Hire ?						3,382
01-0000-0-3302-0000-2700-000-00000	SCH ADM		4,536		4,536	11,784
*Culp, Denise			4,536			4,800
*Gibbons, Phyllis						3,610
*TBD						3,374
01-0000-0-3302-0000-2700-002-00000	SCH ADM	5,484	8,438	6,320	2,118	5,931
*Bonnet. Genevieve			2,758			
*Genevieve Bonnet						2,593
*Morgan, Darleen						363
*Pom, Vera			2,923			2,976

FUND :01 GENERAL FUND RESOURCE:0000 NO REPORTING REQUIREMENT

	FUNCTION	2021-2022 21/22 Unaud Act	2022-2023 22/23 WORK BUD	2022-2023 22/23 YTD ACT+EMCB	CALC: 3-4 2022-2023 22/23 BALANCE	2023-2024 23/24 BUDGET
*Smith, Ashlie			2,758			
01-0000-0-3302-0000-2700-004-00000	SCH ADM	6,577	9,485	7,716	1,769	9,580
*Clarke, Kaila			2,923			2,923
*Morgan, Darleen						3,240
*Morgan, Darlene			3,267			
*Morgan, Lesley			3,296			3,418
01-0000-0-3302-0000-7200-000-00000	GEN ADM	14,197	15,522	19,645	4,123-	17,068
*			3,675			
*Clerk TBD						4,126
*Emily Lipke						6,868
*Ramos, Steven			6,106			
*Tudor, Donna			5,741			6,074
01-0000-0-3302-0000-8200-000-00000	OPER	9,510	4,604	12,168	7,564-	4,412
*Olson, Gabe			4,604			
*Olson, Gabriel						4,412
01-0000-0-3302-0000-8200-002-00000	OPER	2,657	34,322	3,323	30,999	30,234
*Bontrager, Keri			1,259			
*Buker, Kayla			1,710			
*Byrd, Jessica						1,757
*Creager, Jim						2,814
*Filaccio, Richard			2,826			2,936
*Grant, Delaney			1,375			1,415
*Hall, Keshia			1,784			
*Higelin, John			2,457			
*JERRY, TRACEY			1,098			
*Jerry, Tracey						1,286
*Johnson, Misty			1,824			1,825
*Juelfs, Randi			1,676			1,723
*Kimball, Karri			1,898			1,952
*Kwasnikow, Shelin			1,297			1,334
*Osterberg, Christ			1,670			1,717
*Phyllis, Wood						3,049
*Rizzardo, Marissa			1,417			1,476
*Saul, Brittany			1,335			1,374
*Spencer,Laney			955			
*Stott, Kaitlyn						1,517
*Summer Help			620			
*Tanner, Jamie			1,417			
*Torres, Veronica			540			1,445
*Triplett, Barbara			649			
*Van Rheenen, Jenn			1,113			
*Ward, Wyatt			1,213			1,299
*Wood, Phyllis			2,824			
*YATES, ANDREA			1,366			
*Yates, Andrea						1,317
01-0000-0-3302-0000-8200-004-00000	OPER	5,460	11,600	3,516	8,085	14,948
*Ahonen, Peter			1,144			1,144
*BAILEY, TERRESSA			262			
*Barnes, Michelle						350
*Conner, Kiersten			865			889

FUND :01 GENERAL FUND RESOURCE:0000 NO REPORTING REQUIREMENT

	FUNCTION	2021-2022 21/22 Unaud Act	2022-2023 22/23 WORK BUD	2022-2023 22/23 YTD ACT+EMCB	CALC: 3-4 2022-2023 22/23 BALANCE	2023-2024 23/24 BUDGET
*DUERR, ABBYGAIL			717			
*Duff, Amber						184
*Heller, Darrin			2,457			2,706
*Heller, Mason			1,436			2,608
*McVae, Jason			2,886			
*McVae, Jason-Head						3,054
*Roberts, William						2,709
*Summer Help			620			
*Ward, Wyatt			1,213			1,304
01-0000-0-3302-1150-1000-000-00000	INSTR			1,147	1,147-	1,630
*Johnson, Jenna						1,630
01-0000-0-3302-1150-1000-000-00506	INSTR	860	992	1,457	465-	
*Extra Curricular			992			
01-0000-0-3302-1150-1000-002-00000	INSTR	18,263		24,405	24,405-	12,218
*Agbay, Mikayla						1,372
*Holland, Tiffany						2,014
*Johnson, Isabele						1,439
*McClure, Hailey						1,789
*Mikolajczyk, Cris						2,009
*O'Brien, Becky						1,946
*Perrin, Tawny						1,649
01-0000-0-3302-1150-1000-002-10005	INSTR					1,760
*Delafuente, Ana L						763
*Shelton, KellyLCA						997
01-0000-0-3302-1150-1000-002-20005	INSTR					1,760
*Delafuente, Ana L						763
*Shelton, KellyLCA						997
01-0000-0-3302-1150-1000-004-00000	INSTR	2,998		10,448	10,448-	7,178
*Duncan, Deni						1,466
*Moore, Erin						1,920
*Park, Kristin						2,073
*Pedro, Cessa						1,720
01-0000-0-3302-1150-1000-004-10005	INSTR					926
*Crowley, Ashley L						926
01-0000-0-3302-1150-1000-004-20005	INSTR					926
*Crowley, Ashley L						926
01-0000-0-3302-1150-3140-002-00000	HLTHSER		1,711		1,711	2,216
*Hall Keshia			1,711			
*Hall, Keshia						2,216
01-0000-0-3302-1150-3140-004-00000	HLTHSER		1,940		1,940	1,940
*Palmer, Trina			1,940			1,940
01-0000-0-3302-1300-4200-000-00506	SCH ATH					694
*Athletic Director						215
*Cheerleader Coach						153
*Head Basketball C						151
*Head Volleyball C						77
*Intraml Basketbal						55
*Intraml Bsktball						44
TOTAL:		75,183	103,406	100,734	2,672	139,797

3311 MEDICARE - CERTIFICATED

FUND :01 GENERAL FUND RESOURCE:0000 NO REPORTING REQUIREMENT

	FUNCTION	2021-2022 21/22 Unaud Act	2022-2023 22/23 WORK BUD	2022-2023 22/23 YTD ACT+EMCB	CALC: 3-4 2022-2023 22/23 BALANCE	2023-2024 23/24 BUDGET
01-0000-0-3311-0000-2700-000-00000	SCH ADM	199	2,224	25	2,199	2,313
*Berry, Jim			2,224			
*Rich, Sullivan						2,313
01-0000-0-3311-0000-2700-000-30002	SCH ADM					1,978
*Lorraine, Joling						1,978
01-0000-0-3311-0000-2700-002-00000	SCH ADM	1,568	2,001	1,858	143	2,519
*Amy, Dunlap						2,519
*Dunlap, Amy			2,001			
01-0000-0-3311-0000-2700-004-00000	SCH ADM	3,082	5,388	5,867	478-	3,480
*Fussel, Stacey						1,654
*Jankowski, Sarah			1,592			1,826
*Joling, Lorraine			1,654			
*Sullivan, Richard			2,142			
01-0000-0-3311-0000-7150-000-00000	SUPT	1,761		1,022	1,022-	
01-0000-0-3311-1150-1000-000-00000	INSTR	3,194	1,189	5,251	4,062-	
*			1,189			
01-0000-0-3311-1150-1000-000-10003	INSTR					217
*Extra Duty LCAP 1						217
01-0000-0-3311-1150-1000-000-20003	INSTR					435
*Extra Duty LCAP 2						217
*Extra Duty LCAP2.3						217
01-0000-0-3311-1150-1000-002-00000	INSTR	12,196	11,126	11,989	863-	6,183
*			44			
*Candaux, Kristen			1,245			
*Christensen, Susa			1,177			
*Dickson, Hunter			810			
*Freeze, Bailey			804			810
*Gliatto, Scott						1,272
*Graves, Jaime			1,122			
*Hale, Michelle			825			
*Hanna, Veronica			1,328			
*Lead Teacher- Eve						26
*Leyva, M.			810			
*Munson, Riley			810			
*Shelby, Karla						985
*Ski Club Advisor						18
*Summer School/Stu						73
*Turner, Jacob New						815
*Wilcox, Vanessa			879			886
*Zediker, Darbi			1,272			1,300
01-0000-0-3311-1150-1000-002-10002	INSTR					4,343
*Graves, JaimeLCAP						1,150
*Munson, RileyLCAP						815
*Stensether,Lean LCAP						1,189
*Stensether,Leanne						1,189
01-0000-0-3311-1150-1000-002-10004	INSTR					1,680
*Christensen, Susa						589
*Hale, MichelleLCA						427
*Hanna, VeronicaLC						664
01-0000-0-3311-1150-1000-002-20004	INSTR					1,680

FUND :01 GENERAL FUND RESOURCE:0000 NO REPORTING REQUIREMENT

	FUNCTION	2021-2022 21/22 Unaud Act	2022-2023 22/23 WORK BUD	2022-2023 22/23 YTD ACT+EMCB	CALC: 3-4 2022-2023 22/23 BALANCE	2023-2024 23/24 BUDGET
*Christensen, Susa						589
*Hale, MichelleLCA						427
*Hanna, VeronicaLC						664
01-0000-0-3311-1150-1000-004-00000	INSTR	22,911	24,268	29,541	5,273-	12,418
*			109			
*Black, Kayla			815			
*Freeze, Michele			138			138
*Fussel, Stacy			1,247			
*GATE Prog Coordin						53
*Gliatto, Scott			1,244			
*Heilmann, Kim			950			
*Heller, Katie						773
*Horvath, Cherly			1,247			
*Ireson, Megan			1,245			
*Johnson, Wayne			886			
*Johnston Wayne						917
*Justice, Tracy			1,355			
*Kendall, Kassandr						773
*Lead Teacher- Jac						34
*McCluskey, Carol			1,300			1,300
*McKay, Tammy			1,084			
*Mylan, Andrew			1,164			950
*Offord, Ryan New						773
*Orser, Don			804			1,162
*Perham, Jennifer						773
*Robles, Alaine			804			
*Sarti, Donya			1,355			
*Shack, Shannon			1,383			
*Singleton, Laura			1,020			1,057
*Solano, Juilie			1,217			
*Summer School/Stu						73
*Valarde, Kelley			1,340			
*Velarde-Winter Ke						1,217
*Wheeler, Kim			1,175			
*Wilhite, Cheryl			1,328			1,328
*Young, Kathryn			1,057			1,095
01-0000-0-3311-1150-1000-004-10002	INSTR					1,112
*McKay, TammyLCAP						1,112
01-0000-0-3311-1150-1000-004-10004	INSTR					407
*Black, Kayla LCAP						407
01-0000-0-3311-1150-1000-004-20002	INSTR					9,662
*Horvath, CherlyLC						1,245
*Justice, TracyLCA						1,355
*Robles, AlaineLCA						810
*Sarti, DonyaLCAP						1,355
*Schack, ShannaLCA						1,383
*Solano, JulieLCAP						1,217
*Wheeler, KimLCAP						1,175
*Yandell, Sandy LC						1,122
01-0000-0-3311-1150-1000-004-20004	INSTR					407

FUND :01 GENERAL FUND RESOURCE:0000 NO REPORTING REQUIREMENT

	FUNCTION	2021-2022 21/22 Unaud Act	2022-2023 22/23 WORK BUD	2022-2023 22/23 YTD ACT+EMCB	CALC: 3-4 2022-2023 22/23 BALANCE	2023-2024 23/24 BUDGET
*Black, Kayla LCAP						407
01-0000-0-3311-1150-3112-000-00000	COUN.CO		2,508		2,508	
*Coach 2			1,392			
*Tudor, A.			1,117			
01-0000-0-3311-1150-3140-000-00000	HLTHSER		1,156		1,156	1,078
*Melissa Casson			1,156			
*Tudor, Alyssa						1,078
01-0000-0-3311-1150-3140-000-30006	HLTHSER					1,239
*Casson, Melissa L						1,239
01-0000-0-3311-1150-4000-000-00000	ANCILSE	362		208	208-	136
*Graduation/Fundra						18
*Gym Supervisor						19
*Music Activities						53
*Outdoor School						3
*Student Activitie						26
*Yearbook Supervis						16
01-0000-0-3311-1150-4000-004-00000	ANCILSE	4				
01-0000-0-3311-1300-4200-000-00000	SCH ATH					52
*Athletic Laundry						16
*Cross Country Coa						18
*Track Coach						18
TOTAL:		45,277	49,860	55,760	5,900-	51,339
3312 MEDICARE - CLASSIFIED						
01-0000-0-3312-0000-2420-000-00000	INSTMED	608		784	784-	
01-0000-0-3312-0000-2420-004-00000	INSTMED		631		631	631
*Mott, Lisa			631			631
01-0000-0-3312-0000-2460-000-00000	TECHNLG	1,538	1,767	1,693	74	2,781
*			960			
*Bailey, Vianna						1,152
*Conner, Travis						838
*Connor, Travis			807			
*New Hire ?						791
01-0000-0-3312-0000-2700-000-00000	SCH ADM		1,061		1,061	2,756
*Culp, Denise			1,061			1,123
*Gibbons, Phyllis						844
*TBD						789
01-0000-0-3312-0000-2700-002-00000	SCH ADM	1,283	1,973	1,478	495	1,387
*Bonnet. Genevieve			645			
*Genevieve Bonnet						606
*Morgan, Darleen						85
*Pom, Vera			683			696
*Smith, Ashlie			645			
01-0000-0-3312-0000-2700-004-00000	SCH ADM	1,538	2,218	1,805	414	2,241
*Clarke, Kaila			683			683
*Morgan, Darleen						758
*Morgan, Darlene			764			
*Morgan, Lesley			771			799
01-0000-0-3312-0000-7200-000-00000	GEN ADM	3,320	3,630	4,594	964-	3,992
*			859			

FUND :01 GENERAL FUND RESOURCE:0000 NO REPORTING REQUIREMENT

	FUNCTION	2021-2022 21/22 Unaud Act	2022-2023 22/23 WORK BUD	2022-2023 22/23 YTD ACT+EMCB	CALC: 3-4 2022-2023 22/23 BALANCE	2023-2024 23/24 BUDGET
*Clerk TBD						965
*Emily Lipke						1,606
*Ramos, Steven			1,428			
*Tudor, Donna			1,343			1,421
01-0000-0-3312-0000-8200-000-00000	OPER	2,224	1,077	2,846	1,769-	1,032
*Olson, Gabe			1,077			
*Olson, Gabriel						1,032
01-0000-0-3312-0000-8200-002-00000	OPER	621	8,027	777	7,250	7,071
*Bontrager, Keri			295			
*Buker, Kayla			400			
*Byrd, Jessica						411
*Creager, Jim						658
*Filaccio, Richard			661			687
*Grant, Delaney			322			331
*Hall, Keshia			417			
*Higelin, John			575			
*JERRY, TRACEY			257			
*Jerry, Tracey						301
*Johnson, Misty			427			427
*Juelfs, Randi			392			403
*Kimball, Karri			444			457
*Kwasnikow, Shelin			303			312
*Osterberg, Christ			391			402
*Phyllis, Wood						713
*Rizzardo, Marissa			331			345
*Saul, Brittany			312			321
*Spencer,Laney			223			
*Stott, Kaitlyn						355
*Summer Help			145			
*Tanner, Jamie			331			
*Torres, Veronica			126			338
*Triplett, Barbara			152			
*Van Rheenen, Jenn			260			
*Ward, Wyatt			284			304
*Wood, Phyllis			661			
*YATES, ANDREA			319			
*Yates, Andrea						308
01-0000-0-3312-0000-8200-004-00000	OPER	1,277	2,713	822	1,891	3,496
*Ahonen, Peter			268			268
*BAILEY, TERRESSA			61			
*Barnes, Michelle						82
*Conner, Kiersten			202			208
*DUERR, ABBYGAIL			168			
*Duff, Amber						43
*Heller, Darrin			575			633
*Heller, Mason			336			610
*McVae, Jason			675			
*McVae, Jason-Head						714
*Roberts, William						634
*Summer Help			145			

FUND :01 GENERAL FUND RESOURCE:0000 NO REPORTING REQUIREMENT

	FUNCTION	2021-2022 21/22 Unaud Act	2022-2023 22/23 WORK BUD	2022-2023 22/23 YTD ACT+EMCB	CALC: 3-4 2022-2023 22/23 BALANCE	2023-2024 23/24 BUDGET
*Ward; Wyatt			284			305
01-0000-0-3312-1150-1000-000-00000	INSTR			268	268-	381
*Johnson, Jenna						381
01-0000-0-3312-1150-1000-000-00506	INSTR	201	232	341	109-	
*Extra Curricular			232			
01-0000-0-3312-1150-1000-002-00000	INSTR	4,271		5,708	5,708-	2,858
*Agbay, Mikayla						321
*Holland, Tiffany						471
*Johnson, Isabele						337
*McClure, Hailey						418
*Mikolajczyk, Cris						470
*O'Brien, Becky						455
*Perrin, Tawny						386
01-0000-0-3312-1150-1000-002-10005	INSTR					412
*Delafuente, Ana L						178
*Shelton, KellyLCA						233
01-0000-0-3312-1150-1000-002-20005	INSTR					412
*Delafuente, Ana L						178
*Shelton, KellyLCA						233
01-0000-0-3312-1150-1000-004-00000	INSTR	701		2,444	2,444-	1,679
*Duncan, Deni						343
*Moore, Erin						449
*Park, Kristin						485
*Pedro, Cessa						402
01-0000-0-3312-1150-1000-004-10005	INSTR					217
*Crowley, Ashley L						217
01-0000-0-3312-1150-1000-004-20005	INSTR					217
*Crowley, Ashley L						217
01-0000-0-3312-1150-3140-002-00000	HLTHSER		400		400	518
*Hall Keshia			400			
*Hall, Keshia						518
01-0000-0-3312-1150-3140-004-00000	HLTHSER		454		454	454
*Palmer, Trina			454			454
01-0000-0-3312-1300-4200-000-00506	SCH ATH					162
*Athletic Director						50
*Cheerleader Coach						36
*Head Basketball C						35
*Head Volleyball C						18
*Intraml Basketbal						13
*Intraml Bsktball						10
TOTAL:		17,583	24,184	23,559	625	32,694
3401 HEALTH & WELFARE CERTIFICATED						
01-0000-0-3401-0000-2700-000-00000	SCH ADM					13,200
Rich, Sullivan ,H&W						13,200
01-0000-0-3401-0000-2700-004-00000	SCH ADM	1,216		10,914	10,914-	14,300
Fussel, Stacey ,H&W						13,200
Jankowski, Sarah ,H&W						1,100
01-0000-0-3401-1150-1000-000-00000	INSTR	12,435		26,113	26,113-	
01-0000-0-3401-1150-1000-002-00000	INSTR	142,417	171,800	129,485	42,315	83,821

FUND :01 GENERAL FUND RESOURCE:0000 NO REPORTING REQUIREMENT

	FUNCTION	2021-2022 21/22 Unaud Act	2022-2023 22/23 WORK BUD	2022-2023 22/23 YTD ACT+EMCB	CALC: 3-4 2022-2023 22/23 BALANCE	2023-2024 23/24 BUDGET
Freeze, Bailey,H&W						13,200
Gliatto, Scott,H&W						17,821
Health & Welfare			171,800			
Shelby, Karla,H&W						13,200
Turner, Jacob New,H&W						13,200
Wilcox, Vanessa ,H&W						13,200
Zediker, Darbi,H&W						13,200
01-0000-0-3401-1150-1000-002-10002	INSTR					39,600
Graves, JaimeLCAP 1.2,H&W						13,200
Munson, RileyLCAP 1.2,H&W						13,200
Stensether, LeanneLCAP 1.2,H&W						13,200
01-0000-0-3401-1150-1000-002-10004	INSTR					24,421
Christensen, SusanLCAP 1.4,H&W						8,911
Hale, MichelleLCAP 1.4,H&W						6,600
Hanna, VeronicaLCAP 1.4,H&W						8,911
01-0000-0-3401-1150-1000-002-20004	INSTR					24,421
Christensen, SusanLCAP 2.4,H&W						8,911
Hale, MichelleLCAP 2.4,H&W						6,600
Hanna, VeronicaLCAP 2.4,H&W						8,911
01-0000-0-3401-1150-1000-004-00000	INSTR	342,327	490,661	377,245	113,416	174,046
Freeze, Michele,H&W						1,782
Health & Welfare			490,661			
Heller, Katie ,H&W						13,200
Johnston Wayne,H&W						13,200
Kendall, Kassandra ,H&W						13,200
McCluskey, Carol,H&W						17,821
Mylan, Andrew,H&W						13,200
Offord, Ryan New ,H&W						13,200
Orser, Don,H&W						13,200
Perham, Jennifer ,H&W						13,200
Singleton, Laura,H&W						13,200
Velarde-Winter Kelly,H&W						17,821
Wilhite, Cheryl,H&W						17,821
Young, Kathryn ,H&W						13,200
01-0000-0-3401-1150-1000-004-10002	INSTR					13,200
McKay, TammyLCAP 1.2,H&W						13,200
01-0000-0-3401-1150-1000-004-10004	INSTR					6,600
Black, Kayla LCAP 1.4,H&W						6,600
01-0000-0-3401-1150-1000-004-20002	INSTR					124,085
Horvath, CherlyLCAP 2.2,H&W						13,200
Justice, TracyLCAP 2.2,H&W						17,821
Robles, AlaineLCAP 2.2,H&W						13,200
Sarti, DonyaLCAP 2.2,H&W						17,821
Schack, ShannaLCAP 2.2,H&W						17,821
Solano, JulieLCAP 2.2,H&W						17,821
Wheeler, KimLCAP 2.2,H&W						13,200
Yandell, Sandy LCAP 2.2,H&W						13,200
01-0000-0-3401-1150-1000-004-20004	INSTR					6,600
Black, Kayla LCAP 2.4,H&W						6,600
01-0000-0-3401-1150-3112-000-00000	COUN.CO		27,200		27,200	

FUND :01 GENERAL FUND RESOURCE:0000 NO REPORTING REQUIREMENT

	FUNCTION	2021-2022 21/22 Unaud Act	2022-2023 22/23 WORK BUD	2022-2023 22/23 YTD ACT+EMCB	CALC: 3-4 2022-2023 22/23 BALANCE	2023-2024 23/24 BUDGET
DETAIL LINE			27,200			
01-0000-0-3401-1150-3140-000-00000	HLTHSER					13,200
Tudor, Alyssa,H&W						13,200
01-0000-0-3401-1150-3140-000-30006	HLTHSER					13,200
Casson,Melissa, H&W						13,200
TOTAL:		498,396	689,661	543,756	145,905	550,695
3402 HEALTH & WELFARE CLASSIFIED						
01-0000-0-3402-0000-2420-000-00000	INSTMED	12,697	25,200	13,200	12,000	
DETAIL LINE			25,200			
01-0000-0-3402-0000-2420-004-00000	INSTMED					13,200
Mott, Lisa ,H&W						13,200
01-0000-0-3402-0000-2460-000-00000	TECHNLG	25,600		26,400	26,400-	26,400
Bailey, Vianna,H&W						13,200
Conner, Travis ,H&W						13,200
01-0000-0-3402-0000-2700-000-00000	SCH ADM					26,400
Culp, Denise,H&W						13,200
Gibbons, Phyllis ,H&W						13,200
01-0000-0-3402-0000-2700-002-00000	SCH ADM	31,164	30,626	30,693	67-	13,200
DETAIL LINE			30,626			
Pom, Vera,H&W						13,200
01-0000-0-3402-0000-2700-004-00000	SCH ADM	39,608	39,087	36,244	2,843	47,388
Clarke, Kaila,H&W						11,746
DETAIL LINE			39,087			
Morgan, Darleen,H&W						17,821
Morgan, Lesley,H&W						17,821
01-0000-0-3402-0000-7200-000-00000	GEN ADM	42,932	51,007	47,182	3,825	17,821
DETAIL LINE			51,007			
Tudor, Donna ,H&W						17,821
01-0000-0-3402-0000-8200-000-00000	OPER	38,551		50,600	50,600-	13,200
Olson, Gabriel ,H&W						13,200
01-0000-0-3402-0000-8200-002-00000	OPER	13,326	21,094	15,400	5,694	116,292
Creager, Jim,H&W						13,200
DETAIL LINE			21,094			
Filaccio, Richard,H&W						13,200
Grant, Delaney,H&W						10,692
Jerry, Tracey,H&W						13,200
Johnson, Misty,H&W						13,200
Kimball, Karri,H&W						13,200
Phyllis, Wood,H&W						13,200
Stott, Kaitlyn ,H&W						13,200
Torres, Veronica,H&W						13,200
01-0000-0-3402-0000-8200-004-00000	OPER	26,977	27,571	16,082	11,489	77,680
Ahonen, Peter,H&W						13,200
Barnes, Michelle,H&W						11,619
Conner, Kiersten,H&W						61
DETAIL LINE			27,571			
Heller, Darrin,H&W						13,200
McVae, Jason-Head Maint,H&W						13,200
Roberts, William,H&W						13,200

FUND :01 GENERAL FUND RESOURCE:0000 NO REPORTING REQUIREMENT

	FUNCTION	2021-2022 21/22 Unaud Act	2022-2023 22/23 WORK BUD	2022-2023 22/23 YTD ACT+EMCB	CALC: 3-4 2022-2023 22/23 BALANCE	2023-2024 23/24 BUDGET
Ward, Wyatt,H&W						13,200
01-0000-0-3402-1150-1000-002-00000	INSTR	19,396	56,061	60,238	4,177-	66,000
Agbay, Mikayla,H&W						13,200
DETAIL LINE			56,061			
Holland, Tiffany,H&W						13,200
Mikolajczyk, Cristina,H&W						13,200
O'Brien, Becky,H&W						13,200
Perrin, Tawny,H&W						13,200
01-0000-0-3402-1150-1000-002-10005	INSTR					13,200
Delafuente,LCAP 1.5,H&W						6,600
Shelton, KellyLCAP 1.5,H&W						6,600
01-0000-0-3402-1150-1000-002-20005	INSTR					13,200
Delafuente, LCAP 2.5,H&W						6,600
Shelton, KellyLCAP 2.5,H&W						6,600
01-0000-0-3402-1150-1000-004-00000	INSTR	13,641	12,452	12,100	352	26,400
Crowley, Ashley ,H&W						13,200
DETAIL LINE			12,452			
Moore, Erin,H&W						13,200
01-0000-0-3402-1150-1000-004-10005	INSTR					6,600
Crowley, Ashley LCAP 1.5,H&W						6,600
01-0000-0-3402-1150-1000-004-20005	INSTR					6,600
Crowley, Ashley LCAP 2.5,H&W						6,600
01-0000-0-3402-1150-3140-002-00000	HLTHSER					13,200
Hall, Keshia,H&W						13,200
01-0000-0-3402-1150-3140-004-00000	HLTHSER		2,530		2,530	
DETAIL LINE			2,530			
TOTAL:		263,893	265,628	308,139	42,511-	496,781
3501 UNEMPLOYMENT - CERTIFICATED						
01-0000-0-3501-0000-2700-000-00000	SCH ADM	69	767	9	758	80
*Berry, Jim			767			
*Rich, Sullivan						80
01-0000-0-3501-0000-2700-000-30002	SCH ADM					68
*Lorraine, Joling						68
01-0000-0-3501-0000-2700-002-00000	SCH ADM	541	690	632	58	87
*Amy, Dunlap						87
*Dunlap, Amy			690			
01-0000-0-3501-0000-2700-004-00000	SCH ADM	1,063	1,858	2,000	142-	120
*Fussel, Stacey						57
*Jankowski, Sarah			549			63
*Joling, Lorraine			570			
*Sullivan, Richard			738			
01-0000-0-3501-0000-7150-000-00000	SUPT	607		352	352-	
01-0000-0-3501-1150-1000-000-00000	INSTR	1,101	410	1,807	1,397-	
*			410			
01-0000-0-3501-1150-1000-000-10003	INSTR					8
*Extra Duty LCAP 1						8
01-0000-0-3501-1150-1000-000-20003	INSTR					15
*Extra Duty LCAP 2						8
*Extra Duty LCAP2.3						8

FUND :01 GENERAL FUND RESOURCE:0000 NO REPORTING REQUIREMENT

	FUNCTION	2021-2022 21/22 Unaud Act	2022-2023 22/23 WORK BUD	2022-2023 22/23 YTD ACT+EMCB	CALC: 3-4 2022-2023 22/23 BALANCE	2023-2024 23/24 BUDGET
01-0000-0-3501-1150-1000-002-00000	INSTR	4,205	3,836	4,085	249-	213
*			15			
*Candaux, Kristen			429			
*Christensen, Susa			406			
*Dickson, Hunter			279			
*Freeze, Bailey			277			28
*Gliatto, Scott						44
*Graves, Jaime			387			
*Hale, Michelle			284			
*Hanna, Veronica			458			
*Lead Teacher- Eve						1
*Leyva, M.			279			
*Munson, Riley			279			
*Shelby, Karla						34
*Ski Club Advisor						1
*Summer School/Stu						3
*Turner, Jacob New						28
*Wilcox, Vanessa			303			31
*Zediker, Darbi			439			45
01-0000-0-3501-1150-1000-002-10002	INSTR					150
*Graves, JaimeLCAP						40
*Munson, RileyLCAP						28
*Stensether, Leann						41
*Stensether,Leanne						41
01-0000-0-3501-1150-1000-002-10004	INSTR					58
*Christensen, Susa						20
*Hale, MichelleLCA						15
*Hanna, VeronicaLC						23
01-0000-0-3501-1150-1000-002-20004	INSTR					58
*Christensen, Susa						20
*Hale, MichelleLCA						15
*Hanna, VeronicaLC						23
01-0000-0-3501-1150-1000-004-00000	INSTR	7,892	8,368	10,099	1,731-	428
*			38			
*Black, Kayla			281			
*Freeze, Michele			48			5
*Fussel, Stacy			430			
*GATE Prog Coordin						2
*Gliatto, Scott			429			
*Heilmann, Kim			328			
*Heller, Katie						27
*Horvath, Cherly			430			
*Ireson, Megan			429			
*Johnson, Wayne			305			
*Johnston Wayne						32
*Justice, Tracy			467			
*Kendall, Kassandr						27
*Lead Teacher- Jac						1
*McCluskey, Carol			448			45
*McKay, Tammy			374			

FUND :01 GENERAL FUND RESOURCE:0000 NO REPORTING REQUIREMENT

	FUNCTION	2021-2022 21/22 Unaud Act	2022-2023 22/23 WORK BUD	2022-2023 22/23 YTD ACT+EMCB	CALC: 3-4 2022-2023 22/23 BALANCE	2023-2024 23/24 BUDGET
*Mylan, Andrew			401			33
*Offord, Ryan New						27
*Orser, Don			277			40
*Perham, Jennifer						27
*Robles, Alaine			277			
*Sarti, Donya			467			
*Shack, Shannon			477			
*Singleton, Laura			352			36
*Solano, Juilie			420			
*Summer School/Stu						3
*Valarde, Kelley			462			
*Velarde-Winter Ke						42
*Wheeler, Kim			405			
*Wilhite, Cheryl			458			46
*Young, Kathryn			364			38
01-0000-0-3501-1150-1000-004-10002	INSTR					38
*McKay, TammyLCAP						38
01-0000-0-3501-1150-1000-004-10004	INSTR					14
*Black, Kayla LCAP						14
01-0000-0-3501-1150-1000-004-20002	INSTR					333
*Horvath, CherlyLC						43
*Justice, TracyLCA						47
*Robles, AlaineLCA						28
*Sarti, DonyaLCAP						47
*Schack, ShannaLCA						48
*Solano, JulieLCAP						42
*Wheeler, KimLCAP						41
*Yandell, Sandy LC						39
01-0000-0-3501-1150-1000-004-20004	INSTR					14
*Black, Kayla LCAP						14
01-0000-0-3501-1150-3112-000-00000	COUN.CO		865		865	
*Coach 2			480			
*Tudor, A.			385			
01-0000-0-3501-1150-3140-000-00000	HLTHSER		399		399	37
*Melissa Casson			399			
*Tudor, Alyssa						37
01-0000-0-3501-1150-3140-000-30006	HLTHSER					43
*Casson, Melissa L						43
01-0000-0-3501-1150-4000-000-00000	ANCILSE	125		72	72-	5
*Graduation/Fundra						1
*Gym Supervisor						1
*Music Activities						2
*Outdoor School						0
*Student Activitie						1
*Yearbook Supervis						1
01-0000-0-3501-1150-4000-004-00000	ANCILSE	1				
01-0000-0-3501-1300-4200-000-00000	SCH ATH					2
*Athletic Laundry						1
*Cross Country Coa						1
*Track Coach						1

FUND :01 GENERAL FUND RESOURCE:0000 NO REPORTING REQUIREMENT

	FUNCTION	2021-2022 21/22 Unaud Act	2022-2023 22/23 WORK BUD	2022-2023 22/23 YTD ACT+EMCB	CALC: 3-4 2022-2023 22/23 BALANCE	2023-2024 23/24 BUDGET
TOTAL:		15,604	17,193	19,056	1,863-	1,770
3502 UNEMPLOYMENT - CLASSIFIED						
01-0000-0-3502-0000-2420-000-00000	INSTMED	210		270	270-	
01-0000-0-3502-0000-2420-004-00000	INSTMED		218		218	22
*Mott, Lisa			218			22
01-0000-0-3502-0000-2460-000-00000	TECHNLG	530	609	575	34	96
*			331			
*Bailey, Vianna						40
*Conner, Travis						29
*Connor, Travis			278			
*New Hire ?						27
01-0000-0-3502-0000-2700-000-00000	SCH ADM		366		366	95
*Culp, Denise			366			39
*Gibbons, Phyllis						29
*TBD						27
01-0000-0-3502-0000-2700-002-00000	SCH ADM	442	680	487	193	48
*Bonnet. Genevieve			222			
*Genevieve Bonnet						21
*Morgan, Darleen						3
*Pom, Vera			236			24
*Smith, Ashlie			222			
01-0000-0-3502-0000-2700-004-00000	SCH ADM	530	765	620	145	77
*Clarke, Kaila			236			24
*Morgan, Darleen						26
*Morgan, Darlene			263			
*Morgan, Lesley			266			28
01-0000-0-3502-0000-7200-000-00000	GEN ADM	1,145	1,252	1,559	307-	138
*			296			
*Clerk TBD						33
*Emily Lipke						55
*Ramos, Steven			492			
*Tudor, Donna			463			49
01-0000-0-3502-0000-8200-000-00000	OPER	767	371	979	607-	36
*Olson, Gabe			371			
*Olson, Gabriel						36
01-0000-0-3502-0000-8200-002-00000	OPER	214	2,768	268	2,500	244
*Bontrager, Keri			102			
*Buker, Kayla			138			
*Byrd, Jessica						14
*Creager, Jim						23
*Filaccio, Richard			228			24
*Grant, Delaney			111			11
*Hall, Keshia			144			
*Higelin, John			198			
*JERRY, TRACEY			89			
*Jerry, Tracey						10
*Johnson, Misty			147			15
*Juelfs, Randi			135			14
*Kimball, Karri			153			16

FUND :01 GENERAL FUND RESOURCE:0000 NO REPORTING REQUIREMENT

	FUNCTION	2021-2022 21/22 Unaud Act	2022-2023 22/23 WORK BUD	2022-2023 22/23 YTD ACT+EMCB	CALC: 3-4 2022-2023 22/23 BALANCE	2023-2024 23/24 BUDGET
*Kwasnikow, Shelin			105			11
*Osterberg, Christ			135			14
*Phyllis, Wood						25
*Rizzardo, Marissa			114			12
*Saul, Brittany			108			11
*Spencer,Laney			77			
*Stott, Kaitlyn						12
*Summer Help			50			
*Tanner, Jamie			114			
*Torres, Veronica			44			12
*Triplett, Barbara			52			
*Van Rheenen, Jenn			90			
*Ward, Wyatt			98			10
*Wood, Phyllis			228			
*YATES, ANDREA			110			
*Yates, Andrea						11
01-0000-0-3502-0000-8200-004-00000	OPER	440	936	284	652	121
*Ahonen, Peter			92			9
*BAILEY, TERRESSA			21			
*Barnes, Michelle						3
*Conner, Kiersten			70			7
*DUERR, ABBYGAIL			58			
*Duff, Amber						1
*Heller, Darrin			198			22
*Heller, Mason			116			21
*McVae, Jason			233			
*McVae, Jason-Head						25
*Roberts, William						22
*Summer Help			50			
*Ward, Wyatt			98			11
01-0000-0-3502-1150-1000-000-00000	INSTR			93	93-	13
*Johnson, Jenna						13
01-0000-0-3502-1150-1000-000-00506	INSTR	69	80	118	38-	
*Extra Curricular			80			
01-0000-0-3502-1150-1000-002-00000	INSTR	1,473		1,952	1,952-	99
*Agbay, Mikayla						11
*Holland, Tiffany						16
*Johnson, Isabele						12
*McClure, Hailey						14
*Mikolajczyk, Cris						16
*O'Brien, Becky						16
*Perrin, Tawny						13
01-0000-0-3502-1150-1000-002-10005	INSTR					14
*Delafuente, Ana L						6
*Shelton, KellyLCA						8
01-0000-0-3502-1150-1000-002-20005	INSTR					14
*Delafuente, Ana L						6
*Shelton, KellyLCA						8
01-0000-0-3502-1150-1000-004-00000	INSTR	242		811	811-	58
*Duncan, Deni						12

FUND :01 GENERAL FUND RESOURCE:0000 NO REPORTING REQUIREMENT

	FUNCTION	2021-2022 21/22 Unaud Act	2022-2023 22/23 WORK BUD	2022-2023 22/23 YTD ACT+EMCB	CALC: 3-4 2022-2023 22/23 BALANCE	2023-2024 23/24 BUDGET
*Moore, Erin						15
*Park, Kristin						17
*Pedro, Cessa						14
01-0000-0-3502-1150-1000-004-10005	INSTR					7
*Crowley, Ashley L						7
01-0000-0-3502-1150-1000-004-20005	INSTR					7
*Crowley, Ashley L						7
01-0000-0-3502-1150-3140-002-00000	HLTHSER		138		138	18
*Hall Keshia			138			
*Hall, Keshia						18
01-0000-0-3502-1150-3140-004-00000	HLTHSER		156		156	16
*Palmer, Trina			156			16
01-0000-0-3502-1300-4200-000-00506	SCH ATH					6
*Athletic Director						2
*Cheerleader Coach						1
*Head Basketball C						1
*Head Volleyball C						1
*Intraml Basketbal						0
*Intraml Bsktball						0
TOTAL:		6,063	8,339	8,015	324	1,127
3601 WORKERS COMP - CERTIFICATED						
01-0000-0-3601-0000-2700-000-00000	SCH ADM	238	3,011	34	2,978	3,132
*Berry, Jim			3,011			
*Rich, Sullivan						3,132
01-0000-0-3601-0000-2700-000-30002	SCH ADM					2,678
*Lorraine, Joling						2,678
01-0000-0-3601-0000-2700-002-00000	SCH ADM	1,869	2,709	2,474	236	3,411
*Amy, Dunlap						3,411
*Dunlap, Amy			2,709			
01-0000-0-3601-0000-2700-004-00000	SCH ADM	3,672	7,296	7,847	551-	4,713
*Fussel, Stacey						2,240
*Jankowski, Sarah			2,156			2,473
*Joling, Lorraine			2,240			
*Sullivan, Richard			2,900			
01-0000-0-3601-0000-7150-000-00000	SUPT	2,099		1,384	1,384-	
01-0000-0-3601-1150-1000-000-00000	INSTR	3,806	1,610	7,096	5,486-	
*			1,610			
01-0000-0-3601-1150-1000-000-10003	INSTR					294
*Extra Duty LCAP 1						294
01-0000-0-3601-1150-1000-000-20003	INSTR					589
*Extra Duty LCAP 2						294
*Extra Duty LCAP2.3						294
01-0000-0-3601-1150-1000-002-00000	INSTR	14,533	15,065	16,075	1,010-	8,372
*			59			
*Candaux, Kristen			1,686			
*Christensen, Susa			1,594			
*Dickson, Hunter			1,096			
*Freeze, Bailey			1,089			1,096
*Gliatto, Scott						1,722

FUND :01 GENERAL FUND RESOURCE:0000 NO REPORTING REQUIREMENT

	FUNCTION	2021-2022 21/22 Unaud Act	2022-2023 22/23 WORK BUD	2022-2023 22/23 YTD ACT+EMCB	CALC: 3-4 2022-2023 22/23 BALANCE	2023-2024 23/24 BUDGET
*Graves, Jaime			1,520			
*Hale, Michelle			1,117			
*Hanna, Veronica			1,798			
*Lead Teacher- Eve						36
*Leyva, M.			1,096			
*Munson, Riley			1,096			
*Shelby, Karla						1,333
*Ski Club Advisor						24
*Summer School/Stu						98
*Turner, Jacob New						1,103
*Wilcox, Vanessa			1,190			1,199
*Zediker, Darbi			1,723			1,760
01-0000-0-3601-1150-1000-002-10002	INSTR					5,881
*Graves, JaimeLCAP						1,557
*Munson, RileyLCAP						1,103
*Stensether, Leann						1,610
*Stensether,Leanne						1,610
01-0000-0-3601-1150-1000-002-10004	INSTR					2,275
*Christensen, Susa						797
*Hale, MichelleLCA						579
*Hanna, VeronicaLC						899
01-0000-0-3601-1150-1000-002-20004	INSTR					2,275
*Christensen, Susa						797
*Hale, MichelleLCA						579
*Hanna, VeronicaLC						899
01-0000-0-3601-1150-1000-004-00000	INSTR	27,272	32,860	39,794	6,934-	16,814
*			147			
*Black, Kayla			1,103			
*Freeze, Michele			187			187
*Fussel, Stacy			1,689			
*GATE Prog Coordin						72
*Gliatto, Scott			1,685			
*Heilmann, Kim			1,287			
*Heller, Katie						1,047
*Horvath, Cherly			1,689			
*Ireson, Megan			1,686			
*Johnson, Wayne			1,199			
*Johnston Wayne						1,242
*Justice, Tracy			1,835			
*Kendall, Kassandr						1,047
*Lead Teacher- Jac						46
*McCluskey, Carol			1,760			1,760
*McKay, Tammy			1,468			
*Mylan, Andrew			1,576			1,287
*Offord, Ryan New						1,047
*Orser, Don			1,089			1,573
*Perham, Jennifer						1,047
*Robles, Alaine			1,089			
*Sarti, Donya			1,835			
*Shack, Shannon			1,872			

FUND :01 GENERAL FUND RESOURCE:0000 NO REPORTING REQUIREMENT

	FUNCTION	2021-2022 21/22 Unaud Act	2022-2023 22/23 WORK BUD	2022-2023 22/23 YTD ACT+EMCB	CALC: 3-4 2022-2023 22/23 BALANCE	2023-2024 23/24 BUDGET
*Singleton, Laura			1,381			1,431
*Solano, Juilie			1,648			
*Summer School/Stu						98
*Valarde, Kelley			1,815			
*Velarde-Winter Ke						1,648
*Wheeler, Kim			1,591			
*Wilhite, Cheryl			1,798			1,798
*Young, Kathryn			1,431			1,482
01-0000-0-3601-1150-1000-004-10002	INSTR					1,506
*McKay, TammyLCAP						1,506
01-0000-0-3601-1150-1000-004-10004	INSTR					552
*Black, Kayla LCAP						552
01-0000-0-3601-1150-1000-004-20002	INSTR					13,083
*Horvath, CherlyLC						1,686
*Justice, TracyLCA						1,835
*Robles, AlaineLCA						1,096
*Sarti, DonyaLCAP						1,835
*Schack, ShannaLCA						1,872
*Solano, JulieLCAP						1,648
*Wheeler, KimLCAP						1,591
*Yandell, Sandy LC						1,520
01-0000-0-3601-1150-1000-004-20004	INSTR					552
*Black, Kayla LCAP						552
01-0000-0-3601-1150-3112-000-00000	COUN.CO		3,396		3,396	
*Coach 2			1,884			
*Tudor, A.			1,512			
01-0000-0-3601-1150-3140-000-00000	HLTHSER		1,566		1,566	1,460
*Melissa Casson			1,566			
*Tudor, Alyssa						1,460
01-0000-0-3601-1150-3140-000-30006	HLTHSER					1,678
*Casson, Melissa L						1,678
01-0000-0-3601-1150-4000-000-00000	ANCILSE	430		282	282-	183
*Graduation/Fundra						25
*Gym Supervisor						26
*Music Activities						71
*Outdoor School						3
*Student Activitie						36
*Yearbook Supervis						22
01-0000-0-3601-1150-4000-004-00000	ANCILSE	5				
01-0000-0-3601-1300-4200-000-00000	SCH ATH					70
*Athletic Laundry						21
*Cross Country Coa						24
*Track Coach						24
TOTAL:		53,924	67,514	74,985	7,472-	69,517
3602 WORKERS COMP - CLASSIFIED						
01-0000-0-3602-0000-2420-000-00000	INSTMED	725		1,061	1,061-	
01-0000-0-3602-0000-2420-004-00000	INSTMED		855		855	855
*Mott, Lisa			855			855
01-0000-0-3602-0000-2460-000-00000	TECHNLG	1,832	2,393	2,258	135	3,765

FUND :01 GENERAL FUND RESOURCE:0000 NO REPORTING REQUIREMENT

	FUNCTION	2021-2022 21/22 Unaud Act	2022-2023 22/23 WORK BUD	2022-2023 22/23 YTD ACT+EMCB	CALC: 3-4 2022-2023 22/23 BALANCE	2023-2024 23/24 BUDGET
*			1,300			
*Bailey, Vianna						1,559
*Conner, Travis						1,135
*Connor, Travis			1,092			
*New Hire ?						1,071
01-0000-0-3602-0000-2700-000-00000	SCH ADM		1,437		1,437	3,732
*Culp, Denise			1,437			1,520
*Gibbons, Phyllis						1,143
*TBD						1,068
01-0000-0-3602-0000-2700-002-00000	SCH ADM	1,528	2,672	1,916	756	1,878
*Bonnet. Genevieve			873			
*Genevieve Bonnet						821
*Morgan, Darleen						115
*Pom, Vera			925			942
*Smith, Ashlie			873			
01-0000-0-3602-0000-2700-004-00000	SCH ADM	1,833	3,004	2,436	568	3,034
*Clarke, Kaila			925			925
*Morgan, Darleen						1,026
*Morgan, Darlene			1,035			
*Morgan, Lesley			1,044			1,082
01-0000-0-3602-0000-7200-000-00000	GEN ADM	3,957	4,915	6,120	1,205-	5,405
*			1,164			
*Clerk TBD						1,306
*Emily Lipke						2,175
*Ramos, Steven			1,934			
*Tudor, Donna			1,818			1,924
01-0000-0-3602-0000-8200-000-00000	OPER	2,650	1,458	3,843	2,385-	1,397
*Olson, Gabe			1,458			
*Olson, Gabriel						1,397
01-0000-0-3602-0000-8200-002-00000	OPER	740	10,869	1,052	9,817	9,574
*Bontrager, Keri			399			
*Buker, Kayla			541			
*Byrd, Jessica						556
*Creager, Jim						891
*Filaccio, Richard			895			930
*Grant, Delaney			435			448
*Hall, Keshia			565			
*Higelin, John			778			
*JERRY, TRACEY			348			
*Jerry, Tracey						407
*Johnson, Misty			578			578
*Juelfs, Randi			531			545
*Kimball, Karri			601			618
*Kwasnikow, Shelin			411			422
*Osterberg, Christ			529			544
*Phyllis, Wood						966
*Rizzardo, Marissa			449			467
*Saul, Brittany			423			435
*Spencer,Laney			302			
*Stott, Kaitlyn						480

FUND :01 GENERAL FUND RESOURCE:0000 NO REPORTING REQUIREMENT

	FUNCTION	2021-2022 21/22 Unaud Act	2022-2023 22/23 WORK BUD	2022-2023 22/23 YTD ACT+EMCB	CALC: 3-4 2022-2023 22/23 BALANCE	2023-2024 23/24 BUDGET
*Summer Help			196			
*Tanner, Jamie			449			
*Torres, Veronica			171			458
*Triplett, Barbara			205			
*Van Rheenen, Jenn			353			
*Ward, Wyatt			384			411
*Wood, Phyllis			894			
*YATES, ANDREA			432			
*Yates, Andrea						417
01-0000-0-3602-0000-8200-004-00000	OPER	1,522	3,674	1,113	2,560	4,734
*Ahonen, Peter			362			362
*BAILEY, TERRESSA			83			
*Barnes, Michelle						111
*Conner, Kiersten			274			282
*DUERR, ABBYGAIL			227			
*Duff, Amber						58
*Heller, Darrin			778			857
*Heller, Mason			455			826
*McVae, Jason			914			
*McVae, Jason-Head						967
*Roberts, William						858
*Summer Help			196			
*Ward, Wyatt			384			413
01-0000-0-3602-1150-1000-000-00000	INSTR			363	363-	516
*Johnson, Jenna						516
01-0000-0-3602-1150-1000-000-00506	INSTR	240	314	461	147-	
*Extra Curricular			314			
01-0000-0-3602-1150-1000-002-00000	INSTR	5,090		7,665	7,665-	3,869
*Agbay, Mikayla						435
*Holland, Tiffany						638
*Johnson, Isabele						456
*McClure, Hailey						567
*Mikolajczyk, Cris						636
*O'Brien, Becky						616
*Perrin, Tawny						522
01-0000-0-3602-1150-1000-002-10005	INSTR					557
*Delafuente, Ana L						242
*Shelton, KellyLCA						316
01-0000-0-3602-1150-1000-002-20005	INSTR					557
*Delafuente, Ana L						242
*Shelton, KellyLCA						316
01-0000-0-3602-1150-1000-004-00000	INSTR	836		3,184	3,184-	2,273
*Duncan, Deni						464
*Moore, Erin						608
*Park, Kristin						656
*Pedro, Cessa						545
01-0000-0-3602-1150-1000-004-10005	INSTR					293
*Crowley, Ashley L						293
01-0000-0-3602-1150-1000-004-20005	INSTR					293
*Crowley, Ashley L						293

FUND :01 GENERAL FUND RESOURCE:0000 NO REPORTING REQUIREMENT

	FUNCTION	2021-2022 21/22 Unaud Act	2022-2023 22/23 WORK BUD	2022-2023 22/23 YTD ACT+EMCB	CALC: 3-4 2022-2023 22/23 BALANCE	2023-2024 23/24 BUDGET
01-0000-0-3602-1150-3140-002-00000	HLTHSER		542		542	702
*Hall Keshia			542			
*Hall, Keshia						702
01-0000-0-3602-1150-3140-004-00000	HLTHSER		614		614	614
*Palmer, Trina			614			614
01-0000-0-3602-1300-4200-000-00506	SCH ATH					220
*Athletic Director						68
*Cheerleader Coach						49
*Head Basketball C						48
*Head Volleyball C						24
*Intraml Basketbal						17
*Intraml Bsktball						14
TOTAL:		20,953	32,746	31,473	1,274	44,271
3701 OPEB, ALLOCATED, CERTIFICATED						
01-0000-0-3701-0000-2700-000-00000	SCH ADM	11,770				
01-0000-0-3701-0000-7150-000-00000	SUPT	4,204				
01-0000-0-3701-0000-7600-000-00000	OTH G&A		121,853	67,664	54,189	121,853
DETAIL LINE			121,853			121,853
01-0000-0-3701-1150-1000-000-00000	INSTR	133,048				
01-0000-0-3701-5760-1120-000-00000	SE RSP	6,922				
01-0000-0-3701-7110-1000-000-00000	INSTR	130				
TOTAL:		156,073	121,853	67,664	54,189	121,853
3702 OPEB, ALLOCATED, CLASSIFIED						
01-0000-0-3702-0000-2420-000-00000	INSTMED	1,309				
01-0000-0-3702-0000-2460-000-00000	TECHNLG	3,642				
01-0000-0-3702-0000-2700-000-00000	SCH ADM	6,349				
01-0000-0-3702-0000-7200-000-00000	GEN ADM	7,312				
01-0000-0-3702-0000-7600-000-00000	OTH G&A		145,314	35,040	110,274	145,314
DETAIL LINE			145,314			145,314
01-0000-0-3702-0000-8200-000-00000	OPER	10,935				
01-0000-0-3702-1150-1000-000-00000	INSTR	27,594				
01-0000-0-3702-5760-1120-000-00000	SE RSP	1,706				
01-0000-0-3702-7110-1000-000-00000	INSTR	4,796				
01-0000-0-3702-7110-2100-000-00000	INST SU	1,484				
TOTAL:		65,128	145,314	35,040	110,274	145,314
3751 OPEB,ACT. EMP., CERTIFICATED						
01-0000-0-3751-0000-2700-000-00000	SCH ADM	10,229				
01-0000-0-3751-0000-7150-000-00000	SUPT	2,557				
01-0000-0-3751-1150-1000-000-00000	INSTR	53,702				
01-0000-0-3751-5760-1120-000-00000	SE RSP	2,557				
TOTAL:		69,045				
3752 OPEB,ACT. EMP., CLASSIFIED						
01-0000-0-3752-0000-2700-000-00000	SCH ADM	5,114				
01-0000-0-3752-0000-7200-000-00000	GEN ADM	5,114				
01-0000-0-3752-0000-8200-000-00000	OPER	2,557				
TOTAL:		12,786				
3901 OTHER BENEFITS CERTIFICATED						

FUND :01 GENERAL FUND RESOURCE:0000 NO REPORTING REQUIREMENT

	FUNCTION	2021-2022 21/22 Unaud Act	2022-2023 22/23 WORK BUD	2022-2023 22/23 YTD ACT+EMCB	CALC: 3-4 2022-2023 22/23 BALANCE	2023-2024 23/24 BUDGET
01-0000-0-3901-0000-2700-002-00000	SCH ADM	1,382		1,275	1,275-	
01-0000-0-3901-0000-2700-004-00000	SCH ADM	2,050		2,922	2,922-	
01-0000-0-3901-0000-7150-000-00000	SUPT	1,033		1,292	1,292-	
TOTAL:		4,465		5,489	5,489-	
TOTAL: 3xxx		2,144,914	2,605,605	2,426,747	178,858	2,932,997
4100 APPRVD TEXTBKS/CORE CURRICULA						
01-0000-0-4100-1150-1000-002-00000	INSTR			10,521	10,521-	
01-0000-0-4100-1150-1000-004-00000	INSTR	118				
01-0000-0-4100-1639-1000-004-00000	INSTR			12,895	12,895-	
TOTAL:		118		23,417	23,417-	
4110 SOFTWARE - CURRICULA/SBE APPRV						
01-0000-0-4110-1150-1000-004-00000	INSTR			288	288-	
TOTAL:				288	288-	
4200 BOOKS AND REFERENCE MATERIALS						
01-0000-0-4200-1150-1000-002-00000	INSTR	3,268		4,363	4,363-	
01-0000-0-4200-1150-1000-004-00000	INSTR			476	476-	
TOTAL:		3,268		4,839	4,839-	
4210 SOFTWARE - REFERENCE/CURRICULA						
01-0000-0-4210-1150-1000-002-00000	INSTR			1,800	1,800-	
TOTAL:				1,800	1,800-	
4300 SUPPLIES						
01-0000-0-4300-0000-2420-000-00000	INSTMED	444		86	86-	
01-0000-0-4300-0000-2460-000-00000	TECHNLG	9,783	5,000	2,868	2,132	5,000
DETAIL LINE			5,000			5,000
01-0000-0-4300-0000-2700-000-00000	SCH ADM	217		145	145-	
01-0000-0-4300-0000-2700-002-00000	SCH ADM	9,265	5,000	23,220	18,220-	5,000
DETAIL LINE			5,000			5,000
01-0000-0-4300-0000-2700-004-00000	SCH ADM	18,011	7,500	51,878	44,378-	7,500
DETAIL LINE			7,500			7,500
01-0000-0-4300-0000-3140-000-00000	HLTHSER			125	125-	
01-0000-0-4300-0000-7110-000-00000	BOARD		200	4,235	4,035-	200
DETAIL LINE			200			200
01-0000-0-4300-0000-7150-000-00000	SUPT		5,000		5,000	5,000
DETAIL LINE			5,000			5,000
01-0000-0-4300-0000-7200-000-00000	GEN ADM	14,575	6,000	40,076	34,076-	6,000
DETAIL LINE			6,000			6,000
01-0000-0-4300-0000-7200-000-02460	GEN ADM			3,086	3,086-	
01-0000-0-4300-0000-7200-004-00000	GEN ADM			1,323	1,323-	
01-0000-0-4300-0000-8110-000-00000	MAINT	6,781	10,000	19,409	9,409-	10,000
DETAIL LINE			10,000			10,000
01-0000-0-4300-0000-8110-002-00000	MAINT	81	5,400	2,124	3,276	5,400
DETAIL LINE			5,400			5,400
01-0000-0-4300-0000-8110-004-00000	MAINT	600	5,400	3,688	1,712	5,400
DETAIL LINE			5,400			5,400

FUND :01 GENERAL FUND RESOURCE:0000 NO REPORTING REQUIREMENT

	FUNCTION	2021-2022 21/22 Unaud Act	2022-2023 22/23 WORK BUD	2022-2023 22/23 YTD ACT+EMCB	CALC: 3-4 2022-2023 22/23 BALANCE	2023-2024 23/24 BUDGET
01-0000-0-4300-0000-8200-000-00000	OPER	658	1,000	677	323	1,000
DETAIL LINE			1,000			1,000
01-0000-0-4300-0000-8200-002-00000	OPER	35,679	45,000	39,090	5,910	45,000
DETAIL LINE			45,000			45,000
01-0000-0-4300-0000-8200-004-00000	OPER	35,858	45,000	63,518	18,518-	45,000
DETAIL LINE			45,000			45,000
01-0000-0-4300-1150-1000-000-00000	INSTR	1,273		485	485-	
01-0000-0-4300-1150-1000-000-02420	INSTR	381	300		300	300
DETAIL LINE			300			300
01-0000-0-4300-1150-1000-000-02460	INSTR	3,513	5,000	1,238	3,762	5,000
DETAIL LINE			5,000			5,000
01-0000-0-4300-1150-1000-002-00000	INSTR	35,515	37,000	42,769	5,769-	37,000
DETAIL LINE			37,000			37,000
01-0000-0-4300-1150-1000-002-01137	INSTR	145		441	441-	
01-0000-0-4300-1150-1000-002-08086	INSTR	314		307	307-	
01-0000-0-4300-1150-1000-004-00000	INSTR	37,404	35,000	58,840	23,840-	35,000
DETAIL LINE			35,000			35,000
01-0000-0-4300-1150-1000-004-00506	INSTR	4,619	6,000	12,174	6,174-	6,000
DETAIL LINE			6,000			6,000
01-0000-0-4300-1150-1000-004-00605	INSTR	1,158		1,118	1,118-	
01-0000-0-4300-1150-1000-004-01006	INSTR		500		500	500
DETAIL LINE			500			500
01-0000-0-4300-1150-1000-004-01108	INSTR	1,225				
01-0000-0-4300-1150-1000-004-01138	INSTR	1,760	2,000	2,185	185-	2,000
DETAIL LINE			2,000			2,000
01-0000-0-4300-1150-1000-004-02460	INSTR			98	98-	
01-0000-0-4300-1150-1000-004-07075	INSTR			593	593-	
01-0000-0-4300-1150-1000-004-08086	INSTR	3,818	3,500	6,845	3,345-	3,500
DETAIL LINE			3,500			3,500
01-0000-0-4300-1150-2420-000-00000	INSTMED	3,086	2,500	717	1,783	2,500
DETAIL LINE			2,500			2,500
01-0000-0-4300-1150-2420-004-00000	INSTMED			2,144	2,144-	
01-0000-0-4300-1150-2460-004-00000	TECHNLG			118	118-	
01-0000-0-4300-1150-3140-000-00000	HLTHSER	3,388	3,500	8,142	4,642-	3,500
DETAIL LINE			3,500			3,500
01-0000-0-4300-1150-3140-004-00000	HLTHSER	75		1,300	1,300-	
01-0000-0-4300-1150-8200-002-00000	OPER			415	415-	
TOTAL:		229,624	235,800	395,476	159,676-	235,800
4350 OFFICE SUPPLIES						
01-0000-0-4350-0000-2700-002-00000	SCH ADM	1,043				
01-0000-0-4350-0000-2700-004-00000	SCH ADM	282		127	127-	
TOTAL:		1,324		127	127-	
4400 NON-CAPITALIZED EQUIP.						
01-0000-0-4400-0000-2460-000-00000	TECHNLG	3,198		11,264	11,264-	
01-0000-0-4400-0000-2700-002-00000	SCH ADM	33,069				
01-0000-0-4400-0000-2700-003-00000	SCH ADM			970	970-	
01-0000-0-4400-0000-2700-004-00000	SCH ADM	34,115		12,070	12,070-	
01-0000-0-4400-0000-7200-000-00000	GEN ADM	6,630		41,239	41,239-	

FUND :01 GENERAL FUND RESOURCE:0000 NO REPORTING REQUIREMENT

	FUNCTION	2021-2022 21/22 Unaud Act	2022-2023 22/23 WORK BUD	2022-2023 22/23 YTD ACT+EMCB	CALC: 3-4 2022-2023 22/23 BALANCE	2023-2024 23/24 BUDGET
01-0000-0-4400-0000-8110-000-00000	MAINT	1,635		3,198	3,198-	
01-0000-0-4400-0000-8110-002-00000	MAINT	1,562				
01-0000-0-4400-0000-8500-000-00000	FAC ACQ			9,141	9,141-	
01-0000-0-4400-1150-1000-004-00000	INSTR	4,902				
01-0000-0-4400-1150-1000-004-08086	INSTR	3,743				
01-0000-0-4400-1150-2420-004-00000	INSTMED			1,171	1,171-	
TOTAL:		88,853		79,055	79,055-	
TOTAL: 4xxx		323,188	235,800	505,001	269,201-	235,800
5200 TRAVEL & CONFERENCE						
01-0000-0-5200-0000-2700-000-00000	SCH ADM	1,500				
01-0000-0-5200-0000-2700-002-00000	SCH ADM			1,367	1,367-	
01-0000-0-5200-0000-2700-004-00000	SCH ADM	1,000		4,750	4,750-	
01-0000-0-5200-0000-2700-004-00404	SCH ADM		6,000		6,000	
DETAIL LINE			6,000			
01-0000-0-5200-0000-3140-000-00000	HLTHSER	675		2,375	2,375-	
01-0000-0-5200-0000-7100-000-00000	BRD SUP			100	100-	
01-0000-0-5200-0000-7110-000-00000	BOARD	424	500	398	102	500
DETAIL LINE			500			500
01-0000-0-5200-0000-7150-000-00000	SUPT	785	2,000	3,198	1,198-	2,000
DETAIL LINE			2,000			2,000
01-0000-0-5200-0000-7200-000-00000	GEN ADM	700	3,000	2,696	304	3,000
DETAIL LINE			3,000			3,000
01-0000-0-5200-1150-1000-000-00000	INSTR	300	59,000	1,080	57,920	2,000
DETAIL LINE			59,000			2,000
01-0000-0-5200-1150-1000-002-00000	INSTR	5,010		5,927	5,927-	
01-0000-0-5200-1150-1000-002-40003	INSTR					10,000
LCAP 4.3 Staff training						10,000
01-0000-0-5200-1150-1000-004-00000	INSTR	9,438		5,175	5,175-	
01-0000-0-5200-1150-1000-004-08086	INSTR	116				
01-0000-0-5200-1150-1000-004-40003	INSTR					10,000
LCAP 4.3 Staff training						10,000
TOTAL:		19,949	70,500	27,066	43,434	27,500
5300 DUES & MEMBERSHIPS						
01-0000-0-5300-0000-2460-000-00000	TECHNLG	1,000				
01-0000-0-5300-0000-2700-000-00000	SCH ADM	177				
01-0000-0-5300-0000-2700-004-00000	SCH ADM		300		300	300
DETAIL LINE			300			300
01-0000-0-5300-0000-3140-000-00000	HLTHSER			124	124-	
01-0000-0-5300-0000-7100-000-00000	BRD SUP	9,885				
01-0000-0-5300-0000-7110-000-00000	BOARD		250	1,675	1,425-	250
DETAIL LINE			250			250
01-0000-0-5300-0000-7200-000-00000	GEN ADM	2,219	3,000	2,249	751	3,000
DETAIL LINE			3,000			3,000
01-0000-0-5300-1150-1000-004-08086	INSTR			151	151-	
TOTAL:		13,281	3,550	4,199	649-	3,550
5400 INSURANCE						

FUND :01 GENERAL FUND RESOURCE:0000 NO REPORTING REQUIREMENT

	FUNCTION	2021-2022 21/22 Unaud Act	2022-2023 22/23 WORK BUD	2022-2023 22/23 YTD ACT+EMCB	CALC: 3-4 2022-2023 22/23 BALANCE	2023-2024 23/24 BUDGET
01-0000-0-5400-0000-7200-000-00000	GEN ADM	116,499	120,000	127,532	7,532-	120,000
DETAIL LINE			120,000			120,000
01-0000-0-5400-1150-1000-000-00000	INSTR	5,472	5,600	5,626	26-	5,600
DETAIL LINE			5,600			5,600
01-0000-0-5400-1150-1000-004-00000	INSTR			229	229-	
TOTAL:		121,971	125,600	133,386	7,786-	125,600
5500 OPERATION & HOUSEKEEPING SERV						
01-0000-0-5500-0000-8110-000-00000	MAINT	2,236		2,550	2,550-	
01-0000-0-5500-0000-8110-002-00000	MAINT	3,231		3,424	3,424-	
01-0000-0-5500-0000-8110-004-00000	MAINT	3,076		3,196	3,196-	
01-0000-0-5500-0000-8200-000-00000	OPER	10,158	12,000	15,970	3,970-	12,000
DETAIL LINE			12,000			12,000
01-0000-0-5500-0000-8200-004-00000	OPER	228				
TOTAL:		18,928	12,000	25,140	13,140-	12,000
5515 NATURAL GAS/PROPANE						
01-0000-0-5515-0000-8200-002-00000	OPER	20,893	23,000	26,000	3,000-	23,000
DETAIL LINE			23,000			23,000
01-0000-0-5515-0000-8200-004-00000	OPER	47,869	50,000	70,040	20,040-	50,000
DETAIL LINE			50,000			50,000
TOTAL:		68,762	73,000	96,040	23,040-	73,000
5520 ELECTRICITY						
01-0000-0-5520-0000-8200-000-00000	OPER	1,263	6,000	8,000	2,000-	6,000
DETAIL LINE			6,000			6,000
01-0000-0-5520-0000-8200-002-00000	OPER	41,954	47,000	49,000	2,000-	47,000
DETAIL LINE			47,000			47,000
01-0000-0-5520-0000-8200-004-00000	OPER	74,581	76,000	78,193	2,193-	76,000
DETAIL LINE			76,000			76,000
TOTAL:		117,798	129,000	135,193	6,193-	129,000
5530 WATER&/OR SEWAGE						
01-0000-0-5530-0000-8200-000-00000	OPER	2,305	16,000	6,000	10,000	8,000
DETAIL LINE			16,000			8,000
01-0000-0-5530-0000-8200-002-00000	OPER	13,278	33,000	19,000	14,000	20,000
DETAIL LINE			33,000			20,000
01-0000-0-5530-0000-8200-004-00000	OPER	28,794	12,000	35,000	23,000-	12,000
DETAIL LINE			12,000			12,000
TOTAL:		44,378	61,000	60,000	1,000	40,000
5550 DISPOSAL/GARBAGE REMOVAL						
01-0000-0-5550-0000-8200-002-00000	OPER	12,231	13,000	13,000		13,000
DETAIL LINE			13,000			13,000
01-0000-0-5550-0000-8200-004-00000	OPER	12,092		15,000	15,000-	
TOTAL:		24,323	13,000	28,000	15,000-	13,000
5600 RENTALS, LEASES & REPAIRS,N.C.						
01-0000-0-5600-0000-2700-002-00000	SCH ADM	6,923	7,000	5,990	1,010	7,000
DETAIL LINE			7,000			7,000

FUND :01 GENERAL FUND RESOURCE:0000 NO REPORTING REQUIREMENT

	FUNCTION	2021-2022 21/22 Unaud Act	2022-2023 22/23 WORK BUD	2022-2023 22/23 YTD ACT+EMCB	CALC: 3-4 2022-2023 22/23 BALANCE	2023-2024 23/24 BUDGET
01-0000-0-5600-0000-2700-004-00000	SCH ADM	10,677	10,000	13,163	3,163-	10,000
DETAIL LINE			10,000			10,000
01-0000-0-5600-0000-7200-000-00000	GEN ADM	2,419	3,000	1,704	1,296	3,000
DETAIL LINE			3,000			3,000
01-0000-0-5600-0000-8110-000-00000	MAINT	9,762	20,000	34,043	14,043-	20,000
DETAIL LINE			20,000			20,000
01-0000-0-5600-0000-8110-002-00000	MAINT	713	3,000	2,143	858	3,000
DETAIL LINE			3,000			3,000
01-0000-0-5600-0000-8110-004-00000	MAINT	3,420	9,000	9,323	323-	9,000
DETAIL LINE			9,000			9,000
01-0000-0-5600-0000-8200-000-00000	OPER			12	12-	
01-0000-0-5600-0000-8200-002-00000	OPER			2	2-	
01-0000-0-5600-0000-8200-004-00000	OPER			8	8-	
01-0000-0-5600-1150-1000-002-00000	INSTR	10,481	12,000	10,728	1,272	12,000
DETAIL LINE			12,000			12,000
01-0000-0-5600-1150-1000-004-00000	INSTR	27,015	26,000	30,539	4,539-	26,000
DETAIL LINE			26,000			26,000
01-0000-0-5600-1150-1000-004-08086	INSTR	140		3,914	3,914-	
TOTAL:		71,550	90,000	111,569	21,569-	90,000
5710 TRANSFERS OF DIRECT COSTS						
01-0000-0-5710-1150-1000-000-00000	INSTR					875,064-
MOVE TO 1100						20,000-
move PR to 0053						217,646-
move PR to 1400						50,000-
move to 3310						162,563-
move to 4127						34,037-
move to 6053						248,604-
move to 6300						142,214-
TOTAL:						875,064-
5800 PROFES'L/CONSULTG SVCS/OP EXP						
01-0000-0-5800-0000-2460-000-00000	TECHNLG	28,275	50,000	38,483	11,517	40,000
DETAIL LINE			50,000			40,000
01-0000-0-5800-0000-2700-004-00000	SCH ADM			102	102-	
01-0000-0-5800-0000-3110-000-00000	GUIDCNS	129,269	135,000	142,025	7,025-	
DETAIL LINE			135,000			
01-0000-0-5800-0000-3110-000-30001	GUIDCNS					135,000
LCAP 3.1 Remi-Vista						135,000
01-0000-0-5800-0000-3900-000-00000	PUPSERV			24,210	24,210-	
01-0000-0-5800-0000-3900-000-30007	PUPSERV					36,700
LCAP 3.7 Resource Officer						36,700
01-0000-0-5800-0000-7110-000-00000	BOARD	69,701	100,000	104,873	4,873-	100,000
DETAIL LINE			100,000			100,000
01-0000-0-5800-0000-7190-000-00000	EXT.AUD	15,900	20,000	14,610	5,390	20,000
DETAIL LINE			20,000			20,000
01-0000-0-5800-0000-7200-000-00000	GEN ADM	171,130	95,000	134,542	39,542-	76,725
DETAIL LINE			95,000			76,725
01-0000-0-5800-0000-7200-000-30005	GEN ADM					18,275
LCAP 3.5 Aeries						18,275

FUND :01 GENERAL FUND RESOURCE:0000 NO REPORTING REQUIREMENT

	FUNCTION	2021-2022 21/22 Unaud Act	2022-2023 22/23 WORK BUD	2022-2023 22/23 YTD ACT+EMCB	CALC: 3-4 2022-2023 22/23 BALANCE	2023-2024 23/24 BUDGET
01-0000-0-5800-0000-7200-000-40001	GEN ADM					15,000
LCAP 4.1						15,000
01-0000-0-5800-0000-7200-002-00000	GEN ADM	2		2	2-	
01-0000-0-5800-0000-7200-004-00000	GEN ADM	5				
01-0000-0-5800-0000-7700-000-00000	DATA PR		5,000	224	4,776	1,000
DETAIL LINE			5,000			1,000
01-0000-0-5800-0000-8110-000-00000	MAINT		1,000		1,000	1,000
DETAIL LINE			1,000			1,000
01-0000-0-5800-0000-8200-000-00000	OPER	4,102	30,000	3,128	26,872	10,000
DETAIL LINE			30,000			10,000
01-0000-0-5800-0000-8500-000-00000	FAC ACQ	330				
01-0000-0-5800-1110-2460-000-00000	TECHNLG	2,461		2,468	2,468-	
01-0000-0-5800-1150-1000-000-00000	INSTR	38,285	53,000	25,179	27,821	28,000
DETAIL LINE			53,000			28,000
01-0000-0-5800-1150-1000-000-02460	INSTR	140		6,229	6,229-	
01-0000-0-5800-1150-1000-002-00000	INSTR	11,750	24,000	43,931	19,931-	13,728
DETAIL LINE			24,000			13,728
01-0000-0-5800-1150-1000-002-08086	INSTR			210	210-	
01-0000-0-5800-1150-1000-002-10001	INSTR					5,136
LCAP 1.1 ELA Benchmark						5,136
01-0000-0-5800-1150-1000-002-20001	INSTR					5,136
LCAP 2.1 Benchmark						5,136
01-0000-0-5800-1150-1000-004-00000	INSTR	12,541	16,500	47,739	31,239-	6,228
DETAIL LINE			16,500			6,228
01-0000-0-5800-1150-1000-004-00506	INSTR	861		95	95-	
01-0000-0-5800-1150-1000-004-00605	INSTR	28,892	29,000	7,190	21,810	9,000
DETAIL LINE			29,000			9,000
01-0000-0-5800-1150-1000-004-01138	INSTR	149		149	149-	
01-0000-0-5800-1150-1000-004-08086	INSTR	195	6,000	12,115	6,115-	6,000
DETAIL LINE			6,000			6,000
01-0000-0-5800-1150-1000-004-10001	INSTR					5,136
LCAP 1.1 ELA Benchmark						5,136
01-0000-0-5800-1150-1000-004-20001	INSTR					5,136
LCAP 2.1 Benchmark						5,136
01-0000-0-5800-1150-4200-004-00506	SCH ATH	11,409	15,000	40,321	25,321-	15,000
DETAIL LINE			15,000			15,000
01-0000-0-5800-1150-7200-000-00000	GEN ADM			780	780-	
TOTAL:		525,397	579,500	648,606	69,106-	552,200
5900 COMMUNICATIONS						
01-0000-0-5900-0000-2700-002-00000	SCH ADM		500		500	500
DETAIL LINE			500			500
01-0000-0-5900-0000-2700-004-00000	SCH ADM		1,250		1,250	1,250
DETAIL LINE			1,250			1,250
01-0000-0-5900-0000-7200-000-00000	GEN ADM	23,342	22,000	13,490	8,510	15,000
DETAIL LINE			22,000			15,000
TOTAL:		23,342	23,750	13,490	10,260	16,750
5921 COMMUNICATION - CELL PHONE SVC						
01-0000-0-5921-0000-2700-002-00000	SCH ADM		700		700	700

FUND :01 GENERAL FUND RESOURCE:0000 NO REPORTING REQUIREMENT

	FUNCTION	2021-2022 21/22 Unaud Act	2022-2023 22/23 WORK BUD	2022-2023 22/23 YTD ACT+EMCB	CALC: 3-4 2022-2023 22/23 BALANCE	2023-2024 23/24 BUDGET
DETAIL LINE			700			700
01-0000-0-5921-0000-2700-004-00000	SCH ADM		900		900	900
DETAIL LINE			900			900
01-0000-0-5921-0000-8200-000-00000	OPER		250		250	250
DETAIL LINE			250			250
TOTAL:			1,850		1,850	1,850
5930 COMMUNICATION - POSTAGE/METER						
01-0000-0-5930-0000-3140-000-00000	HLTHSER	117				
01-0000-0-5930-0000-7200-000-00000	GEN ADM	9,332	8,000	7,172	828	8,000
DETAIL LINE			8,000			8,000
01-0000-0-5930-0000-7200-004-00000	GEN ADM	15				
TOTAL:		9,464	8,000	7,172	828	8,000
TOTAL: 5xxx		1,059,141	1,190,750	1,289,861	99,111-	217,386
*SUB-TOTAL:1000-5999		8,116,060	9,138,608	9,880,690	742,082-	9,084,583
6200 BUILDINGS & IMPROVEMNTS OF BLD						
01-0000-0-6200-0000-8500-000-00000	FAC ACQ	125		14,900	14,900-	
TOTAL:		125		14,900	14,900-	
6400 EQUIPMENT						
01-0000-0-6400-1150-3140-000-00000	HLTHSER	8,626				
TOTAL:		8,626				
TOTAL: 6xxx		8,751		14,900	14,900-	
*SUB-TOTAL:1000-6999		8,124,811	9,138,608	9,895,590	756,982-	9,084,583
7142 OTH TUIT,EXC CST PMT TO COE						
01-0000-0-7142-0000-9200-000-00000	TFAGENC	236,000				
01-0000-0-7142-5001-9200-000-00000	TFAGENC	42,847	149,978	1,000-	150,978	149,978
SCOE BILL BACK			149,978			149,978
01-0000-0-7142-5760-9200-000-00000	TFAGENC	163,756				
TOTAL:		442,603	149,978	1,000-	150,978	149,978
7310 TRANSFERS OF INDIRECT COSTS						
01-0000-0-7310-0000-7210-000-00000	COST TR	74,797-				
TOTAL:		74,797-				
TOTAL: 7xxx		367,806	149,978	1,000-	150,978	149,978
*SUB-TOTAL:1000-7999		8,492,617	9,288,586	9,894,590	606,004-	9,234,561

FUND :01 GENERAL FUND RESOURCE:0053 ADDL 15% CONCENTRATION

	FUNCTION	2021-2022 21/22 Unaud Act	2022-2023 22/23 WORK BUD	2022-2023 22/23 YTD ACT+EMCB	CALC: 3-4 2022-2023 22/23 BALANCE	2023-2024 23/24 BUDGET
8980 CONTRIBUTIONS FR UNRESTR REV						
01-0053-0-8980-0000-0000-000-00000	REV/BAL					217,646
15% Concentration Grant						217,646
TOTAL:						217,646
TOTAL: 8xxx						217,646
5710 TRANSFERS OF DIRECT COSTS						
01-0053-0-5710-1150-1000-000-00000	INSTR					217,646
Placeholder to move PR here						217,646
TOTAL:						217,646
TOTAL: 5xxx						217,646
*SUB-TOTAL:1000-5999						217,646

FUND :01 GENERAL FUND RESOURCE:0156 INST MAT RELGNMNT IMFRP (7156)

	FUNCTION	2021-2022 21/22 Unaud Act	2022-2023 22/23 WORK BUD	2022-2023 22/23 YTD ACT+EMCB	CALC: 3-4 2022-2023 22/23 BALANCE	2023-2024 23/24 BUDGET
8980 CONTRIBUTIONS FR UNRESTR REV						
01-0156-0-8980-0000-0000-000-00000	REV/BAL	13,826	25,000		25,000	25,000
DETAIL LINE			25,000			25,000
TOTAL:		13,826	25,000		25,000	25,000
TOTAL: 8xxx		13,826	25,000		25,000	25,000
4100 APPRVD TEXTBKS/CORE CURRICULA						
01-0156-0-4100-1150-1000-002-00000	INSTR	7,502		32,026	32,026-	
01-0156-0-4100-1150-1000-004-00000	INSTR	6,325	25,000	123,437	98,437-	25,000
DETAIL LINE			25,000			25,000
TOTAL:		13,826	25,000	155,463	130,463-	25,000
TOTAL: 4xxx		13,826	25,000	155,463	130,463-	25,000
*SUB-TOTAL:1000-5999		13,826	25,000	155,463	130,463-	25,000

FUND :01 GENERAL FUND RESOURCE:0230 TRANSPORTATION-HOME TO SCHOOL

	FUNCTION	2021-2022 21/22 Unaud Act	2022-2023 22/23 WORK BUD	2022-2023 22/23 YTD ACT+EMCB	CALC: 3-4 2022-2023 22/23 BALANCE	2023-2024 23/24 BUDGET
8980 CONTRIBUTIONS FR UNRESTR REV						
01-0230-0-8980-0000-0000-000-00000	REV/BAL	277,673	330,000		330,000	330,000
DETAIL LINE			330,000			330,000
TOTAL:		277,673	330,000		330,000	330,000
TOTAL: 8xxx		277,673	330,000		330,000	330,000
5100 SUBAGREEMENTS FOR SERVICES						
01-0230-0-5100-0000-3600-000-00000	PUP TRA	244,785	245,000	250,270	5,270-	245,000
DETAIL LINE			245,000			245,000
TOTAL:		244,785	245,000	250,270	5,270-	245,000
5800 PROFES'L/CONSULTG SVCS/OP EXP						
01-0230-0-5800-0000-3600-000-00000	PUP TRA	32,888	85,000	68,881	16,119	85,000
DETAIL LINE			85,000			85,000
TOTAL:		32,888	85,000	68,881	16,119	85,000
TOTAL: 5xxx		277,673	330,000	319,151	10,849	330,000
*SUB-TOTAL:1000-5999		277,673	330,000	319,151	10,849	330,000

FUND :01 GENERAL FUND RESOURCE:1100 STATE LOTTERY

	FUNCTION	2021-2022 21/22 Unaud Act	2022-2023 22/23 WORK BUD	2022-2023 22/23 YTD ACT+EMCB	CALC: 3-4 2022-2023 22/23 BALANCE	2023-2024 23/24 BUDGET
8560 STATE LOTTERY REVENUE						
01-1100-0-8560-0000-0000-000-00000	REV/BAL	143,995	137,538	73,516	64,022	147,749
DETAIL LINE			137,538			147,749
TOTAL:		143,995	137,538	73,516	64,022	147,749
TOTAL: 8xxx		143,995	137,538	73,516	64,022	147,749
2100 INSTRUCTIONAL AIDE SALARIES						
01-1100-0-2100-1150-1000-000-00000	INSTR		51,438		51,438	53,075
Elmore, Lisa			24,766			25,930
Neyhart, Celina			26,672			27,145
01-1100-0-2100-1150-1000-002-00000	INSTR	8,446		3,365	3,365-	
01-1100-0-2100-1150-1000-004-00000	INSTR			6,006	6,006-	
TOTAL:		8,446	51,438	9,371	42,067	53,075
TOTAL: 2xxx		8,446	51,438	9,371	42,067	53,075
3202 PERS CLASSIFIED						
01-1100-0-3202-1150-1000-000-00000	INSTR		13,050		13,050	14,160
*Elmore, Lisa			6,283			6,918
*Neyhart, Celina			6,767			7,242
01-1100-0-3202-1150-1000-002-00000	INSTR	1,594		807	807-	
01-1100-0-3202-1150-1000-004-00000	INSTR			1,543	1,543-	
TOTAL:		1,594	13,050	2,350	10,700	14,160
3302 SOCIAL SECURITY CLASSIFIED						
01-1100-0-3302-1150-1000-000-00000	INSTR		3,189		3,189	3,291
*Elmore, Lisa			1,536			1,608
*Neyhart, Celina			1,654			1,683
01-1100-0-3302-1150-1000-002-00000	INSTR	524		209	209-	
01-1100-0-3302-1150-1000-004-00000	INSTR			372	372-	
TOTAL:		524	3,189	581	2,608	3,291
3312 MEDICARE - CLASSIFIED						
01-1100-0-3312-1150-1000-000-00000	INSTR		746		746	770
*Elmore, Lisa			359			376
*Neyhart, Celina			387			394
01-1100-0-3312-1150-1000-002-00000	INSTR	122		49	49-	
01-1100-0-3312-1150-1000-004-00000	INSTR			87	87-	
TOTAL:		122	746	136	610	770
3402 HEALTH & WELFARE CLASSIFIED						
01-1100-0-3402-1150-1000-002-00000	INSTR	3,420				
01-1100-0-3402-1150-1000-004-00000	INSTR		11,561	1,094	10,467	
DETAIL LINE			11,561			
TOTAL:		3,420	11,561	1,094	10,467	
3502 UNEMPLOYMENT - CLASSIFIED						
01-1100-0-3502-1150-1000-000-00000	INSTR		257		257	27
*Elmore, Lisa			124			13

FUND :01 GENERAL FUND RESOURCE:1100 STATE LOTTERY

	FUNCTION	2021-2022 21/22 Unaud Act	2022-2023 22/23 WORK BUD	2022-2023 22/23 YTD ACT+EMCB	CALC: 3-4 2022-2023 22/23 BALANCE	2023-2024 23/24 BUDGET
*Neyhart, Celina			133			14
01-1100-0-3502-1150-1000-002-00000	INSTR	42		17	17-	
01-1100-0-3502-1150-1000-004-00000	INSTR			30	30-	
TOTAL:		42	257	47	210	27
3602 WORKERS COMP - CLASSIFIED						
01-1100-0-3602-1150-1000-000-00000	INSTR		1,010		1,010	1,042
*Elmore, Lisa			486			509
*Neyhart, Celina			524			533
01-1100-0-3602-1150-1000-002-00000	INSTR	146		66	66-	
01-1100-0-3602-1150-1000-004-00000	INSTR			118	118-	
TOTAL:		146	1,010	184	826	1,042
TOTAL: 3xxx		5,849	29,813	4,392	25,421	19,289
4200 BOOKS AND REFERENCE MATERIALS						
01-1100-0-4200-1150-2420-000-00000	INSTMED	227-	5,000	294-	5,294	5,000
DETAIL LINE			5,000			5,000
01-1100-0-4200-1150-2420-002-00000	INSTMED	419				
01-1100-0-4200-1150-2420-004-00000	INSTMED	419				
TOTAL:		612	5,000	294-	5,294	5,000
4300 SUPPLIES						
01-1100-0-4300-1150-1000-000-00000	INSTR	580		24-	24	
01-1100-0-4300-1150-1000-002-00000	INSTR	1,021		4,549	4,549-	
01-1100-0-4300-1150-1000-002-00708	INSTR		24,300	125	24,175	24,300
DETAIL LINE			24,300			24,300
01-1100-0-4300-1150-1000-002-01004	INSTR	892		1,347	1,347-	
01-1100-0-4300-1150-1000-002-01006	INSTR	1,601		885	885-	
01-1100-0-4300-1150-1000-002-01100	INSTR	708				
01-1100-0-4300-1150-1000-002-01101	INSTR	896		944	944-	
01-1100-0-4300-1150-1000-002-01102	INSTR	1,072		852	852-	
01-1100-0-4300-1150-1000-002-01103	INSTR	1,002		882	882-	
01-1100-0-4300-1150-1000-002-01104	INSTR	3,049		1,043	1,043-	
01-1100-0-4300-1150-1000-002-01106	INSTR	831		858	858-	
01-1100-0-4300-1150-1000-002-01109	INSTR	1,100		855	855-	
01-1100-0-4300-1150-1000-002-01113	INSTR	856		724	724-	
01-1100-0-4300-1150-1000-002-01116	INSTR	1,137		555	555-	
01-1100-0-4300-1150-1000-002-01121	INSTR	4-				
01-1100-0-4300-1150-1000-002-01136	INSTR	895		896	896-	
01-1100-0-4300-1150-1000-002-01137	INSTR	2,105		8,237	8,237-	
01-1100-0-4300-1150-1000-002-01139	INSTR			895	895-	
01-1100-0-4300-1150-1000-002-01141	INSTR	556		690	690-	
01-1100-0-4300-1150-1000-002-01159	INSTR			797	797-	
01-1100-0-4300-1150-1000-002-01162	INSTR	894		858	858-	
01-1100-0-4300-1150-1000-002-01164	INSTR	845		261	261-	
01-1100-0-4300-1150-1000-002-01165	INSTR	833		864	864-	
01-1100-0-4300-1150-1000-002-01181	INSTR	1,018		861	861-	
01-1100-0-4300-1150-1000-002-01187	INSTR	901		632	632-	
01-1100-0-4300-1150-1000-002-01189	INSTR	924		909	909-	

FUND :01 GENERAL FUND RESOURCE:1100 STATE LOTTERY

	FUNCTION	2021-2022 21/22 Unaud Act	2022-2023 22/23 WORK BUD	2022-2023 22/23 YTD ACT+EMCB	CALC: 3-4 2022-2023 22/23 BALANCE	2023-2024 23/24 BUDGET
01-1100-0-4300-1150-1000-002-01191	INSTR	856		745	745-	
01-1100-0-4300-1150-1000-002-01199	INSTR	74		545	545-	
01-1100-0-4300-1150-1000-002-01200	INSTR	1,110		1,026	1,026-	
01-1100-0-4300-1150-1000-002-01260	INSTR	902		841	841-	
01-1100-0-4300-1150-1000-002-01261	INSTR	913		1,100	1,100-	
01-1100-0-4300-1150-1000-002-01265	INSTR	526		310	310-	
01-1100-0-4300-1150-1000-002-08086	INSTR			744	744-	
01-1100-0-4300-1150-1000-002-20000	INSTR			192	192-	
01-1100-0-4300-1150-1000-004-00000	INSTR	2,817		1,252	1,252-	
01-1100-0-4300-1150-1000-004-00709	INSTR		29,600		29,600	29,600
DETAIL LINE			29,600			29,600
01-1100-0-4300-1150-1000-004-01003	INSTR	585		1,023	1,023-	
01-1100-0-4300-1150-1000-004-01005	INSTR	792		792	792-	
01-1100-0-4300-1150-1000-004-01008	INSTR	755		875	875-	
01-1100-0-4300-1150-1000-004-01100	INSTR	99		558	558-	
01-1100-0-4300-1150-1000-004-01105	INSTR	745		793	793-	
01-1100-0-4300-1150-1000-004-01107	INSTR	600				
01-1100-0-4300-1150-1000-004-01110	INSTR	820		302	302-	
01-1100-0-4300-1150-1000-004-01111	INSTR	77				
01-1100-0-4300-1150-1000-004-01121	INSTR	331				
01-1100-0-4300-1150-1000-004-01122	INSTR			475	475-	
01-1100-0-4300-1150-1000-004-01126	INSTR	732		740	740-	
01-1100-0-4300-1150-1000-004-01129	INSTR	982		1,043	1,043-	
01-1100-0-4300-1150-1000-004-01132	INSTR	716		711	711-	
01-1100-0-4300-1150-1000-004-01139	INSTR	517				
01-1100-0-4300-1150-1000-004-01140	INSTR	798		632	632-	
01-1100-0-4300-1150-1000-004-01142	INSTR	1,601		758	758-	
01-1100-0-4300-1150-1000-004-01143	INSTR	475		765	765-	
01-1100-0-4300-1150-1000-004-01144	INSTR	800				
01-1100-0-4300-1150-1000-004-01152	INSTR	899		791	791-	
01-1100-0-4300-1150-1000-004-01154	INSTR	283		725	725-	
01-1100-0-4300-1150-1000-004-01159	INSTR	799				
01-1100-0-4300-1150-1000-004-01163	INSTR	807				
01-1100-0-4300-1150-1000-004-01180	INSTR	647		779	779-	
01-1100-0-4300-1150-1000-004-01181	INSTR			294	294-	
01-1100-0-4300-1150-1000-004-01182	INSTR	622		577	577-	
01-1100-0-4300-1150-1000-004-01184	INSTR	616		492	492-	
01-1100-0-4300-1150-1000-004-01185	INSTR	657		1,043	1,043-	
01-1100-0-4300-1150-1000-004-01199	INSTR	403				
01-1100-0-4300-1150-1000-004-01220	INSTR	1,405		741	741-	
01-1100-0-4300-1150-1000-004-01259	INSTR	374				
01-1100-0-4300-1150-1000-004-01286	INSTR	687		153	153-	
01-1100-0-4300-1150-1000-004-01310	INSTR	760		711	711-	
01-1100-0-4300-1150-1000-004-06046	INSTR			741	741-	
01-1100-0-4300-1150-1000-004-07075	INSTR	804		3,057	3,057-	
01-1100-0-4300-1150-1000-004-08086	INSTR	211		21,988	21,988-	
01-1100-0-4300-1150-2420-000-00000	INSTMED	145-				
01-1100-0-4300-1653-1003-000-00000	INST SU	132	500	31	469	500
DETAIL LINE			500			500
TOTAL:		52,297	54,400	77,841	23,441-	54,400

FUND :01 GENERAL FUND RESOURCE:1100 STATE LOTTERY

	FUNCTION	2021-2022 21/22 Unaud Act	2022-2023 22/23 WORK BUD	2022-2023 22/23 YTD ACT+EMCB	CALC: 3-4 2022-2023 22/23 BALANCE	2023-2024 23/24 BUDGET
TOTAL: 4xxx		52,909	59,400	77,547	18,147-	59,400
5300 DUES & MEMBERSHIPS						
01-1100-0-5300-1150-1000-002-01199	INSTR	50				
01-1100-0-5300-1150-1000-004-01286	INSTR	25				
TOTAL:		75				
5600 RENTALS, LEASES & REPAIRS,N.C.						
01-1100-0-5600-1150-1000-004-08086	INSTR	1,088	3,000		3,000	3,000
DETAIL LINE			3,000			3,000
TOTAL:		1,088	3,000		3,000	3,000
5710 TRANSFERS OF DIRECT COSTS						
01-1100-0-5710-1150-1000-000-00000	INSTR					20,000
EXPENSES 0000 TO 1100						20,000
TOTAL:						20,000
5800 PROFES'L/CONSULTG SVCS/OP EXP						
01-1100-0-5800-0000-7200-000-00000	GEN ADM	9		476	476-	
01-1100-0-5800-1150-1000-000-00000	INSTR	9,685				
01-1100-0-5800-1150-1000-002-00000	INSTR	15,527		699	699-	
01-1100-0-5800-1150-1000-002-01006	INSTR	14				
01-1100-0-5800-1150-1000-002-01116	INSTR			285	285-	
01-1100-0-5800-1150-1000-002-01132	INSTR	23				
01-1100-0-5800-1150-1000-002-01137	INSTR			47	47-	
01-1100-0-5800-1150-1000-002-01141	INSTR	37		65	65-	
01-1100-0-5800-1150-1000-002-01164	INSTR			240	240-	
01-1100-0-5800-1150-1000-002-01165	INSTR			11	11-	
01-1100-0-5800-1150-1000-002-01181	INSTR			90	90-	
01-1100-0-5800-1150-1000-002-01187	INSTR			465	465-	
01-1100-0-5800-1150-1000-004-00000	INSTR	13,904				
01-1100-0-5800-1150-1000-004-01008	INSTR	55				
01-1100-0-5800-1150-1000-004-01100	INSTR			210	210-	
01-1100-0-5800-1150-1000-004-01122	INSTR			115	115-	
01-1100-0-5800-1150-1000-004-01132	INSTR			63	63-	
01-1100-0-5800-1150-1000-004-01139	INSTR	72				
01-1100-0-5800-1150-1000-004-01152	INSTR			42	42-	
01-1100-0-5800-1150-1000-004-01180	INSTR	105		259	259-	
01-1100-0-5800-1150-1000-004-01182	INSTR	54		26	26-	
01-1100-0-5800-1150-1000-004-01185	INSTR	88		119	119-	
01-1100-0-5800-1150-1000-004-01286	INSTR			8	8-	
01-1100-0-5800-1150-1000-004-07075	INSTR			113	113-	
01-1100-0-5800-1150-1000-004-08086	INSTR			121	121-	
TOTAL:		39,573		3,453	3,453-	
TOTAL: 5xxx		40,736	3,000	3,453	453-	23,000
*SUB-TOTAL:1000-5999		107,940	143,651	94,762	48,889	154,764

FUND :01 GENERAL FUND RESOURCE:1400 EDUCATION PROTECTION ACCOUNT

	FUNCTION	2021-2022 21/22 Unaud Act	2022-2023 22/23 WORK BUD	2022-2023 22/23 YTD ACT+EMCB	CALC: 3-4 2022-2023 22/23 BALANCE	2023-2024 23/24 BUDGET
8012 EPA REVENUE						
01-1400-0-8012-0000-0000-000-00000	REV/BAL	2,753,028	2,365,716	1,227,227	1,138,489	2,646,824
DETAIL LINE			2,365,716			2,646,824
TOTAL:		2,753,028	2,365,716	1,227,227	1,138,489	2,646,824
8019 STATE AID - PRIOR YEAR						
01-1400-0-8019-0000-0000-000-00000	REV/BAL	7,120				
TOTAL:		7,120				
TOTAL: 8xxx		2,760,148	2,365,716	1,227,227	1,138,489	2,646,824
1100 CERTIFICATED TEACHERS SALARIES						
01-1400-0-1100-1150-1000-002-00000	INSTR	710,284	983,322	776,243	207,080	1,013,276
Baker, Annie			58,918			61,070
Black, Shannon			93,057			
Buker, Kayla New						53,342
Clayton, Erin			86,741			86,741
Copeland, Jennifer			86,906			86,906
Fitzpatrick, Debbie			83,524			83,924
Freitas, Mary			84,841			86,741
Gamache, Heather New						53,342
Heilmann, Kim						67,906
Jenner, Jenny			72,884			74,784
Kendrick, Jennifer			72,884			72,884
McNames, Katie			85,857			85,857
Mitrovich, Sarah			67,906			70,351
Pappas, L.			70,351			72,884
Stacher, Katie			56,187			56,544
West, Jennifer			63,267			
01-1400-0-1100-1150-1000-002-10002	INSTR					203,931
Black, ShannonLCAP 1.2						91,557
Dickson, HunterLCAP 1.2						56,187
Leyva, AdriannaLCAP 1.2						56,187
01-1400-0-1100-1150-1000-004-00000	INSTR	302,806	747,018	375,009	372,009	381,682
Behavior Tech Kim H.			65,548			
Callaghan, Christoper			74,784			
Carter, Cece			89,657			89,657
Clark, Karen			89,624			89,624
Cottrell, Melanie			76,684			
Courtois, Amelia			56,187			56,544
DETAIL LINE			6,000			
Dagata, Gayla			56,187			
O'Reilly, Amber			67,906			70,351
Reusze, Sharron			72,884			75,506
Sandahl, Beth			91,557			
01-1400-0-1100-1150-1000-004-20002	INSTR					133,228
Cottrell, MelanieLCAP 2.2						76,684
Dagata, GaylaLCAP 2.2						56,544
TOTAL:		1,013,091	1,730,340	1,151,252	579,088	1,732,117
TOTAL: 1xxx		1,013,091	1,730,340	1,151,252	579,088	1,732,117
3101 STRS CERTIFICATED						

FUND :01 GENERAL FUND RESOURCE:1400 EDUCATION PROTECTION ACCOUNT

	FUNCTION	2021-2022 21/22 Unaud Act	2022-2023 22/23 WORK BUD	2022-2023 22/23 YTD ACT+EMCB	CALC: 3-4 2022-2023 22/23 BALANCE	2023-2024 23/24 BUDGET
01-1400-0-3101-1150-1000-002-00000	INSTR	119,899	187,815	147,673	40,142	193,536
*Baker, Annie			11,253			11,664
*Black, Shannon			17,774			
*Buker, Kayla New						10,188
*Clayton, Erin			16,568			16,568
*Copeland, Jennife			16,599			16,599
*Fitzpatrick, Debb			15,953			16,029
*Freitas, Mary			16,205			16,568
*Gamache, Heather						10,188
*Heilmann, Kim						12,970
*Jenner, Jenny			13,921			14,284
*Kendrick, Jennife			13,921			13,921
*McNames, Katie			16,399			16,399
*Mitrovich, Sarah			12,970			13,437
*Pappas, L.			13,437			13,921
*Stacher, Katie			10,732			10,800
*West, Jennifer			12,084			
01-1400-0-3101-1150-1000-002-10002	INSTR					38,951
*Black, ShannonLCA						17,487
*Dickson, HunterLC						10,732
*Leyva, AdriannaLC						10,732
01-1400-0-3101-1150-1000-004-00000	INSTR	50,965	142,680	71,136	71,544	72,901
*			1,146			
*Behavior Tech Kim			12,520			
*Callaghan, Christ			14,284			
*Carter, Cece			17,125			17,124
*Clark, Karen			17,118			17,118
*Cottrell, Melanie			14,647			
*Courtois, Amelia			10,732			10,800
*Dagata, Gayla			10,732			
*O'Reilly, Amber			12,970			13,437
*Reusze, Sharron			13,921			14,422
*Sandahl, Beth			17,487			
01-1400-0-3101-1150-1000-004-20002	INSTR					25,447
*Cottrell, Melanie						14,647
*Dagata, GaylaLCAP						10,800
TOTAL:		170,864	330,495	218,809	111,686	330,834
3311 MEDICARE - CERTIFICATED						
01-1400-0-3311-1150-1000-002-00000	INSTR	9,892	14,258	10,959	3,299	14,693
*Baker, Annie			854			886
*Black, Shannon			1,349			
*Buker, Kayla New						773
*Clayton, Erin			1,258			1,258
*Copeland, Jennife			1,260			1,260
*Fitzpatrick, Debb			1,211			1,217
*Freitas, Mary			1,230			1,258
*Gamache, Heather						773
*Heilmann, Kim						985
*Jenner, Jenny			1,057			1,084

FUND :01 GENERAL FUND RESOURCE:1400 EDUCATION PROTECTION ACCOUNT

	FUNCTION	2021-2022 21/22 Unaud Act	2022-2023 22/23 WORK BUD	2022-2023 22/23 YTD ACT+EMCB	CALC: 3-4 2022-2023 22/23 BALANCE	2023-2024 23/24 BUDGET
*Kendrick, Jennife			1,057			1,057
*McNames, Katie			1,245			1,245
*Mitrovich, Sarah			985			1,020
*Pappas, L.			1,020			1,057
*Stacher, Katie			815			820
*West, Jennifer			917			
01-1400-0-3311-1150-1000-002-10002	INSTR					2,957
*Black, ShannonLCA						1,328
*Dickson, HunterLC						815
*Leyva, AdriannaLC						815
01-1400-0-3311-1150-1000-004-00000	INSTR	4,296	10,832	5,345	5,486	5,534
*			87			
*Behavior Tech Kim			950			
*Callaghan, Christ			1,084			
*Carter, Cece			1,300			1,300
*Clark, Karen			1,300			1,300
*Cottrell, Melanie			1,112			
*Courtois, Amelia			815			820
*Dagata, Gayla			815			
*O'Reilly, Amber			985			1,020
*Reusze, Sharron			1,057			1,095
*Sandahl, Beth			1,328			
01-1400-0-3311-1150-1000-004-20002	INSTR					1,932
*Cottrell, Melanie						1,112
*Dagata, GaylaLCAP						820
TOTAL:		14,188	25,090	16,304	8,786	25,116
3401 HEALTH & WELFARE CERTIFICATED						
01-1400-0-3401-1150-1000-002-00000	INSTR	151,545	216,712	153,990	62,722	211,392
Baker, Annie,H&W						13,200
Buker, Kayla New ,H&W						13,200
Clayton, Erin,H&W						16,051
Copeland, Jennifer,H&W						17,821
DETAIL LINE			216,712			
Fitzpatrick, Debbie,H&W						17,821
Freitas, Mary,H&W						17,821
Gamache, Heather New ,H&W						13,200
Heilmann, Kim,H&W						17,821
Jenner, Jenny,H&W						17,821
Kendrick, Jennifer,H&W						13,200
McNames, Katie,H&W						13,834
Mitrovich, Sarah,H&W						13,200
Pappas, L.,H&W						13,200
Stacher, Katie,H&W						13,200
01-1400-0-3401-1150-1000-002-10002	INSTR					42,521
Black, ShannonLCAP 1.2,H&W						17,321
Dickson, HunterLCAP 1.2,H&W						12,000
Leyva, AdriannaLCAP 1.2,H&W						13,200
01-1400-0-3401-1150-1000-004-00000	INSTR	62,665	2,151	65,992	63,841-	75,243
Carter, Cece,H&W						17,821

FUND :01 GENERAL FUND RESOURCE:1400 EDUCATION PROTECTION ACCOUNT

	FUNCTION	2021-2022 21/22 Unaud Act	2022-2023 22/23 WORK BUD	2022-2023 22/23 YTD ACT+EMCB	CALC: 3-4 2022-2023 22/23 BALANCE	2023-2024 23/24 BUDGET
Clark, Karen,H&W						17,821
Courtois, Amelia,H&W						13,200
DETAIL LINE			2,151			
O'Reilly, Amber,H&W						13,200
Reusze, Sharron,H&W						13,200
01-1400-0-3401-1150-1000-004-20002	INSTR					26,400
Cottrell, MelanieLCAP 2.2,H&W						13,200
Dagata, GaylaLCAP 2.2,H&W						13,200
TOTAL:		214,209	218,863	219,982	1,119-	355,556
3501 UNEMPLOYMENT - CERTIFICATED						
01-1400-0-3501-1150-1000-002-00000	INSTR	3,411	4,917	3,761	1,156	507
*Baker, Annie			295			31
*Black, Shannon			465			
*Buker, Kayla New						27
*Clayton, Erin			434			43
*Copeland, Jennife			435			43
*Fitzpatrick, Debb			418			42
*Freitas, Mary			424			43
*Gamache, Heather						27
*Heilmann, Kim						34
*Jenner, Jenny			364			37
*Kendrick, Jennife			364			36
*McNames, Katie			429			43
*Mitrovich, Sarah			340			35
*Pappas, L.			352			36
*Stacher, Katie			281			28
*West, Jennifer			316			
01-1400-0-3501-1150-1000-002-10002	INSTR					102
*Black, ShannonLCA						46
*Dickson, HunterLC						28
*Leyva, AdriannaLC						28
01-1400-0-3501-1150-1000-004-00000	INSTR	1,481	3,735	1,837	1,898	191
*			30			
*Behavior Tech Kim			328			
*Callaghan, Christ			374			
*Carter, Cece			448			45
*Clark, Karen			448			45
*Cottrell, Melanie			383			
*Courtois, Amelia			281			28
*Dagata, Gayla			281			
*O'Reilly, Amber			340			35
*Reusze, Sharron			364			38
*Sandahl, Beth			458			
01-1400-0-3501-1150-1000-004-20002	INSTR					67
*Cottrell, Melanie						38
*Dagata, GaylaLCAP						28
TOTAL:		4,893	8,652	5,598	3,054	866
3601 WORKERS COMP - CERTIFICATED						

FUND :01 GENERAL FUND RESOURCE:1400 EDUCATION PROTECTION ACCOUNT

	FUNCTION	2021-2022 21/22 Unaud Act	2022-2023 22/23 WORK BUD	2022-2023 22/23 YTD ACT+EMCB	CALC: 3-4 2022-2023 22/23 BALANCE	2023-2024 23/24 BUDGET
01-1400-0-3601-1150-1000-002-00000	INSTR	11,788	19,307	14,798	4,508	19,895
*Baker, Annie			1,157			1,199
*Black, Shannon			1,827			
*Buker, Kayla New						1,047
*Clayton, Erin			1,703			1,703
*Copeland, Jennife			1,706			1,706
*Fitzpatrick, Debb			1,640			1,648
*Freitas, Mary			1,666			1,703
*Gamache, Heather						1,047
*Heilmann, Kim						1,333
*Jenner, Jenny			1,431			1,468
*Kendrick, Jennife			1,431			1,431
*McNames, Katie			1,686			1,686
*Mitrovich, Sarah			1,333			1,381
*Pappas, L.			1,381			1,431
*Stacher, Katie			1,103			1,110
*West, Jennifer			1,242			
01-1400-0-3601-1150-1000-002-10002	INSTR					4,004
*Black, ShannonLCA						1,798
*Dickson, HunterLC						1,103
*Leyva, AdriannaLC						1,103
01-1400-0-3601-1150-1000-004-00000	INSTR	5,119	14,667	7,225	7,442	7,494
*			118			
*Behavior Tech Kim			1,287			
*Callaghan, Christ			1,468			
*Carter, Cece			1,760			1,760
*Clark, Karen			1,760			1,760
*Cottrell, Melanie			1,506			
*Courtois, Amelia			1,103			1,110
*Dagata, Gayla			1,103			
*O'Reilly, Amber			1,333			1,381
*Reusze, Sharron			1,431			1,482
*Sandahl, Beth			1,798			
01-1400-0-3601-1150-1000-004-20002	INSTR					2,616
*Cottrell, Melanie						1,506
*Dagata, GaylaLCAP						1,110
TOTAL:		16,907	33,973	22,024	11,950	34,008
TOTAL: 3xxx		421,061	617,073	482,717	134,356	746,381
5710 TRANSFERS OF DIRECT COSTS						
01-1400-0-5710-1150-1000-000-00000	INSTR					50,000
0000 PR to 1400						50,000
TOTAL:						50,000
TOTAL: 5xxx						50,000
*SUB-TOTAL:1000-5999		1,434,151	2,347,413	1,633,969	713,444	2,528,498

FUND :01 GENERAL FUND RESOURCE:2600 EXPAND LEARN OPPORT PROG

	FUNCTION	2021-2022 21/22 Unaud Act	2022-2023 22/23 WORK BUD	2022-2023 22/23 YTD ACT+EMCB	CALC: 3-4 2022-2023 22/23 BALANCE	2023-2024 23/24 BUDGET
8590 ALL OTHER STATE REVENUES						
01-2600-0-8590-0000-0000-000-00000	REV/BAL	345,160	345,161		345,161	345,161
DETAIL LINE			345,161			345,161
TOTAL:		345,160	345,161		345,161	345,161
TOTAL: 8xxx		345,160	345,161		345,161	345,161
1100 CERTIFICATED TEACHERS SALARIES						
01-2600-0-1100-1150-1000-000-00000	INSTR		71,680	75,807	4,127-	
DETAIL LINE			71,680			
01-2600-0-1100-1150-1000-000-10003	INSTR					30,400
ELOP Summer Certif LCAP1.3						30,400
01-2600-0-1100-1150-1000-000-20003	INSTR					30,400
ELOP Summer Certif LCAP2.3						30,400
01-2600-0-1100-1150-1000-002-00000	INSTR	22,820		22,820-	22,820	
01-2600-0-1100-1150-1000-004-00000	INSTR	12,425		12,425-	12,425	
TOTAL:		35,245	71,680	40,562	31,118	60,800
1300 CERTIFICATED SUPERV & ADM SAL						
01-2600-0-1300-0000-2700-000-00000	SCH ADM			5,500	5,500-	
TOTAL:				5,500	5,500-	
TOTAL: 1xxx		35,245	71,680	46,062	25,618	60,800
2100 INSTRUCTIONAL AIDE SALARIES						
01-2600-0-2100-1150-1000-000-00000	INSTR			47,540	47,540-	
01-2600-0-2100-1150-1000-000-10003	INSTR					18,638
ELOP Summer Aide LCAP1.3						3,177
ELOP Summer Classified LCAP1.3						15,461
01-2600-0-2100-1150-1000-000-20003	INSTR					18,638
ELOP Summer Aide LCAP2.3						3,177
ELOP Summer ClassifiedLCAP2.3						15,461
01-2600-0-2100-1150-1000-002-00000	INSTR	12,700		12,700-	12,700	
01-2600-0-2100-1150-1000-004-00000	INSTR	9,069		9,069-	9,069	
TOTAL:		21,769		25,771	25,771-	37,276
2200 CLASSIFIED SUPPORT SALARIES						
01-2600-0-2200-0000-3700-000-00000	FOODSER			4,570	4,570-	
01-2600-0-2200-0000-3700-000-10003	FOODSER					2,225
ELOP Summer Food Serv LCAP1.3						2,225
01-2600-0-2200-0000-3700-000-20003	FOODSER					2,225
ELOP Summer Food ServLCAP2.3						2,225
01-2600-0-2200-1150-3700-000-00000	FOODSER	3,163		3,163-	3,163	
TOTAL:		3,163		1,408	1,408-	4,450
2300 CLASSIFIED SUPERV & ADMIN SAL						
01-2600-0-2300-1150-2100-000-00000	INST SU	7,000		7,000-	7,000	
TOTAL:		7,000		7,000-	7,000	
2400 CLERICAL/TECHNICAL/OFFICE SAL						

FUND :01 GENERAL FUND RESOURCE:2600 EXPAND LEARN OPPORT PROG

	FUNCTION	2021-2022 21/22 Unaud Act	2022-2023 22/23 WORK BUD	2022-2023 22/23 YTD ACT+EMCB	CALC: 3-4 2022-2023 22/23 BALANCE	2023-2024 23/24 BUDGET
01-2600-0-2400-0000-7200-000-00000	GEN ADM			5,610	5,610-	
01-2600-0-2400-1150-2700-000-00000	SCH ADM	1,300		1,300-	1,300	
TOTAL:		1,300		4,310	4,310-	
2470 CLERICAL & OFFICE SUBSTITUTE						
01-2600-0-2470-0000-7200-000-10003	GEN ADM					1,905
ELOP Summer Cler Sub LCAP1.3						1,905
01-2600-0-2470-0000-7200-000-20003	GEN ADM					1,905
ELOP Summer Clerical SubLCAP2.						1,905
TOTAL:						3,810
TOTAL: 2xxx		33,231		24,489	24,489-	45,536
3101 STRS CERTIFICATED						
01-2600-0-3101-0000-2700-000-00000	SCH ADM			1,051	1,051-	
01-2600-0-3101-1150-1000-000-00000	INSTR	1,184	13,691	11,486	2,205	
*			13,691			
01-2600-0-3101-1150-1000-000-10003	INSTR					5,806
*ELOP Summer Certi						5,806
01-2600-0-3101-1150-1000-000-20003	INSTR					11,613
*ELOP Summer Certi						11,613
01-2600-0-3101-1150-1000-002-00000	INSTR	3,861		3,861-	3,861	
01-2600-0-3101-1150-1000-004-00000	INSTR	2,102		2,102-	2,102	
TOTAL:		7,148	13,691	6,573	7,118	17,419
3102 STRS CLASSIFIED						
01-2600-0-3102-1150-1000-000-00000	INSTR			134	134-	
TOTAL:				134	134-	
3201 PERS CERTIFICATED						
01-2600-0-3201-1150-1000-000-00000	INSTR			2,047	2,047-	
TOTAL:				2,047	2,047-	
3202 PERS CLASSIFIED						
01-2600-0-3202-0000-3700-000-00000	FOODSER			1,129	1,129-	
01-2600-0-3202-0000-3700-000-10003	FOODSER					594
*ELOP Summer Food						594
01-2600-0-3202-0000-3700-000-20003	FOODSER					594
*ELOP Summer Food						594
01-2600-0-3202-0000-7200-000-10003	GEN ADM					508
*ELOP Summer Cler						508
01-2600-0-3202-0000-7200-000-20003	GEN ADM					508
*ELOP Summer Cleri						508
01-2600-0-3202-1150-1000-000-00000	INSTR	1,022		7,335	7,335-	
01-2600-0-3202-1150-1000-000-10003	INSTR					4,973
*ELOP Summer Aide						848
*ELOP Summer Class						4,125
01-2600-0-3202-1150-1000-000-20003	INSTR					4,973
*ELOP Summer Aide						848
*ELOP Summer Class						4,125

FUND :01 GENERAL FUND RESOURCE:2600 EXPAND LEARN OPPORT PROG

	FUNCTION	2021-2022 21/22 Unaud Act	2022-2023 22/23 WORK BUD	2022-2023 22/23 YTD ACT+EMCB	CALC: 3-4 2022-2023 22/23 BALANCE	2023-2024 23/24 BUDGET
01-2600-0-3202-1150-1000-002-00000	INSTR	2,910		2,910-	2,910	
01-2600-0-3202-1150-1000-004-00000	INSTR	2,078		2,078-	2,078	
TOTAL:		6,010		3,477	3,477-	12,149
3301 SOCIAL SECURITY CERTIFICATED						
01-2600-0-3301-1150-1000-000-00000	INSTR			586	586-	
TOTAL:				586	586-	
3302 SOCIAL SECURITY CLASSIFIED						
01-2600-0-3302-0000-3700-000-00000	FOODSER			283	283-	
01-2600-0-3302-0000-3700-000-10003	FOODSER					138
*ELOP Summer Food						138
01-2600-0-3302-0000-3700-000-20003	FOODSER					138
*ELOP Summer Food						138
01-2600-0-3302-0000-7200-000-00000	GEN ADM			327	327-	
01-2600-0-3302-0000-7200-000-10003	GEN ADM					118
*ELOP Summer Cler						118
01-2600-0-3302-0000-7200-000-20003	GEN ADM					118
*ELOP Summer Cleri						118
01-2600-0-3302-1150-1000-000-00000	INSTR	277		2,623	2,623-	
01-2600-0-3302-1150-1000-000-10003	INSTR					1,156
*ELOP Summer Aide						197
*ELOP Summer Class						959
01-2600-0-3302-1150-1000-000-20003	INSTR					1,156
*ELOP Summer Aide						197
*ELOP Summer Class						959
01-2600-0-3302-1150-1000-002-00000	INSTR	787		787-	787	
01-2600-0-3302-1150-1000-004-00000	INSTR	562		562-	562	
TOTAL:		1,626		1,884	1,884-	2,823
3311 MEDICARE - CERTIFICATED						
01-2600-0-3311-0000-2700-000-00000	SCH ADM			68	68-	
01-2600-0-3311-1150-1000-000-00000	INSTR	102	1,039	969	70	
*			1,039			
01-2600-0-3311-1150-1000-000-10003	INSTR					441
*ELOP Summer Certi						441
01-2600-0-3311-1150-1000-000-20003	INSTR					882
*ELOP Summer Certi						882
01-2600-0-3311-1150-1000-002-00000	INSTR	331		331-	331	
01-2600-0-3311-1150-1000-004-00000	INSTR	180		180-	180	
TOTAL:		613	1,039	527	513	1,322
3312 MEDICARE - CLASSIFIED						
01-2600-0-3312-0000-3700-000-00000	FOODSER			66	66-	
01-2600-0-3312-0000-3700-000-10003	FOODSER					32
*ELOP Summer Food						32
01-2600-0-3312-0000-3700-000-20003	FOODSER					32
*ELOP Summer Food						32
01-2600-0-3312-0000-7200-000-00000	GEN ADM			77	77-	
01-2600-0-3312-0000-7200-000-10003	GEN ADM					28

FUND :01 GENERAL FUND RESOURCE:2600 EXPAND LEARN OPPORT PROG

	FUNCTION	2021-2022 21/22 Unaud Act	2022-2023 22/23 WORK BUD	2022-2023 22/23 YTD ACT+EMCB	CALC: 3-4 2022-2023 22/23 BALANCE	2023-2024 23/24 BUDGET
*ELOP Summer Cler						28
01-2600-0-3312-0000-7200-000-20003	GEN ADM					28
*ELOP Summer Cleri						28
01-2600-0-3312-1150-1000-000-00000	INSTR	65		623	623-	
01-2600-0-3312-1150-1000-000-10003	INSTR					270
*ELOP Summer Aide						46
*ELOP Summer Class						224
01-2600-0-3312-1150-1000-000-20003	INSTR					270
*ELOP Summer Aide						46
*ELOP Summer Class						224
01-2600-0-3312-1150-1000-002-00000	INSTR	184		184-	184	
01-2600-0-3312-1150-1000-004-00000	INSTR	132		132-	132	
TOTAL:		380		450	450-	660
3501 UNEMPLOYMENT - CERTIFICATED						
01-2600-0-3501-0000-2700-000-00000	SCH ADM			24	24-	
01-2600-0-3501-1150-1000-000-00000	INSTR	861	358	492-	850	
*			358			
01-2600-0-3501-1150-1000-000-10003	INSTR					15
*ELOP Summer Certi						15
01-2600-0-3501-1150-1000-000-20003	INSTR					15
*ELOP Summer Certi						15
01-2600-0-3501-1150-1000-002-00000	INSTR	2,807		2,807-	2,807	
01-2600-0-3501-1150-1000-004-00000	INSTR	1,528		1,528-	1,528	
TOTAL:		5,196	358	4,803-	5,162	30
3502 UNEMPLOYMENT - CLASSIFIED						
01-2600-0-3502-0000-3700-000-00000	FOODSER			23	23-	
01-2600-0-3502-0000-3700-000-10003	FOODSER					1
*ELOP Summer Food						1
01-2600-0-3502-0000-3700-000-20003	FOODSER					1
*ELOP Summer Food						1
01-2600-0-3502-0000-7200-000-00000	GEN ADM			26	26-	
01-2600-0-3502-0000-7200-000-10003	GEN ADM					1
*ELOP Summer Cler						1
01-2600-0-3502-0000-7200-000-20003	GEN ADM					1
*ELOP Summer Cleri						1
01-2600-0-3502-1150-1000-000-00000	INSTR	549		326-	326	
01-2600-0-3502-1150-1000-000-10003	INSTR					9
*ELOP Summer Aide						2
*ELOP Summer Class						8
01-2600-0-3502-1150-1000-000-20003	INSTR					9
*ELOP Summer Aide						2
*ELOP Summer Class						8
01-2600-0-3502-1150-1000-002-00000	INSTR	1,562		1,562-	1,562	
01-2600-0-3502-1150-1000-004-00000	INSTR	1,115		1,115-	1,115	
TOTAL:		3,226		2,954-	2,954	23
3601 WORKERS COMP - CERTIFICATED						
01-2600-0-3601-0000-2700-000-00000	SCH ADM			92	92-	

FUND :01 GENERAL FUND RESOURCE:2600 EXPAND LEARN OPPORT PROG

	FUNCTION	2021-2022 21/22 Unaud Act	2022-2023 22/23 WORK BUD	2022-2023 22/23 YTD ACT+EMCB	CALC: 3-4 2022-2023 22/23 BALANCE	2023-2024 23/24 BUDGET
01-2600-0-3601-1150-1000-000-00000	INSTR	121	1,407	1,329	78	
*			1,407			
01-2600-0-3601-1150-1000-000-10003	INSTR					597
*ELOP Summer Certi						597
01-2600-0-3601-1150-1000-000-20003	INSTR					597
*ELOP Summer Certi						597
01-2600-0-3601-1150-1000-002-00000	INSTR	394		394-	394	
01-2600-0-3601-1150-1000-004-00000	INSTR	215		215-	215	
TOTAL:		730	1,407	813	595	1,194
3602 WORKERS COMP - CLASSIFIED						
01-2600-0-3602-0000-3700-000-00000	FOODSER			90	90-	
01-2600-0-3602-0000-3700-000-10003	FOODSER					44
*ELOP Summer Food						44
01-2600-0-3602-0000-3700-000-20003	FOODSER					44
*ELOP Summer Food						44
01-2600-0-3602-0000-7200-000-00000	GEN ADM			104	104-	
01-2600-0-3602-0000-7200-000-10003	GEN ADM					37
*ELOP Summer Cler						37
01-2600-0-3602-0000-7200-000-20003	GEN ADM					37
*ELOP Summer Cleri						37
01-2600-0-3602-1150-1000-000-00000	INSTR	77		854	854-	
01-2600-0-3602-1150-1000-000-10003	INSTR					366
*ELOP Summer Aide						62
*ELOP Summer Class						304
01-2600-0-3602-1150-1000-000-20003	INSTR					366
*ELOP Summer Aide						62
*ELOP Summer Class						304
01-2600-0-3602-1150-1000-002-00000	INSTR	220		220-	220	
01-2600-0-3602-1150-1000-004-00000	INSTR	157		157-	157	
TOTAL:		454		671	671-	894
TOTAL: 3xxx		25,383	16,496	9,404	7,092	36,515
*SUB-TOTAL:1000-5999		93,859	88,176	79,955	8,221	142,851
7310 TRANSFERS OF INDIRECT COSTS						
01-2600-0-7310-0000-7210-000-00000	COST TR	6,429				
TOTAL:		6,429				
TOTAL: 7xxx		6,429				
*SUB-TOTAL:1000-7999		100,288	88,176	79,955	8,221	142,851

FUND :01 GENERAL FUND RESOURCE:3010 IASA-TL I BSC GR LOW INC/NEGLE

	FUNCTION	2021-2022 21/22 Unaud Act	2022-2023 22/23 WORK BUD	2022-2023 22/23 YTD ACT+EMCB	CALC: 3-4 2022-2023 22/23 BALANCE	2023-2024 23/24 BUDGET
8290 ALL OTHER FEDERAL REVENUES						
01-3010-0-8290-0000-0000-000-00000	REV/BAL	443,240	434,595	108,057	326,538	434,595
DETAIL LINE			434,595			434,595
TOTAL:		443,240	434,595	108,057	326,538	434,595
8980 CONTRIBUTIONS FR UNRESTR REV						
01-3010-0-8980-0000-0000-000-00000	REV/BAL	225,739	521,901		521,901	214,749
DETAIL LINE			521,901			214,749
TOTAL:		225,739	521,901		521,901	214,749
TOTAL: 8xxx		668,979	956,496	108,057	848,439	649,344
1100 CERTIFICATED TEACHERS SALARIES						
01-3010-0-1100-1150-1000-002-00000	INSTR	91,780	109,427	101,219	8,208	
Harris, Katie			43,879			
Shelby, Carla			65,548			
01-3010-0-1100-1150-1000-002-30004	INSTR					44,829
Harris, KatieLCAP 3.4						44,829
01-3010-0-1100-1150-1000-004-00000	INSTR	47,830	84,841	1,125	83,716	
Weed, Misty			84,841			
01-3010-0-1100-1150-1000-004-30004	INSTR					45,779
Sandahl, ElizabethLCAP 3.4						45,779
TOTAL:		139,610	194,268	102,344	91,924	90,607
TOTAL: 1xxx		139,610	194,268	102,344	91,924	90,607
2100 INSTRUCTIONAL AIDE SALARIES						
01-3010-0-2100-1150-1000-002-00000	INSTR	110,686	252,764	180,195	72,568	
Casson, Lexi			28,403			
Heller, Brenda			33,434			
Heller, Katie			33,011			
Higgs, Shelly			2,635			
Knight, Cheryl			24,346			
Neely, Sierra			25,609			
Rutherford, Kacie			23,444			
Shelton, Kelly			32,461			
Willmett, Jennifer			24,346			
delaFuente, Ana Lisa			25,076			
01-3010-0-2100-1150-1000-002-10005	INSTR					64,484
Casson, LexiLCAP 1.5						7,967
Higgs, ShellyLCAP 1.5						7,728
Knight, CherylLCAP 1.5						11,950
Neely, SierraLCAP 1.5						12,939
Rutherford, KacieLCAP 1.5						11,839
Willmett, JenniferLCAP 1.5						12,062
01-3010-0-2100-1150-1000-002-20005	INSTR					64,484
Casson, LexiLCAP 2.5						7,967
Higgs, ShellyLCAP 2.5						7,728
Knight, CherylLCAP 2.5						11,950
Neely, SierraLCAP 2.5						12,939

FUND :01 GENERAL FUND RESOURCE:3010 IASA-TL I BSC GR LOW INC/NEGLE

	FUNCTION	2021-2022 21/22 Unaud Act	2022-2023 22/23 WORK BUD	2022-2023 22/23 YTD ACT+EMCB	CALC: 3-4 2022-2023 22/23 BALANCE	2023-2024 23/24 BUDGET
Rutherford, KacieLCAP 2.5						11,839
Willmett, JenniferLCAP 2.5						12,062
01-3010-0-2100-1150-1000-004-00000	INSTR	154,084	185,059	206,562	21,503-	12,094
ALFORD-WELLS, AVA			10,745			
Davis, Deedee			20,896			
Eldridge, Beneva			27,082			
GOLDIE, DEBBIE			12,088			
Goldie, Debbie						12,094
Maureen, Stacey			32,461			
Mendieta, Consuelo			27,410			
Rassmusien, Debbie			26,987			
Scott, Vicki			27,389			
01-3010-0-2100-1150-1000-004-10005	INSTR					72,909
Davis, DeedeeLCAP 1.5						10,348
Eldridge, BenevaLCAP 1.5						13,671
Mendieta, ConsueloLCAP 1.5						13,698
Murieen, StaceyLCAP 1.5						15,934
Scott, VickiLCAP 1.5						13,833
Vacant?LCAP 1.5						5,426
01-3010-0-2100-1150-1000-004-20005	INSTR					72,909
Davis, DeedeeLCAP 2.5						10,348
Eldridge, BenevaLCAP 2.5						13,671
Mendieta, ConsueloLCAP 2.5						13,698
Murieen, StaceyLCAP 2.5						15,934
Scott, VickiLCAP 2.5						13,833
Vacant?LCAP 2.5						5,426
TOTAL:		264,770	437,822	386,757	51,066	286,880
TOTAL: 2xxx		264,770	437,822	386,757	51,066	286,880
3101 STRS CERTIFICATED						
01-3010-0-3101-1150-1000-002-00000	INSTR	6,279	20,900	7,671	13,230	
*Harris, Katie			8,381			
*Shelby, Carla			12,520			
01-3010-0-3101-1150-1000-002-30004	INSTR					8,562
*Harris, KatieLCAP						8,562
01-3010-0-3101-1150-1000-004-00000	INSTR	7,467	16,205	234	15,970	
*Weed, Misty			16,205			
01-3010-0-3101-1150-1000-004-30004	INSTR					8,744
*Sandahl, Elizabet						8,744
TOTAL:		13,746	37,105	7,905	29,200	17,306
3201 PERS CERTIFICATED						
01-3010-0-3201-1150-1000-002-00000	INSTR	12,134		14,955	14,955-	
TOTAL:		12,134		14,955	14,955-	
3202 PERS CLASSIFIED						
01-3010-0-3202-1150-1000-002-00000	INSTR	25,367	64,126	45,730	18,396	
*Casson, Lexi			7,206			
*Heller, Brenda			8,482			

FUND :01 GENERAL FUND RESOURCE:3010 IASA-TL I BSC GR LOW INC/NEGLE

	FUNCTION	2021-2022 21/22 Unaud Act	2022-2023 22/23 WORK BUD	2022-2023 22/23 YTD ACT+EMCB	CALC: 3-4 2022-2023 22/23 BALANCE	2023-2024 23/24 BUDGET
*Heller, Katie			8,375			
*Higgs, Shelly			669			
*Knight, Cheryl			6,176			
*Neely, Sierra			6,497			
*Rutherford, Kacie			5,948			
*Shelton, Kelly			8,235			
*Willmett, Jennife			6,176			
*delaFuente, Ana L			6,362			
01-3010-0-3202-1150-1000-002-10005	INSTR					17,204
*Casson, LexiLCAP						2,126
*Higgs, ShellyLCAP						2,062
*Knight, CherylLCA						3,188
*Neely, SierraLCAP						3,452
*Rutherford, Kacie						3,159
*Willmett, Jennife						3,218
01-3010-0-3202-1150-1000-002-20005	INSTR					17,204
*Casson, LexiLCAP						2,126
*Higgs, ShellyLCAP						2,062
*Knight, CherylLCA						3,188
*Neely, SierraLCAP						3,452
*Rutherford, Kacie						3,159
*Willmett, Jennife						3,218
01-3010-0-3202-1150-1000-004-00000	INSTR	35,051	46,949	52,800	5,851-	3,227
*ALFORD-WELLS, AVA			2,726			
*Davis, Deedee			5,301			
*Eldridge, Beneva			6,871			
*GOLDIE, DEBBIE			3,067			
*Goldie, Debbie						3,227
*Maureen, Stacey			8,235			
*Mendieta, Consuel			6,954			
*Rassmusien, Debbi			6,847			
*Scott, Vicki			6,949			
01-3010-0-3202-1150-1000-004-10005	INSTR					19,452
*Davis, DeedeeLCAP						2,761
*Eldridge, BenevaL						3,647
*Mendieta, Consuel						3,655
*Murieen, StaceyLC						4,251
*Scott, VickiLCAP						3,691
*Vacant?LCAP 1.5						1,448
01-3010-0-3202-1150-1000-004-20005	INSTR					19,452
*Davis, DeedeeLCAP						2,761
*Eldridge, BenevaL						3,647
*Mendieta, Consuel						3,655
*Murieen, StaceyLC						4,251
*Scott, VickiLCAP						3,691
*Vacant?LCAP 2.5						1,448
TOTAL:		60,418	111,076	98,531	12,545	76,540
3301 SOCIAL SECURITY CERTIFICATED						
01-3010-0-3301-1150-1000-002-00000	INSTR	3,284		3,655	3,655-	

FUND :01 GENERAL FUND RESOURCE:3010 IASA-TL I BSC GR LOW INC/NEGLE

	FUNCTION	2021-2022 21/22 Unaud Act	2022-2023 22/23 WORK BUD	2022-2023 22/23 YTD ACT+EMCB	CALC: 3-4 2022-2023 22/23 BALANCE	2023-2024 23/24 BUDGET
01-3010-0-3301-1150-1000-004-00000	INSTR	228				
TOTAL:		3,511		3,655	3,655-	
3302 SOCIAL SECURITY CLASSIFIED						
01-3010-0-3302-1150-1000-002-00000	INSTR	6,234	15,671	10,635	5,036	
*Casson, Lexi			1,761			
*Heller, Brenda			2,073			
*Heller, Katie			2,047			
*Higgs, Shelly			163			
*Knight, Cheryl			1,509			
*Neely, Sierra			1,588			
*Rutherford, Kacie			1,454			
*Shelton, Kelly			2,013			
*Willmett, Jennife			1,509			
*delaFuente, Ana L			1,555			
01-3010-0-3302-1150-1000-002-10005	INSTR					3,998
*Casson, LexiLCAP						494
*Higgs, ShellyLCAP						479
*Knight, CherylLCA						741
*Neely, SierraLCAP						802
*Rutherford, Kacie						734
*Willmett, Jennife						748
01-3010-0-3302-1150-1000-002-20005	INSTR					3,998
*Casson, LexiLCAP						494
*Higgs, ShellyLCAP						479
*Knight, CherylLCA						741
*Neely, SierraLCAP						802
*Rutherford, Kacie						734
*Willmett, Jennife						748
01-3010-0-3302-1150-1000-004-00000	INSTR	9,547	11,474	13,024	1,550-	750
*ALFORD-WELLS, AVA			666			
*Davis, Deedee			1,296			
*Eldridge, Beneva			1,679			
*GOLDIE, DEBBIE			749			
*Goldie, Debbie						750
*Maureen, Stacey			2,013			
*Mendieta, Consuel			1,699			
*Rassmusien, Debbi			1,673			
*Scott, Vicki			1,698			
01-3010-0-3302-1150-1000-004-10005	INSTR					4,520
*Davis, DeedeeLCAP						642
*Eldridge, BenevaL						848
*Mendieta, Consuel						849
*Murieen, StaceyLC						988
*Scott, VickiLCAP						858
*Vacant?LCAP 1.5						336
01-3010-0-3302-1150-1000-004-20005	INSTR					4,520
*Davis, DeedeeLCAP						642
*Eldridge, BenevaL						848
*Mendieta, Consuel						849

FUND :01 GENERAL FUND RESOURCE:3010 IASA-TL I BSC GR LOW INC/NEGLE

	FUNCTION	2021-2022 21/22 Unaud Act	2022-2023 22/23 WORK BUD	2022-2023 22/23 YTD ACT+EMCB	CALC: 3-4 2022-2023 22/23 BALANCE	2023-2024 23/24 BUDGET
*Murieen, StaceyLC						988
*Scott, VickiLCAP						858
*Vacant?LCAP 2.5						336
TOTAL:		15,780	27,145	23,658	3,487	17,787
3311 MEDICARE - CERTIFICATED						
01-3010-0-3311-1150-1000-002-00000	INSTR	1,331	1,587	1,468	119	
*Harris, Katie			636			
*Shelby, Carla			950			
01-3010-0-3311-1150-1000-002-30004	INSTR					650
*Harris, KatieLCAP						650
01-3010-0-3311-1150-1000-004-00000	INSTR	693	1,230	15	1,216	
*Weed, Misty			1,230			
01-3010-0-3311-1150-1000-004-30004	INSTR					664
*Sandahl, Elizabet						664
TOTAL:		2,024	2,817	1,482	1,335	1,314
3312 MEDICARE - CLASSIFIED						
01-3010-0-3312-1150-1000-002-00000	INSTR	1,458	3,665	2,487	1,178	
*Casson, Lexi			412			
*Heller, Brenda			485			
*Heller, Katie			479			
*Higgs, Shelly			38			
*Knight, Cheryl			353			
*Neely, Sierra			371			
*Rutherford, Kacie			340			
*Shelton, Kelly			471			
*Willmett, Jennife			353			
*delaFuente, Ana L			364			
01-3010-0-3312-1150-1000-002-10005	INSTR					935
*Casson, LexiLCAP						116
*Higgs, ShellyLCAP						112
*Knight, CherylLCA						173
*Neely, SierraLCAP						188
*Rutherford, Kacie						172
*Willmett, Jennife						175
01-3010-0-3312-1150-1000-002-20005	INSTR					935
*Casson, LexiLCAP						116
*Higgs, ShellyLCAP						112
*Knight, CherylLCA						173
*Neely, SierraLCAP						188
*Rutherford, Kacie						172
*Willmett, Jennife						175
01-3010-0-3312-1150-1000-004-00000	INSTR	2,233	2,683	3,046	362-	175
*ALFORD-WELLS, AVA			156			
*Davis, Deedee			303			
*Eldridge, Beneva			393			
*GOLDIE, DEBBIE			175			
*Goldie, Debbie						175
*Maureen, Stacey			471			

FUND :01 GENERAL FUND RESOURCE:3010 IASA-TL I BSC GR LOW INC/NEGLE

	FUNCTION	2021-2022 21/22 Unaud Act	2022-2023 22/23 WORK BUD	2022-2023 22/23 YTD ACT+EMCB	CALC: 3-4 2022-2023 22/23 BALANCE	2023-2024 23/24 BUDGET
*Mendieta, Consuel			397			
*Rassmusien, Debbi			391			
*Scott, Vicki			397			
01-3010-0-3312-1150-1000-004-10005	INSTR					1,057
*Davis, DeedeeLCAP						150
*Eldridge, BenevaL						198
*Mendieta, Consuel						199
*Murieen, StaceyLC						231
*Scott, VickiLCAP						201
*Vacant?LCAP 1.5						79
01-3010-0-3312-1150-1000-004-20005	INSTR					1,057
*Davis, DeedeeLCAP						150
*Eldridge, BenevaL						198
*Mendieta, Consuel						199
*Murieen, StaceyLC						231
*Scott, VickiLCAP						201
*Vacant?LCAP 2.5						79
TOTAL:		3,691	6,348	5,533	815	4,160
3401 HEALTH & WELFARE CERTIFICATED						
01-3010-0-3401-1150-1000-002-00000	INSTR	19,249	24,321	19,800	4,521	
DETAIL LINE			24,321			
01-3010-0-3401-1150-1000-002-30004	INSTR					6,600
Harris, KatieLCAP 3.4,H&W						6,600
01-3010-0-3401-1150-1000-004-00000	INSTR	8,797	11,115	743	10,372	
DETAIL LINE			11,115			
01-3010-0-3401-1150-1000-004-30004	INSTR					8,911
Sandahl, ElizabethLCAP 3.4,H&W						8,911
TOTAL:		28,046	35,436	20,543	14,893	15,511
3402 HEALTH & WELFARE CLASSIFIED						
01-3010-0-3402-1150-1000-002-00000	INSTR	35,985	35,250	59,314	24,064-	39,600
DETAIL LINE			35,250			
Delafuente, Ana Lisa,H&W						13,200
Neely, Sierra,H&W						13,200
Shelton, Kelly,H&W						13,200
01-3010-0-3402-1150-1000-002-10005	INSTR					6,600
Neely, SierraLCAP 1.5,H&W						6,600
01-3010-0-3402-1150-1000-002-20005	INSTR					6,600
Neely, SierraLCAP 2.5,H&W						6,600
01-3010-0-3402-1150-1000-004-00000	INSTR	23,344	22,908	38,954	16,046-	24,819
DETAIL LINE			22,908			
Davis, Deedee,H&W						13,200
Murieen, Stacey,H&W						11,619
01-3010-0-3402-1150-1000-004-10005	INSTR					12,409
Davis, DeedeeLCAP 1.5,H&W						6,600
Murieen, StaceyLCAP 1.5,H&W						5,809
01-3010-0-3402-1150-1000-004-20005	INSTR					12,409
Davis, DeedeeLCAP 2.5,H&W						6,600
Murieen, StaceyLCAP 2.5,H&W						5,809

FUND :01 GENERAL FUND RESOURCE:3010 IASA-TL I BSC GR LOW INC/NEGLE

	FUNCTION	2021-2022 21/22 Unaud Act	2022-2023 22/23 WORK BUD	2022-2023 22/23 YTD ACT+EMCB	CALC: 3-4 2022-2023 22/23 BALANCE	2023-2024 23/24 BUDGET
TOTAL:		59,329	58,158	98,268	40,110-	102,437
3501 UNEMPLOYMENT - CERTIFICATED						
01-3010-0-3501-1150-1000-002-00000	INSTR	459	547	506	41	
*Harris, Katie			219			
*Shelby, Carla			328			
01-3010-0-3501-1150-1000-002-30004	INSTR					22
*Harris, KatieLCAP						22
01-3010-0-3501-1150-1000-004-00000	INSTR	239	424	5	419	
*Weed, Misty			424			
01-3010-0-3501-1150-1000-004-30004	INSTR					23
*Sandahl, Elizabet						23
TOTAL:		698	971	511	460	45
3502 UNEMPLOYMENT - CLASSIFIED						
01-3010-0-3502-1150-1000-002-00000	INSTR	503	1,264	848	416	
*Casson, Lexi			142			
*Heller, Brenda			167			
*Heller, Katie			165			
*Higgs, Shelly			13			
*Knight, Cheryl			122			
*Neely, Sierra			128			
*Rutherford, Kacie			117			
*Shelton, Kelly			162			
*Willmett, Jennife			122			
*delaFuente, Ana L			125			
01-3010-0-3502-1150-1000-002-10005	INSTR					32
*Casson, LexiLCAP						4
*Higgs, ShellyLCAP						4
*Knight, CherylLCA						6
*Neely, SierraLCAP						6
*Rutherford, Kacie						6
*Willmett, Jennife						6
01-3010-0-3502-1150-1000-002-20005	INSTR					32
*Casson, LexiLCAP						4
*Higgs, ShellyLCAP						4
*Knight, CherylLCA						6
*Neely, SierraLCAP						6
*Rutherford, Kacie						6
*Willmett, Jennife						6
01-3010-0-3502-1150-1000-004-00000	INSTR	770	925	1,032	107-	6
*ALFORD-WELLS, AVA			54			
*Davis, Deedee			104			
*Eldridge, Beneva			135			
*GOLDIE, DEBBIE			60			
*Goldie, Debbie						6
*Maureen, Stacey			162			
*Mendieta, Consuel			137			
*Rassmusien, Debbi			135			
*Scott, Vicki			137			

FUND :01 GENERAL FUND RESOURCE:3010 IASA-TL I BSC GR LOW INC/NEGLE

	FUNCTION	2021-2022 21/22 Unaud Act	2022-2023 22/23 WORK BUD	2022-2023 22/23 YTD ACT+EMCB	CALC: 3-4 2022-2023 22/23 BALANCE	2023-2024 23/24 BUDGET
01-3010-0-3502-1150-1000-004-10005	INSTR					36
*Davis, DeedeeLCAP						5
*Eldridge, BenevaL						7
*Mendieta, Consuel						7
*Murieen, StaceyLC						8
*Scott, VickiLCAP						7
*Vacant?LCAP 1.5						3
01-3010-0-3502-1150-1000-004-20005	INSTR					36
*Davis, DeedeeLCAP						5
*Eldridge, BenevaL						7
*Mendieta, Consuel						7
*Murieen, StaceyLC						8
*Scott, VickiLCAP						7
*Vacant?LCAP 2.5						3
TOTAL:		1,273	2,189	1,880	309	143
3601 WORKERS COMP - CERTIFICATED						
01-3010-0-3601-1150-1000-002-00000	INSTR	1,586	2,148	1,987	161	
*Harris, Katie			862			
*Shelby, Carla			1,287			
01-3010-0-3601-1150-1000-002-30004	INSTR					880
*Harris, KatieLCAP						880
01-3010-0-3601-1150-1000-004-00000	INSTR	825	1,666	20	1,646	
*Weed, Misty			1,666			
01-3010-0-3601-1150-1000-004-30004	INSTR					899
*Sandahl, Elizabet						899
TOTAL:		2,411	3,814	2,007	1,807	1,779
3602 WORKERS COMP - CLASSIFIED						
01-3010-0-3602-1150-1000-002-00000	INSTR	1,737	4,963	3,334	1,629	
*Casson, Lexi			558			
*Heller, Brenda			656			
*Heller, Katie			648			
*Higgs, Shelly			52			
*Knight, Cheryl			478			
*Neely, Sierra			503			
*Rutherford, Kacie			460			
*Shelton, Kelly			637			
*Willmett, Jennife			478			
*delaFuente, Ana L			492			
01-3010-0-3602-1150-1000-002-10005	INSTR					1,266
*Casson, LexiLCAP						156
*Higgs, ShellyLCAP						152
*Knight, CherylLCA						235
*Neely, SierraLCAP						254
*Rutherford, Kacie						232
*Willmett, Jennife						237
01-3010-0-3602-1150-1000-002-20005	INSTR					1,266
*Casson, LexiLCAP						156
*Higgs, ShellyLCAP						152

FUND :01 GENERAL FUND RESOURCE:3010 IASA-TL I BSC GR LOW INC/NEGLE

	FUNCTION	2021-2022 21/22 Unaud Act	2022-2023 22/23 WORK BUD	2022-2023 22/23 YTD ACT+EMCB	CALC: 3-4 2022-2023 22/23 BALANCE	2023-2024 23/24 BUDGET
*Knight, CherylLCA						235
*Neely, SierraLCAP						254
*Rutherford, Kacie						232
*Willmett, Jennife						237
01-3010-0-3602-1150-1000-004-00000	INSTR	2,660	3,633	4,054	421-	237
*ALFORD-WELLS, AVA			211			
*Davis, Deedee			410			
*Eldridge, Beneva			532			
*GOLDIE, DEBBIE			237			
*Goldie, Debbie						237
*Maureen, Stacey			637			
*Mendieta, Consuel			538			
*Rassmusien, Debbi			530			
*Scott, Vicki			538			
01-3010-0-3602-1150-1000-004-10005	INSTR					1,432
*Davis, DeedeeLCAP						203
*Eldridge, BenevaL						268
*Mendieta, Consuel						269
*Murieen, StaceyLC						313
*Scott, VickiLCAP						272
*Vacant?LCAP 1.5						107
01-3010-0-3602-1150-1000-004-20005	INSTR					1,432
*Davis, DeedeeLCAP						203
*Eldridge, BenevaL						268
*Mendieta, Consuel						269
*Murieen, StaceyLC						313
*Scott, VickiLCAP						272
*Vacant?LCAP 2.5						107
TOTAL:		4,398	8,596	7,388	1,208	5,633
TOTAL: 3xxx		207,457	293,656	286,316	7,339	242,654
5200 TRAVEL & CONFERENCE						
01-3010-0-5200-1150-1000-000-00000	INSTR	950				
TOTAL:		950				
5800 PROFES'L/CONSULTG SVCS/OP EXP						
01-3010-0-5800-0000-2150-000-00000	SP PR A		11,750		11,750	11,750
DETAIL LINE			11,750			11,750
01-3010-0-5800-1150-1000-004-00000	INSTR		19,000		19,000	19,000
DETAIL LINE			19,000			19,000
TOTAL:			30,750		30,750	30,750
5864 CO-OP / SCOE						
01-3010-0-5864-0000-2150-000-00000	SP PR A	12,250		12,750	12,750-	
TOTAL:		12,250		12,750	12,750-	
TOTAL: 5xxx		13,200	30,750	12,750	18,000	30,750
*SUB-TOTAL:1000-5999		625,037	956,496	788,167	168,329	650,891
7310 TRANSFERS OF INDIRECT COSTS						

FUND :01 GENERAL FUND RESOURCE:3010 IASA-TL I BSC GR LOW INC/NEGLE

	FUNCTION	2021-2022 21/22 Unaud Act	2022-2023 22/23 WORK BUD	2022-2023 22/23 YTD ACT+EMCB	CALC: 3-4 2022-2023 22/23 BALANCE	2023-2024 23/24 BUDGET
01-3010-0-7310-0000-7210-000-00000	COST TR	42,395				
TOTAL:		42,395				
TOTAL: 7xxx		42,395				
*SUB-TOTAL:1000-7999		667,432	956,496	788,167	168,329	650,891

FUND :01 GENERAL FUND RESOURCE:3210 ELEM/SECONDARY EMERGNCY RELIEF

	FUNCTION	2021-2022 21/22 Unaud Act	2022-2023 22/23 WORK BUD	2022-2023 22/23 YTD ACT+EMCB	CALC: 3-4 2022-2023 22/23 BALANCE	2023-2024 23/24 BUDGET
8290 ALL OTHER FEDERAL REVENUES						
01-3210-0-8290-0000-0000-000-00000	REV/BAL	150,713				
TOTAL:		150,713				
TOTAL: 8xxx		150,713				
4300 SUPPLIES						
01-3210-0-4300-0000-7200-000-00000	GEN ADM	223				
01-3210-0-4300-1150-1000-000-00000	INSTR	539-				
01-3210-0-4300-1150-1000-002-00000	INSTR	17,904				
01-3210-0-4300-1150-1000-004-00000	INSTR	20,380				
01-3210-0-4300-1150-3140-000-00000	HLTHSER	4,897				
TOTAL:		42,867				
4400 NON-CAPITALIZED EQUIP.						
01-3210-0-4400-1150-1000-002-00000	INSTR	5,843				
01-3210-0-4400-1150-1000-004-00000	INSTR	5,843				
TOTAL:		11,685				
TOTAL: 4xxx		54,552				
5800 PROFES'L/CONSULTG SVCS/OP EXP						
01-3210-0-5800-1150-1000-004-00000	INSTR	62,000				
TOTAL:		62,000				
5900 COMMUNICATIONS						
01-3210-0-5900-0000-7200-000-00000	GEN ADM	21,424				
TOTAL:		21,424				
TOTAL: 5xxx		83,424				
*SUB-TOTAL:1000-5999		137,976				

FUND :01 GENERAL FUND RESOURCE:3212 ELEMENTARY SCHOOL RELIEF II

	FUNCTION	2021-2022 21/22 Unaud Act	2022-2023 22/23 WORK BUD	2022-2023 22/23 YTD ACT+EMCB	CALC: 3-4 2022-2023 22/23 BALANCE	2023-2024 23/24 BUDGET
8290 ALL OTHER FEDERAL REVENUES						
01-3212-0-8290-0000-0000-000-00000	REV/BAL	853,436	1,174,194	1,025,878	148,316	
ESSER II			1,174,194			
TOTAL:		853,436	1,174,194	1,025,878	148,316	
TOTAL: 8xxx		853,436	1,174,194	1,025,878	148,316	
1100 CERTIFICATED TEACHERS SALARIES						
01-3212-0-1100-1150-1000-000-00000	INSTR	2,000				
01-3212-0-1100-1150-1000-002-00000	INSTR	42,150				
01-3212-0-1100-1150-1000-004-00000	INSTR	38,000				
01-3212-0-1100-1150-4000-000-00000	ANCILSE	12,000				
01-3212-0-1100-5760-1120-002-00000	SE RSP	1,800				
01-3212-0-1100-5760-1120-004-00000	SE RSP	4,000				
TOTAL:		99,950				
1170 CERTIFICATED TEACHER SUBSTITUT						
01-3212-0-1170-1150-1000-000-00000	INSTR	2,000				
TOTAL:		2,000				
1300 CERTIFICATED SUPERV & ADM SAL						
01-3212-0-1300-0000-2700-002-00000	SCH ADM	2,000				
01-3212-0-1300-0000-7150-000-00000	SUPT	2,000				
TOTAL:		4,000				
TOTAL: 1xxx		105,950				
2100 INSTRUCTIONAL AIDE SALARIES						
01-3212-0-2100-1150-1000-000-00000	INSTR	1,688				
01-3212-0-2100-1150-1000-002-00000	INSTR	39,203				
01-3212-0-2100-1150-1000-004-00000	INSTR	11,810				
01-3212-0-2100-5760-1120-002-00000	SE RSP	2,000				
01-3212-0-2100-7110-1000-002-00000	INSTR	1,375				
TOTAL:		56,076				
2200 CLASSIFIED SUPPORT SALARIES						
01-3212-0-2200-0000-2420-000-00000	INSTMED	2,000				
01-3212-0-2200-0000-2460-000-00000	TECHNLG	6,124				
01-3212-0-2200-0000-8200-000-00000	OPER	3,938				
01-3212-0-2200-0000-8200-002-00000	OPER	3,000				
01-3212-0-2200-0000-8200-004-00000	OPER	5,000				
TOTAL:		20,061				
2300 CLASSIFIED SUPERV & ADMIN SAL						
01-3212-0-2300-7110-2100-004-00000	INST SU	2,000				
TOTAL:		2,000				
2400 CLERICAL/TECHNICAL/OFFICE SAL						
01-3212-0-2400-0000-2700-002-00000	SCH ADM	5,000				
01-3212-0-2400-0000-2700-004-00000	SCH ADM	5,000				

FUND :01 GENERAL FUND RESOURCE:3212 ELEMENTARY SCHOOL RELIEF II

	FUNCTION	2021-2022 21/22 Unaud Act	2022-2023 22/23 WORK BUD	2022-2023 22/23 YTD ACT+EMCB	CALC: 3-4 2022-2023 22/23 BALANCE	2023-2024 23/24 BUDGET
01-3212-0-2400-0000-7200-000-00000	GEN ADM	4,000				
TOTAL:		14,000				
2900 OTHER CLASSIFIED SALARIES						
01-3212-0-2900-0000-8200-000-00000	OPER	2,000				
TOTAL:		2,000				
TOTAL: 2xxx		94,137				
3101 STRS CERTIFICATED						
01-3212-0-3101-0000-2700-002-00000	SCH ADM	165				
01-3212-0-3101-0000-7150-000-00000	SUPT	165				
01-3212-0-3101-1150-1000-000-00000	INSTR	330				
01-3212-0-3101-1150-1000-002-00000	INSTR	2,162				
01-3212-0-3101-1150-1000-004-00000	INSTR	2,145				
01-3212-0-3101-1150-4000-000-00000	ANCILSE	825				
01-3212-0-3101-5760-1120-002-00000	SE RSP	149				
01-3212-0-3101-5760-1120-004-00000	SE RSP	165				
TOTAL:		6,105				
3202 PERS CLASSIFIED						
01-3212-0-3202-1150-1000-002-00000	INSTR	2,584				
TOTAL:		2,584				
3301 SOCIAL SECURITY CERTIFICATED						
01-3212-0-3301-1150-1000-002-00000	INSTR	245				
TOTAL:		245				
3302 SOCIAL SECURITY CLASSIFIED						
01-3212-0-3302-0000-2420-000-00000	INSTMED	124				
01-3212-0-3302-0000-2460-000-00000	TECHNLG	349				
01-3212-0-3302-0000-2700-002-00000	SCH ADM	310				
01-3212-0-3302-0000-2700-004-00000	SCH ADM	310				
01-3212-0-3302-0000-7200-000-00000	GEN ADM	248				
01-3212-0-3302-0000-8200-000-00000	OPER	368				
01-3212-0-3302-0000-8200-002-00000	OPER	186				
01-3212-0-3302-0000-8200-004-00000	OPER	310				
01-3212-0-3302-1150-1000-000-00000	INSTR	105				
01-3212-0-3302-1150-1000-002-00000	INSTR	2,431				
01-3212-0-3302-1150-1000-004-00000	INSTR	732				
01-3212-0-3302-5760-1120-002-00000	SE RSP	124				
01-3212-0-3302-7110-1000-002-00000	INSTR	85				
01-3212-0-3302-7110-2100-004-00000	INST SU	124				
TOTAL:		5,806				
3311 MEDICARE - CERTIFICATED						
01-3212-0-3311-0000-2700-002-00000	SCH ADM	29				
01-3212-0-3311-0000-7150-000-00000	SUPT	29				
01-3212-0-3311-1150-1000-000-00000	INSTR	58				
01-3212-0-3311-1150-1000-002-00000	INSTR	611				

FUND :01 GENERAL FUND RESOURCE:3212 ELEMENTARY SCHOOL RELIEF II

	FUNCTION	2021-2022 21/22 Unaud Act	2022-2023 22/23 WORK BUD	2022-2023 22/23 YTD ACT+EMCB	CALC: 3-4 2022-2023 22/23 BALANCE	2023-2024 23/24 BUDGET
01-3212-0-3311-1150-1000-004-00000	INSTR	551				
01-3212-0-3311-1150-4000-000-00000	ANCILSE	174				
01-3212-0-3311-5760-1120-002-00000	SE RSP	26				
01-3212-0-3311-5760-1120-004-00000	SE RSP	58				
TOTAL:		1,536				
3312 MEDICARE - CLASSIFIED						
01-3212-0-3312-0000-2420-000-00000	INSTMED	29				
01-3212-0-3312-0000-2460-000-00000	TECHNLG	82				
01-3212-0-3312-0000-2700-002-00000	SCH ADM	73				
01-3212-0-3312-0000-2700-004-00000	SCH ADM	73				
01-3212-0-3312-0000-7200-000-00000	GEN ADM	58				
01-3212-0-3312-0000-8200-000-00000	OPER	86				
01-3212-0-3312-0000-8200-002-00000	OPER	44				
01-3212-0-3312-0000-8200-004-00000	OPER	73				
01-3212-0-3312-1150-1000-000-00000	INSTR	24				
01-3212-0-3312-1150-1000-002-00000	INSTR	568				
01-3212-0-3312-1150-1000-004-00000	INSTR	171				
01-3212-0-3312-5760-1120-002-00000	SE RSP	29				
01-3212-0-3312-7110-1000-002-00000	INSTR	20				
01-3212-0-3312-7110-2100-004-00000	INST SU	29				
TOTAL:		1,358				
3402 HEALTH & WELFARE CLASSIFIED						
01-3212-0-3402-0000-2700-004-00000	SCH ADM	371				
01-3212-0-3402-1150-1000-002-00000	INSTR	5,255				
TOTAL:		5,626				
3501 UNEMPLOYMENT - CERTIFICATED						
01-3212-0-3501-0000-2700-002-00000	SCH ADM	10				
01-3212-0-3501-0000-7150-000-00000	SUPT	10				
01-3212-0-3501-1150-1000-000-00000	INSTR	20				
01-3212-0-3501-1150-1000-002-00000	INSTR	211				
01-3212-0-3501-1150-1000-004-00000	INSTR	190				
01-3212-0-3501-1150-4000-000-00000	ANCILSE	60				
01-3212-0-3501-5760-1120-002-00000	SE RSP	9				
01-3212-0-3501-5760-1120-004-00000	SE RSP	20				
TOTAL:		530				
3502 UNEMPLOYMENT - CLASSIFIED						
01-3212-0-3502-0000-2420-000-00000	INSTMED	10				
01-3212-0-3502-0000-2460-000-00000	TECHNLG	28				
01-3212-0-3502-0000-2700-002-00000	SCH ADM	25				
01-3212-0-3502-0000-2700-004-00000	SCH ADM	25				
01-3212-0-3502-0000-7200-000-00000	GEN ADM	20				
01-3212-0-3502-0000-8200-000-00000	OPER	30				
01-3212-0-3502-0000-8200-002-00000	OPER	15				
01-3212-0-3502-0000-8200-004-00000	OPER	25				
01-3212-0-3502-1150-1000-000-00000	INSTR	8				
01-3212-0-3502-1150-1000-002-00000	INSTR	196				

FUND :01 GENERAL FUND RESOURCE:3212 ELEMENTARY SCHOOL RELIEF II

	FUNCTION	2021-2022 21/22 Unaud Act	2022-2023 22/23 WORK BUD	2022-2023 22/23 YTD ACT+EMCB	CALC: 3-4 2022-2023 22/23 BALANCE	2023-2024 23/24 BUDGET
01-3212-0-3502-1150-1000-004-00000	INSTR	59				
01-3212-0-3502-5760-1120-002-00000	SE RSP	10				
01-3212-0-3502-7110-1000-002-00000	INSTR	7				
01-3212-0-3502-7110-2100-004-00000	INST SU	10				
TOTAL:		468				
3601 WORKERS COMP - CERTIFICATED						
01-3212-0-3601-0000-2700-002-00000	SCH ADM	35				
01-3212-0-3601-0000-7150-000-00000	SUPT	35				
01-3212-0-3601-1150-1000-000-00000	INSTR	69				
01-3212-0-3601-1150-1000-002-00000	INSTR	728				
01-3212-0-3601-1150-1000-004-00000	INSTR	657				
01-3212-0-3601-1150-4000-000-00000	ANCILSE	207				
01-3212-0-3601-5760-1120-002-00000	SE RSP	31				
01-3212-0-3601-5760-1120-004-00000	SE RSP	69				
TOTAL:		1,831				
3602 WORKERS COMP - CLASSIFIED						
01-3212-0-3602-0000-2420-000-00000	INSTMED	35				
01-3212-0-3602-0000-2460-000-00000	TECHNLG	97				
01-3212-0-3602-0000-2700-002-00000	SCH ADM	86				
01-3212-0-3602-0000-2700-004-00000	SCH ADM	86				
01-3212-0-3602-0000-7200-000-00000	GEN ADM	69				
01-3212-0-3602-0000-8200-000-00000	OPER	103				
01-3212-0-3602-0000-8200-002-00000	OPER	52				
01-3212-0-3602-0000-8200-004-00000	OPER	86				
01-3212-0-3602-1150-1000-000-00000	INSTR	29				
01-3212-0-3602-1150-1000-002-00000	INSTR	677				
01-3212-0-3602-1150-1000-004-00000	INSTR	204				
01-3212-0-3602-5760-1120-002-00000	SE RSP	35				
01-3212-0-3602-7110-1000-002-00000	INSTR	24				
01-3212-0-3602-7110-2100-004-00000	INST SU	35				
TOTAL:		1,618				
TOTAL: 3xxx		27,706				
4300 SUPPLIES						
01-3212-0-4300-0000-3140-004-00000	HLTHSER	2,431				
01-3212-0-4300-0000-7200-000-00000	GEN ADM	91				
01-3212-0-4300-1150-1000-000-00000	INSTR	5,745				
01-3212-0-4300-1150-1000-002-00000	INSTR	133,604				
01-3212-0-4300-1150-1000-004-00000	INSTR	202				
01-3212-0-4300-1150-3140-000-00000	HLTHSER	11,410				
TOTAL:		153,483				
4400 NON-CAPITALIZED EQUIP.						
01-3212-0-4400-0000-8200-002-00000	OPER	5,888				
01-3212-0-4400-1150-1000-000-00000	INSTR	10,739				
01-3212-0-4400-1150-3140-000-00000	HLTHSER	2,187				
TOTAL:		18,814				

FUND :01 GENERAL FUND RESOURCE:3212 ELEMENTARY SCHOOL RELIEF II

	FUNCTION	2021-2022 21/22 Unaud Act	2022-2023 22/23 WORK BUD	2022-2023 22/23 YTD ACT+EMCB	CALC: 3-4 2022-2023 22/23 BALANCE	2023-2024 23/24 BUDGET
TOTAL: 4xxx		172,297				
5600 RENTALS, LEASES & REPAIRS,N.C.						
01-3212-0-5600-0000-8110-002-00000	MAINT	9,900		25,533	25,533-	
01-3212-0-5600-0000-8200-000-00000	OPER	1,800		1,800	1,800-	
TOTAL:		11,700		27,333	27,333-	
5800 PROFES'L/CONSULTG SVCS/OP EXP						
01-3212-0-5800-0000-7200-000-00000	GEN ADM	33		159	159-	
01-3212-0-5800-1150-1000-002-00000	INSTR	16,203				
01-3212-0-5800-1150-1000-004-00000	INSTR	2,763		2,350	2,350-	
TOTAL:		18,998		2,509	2,509-	
5900 COMMUNICATIONS						
01-3212-0-5900-0000-7200-000-00000	GEN ADM	15,761		6,304	6,304-	
TOTAL:		15,761		6,304	6,304-	
5930 COMMUNICATION - POSTAGE/METER						
01-3212-0-5930-0000-7200-004-00000	GEN ADM	80				
TOTAL:		80				
TOTAL: 5xxx		46,539		36,146	36,146-	
*SUB-TOTAL:1000-5999		446,629		36,146	36,146-	
6200 BUILDINGS & IMPROVEMNTS OF BLD						
01-3212-0-6200-0000-8500-000-00000	FAC ACQ	13,743		16,060	16,060-	
01-3212-0-6200-0000-8500-004-00000	FAC ACQ	540,114	350,163		350,163	
DETAIL LINE			350,163			
TOTAL:		553,857	350,163	16,060	334,103	
TOTAL: 6xxx		553,857	350,163	16,060	334,103	
*SUB-TOTAL:1000-6999		1,000,486	350,163	52,207	297,956	

FUND :01 GENERAL FUND RESOURCE:3213 ELEM-LEA EMER RLF III

	FUNCTION	2021-2022 21/22 Unaud Act	2022-2023 22/23 WORK BUD	2022-2023 22/23 YTD ACT+EMCB	CALC: 3-4 2022-2023 22/23 BALANCE	2023-2024 23/24 BUDGET
8290 ALL OTHER FEDERAL REVENUES						
01-3213-0-8290-0000-0000-000-00000	REV/BAL	68,974	1,400,000	1,005,750	394,250	
ESSER III			1,400,000			
TOTAL:		68,974	1,400,000	1,005,750	394,250	
TOTAL: 8xxx		68,974	1,400,000	1,005,750	394,250	
4300 SUPPLIES						
01-3213-0-4300-1150-1000-000-00000	INSTR			4,439	4,439-	
01-3213-0-4300-1150-3140-000-00000	HLTHSER			3,350	3,350-	
TOTAL:				7,789	7,789-	
4400 NON-CAPITALIZED EQUIP.						
01-3213-0-4400-0000-8110-000-00000	MAINT			29,533	29,533-	
TOTAL:				29,533	29,533-	
TOTAL: 4xxx				37,322	37,322-	
5600 RENTALS, LEASES & REPAIRS,N.C.						
01-3213-0-5600-0000-8110-004-00000	MAINT			11,779	11,779-	
TOTAL:				11,779	11,779-	
5800 PROFES'L/CONSULTG SVCS/OP EXP						
01-3213-0-5800-0000-3140-000-00000	HLTHSER			144	144-	
01-3213-0-5800-1150-1000-002-00000	INSTR			938	938-	
01-3213-0-5800-1150-1000-004-00000	INSTR			938	938-	
TOTAL:				2,020	2,020-	
5900 COMMUNICATIONS						
01-3213-0-5900-0000-7200-000-00000	GEN ADM			25,186	25,186-	
TOTAL:				25,186	25,186-	
TOTAL: 5xxx				38,985	38,985-	
*SUB-TOTAL:1000-5999				76,307	76,307-	
6200 BUILDINGS & IMPROVEMNTS OF BLD						
01-3213-0-6200-0000-8500-004-00000	FAC ACQ		1,400,000	1,675,224	275,224-	
DETAIL LINE			1,400,000			
TOTAL:			1,400,000	1,675,224	275,224-	
TOTAL: 6xxx			1,400,000	1,675,224	275,224-	
*SUB-TOTAL:1000-6999			1,400,000	1,751,531	351,531-	

FUND :01 GENERAL FUND RESOURCE:3214 LEARN LOSS EMERG RELIEF III

	FUNCTION	2021-2022 21/22 Unaud Act	2022-2023 22/23 WORK BUD	2022-2023 22/23 YTD ACT+EMCB	CALC: 3-4 2022-2023 22/23 BALANCE	2023-2024 23/24 BUDGET
8290 ALL OTHER FEDERAL REVENUES						
01-3214-0-8290-0000-0000-000-00000	REV/BAL	109,774	172,604	240,338	67,734-	
DETAIL LINE			172,604			
TOTAL:		109,774	172,604	240,338	67,734-	
TOTAL: 8xxx		109,774	172,604	240,338	67,734-	
2100 INSTRUCTIONAL AIDE SALARIES						
01-3214-0-2100-1150-1000-002-00000	INSTR	103,076		106,703	106,703-	
TOTAL:		103,076		106,703	106,703-	
TOTAL: 2xxx		103,076		106,703	106,703-	
3202 PERS CLASSIFIED						
01-3214-0-3202-1150-1000-002-00000	INSTR	18,677		26,961	26,961-	
TOTAL:		18,677		26,961	26,961-	
3302 SOCIAL SECURITY CLASSIFIED						
01-3214-0-3302-1150-1000-002-00000	INSTR	6,391		6,764	6,764-	
TOTAL:		6,391		6,764	6,764-	
3312 MEDICARE - CLASSIFIED						
01-3214-0-3312-1150-1000-002-00000	INSTR	1,495		1,582	1,582-	
TOTAL:		1,495		1,582	1,582-	
3402 HEALTH & WELFARE CLASSIFIED						
01-3214-0-3402-1150-1000-002-00000	INSTR	26,631		23,927	23,927-	
TOTAL:		26,631		23,927	23,927-	
3502 UNEMPLOYMENT - CLASSIFIED						
01-3214-0-3502-1150-1000-002-00000	INSTR	515		534	534-	
TOTAL:		515		534	534-	
3602 WORKERS COMP - CLASSIFIED						
01-3214-0-3602-1150-1000-002-00000	INSTR	1,781		2,095	2,095-	
TOTAL:		1,781		2,095	2,095-	
TOTAL: 3xxx		55,490		61,862	61,862-	
4300 SUPPLIES						
01-3214-0-4300-1150-1000-002-00000	INSTR			952	952-	
01-3214-0-4300-1150-1000-004-00000	INSTR			2,071	2,071-	
01-3214-0-4300-1150-2420-000-00000	INSTMED			853	853-	
TOTAL:				3,876	3,876-	
TOTAL: 4xxx				3,876	3,876-	
5200 TRAVEL & CONFERENCE						
01-3214-0-5200-0000-2700-004-00000	SCH ADM			87	87-	
TOTAL:				87	87-	
5800 PROFES'L/CONSULTG SVCS/OP EXP						

FUND :01 GENERAL FUND RESOURCE:3214 LEARN LOSS EMERG RELIEF III

	FUNCTION	2021-2022 21/22 Unaud Act	2022-2023 22/23 WORK BUD	2022-2023 22/23 YTD ACT+EMCB	CALC: 3-4 2022-2023 22/23 BALANCE	2023-2024 23/24 BUDGET
01-3214-0-5800-1150-1000-002-00000	INSTR			1,560	1,560-	
01-3214-0-5800-1150-1000-004-00000	INSTR			387	387-	
TOTAL:				1,947	1,947-	
TOTAL: 5xxx				2,034	2,034-	
*SUB-TOTAL:1000-5999		158,566		174,476	174,476-	

FUND :01 GENERAL FUND RESOURCE:3216 ESSER II STATE RESERVE

	FUNCTION	2021-2022 21/22 Unaud Act	2022-2023 22/23 WORK BUD	2022-2023 22/23 YTD ACT+EMCB	CALC: 3-4 2022-2023 22/23 BALANCE	2023-2024 23/24 BUDGET
8290 ALL OTHER FEDERAL REVENUES						
01-3216-0-8290-0000-0000-000-00000	REV/BAL			51,140	51,140-	51,138
DETAIL LINE						51,138
TOTAL:				51,140	51,140-	51,138
TOTAL: 8xxx				51,140	51,140-	51,138
1100 CERTIFICATED TEACHERS SALARIES						
01-3216-0-1100-1150-1000-002-00000	INSTR			16,088	16,088-	
TOTAL:				16,088	16,088-	
TOTAL: 1xxx				16,088	16,088-	
3201 PERS CERTIFICATED						
01-3216-0-3201-1150-1000-002-00000	INSTR			3,816	3,816-	
TOTAL:				3,816	3,816-	
3301 SOCIAL SECURITY CERTIFICATED						
01-3216-0-3301-1150-1000-002-00000	INSTR			997	997-	
TOTAL:				997	997-	
3311 MEDICARE - CERTIFICATED						
01-3216-0-3311-1150-1000-002-00000	INSTR			233	233-	
TOTAL:				233	233-	
3501 UNEMPLOYMENT - CERTIFICATED						
01-3216-0-3501-1150-1000-002-00000	INSTR			80	80-	
TOTAL:				80	80-	
3601 WORKERS COMP - CERTIFICATED						
01-3216-0-3601-1150-1000-002-00000	INSTR			316	316-	
TOTAL:				316	316-	
TOTAL: 3xxx				5,443	5,443-	
*SUB-TOTAL:1000-5999				21,531	21,531-	

FUND :01 GENERAL FUND RESOURCE:3217 ELO GRANT GEER II

	FUNCTION	2021-2022 21/22 Unaud Act	2022-2023 22/23 WORK BUD	2022-2023 22/23 YTD ACT+EMCB	CALC: 3-4 2022-2023 22/23 BALANCE	2023-2024 23/24 BUDGET
8290 ALL OTHER FEDERAL REVENUES						
01-3217-0-8290-0000-0000-000-00000	REV/BAL			5,869	5,869-	17,605
DETAIL LINE						17,605
TOTAL:				5,869	5,869-	17,605
TOTAL: 8xxx				5,869	5,869-	17,605

FUND :01 GENERAL FUND RESOURCE:3218 ELO GRANT ESSER III

	FUNCTION	2021-2022 21/22 Unaud Act	2022-2023 22/23 WORK BUD	2022-2023 22/23 YTD ACT+EMCB	CALC: 3-4 2022-2023 22/23 BALANCE	2023-2024 23/24 BUDGET
8290 ALL OTHER FEDERAL REVENUES						
01-3218-0-8290-0000-0000-000-00000	REV/BAL			16,668	16,668-	50,005
DETAIL LINE						50,005
TOTAL:				16,668	16,668-	50,005
TOTAL: 8xxx				16,668	16,668-	50,005
2100 INSTRUCTIONAL AIDE SALARIES						
01-3218-0-2100-1150-1000-002-00000	INSTR			15,281	15,281-	
TOTAL:				15,281	15,281-	
2900 OTHER CLASSIFIED SALARIES						
01-3218-0-2900-0000-8200-004-00000	OPER			789	789-	
TOTAL:				789	789-	
TOTAL: 2xxx				16,070	16,070-	
3202 PERS CLASSIFIED						
01-3218-0-3202-0000-8200-004-00000	OPER			218	218-	
01-3218-0-3202-1150-1000-002-00000	INSTR			3,802	3,802-	
TOTAL:				4,020	4,020-	
3302 SOCIAL SECURITY CLASSIFIED						
01-3218-0-3302-0000-8200-004-00000	OPER			49	49-	
01-3218-0-3302-1150-1000-002-00000	INSTR			1,056	1,056-	
TOTAL:				1,105	1,105-	
3312 MEDICARE - CLASSIFIED						
01-3218-0-3312-0000-8200-004-00000	OPER			11	11-	
01-3218-0-3312-1150-1000-002-00000	INSTR			247	247-	
TOTAL:				258	258-	
3402 HEALTH & WELFARE CLASSIFIED						
01-3218-0-3402-1150-1000-002-00000	INSTR			3,300	3,300-	
TOTAL:				3,300	3,300-	
3502 UNEMPLOYMENT - CLASSIFIED						
01-3218-0-3502-0000-8200-004-00000	OPER			4	4-	
01-3218-0-3502-1150-1000-002-00000	INSTR			76	76-	
TOTAL:				80	80-	
3602 WORKERS COMP - CLASSIFIED						
01-3218-0-3602-0000-8200-004-00000	OPER			15	15-	
01-3218-0-3602-1150-1000-002-00000	INSTR			300	300-	
TOTAL:				316	316-	
TOTAL: 3xxx				9,080	9,080-	
*SUB-TOTAL:1000-5999				25,149	25,149-	

FUND :01 GENERAL FUND RESOURCE:3219 ESSER III STATE RESERVE LEARN

	FUNCTION	2021-2022 21/22 Unaud Act	2022-2023 22/23 WORK BUD	2022-2023 22/23 YTD ACT+EMCB	CALC: 3-4 2022-2023 22/23 BALANCE	2023-2024 23/24 BUDGET
8290 ALL OTHER FEDERAL REVENUES						
01-3219-0-8290-0000-0000-000-00000	REV/BAL			28,733	28,733-	86,200
DETAIL LINE						86,200
TOTAL:				28,733	28,733-	86,200
TOTAL: 8xxx				28,733	28,733-	86,200
5800 PROFES'L/CONSULTG SVCS/OP EXP						
01-3219-0-5800-1150-1000-000-00000	INSTR			5,950	5,950-	
TOTAL:				5,950	5,950-	
TOTAL: 5xxx				5,950	5,950-	
*SUB-TOTAL:1000-5999				5,950	5,950-	

FUND :01 GENERAL FUND RESOURCE:3220 CORONA RELIEF FD LEARN LOSS MI

	FUNCTION	2021-2022 21/22 Unaud Act	2022-2023 22/23 WORK BUD	2022-2023 22/23 YTD ACT+EMCB	CALC: 3-4 2022-2023 22/23 BALANCE	2023-2024 23/24 BUDGET
4300 SUPPLIES						
01-3220-0-4300-1150-1000-000-00000	INSTR	1,053-				
01-3220-0-4300-1150-3140-000-00000	HLTHSER	1,053				
TOTAL:						
TOTAL: 4xxx						
*SUB-TOTAL:1000-5999						

FUND :01 GENERAL FUND RESOURCE:3310 SP ED-BASIC GRT ENT PL94-142

	FUNCTION	2021-2022 21/22 Unaud Act	2022-2023 22/23 WORK BUD	2022-2023 22/23 YTD ACT+EMCB	CALC: 3-4 2022-2023 22/23 BALANCE	2023-2024 23/24 BUDGET
8181 SPEC EDUCACTION-ENTITLEMENT						
01-3310-0-8181-5001-0000-000-00000	REV/BAL	296,822	159,734		159,734	181,516
DETAIL LINE			159,734			181,516
TOTAL:		296,822	159,734		159,734	181,516
8980 CONTRIBUTIONS FR UNRESTR REV						
01-3310-0-8980-5001-0000-000-00000	REV/BAL		88,326		88,326	
DETAIL LINE			88,326			
TOTAL:			88,326		88,326	
TOTAL: 8xxx		296,822	248,060		248,060	181,516
1100 CERTIFICATED TEACHERS SALARIES						
01-3310-0-1100-5760-1120-002-00000	SE RSP		72,884		72,884	
Casey, Lauren			72,884			
01-3310-0-1100-5760-1120-004-00000	SE RSP	148,716	85,457	82,866	2,591	83,957
Bammerlin, Jessica			83,957			83,957
DETAIL LINE			1,500			
TOTAL:		148,716	158,341	82,866	75,475	83,957
TOTAL: 1xxx		148,716	158,341	82,866	75,475	83,957
2100 INSTRUCTIONAL AIDE SALARIES						
01-3310-0-2100-5760-1120-002-00000	SE RSP	32,579		31,798	31,798-	34,046
Heller, Brenda						34,046
TOTAL:		32,579		31,798	31,798-	34,046
TOTAL: 2xxx		32,579		31,798	31,798-	34,046
3101 STRS CERTIFICATED						
01-3310-0-3101-5760-1120-002-00000	SE RSP		13,921		13,921	
*Casey, Lauren			13,921			
01-3310-0-3101-5760-1120-004-00000	SE RSP	25,140	16,322	15,779	544	16,036
*			287			
*Bammerlin, Jessic			16,036			16,036
TOTAL:		25,140	30,243	15,779	14,465	16,036
3202 PERS CLASSIFIED						
01-3310-0-3202-5760-1120-002-00000	SE RSP	7,455		7,985	7,985-	9,083
*Heller, Brenda						9,083
TOTAL:		7,455		7,985	7,985-	9,083
3302 SOCIAL SECURITY CLASSIFIED						
01-3310-0-3302-5760-1120-002-00000	SE RSP	2,020		1,971	1,971-	2,111
*Heller, Brenda						2,111
TOTAL:		2,020		1,971	1,971-	2,111
3311 MEDICARE - CERTIFICATED						
01-3310-0-3311-5760-1120-002-00000	SE RSP		1,057		1,057	
*Casey, Lauren			1,057			

FUND :01 GENERAL FUND RESOURCE:3310 SP ED-BASIC GRT ENT PL94-142

	FUNCTION	2021-2022 21/22 Unaud Act	2022-2023 22/23 WORK BUD	2022-2023 22/23 YTD ACT+EMCB	CALC: 3-4 2022-2023 22/23 BALANCE	2023-2024 23/24 BUDGET
01-3310-0-3311-5760-1120-004-00000	SE RSP	2,049	1,239	1,105	134	1,217
*			22			
*Bammerlin, Jessic			1,217			1,217
TOTAL:		2,049	2,296	1,105	1,191	1,217
3312 MEDICARE - CLASSIFIED						
01-3310-0-3312-5760-1120-002-00000	SE RSP	472		461	461-	494
*Heller, Brenda						494
TOTAL:		472		461	461-	494
3401 HEALTH & WELFARE CERTIFICATED						
01-3310-0-3401-5760-1120-004-00000	SE RSP	24,700	31,210	13,206	18,004	13,200
Bammerlin, Jessica,H&W						13,200
DETAIL LINE			31,210			
TOTAL:		24,700	31,210	13,206	18,004	13,200
3402 HEALTH & WELFARE CLASSIFIED						
01-3310-0-3402-5760-1120-002-00000	SE RSP	526	4,539		4,539	
DETAIL LINE			4,539			
01-3310-0-3402-5760-1120-004-00000	SE RSP		2,530		2,530	
DETAIL LINE			2,530			
TOTAL:		526	7,069		7,069	
3501 UNEMPLOYMENT - CERTIFICATED						
01-3310-0-3501-5760-1120-002-00000	SE RSP		364		364	
*Casey, Lauren			364			
01-3310-0-3501-5760-1120-004-00000	SE RSP	707	427	374	53	42
*			8			
*Bammerlin, Jessic			420			42
TOTAL:		707	792	374	418	42
3502 UNEMPLOYMENT - CLASSIFIED						
01-3310-0-3502-5760-1120-002-00000	SE RSP	163		159	159-	17
*Heller, Brenda						17
TOTAL:		163		159	159-	17
3601 WORKERS COMP - CERTIFICATED						
01-3310-0-3601-5760-1120-002-00000	SE RSP		1,431		1,431	
*Casey, Lauren			1,431			
01-3310-0-3601-5760-1120-004-00000	SE RSP	2,442	1,678	1,483	195	1,648
*			29			
*Bammerlin, Jessic			1,648			1,648
TOTAL:		2,442	3,109	1,483	1,626	1,648
3602 WORKERS COMP - CLASSIFIED						
01-3310-0-3602-5760-1120-002-00000	SE RSP	563		624	624-	668
*Heller, Brenda						668
TOTAL:		563		624	624-	668
TOTAL: 3xxx		66,238	74,719	43,148	31,571	44,517
5710 TRANSFERS OF DIRECT COSTS						

FUND :01 GENERAL FUND RESOURCE:3310 SP ED-BASIC GRT ENT PL94-142

	FUNCTION	2021-2022 21/22 Unaud Act	2022-2023 22/23 WORK BUD	2022-2023 22/23 YTD ACT+EMCB	CALC: 3-4 2022-2023 22/23 BALANCE	2023-2024 23/24 BUDGET
01-3310-0-5710-5760-1120-000-00000	SE RSP					162,563
Expenses 0000 to 3310						162,563
TOTAL:						162,563
5800 PROFES'L/CONSULTG SVCS/OP EXP						
01-3310-0-5800-5760-1120-002-00000	SE RSP		15,000		15,000	21,782
DETAIL LINE			15,000			21,782
TOTAL:			15;000		15,000	21,782
TOTAL: 5xxx			15,000		15,000	184,345
*SUB-TOTAL:1000-5999		247,533	248,060	157,811	90,249	346,865
7310 TRANSFERS OF INDIRECT COSTS						
01-3310-0-7310-5001-7210-000-00000	COST TR	16,956				
TOTAL:		16,956				
TOTAL: 7xxx		16,956				
*SUB-TOTAL:1000-7999		264,489	248,060	157,811	90,249	346,865

FUND :01 GENERAL FUND RESOURCE:3386 SPECIAL ED: IDEA QUALITY ASSUR

	FUNCTION	2021-2022 21/22 Unaud Act	2022-2023 22/23 WORK BUD	2022-2023 22/23 YTD ACT+EMCB	CALC: 3-4 2022-2023 22/23 BALANCE	2023-2024 23/24 BUDGET
8182 SPEC ED-DISCRETIONARY GRANTS						
01-3386-0-8182-5001-0000-000-00000	REV/BAL		18,000		18,000	18,000
DETAIL LINE			18,000			18,000
01-3386-0-8182-5760-0000-000-00000	REV/BAL	23,582		18,000	18,000-	
TOTAL:		23,582	18,000	18,000		18,000
8980 CONTRIBUTIONS FR UNRESTR REV						
01-3386-0-8980-5001-0000-000-00000	REV/BAL	30,341				
01-3386-0-8980-5760-0000-000-00000	REV/BAL	23,582-				
TOTAL:		6,759				
TOTAL: 8xxx		30,341	18,000	18,000		18,000
2100 INSTRUCTIONAL AIDE SALARIES						
01-3386-0-2100-5760-1120-002-00000	SE RSP	22,886		26,723	26,723-	23,935
Tanner, Jamie						23,935
TOTAL:		22,886		26,723	26,723-	23,935
TOTAL: 2xxx		22,886		26,723	26,723-	23,935
3202 PERS CLASSIFIED						
01-3386-0-3202-5760-1120-002-00000	SE RSP	5,241		6,780	6,780-	6,386
*Tanner, Jamie						6,386
TOTAL:		5,241		6,780	6,780-	6,386
3302 SOCIAL SECURITY CLASSIFIED						
01-3386-0-3302-5760-1120-002-00000	SE RSP	1,390		1,630	1,630-	1,484
*Tanner, Jamie						1,484
TOTAL:		1,390		1,630	1,630-	1,484
3312 MEDICARE - CLASSIFIED						
01-3386-0-3312-5760-1120-002-00000	SE RSP	325		381	381-	347
*Tanner, Jamie						347
TOTAL:		325		381	381-	347
3502 UNEMPLOYMENT - CLASSIFIED						
01-3386-0-3502-5760-1120-002-00000	SE RSP	112		131	131-	12
*Tanner, Jamie						12
TOTAL:		112		131	131-	12
3602 WORKERS COMP - CLASSIFIED						
01-3386-0-3602-5760-1120-002-00000	SE RSP	388		515	515-	470
*Tanner, Jamie						470
TOTAL:		388		515	515-	470
TOTAL: 3xxx		7,456		9,438	9,438-	8,699
4300 SUPPLIES						
01-3386-0-4300-1150-1000-002-00000	INSTR			10,597	10,597-	
TOTAL:				10,597	10,597-	

FUND :01 GENERAL FUND RESOURCE:3386 SPECIAL ED: IDEA QUALITY ASSUR

	FUNCTION	2021-2022 21/22 Unaud Act	2022-2023 22/23 WORK BUD	2022-2023 22/23 YTD ACT+EMCB	CALC: 3-4 2022-2023 22/23 BALANCE	2023-2024 23/24 BUDGET
TOTAL: 4xxx				10,597	10,597-	
5800 PROFES'L/CONSULTG SVCS/OP EXP						
01-3386-0-5800-1150-1000-002-00000	INSTR			1,200	1,200-	
TOTAL:				1,200	1,200-	
5899 UNAPPROPRIATED REVENUE						
01-3386-0-5899-5760-1120-000-00000	SE RSP					3,366
DETAIL LINE						3,366
TOTAL:						3,366
TOTAL: 5xxx				1,200	1,200-	3,366
*SUB-TOTAL:1000-5999		30,341		47,958	47,958-	36,000

FUND :01 GENERAL FUND RESOURCE:4035 TITLE 2A, TEACHER QUALITY

	FUNCTION	2021-2022 21/22 Unaud Act	2022-2023 22/23 WORK BUD	2022-2023 22/23 YTD ACT+EMCB	CALC: 3-4 2022-2023 22/23 BALANCE	2023-2024 23/24 BUDGET
8290 ALL OTHER FEDERAL REVENUES						
01-4035-0-8290-0000-0000-000-00000	REV/BAL	53,805	49,080	10,198	38,882	40,761
DETAIL LINE			49,080			40,761
TOTAL:		53,805	49,080	10,198	38,882	40,761
8980 CONTRIBUTIONS FR UNRESTR REV						
01-4035-0-8980-0000-0000-000-00000	REV/BAL	25,187	33,218		33,218	41,741
DETAIL LINE			33,218			41,741
TOTAL:		25,187	33,218		33,218	41,741
TOTAL: 8xxx		78,992	82,298	10,198	72,100	82,502
1100 CERTIFICATED TEACHERS SALARIES						
01-4035-0-1100-1150-1000-004-00000	INSTR	54,797	56,187	61,164	4,977-	56,544
Anderson, Hilary						56,544
Anderson, Hillary			56,187			
TOTAL:		54,797	56,187	61,164	4,977-	56,544
TOTAL: 1xxx		54,797	56,187	61,164	4,977-	56,544
3101 STRS CERTIFICATED						
01-4035-0-3101-1150-1000-004-00000	INSTR	9,267	10,732	11,664	932-	10,800
*Anderson, Hilary						10,800
*Anderson, Hillary			10,732			
TOTAL:		9,267	10,732	11,664	932-	10,800
3311 MEDICARE - CERTIFICATED						
01-4035-0-3311-1150-1000-004-00000	INSTR	795	815	887	72-	820
*Anderson, Hilary						820
*Anderson, Hillary			815			
TOTAL:		795	815	887	72-	820
3401 HEALTH & WELFARE CERTIFICATED						
01-4035-0-3401-1150-1000-002-00000	INSTR		13,180		13,180	
DETAIL LINE			13,180			
01-4035-0-3401-1150-1000-004-00000	INSTR	12,912		13,212	13,212-	13,200
Anderson, Hilary,H&W						13,200
TOTAL:		12,912	13,180	13,212	32-	13,200
3501 UNEMPLOYMENT - CERTIFICATED						
01-4035-0-3501-1150-1000-004-00000	INSTR	274	281	306	25-	28
*Anderson, Hilary						28
*Anderson, Hillary			281			
TOTAL:		274	281	306	25-	28
3601 WORKERS COMP - CERTIFICATED						
01-4035-0-3601-1150-1000-004-00000	INSTR	947	1,103	1,201	98-	1,110
*Anderson, Hilary						1,110
*Anderson, Hillary			1,103			
TOTAL:		947	1,103	1,201	98-	1,110

FUND :01 GENERAL FUND RESOURCE:4035 TITLE 2A, TEACHER QUALITY

FUNCTION	2021-2022 21/22 Unaud Act	2022-2023 22/23 WORK BUD	2022-2023 22/23 YTD ACT+EMCB	CALC: 3-4 2022-2023 22/23 BALANCE	2023-2024 23/24 BUDGET
TOTAL: 3xxx	24,194	26,111	27,269	1,159-	25,958
*SUB-TOTAL:1000-5999	78,992	82,298	88,433	6,136-	82,502

FUND :01 GENERAL FUND RESOURCE:4126 TITLE 6B,RURAL & LOW INCOME

	FUNCTION	2021-2022 21/22 Unaud Act	2022-2023 22/23 WORK BUD	2022-2023 22/23 YTD ACT+EMCB	CALC: 3-4 2022-2023 22/23 BALANCE	2023-2024 23/24 BUDGET
8290 ALL OTHER FEDERAL REVENUES						
01-4126-0-8290-0000-0000-000-00000	REV/BAL	27,998		13,512	13,512-	
TOTAL:		27,998		13,512	13,512-	
8980 CONTRIBUTIONS FR UNRESTR REV						
01-4126-0-8980-0000-0000-000-00000	REV/BAL	75,792				
TOTAL:		75,792				
TOTAL: 8xxx		103,790		13,512	13,512-	
1100 CERTIFICATED TEACHERS SALARIES						
01-4126-0-1100-1150-1000-004-00000	INSTR	76,229				
TOTAL:		76,229				
TOTAL: 1xxx		76,229				
3101 STRS CERTIFICATED						
01-4126-0-3101-1150-1000-004-00000	INSTR	12,812				
TOTAL:		12,812				
3311 MEDICARE - CERTIFICATED						
01-4126-0-3311-1150-1000-004-00000	INSTR	1,105				
TOTAL:		1,105				
3401 HEALTH & WELFARE CERTIFICATED						
01-4126-0-3401-1150-1000-004-00000	INSTR	11,946				
TOTAL:		11,946				
3501 UNEMPLOYMENT - CERTIFICATED						
01-4126-0-3501-1150-1000-004-00000	INSTR	381				
TOTAL:		381				
3601 WORKERS COMP - CERTIFICATED						
01-4126-0-3601-1150-1000-004-00000	INSTR	1,317				
TOTAL:		1,317				
TOTAL: 3xxx		27,561				
*SUB-TOTAL:1000-5999		103,790				

FUND :01 GENERAL FUND RESOURCE:4127 ESEA: TITLE IV STUDENT SUPPORT

	FUNCTION	2021-2022 21/22 Unaud Act	2022-2023 22/23 WORK BUD	2022-2023 22/23 YTD ACT+EMCB	CALC: 3-4 2022-2023 22/23 BALANCE	2023-2024 23/24 BUDGET
8290 ALL OTHER FEDERAL REVENUES						
01-4127-0-8290-0000-0000-000-00000	REV/BAL	17,126		17,126	17,126-	34,037
DETAIL LINE						34,037
TOTAL:		17,126		17,126	17,126-	34,037
TOTAL: 8xxx		17,126		17,126	17,126-	34,037
5710 TRANSFERS OF DIRECT COSTS						
01-4127-0-5710-1150-1000-000-00000	INSTR					34,037
Expenses 0000 to 4127						34,037
TOTAL:						34,037
5800 PROFES'L/CONSULTG SVCS/OP EXP						
01-4127-0-5800-0000-3110-000-00000	GUIDCNS	12,074				
01-4127-0-5800-1150-1000-000-00000	INSTR	13,615				
TOTAL:		25,689				
TOTAL: 5xxx		25,689				34,037
*SUB-TOTAL:1000-5999		25,689				34,037

FUND :01 GENERAL FUND RESOURCE:5634 AMER RESCUE HOMELSS CHILD II

	FUNCTION	2021-2022 21/22 Unaud Act	2022-2023 22/23 WORK BUD	2022-2023 22/23 YTD ACT+EMCB	CALC: 3-4 2022-2023 22/23 BALANCE	2023-2024 23/24 BUDGET
8290 ALL OTHER FEDERAL REVENUES						
01-5634-0-8290-0000-0000-000-00000	REV/BAL	3,889				
TOTAL:		3,889				
TOTAL: 8xxx		3,889				
4300 SUPPLIES						
01-5634-0-4300-1150-1000-004-00000	INSTR			269	269-	
TOTAL:				269	269-	
TOTAL: 4xxx				269	269-	
*SUB-TOTAL:1000-5999				269	269-	

FUND :01 GENERAL FUND RESOURCE:5810 OTHER FEDERAL

	FUNCTION	2021-2022 21/22 Unaud Act	2022-2023 22/23 WORK BUD	2022-2023 22/23 YTD ACT+EMCB	CALC: 3-4 2022-2023 22/23 BALANCE	2023-2024 23/24 BUDGET
8290 ALL OTHER FEDERAL REVENUES						
01-5810-0-8290-0000-0000-000-00000	REV/BAL	43,987	43,860		43,860	43,860
DETAIL LINE			43,860			43,860
TOTAL:		43,987	43,860		43,860	43,860
8980 CONTRIBUTIONS FR UNRESTR REV						
01-5810-0-8980-0000-0000-000-00000	REV/BAL	17,414				
TOTAL:		17,414				
TOTAL: 8xxx		61,401	43,860		43,860	43,860
1100 CERTIFICATED TEACHERS SALARIES						
01-5810-0-1100-1150-1000-004-00000	INSTR	43,619				
TOTAL:		43,619				
TOTAL: 1xxx		43,619				
3101 STRS CERTIFICATED						
01-5810-0-3101-1150-1000-004-00000	INSTR	7,380				
TOTAL:		7,380				
3311 MEDICARE - CERTIFICATED						
01-5810-0-3311-1150-1000-004-00000	INSTR	633				
TOTAL:		633				
3401 HEALTH & WELFARE CERTIFICATED						
01-5810-0-3401-1150-1000-004-00000	INSTR	8,797	11,115	743	10,372	
DETAIL LINE			11,115			
TOTAL:		8,797	11,115	743	10,372	
3501 UNEMPLOYMENT - CERTIFICATED						
01-5810-0-3501-1150-1000-004-00000	INSTR	218				
TOTAL:		218				
3601 WORKERS COMP - CERTIFICATED						
01-5810-0-3601-1150-1000-004-00000	INSTR	754				
TOTAL:		754				
TOTAL: 3xxx		17,782	11,115	743	10,372	
*SUB-TOTAL:1000-5999		61,401	11,115	743	10,372	

FUND :01 GENERAL FUND RESOURCE:5850 SMALL/RURAL GRANT TITLE VI SP1

	FUNCTION	2021-2022 21/22 Unaud Act	2022-2023 22/23 WORK BUD	2022-2023 22/23 YTD ACT+EMCB	CALC: 3-4 2022-2023 22/23 BALANCE	2023-2024 23/24 BUDGET
8290 ALL OTHER FEDERAL REVENUES						
01-5850-0-8290-0000-0000-000-00000	REV/BAL					24,699
DETAIL LINE						24,699
TOTAL:						24,699
TOTAL: 8xxx						24,699
1100 CERTIFICATED TEACHERS SALARIES						
01-5850-0-1100-1150-1000-004-30004	INSTR					45,779
Sandahl, ElizabethLCAP 3.4						45,779
TOTAL:						45,779
TOTAL: 1xxx						45,779
3101 STRS CERTIFICATED						
01-5850-0-3101-1150-1000-004-30004	INSTR					8,744
*Sandahl, Elizabet						8,744
TOTAL:						8,744
3311 MEDICARE - CERTIFICATED						
01-5850-0-3311-1150-1000-004-30004	INSTR					664
*Sandahl, Elizabet						664
TOTAL:						664
3401 HEALTH & WELFARE CERTIFICATED						
01-5850-0-3401-1150-1000-004-30004	INSTR					8,911
Sandahl, ElizabethLCAP 3.4,H&W						8,911
TOTAL:						8,911
3501 UNEMPLOYMENT - CERTIFICATED						
01-5850-0-3501-1150-1000-004-30004	INSTR					23
*Sandahl, Elizabet						23
TOTAL:						23
3601 WORKERS COMP - CERTIFICATED						
01-5850-0-3601-1150-1000-004-30004	INSTR					899
*Sandahl, Elizabet						899
TOTAL:						899
TOTAL: 3xxx						19,240
5899 UNAPPROPRIATED REVENUE						
01-5850-0-5899-1150-1000-000-00000	INSTR					36,286
DETAIL LINE						36,286
TOTAL:						36,286
TOTAL: 5xxx						36,286
*SUB-TOTAL:1000-5999						101,304

FUND :01 GENERAL FUND RESOURCE:6010 AFTER SCH. ED. & SAFETY ASES

	FUNCTION	2021-2022 21/22 Unaud Act	2022-2023 22/23 WORK BUD	2022-2023 22/23 YTD ACT+EMCB	CALC: 3-4 2022-2023 22/23 BALANCE	2023-2024 23/24 BUDGET
8677 INTERAGENCY SERV BETWN LEA'S						
01-6010-0-8677-0000-0000-002-00000	REV/BAL	141,881	128,786	59,327	69,459	128,786
DETAIL LINE			128,786			128,786
01-6010-0-8677-0000-0000-004-00000	REV/BAL	189,392	128,786	91,672	37,114	128,786
DETAIL LINE			128,786			128,786
TOTAL:		331,274	257,572	150,999	106,573	257,572
8980 CONTRIBUTIONS FR UNRESTR REV						
01-6010-0-8980-0000-0000-000-00000	REV/BAL		143,505		143,505	48,432
DETAIL LINE			143,505			48,432
TOTAL:			143,505		143,505	48,432
TOTAL: 8xxx		331,274	401,077	150,999	250,078	306,004
1100 CERTIFICATED TEACHERS SALARIES						
01-6010-0-1100-7110-1000-002-00000	INSTR	196				
01-6010-0-1100-7110-1000-004-00000	INSTR	4,179				
TOTAL:		4,375				
TOTAL: 1xxx		4,375				
2100 INSTRUCTIONAL AIDE SALARIES						
01-6010-0-2100-7110-1000-002-00000	INSTR	69,168	79,802	123,820	44,017-	72,761
CASSON, MAKENNA			5,373			
Casson, Makenna						22,005
Conner, Kiersten			12,205			12,547
Darner, Abby						8,214
Duff, Amber			6,455			
Michaels, Melissa						13,142
Pope, Christina			8,869			
SCHUCK, HALEY			16,389			
Schuck, Haley						16,854
Torres, Veronica			13,948			
Triplett, Barbara			16,563			
01-6010-0-2100-7110-1000-004-00000	INSTR	90,971	100,923	56,947	43,976	48,488
Casson, Lexi			12,173			
DAGATA, DALIN			6,303			
Dagata, Dalin						6,482
Davis, Deedee			12,538			
Elmore, Lisa			5,715			5,984
GOLDIE, DEBBIE			12,088			
HEILMANN, ETHAN			6,303			
Leyva, Monica			28,726			29,540
RUIZ, CHEYENNE			6,303			
Ruiz, Cheyenne						6,482
Van Rheenen, Jennifer			10,772			
TOTAL:		160,140	180,725	180,767	42-	121,249
2300 CLASSIFIED SUPERV & ADMIN SAL						
01-6010-0-2300-7110-2100-002-00000	INST SU	22,605	56,922	16,833	40,089	46,399

FUND :01 GENERAL FUND RESOURCE:6010 AFTER SCH. ED. & SAFETY ASES

	FUNCTION	2021-2022 21/22 Unaud Act	2022-2023 22/23 WORK BUD	2022-2023 22/23 YTD ACT+EMCB	CALC: 3-4 2022-2023 22/23 BALANCE	2023-2024 23/24 BUDGET
Byrd, Jessica			26,374			31,675
Byrd.Jessica			30,548			
Casson, Makenna						5,527
Pope, Christina						9,198
01-6010-0-2300-7110-2100-004-00000	INST SU	25,386	30,548	29,753	795	70,867
Casson, Lexi						12,179
Davis, Deedee						12,767
Goldie, Debbie						12,094
Moore, Erin			30,548			33,827
TOTAL:		47,991	87,470	46,586	40,884	117,267
TOTAL: 2xxx		208,131	268,196	227,353	40,843	238,516
3101 STRS CERTIFICATED						
01-6010-0-3101-7110-1000-002-00000	INSTR	33				
01-6010-0-3101-7110-1000-004-00000	INSTR	707				
TOTAL:		740				
3202 PERS CLASSIFIED						
01-6010-0-3202-7110-1000-002-00000	INSTR	10,592	20,246	8,576	11,670	19,413
*CASSON, MAKENNA			1,363			
*Casson, Makenna						5,871
*Conner, Kiersten			3,096			3,348
*Darner, Abby						2,191
*Duff, Amber			1,638			
*Michaels, Melissa						3,506
*Pope, Christina			2,250			
*SCHUCK, HALEY			4,158			
*Schuck, Haley						4,497
*Torres, Veronica			3,539			
*Triplett, Barbara			4,202			
01-6010-0-3202-7110-1000-004-00000	INSTR	16,105	25,604	12,319	13,285	12,937
*Casson, Lexi			3,088			
*DAGATA, DALIN			1,599			
*Dagata, Dalin						1,729
*Davis, Deedee			3,181			
*Elmore, Lisa			1,450			1,596
*GOLDIE, DEBBIE			3,067			
*HEILMANN, ETHAN			1,599			
*Leyva, Monica			7,288			7,881
*RUIZ, CHEYENNE			1,599			
*Ruiz, Cheyenne						1,729
*Van Rheenen, Jenn			2,733			
01-6010-0-3202-7110-2100-002-00000	INST SU	5,623	14,441	4,507	9,934	12,379
*Byrd, Jessica			6,691			8,451
*Byrd.Jessica			7,750			
*Casson, Makenna						1,475
*Pope, Christina						2,454
01-6010-0-3202-7110-2100-004-00000	INST SU	5,782	7,750	7,526	224	18,907
*Casson, Lexi						3,249

FUND :01 GENERAL FUND RESOURCE:6010 AFTER SCH. ED. & SAFETY ASES

	FUNCTION	2021-2022 21/22 Unaud Act	2022-2023 22/23 WORK BUD	2022-2023 22/23 YTD ACT+EMCB	CALC: 3-4 2022-2023 22/23 BALANCE	2023-2024 23/24 BUDGET
*Davis, Deedee						3,406
*Goldie, Debbie						3,227
*Moore, Erin			7,750			9,025
TOTAL:		38,102	68,041	32,929	35,112	63,636
3302 SOCIAL SECURITY CLASSIFIED						
01-6010-0-3302-7110-1000-002-00000	INSTR	4,353	4,948	7,769	2,821-	4,511
*CASSON, MAKENNA			333			
*Casson, Makenna						1,364
*Conner, Kiersten			757			778
*Darner, Abby						509
*Duff, Amber			400			
*Michaels, Melissa						815
*Pope, Christina			550			
*SCHUCK, HALEY			1,016			
*Schuck, Haley						1,045
*Torres, Veronica			865			
*Triplett, Barbara			1,027			
01-6010-0-3302-7110-1000-004-00000	INSTR	5,624	6,257	3,605	2,653	3,006
*Casson, Lexi			755			
*DAGATA, DALIN			391			
*Dagata, Dalin						402
*Davis, Deedee			777			
*Elmore, Lisa			354			371
*GOLDIE, DEBBIE			749			
*HEILMANN, ETHAN			391			
*Leyva, Monica			1,781			1,831
*RUIZ, CHEYENNE			391			
*Ruiz, Cheyenne						402
*Van Rheenen, Jenn			668			
01-6010-0-3302-7110-2100-002-00000	INST SU	1,401	3,529	1,128	2,401	2,877
*Byrd, Jessica			1,635			1,964
*Byrd.Jessica			1,894			
*Casson, Makenna						343
*Pope, Christina						570
01-6010-0-3302-7110-2100-004-00000	INST SU	1,553	1,894	1,829	65	4,394
*Casson, Lexi						755
*Davis, Deedee						792
*Goldie, Debbie						750
*Moore, Erin			1,894			2,097
TOTAL:		12,931	16,628	14,330	2,298	14,788
3311 MEDICARE - CERTIFICATED						
01-6010-0-3311-7110-1000-002-00000	INSTR	3				
01-6010-0-3311-7110-1000-004-00000	INSTR	56				
TOTAL:		59				
3312 MEDICARE - CLASSIFIED						
01-6010-0-3312-7110-1000-002-00000	INSTR	1,018	1,157	1,817	660-	1,055
*CASSON, MAKENNA			78			

FUND :01 GENERAL FUND RESOURCE:6010 AFTER SCH. ED. & SAFETY ASES

	FUNCTION	2021-2022 21/22 Unaud Act	2022-2023 22/23 WORK BUD	2022-2023 22/23 YTD ACT+EMCB	CALC: 3-4 2022-2023 22/23 BALANCE	2023-2024 23/24 BUDGET
*Casson, Makenna						319
*Conner, Kiersten			177			182
*Darner, Abby						119
*Duff, Amber			94			
*Michaels, Melissa						191
*Pope, Christina			129			
*SCHUCK, HALEY			238			
*Schuck, Haley						244
*Torres, Veronica			202			
*Triplett, Barbara			240			
01-6010-0-3312-7110-1000-004-00000	INSTR	1,315	1,463	833	631	703
*Casson, Lexi			177			
*DAGATA, DALIN			91			
*Dagata, Dalin						94
*Davis, Deedee			182			
*Elmore, Lisa			83			87
*GOLDIE, DEBBIE			175			
*HEILMANN, ETHAN			91			
*Leyva, Monica			417			428
*RUIZ, CHEYENNE			91			
*Ruiz, Cheyenne						94
*Van Rheenen, Jenn			156			
01-6010-0-3312-7110-2100-002-00000	INST SU	328	825	264	562	673
*Byrd, Jessica			382			459
*Byrd.Jessica			443			
*Casson, Makenna						80
*Pope, Christina						133
01-6010-0-3312-7110-2100-004-00000	INST SU	363	443	428	15	1,028
*Casson, Lexi						177
*Davis, Deedee						185
*Goldie, Debbie						175
*Moore, Erin			443			491
TOTAL:		3,024	3,889	3,341	548	3,458
3402 HEALTH & WELFARE CLASSIFIED						
01-6010-0-3402-7110-1000-002-00000	INSTR	8,639		4,077	4,077-	
01-6010-0-3402-7110-1000-004-00000	INSTR	8,680		5,223	5,223-	
01-6010-0-3402-7110-2100-002-00000	INST SU	9,397	21,954		21,954	
DETAIL LINE			21,954			
01-6010-0-3402-7110-2100-004-00000	INST SU	9,635	11,607	10,285	1,322	
DETAIL LINE			11,607			
TOTAL:		36,351	33,561	19,585	13,976	
3501 UNEMPLOYMENT - CERTIFICATED						
01-6010-0-3501-7110-1000-002-00000	INSTR	1				
01-6010-0-3501-7110-1000-004-00000	INSTR	19				
TOTAL:		20				
3502 UNEMPLOYMENT - CLASSIFIED						
01-6010-0-3502-7110-1000-002-00000	INSTR	327	399	517	118-	36

FUND :01 GENERAL FUND RESOURCE:6010 AFTER SCH. ED. & SAFETY ASES

	FUNCTION	2021-2022 21/22 Unaud Act	2022-2023 22/23 WORK BUD	2022-2023 22/23 YTD ACT+EMCB	CALC: 3-4 2022-2023 22/23 BALANCE	2023-2024 23/24 BUDGET
*CASSON, MAKENNA			27			
*Casson, Makenna						11
*Conner, Kiersten			61			6
*Darner, Abby						4
*Duff, Amber			32			
*Michaels, Melissa						7
*Pope, Christina			44			
*SCHUCK, HALEY			82			
*Schuck, Haley						8
*Torres, Veronica			70			
*Triplett, Barbara			83			
01-6010-0-3502-7110-1000-004-00000	INSTR	454	505	285	220	24
*Casson, Lexi			61			
*DAGATA, DALIN			32			
*Dagata, Dalin						3
*Davis, Deedee			63			
*Elmore, Lisa			29			3
*GOLDIE, DEBBIE			60			
*HEILMANN, ETHAN			32			
*Leyva, Monica			144			15
*RUIZ, CHEYENNE			32			
*Ruiz, Cheyenne						3
*Van Rheenen, Jenn			54			
01-6010-0-3502-7110-2100-002-00000	INST SU	43	285	84	200	23
*Byrd, Jessica			132			16
*Byrd.Jessica			153			
*Casson, Makenna						3
*Pope, Christina						5
01-6010-0-3502-7110-2100-004-00000	INST SU	125	153	147	6	35
*Casson, Lexi						6
*Davis, Deedee						6
*Goldie, Debbie						6
*Moore, Erin			153			17
TOTAL:		949	1,341	1,033	308	119
3601 WORKERS COMP - CERTIFICATED						
01-6010-0-3601-7110-1000-002-00000	INSTR	3				
01-6010-0-3601-7110-1000-004-00000	INSTR	67				
TOTAL:		71				
3602 WORKERS COMP - CLASSIFIED						
01-6010-0-3602-7110-1000-002-00000	INSTR	1,213	1,567	1,428	138	1,429
*CASSON, MAKENNA			105			
*Casson, Makenna						432
*Conner, Kiersten			240			246
*Darner, Abby						161
*Duff, Amber			127			
*Michaels, Melissa						258
*Pope, Christina			174			
*SCHUCK, HALEY			322			

FUND :01 GENERAL FUND RESOURCE:6010 AFTER SCH. ED. & SAFETY ASES

	FUNCTION	2021-2022 21/22 Unaud Act	2022-2023 22/23 WORK BUD	2022-2023 22/23 YTD ACT+EMCB	CALC: 3-4 2022-2023 22/23 BALANCE	2023-2024 23/24 BUDGET
*Schuck, Haley						331
*Torres, Veronica			274			
*Triplett, Barbara			325			
01-6010-0-3602-7110-1000-004-00000	INSTR	1,567	1,982	1,118	864	952
*Casson, Lexi			239			
*DAGATA, DALIN			124			
*Dagata, Dalin						127
*Davis, Deedee			246			
*Elmore, Lisa			112			117
*GOLDIE, DEBBIE			237			
*HEILMANN, ETHAN			124			
*Leyva, Monica			564			580
*RUIZ, CHEYENNE			124			
*Ruiz, Cheyenne						127
*Van Rheenen, Jenn			212			
01-6010-0-3602-7110-2100-002-00000	INST SU	391	1,118	331	787	911
*Byrd, Jessica			518			622
*Byrd.Jessica			600			
*Casson, Makenna						109
*Pope, Christina						181
01-6010-0-3602-7110-2100-004-00000	INST SU	433	600	579	21	1,391
*Casson, Lexi						239
*Davis, Deedee						251
*Goldie, Debbie						237
*Moore, Erin			600			664
TOTAL:		3,604	5,266	3,455	1,810	4,683
TOTAL: 3xxx		95,852	128,726	74,674	54,052	86,685
4300 SUPPLIES						
01-6010-0-4300-1150-1000-002-00000	INSTR	172				
01-6010-0-4300-1150-1000-004-00000	INSTR			65	65-	
01-6010-0-4300-7110-1000-002-00000	INSTR	5,838-	2,000	6,615	4,615-	2,000
DETAIL LINE			2,000			2,000
01-6010-0-4300-7110-1000-004-00000	INSTR	4,617	2,000	1,107	893	2,000
DETAIL LINE			2,000			2,000
TOTAL:		1,050-	4,000	7,787	3,787-	4,000
4400 NON-CAPITALIZED EQUIP.						
01-6010-0-4400-7110-1000-004-00000	INSTR	204-				
TOTAL:		204-				
TOTAL: 4xxx		1,254-	4,000	7,787	3,787-	4,000
5200 TRAVEL & CONFERENCE						
01-6010-0-5200-7110-1000-002-00000	INSTR	593	100	2,253	2,153-	100
DETAIL LINE			100			100
01-6010-0-5200-7110-1000-004-00000	INSTR		100		100	100
DETAIL LINE			100			100
TOTAL:		593	200	2,253	2,053-	200
5800 PROFES'L/CONSULTG SVCS/OP EXP						

FUND :01 GENERAL FUND RESOURCE:6010 AFTER SCH. ED. & SAFETY ASES

	FUNCTION	2021-2022 21/22 Unaud Act	2022-2023 22/23 WORK BUD	2022-2023 22/23 YTD ACT+EMCB	CALC: 3-4 2022-2023 22/23 BALANCE	2023-2024 23/24 BUDGET
01-6010-0-5800-1150-1000-002-00000	INSTR	134		1,140	1,140-	
01-6010-0-5800-1150-1000-004-00000	INSTR			1,520	1,520-	
01-6010-0-5800-7110-1000-002-00000	INSTR			4	4-	
TOTAL:		134		2,664	2,664-	
TOTAL: 5xxx		727	200	4,917	4,717-	200
*SUB-TOTAL:1000-5999		307,832	401,122	314,730	86,392	329,401

FUND :01 GENERAL FUND RESOURCE:6053 CHIDL DEV CA PREK PLAN GRANT

	FUNCTION	2021-2022 21/22 Unaud Act	2022-2023 22/23 WORK BUD	2022-2023 22/23 YTD ACT+EMCB	CALC: 3-4 2022-2023 22/23 BALANCE	2023-2024 23/24 BUDGET
8590 ALL OTHER STATE REVENUES						
01-6053-0-8590-0000-0000-000-00000	REV/BAL	124,302	124,302		124,302	
DETAIL LINE			124,302			
TOTAL:		124,302	124,302		124,302	
TOTAL: 8xxx		124,302	124,302		124,302	
4400 NON-CAPITALIZED EQUIP.						
01-6053-0-4400-1150-1000-003-00000	INSTR			32,932	32,932-	
TOTAL:				32,932	32,932-	
TOTAL: 4xxx				32,932	32,932-	
5710 TRANSFERS OF DIRECT COSTS						
01-6053-0-5710-1150-1000-000-00000	INSTR					248,604
Expenses to 6053						248,604
TOTAL:						248,604
TOTAL: 5xxx						248,604
*SUB-TOTAL:1000-5999				32,932	32,932-	248,604

FUND :01 GENERAL FUND RESOURCE:6266 EDUCATOR EFFECTIVE FY2021-22

	FUNCTION	2021-2022 21/22 Unaud Act	2022-2023 22/23 WORK BUD	2022-2023 22/23 YTD ACT+EMCB	CALC: 3-4 2022-2023 22/23 BALANCE	2023-2024 23/24 BUDGET
8590 ALL OTHER STATE REVENUES						
01-6266-0-8590-0000-0000-000-00000	REV/BAL	250,760		62,690	62,690-	
TOTAL:		250,760		62,690	62,690-	
TOTAL: 8xxx		250,760		62,690	62,690-	
1100 CERTIFICATED TEACHERS SALARIES						
01-6266-0-1100-1150-1000-000-00000	INSTR			1,650	1,650-	
01-6266-0-1100-1150-1000-004-00000	INSTR			2,250	2,250-	
TOTAL:				3,900	3,900-	
TOTAL: 1xxx				3,900	3,900-	
3101 STRS CERTIFICATED						
01-6266-0-3101-1150-1000-000-00000	INSTR			315	315-	
01-6266-0-3101-1150-1000-004-00000	INSTR			430	430-	
TOTAL:				745	745-	
3311 MEDICARE - CERTIFICATED						
01-6266-0-3311-1150-1000-000-00000	INSTR			24	24-	
01-6266-0-3311-1150-1000-004-00000	INSTR			33	33-	
TOTAL:				57	57-	
3501 UNEMPLOYMENT - CERTIFICATED						
01-6266-0-3501-1150-1000-000-00000	INSTR			8	8-	
01-6266-0-3501-1150-1000-004-00000	INSTR			11	11-	
TOTAL:				20	20-	
3601 WORKERS COMP - CERTIFICATED						
01-6266-0-3601-1150-1000-000-00000	INSTR			32	32-	
01-6266-0-3601-1150-1000-004-00000	INSTR			44	44-	
TOTAL:				77	77-	
TOTAL: 3xxx				898	898-	
5200 TRAVEL & CONFERENCE						
01-6266-0-5200-1150-1000-000-00000	INSTR	6,044				
TOTAL:		6,044				
TOTAL: 5xxx		6,044				
*SUB-TOTAL:1000-5999		6,044		4,798	4,798-	

FUND :01 GENERAL FUND RESOURCE:6300 Lottery:Inst. Materials

	FUNCTION	2021-2022 21/22 Unaud Act	2022-2023 22/23 WORK BUD	2022-2023 22/23 YTD ACT+EMCB	CALC: 3-4 2022-2023 22/23 BALANCE	2023-2024 23/24 BUDGET
8560 STATE LOTTERY REVENUE						
01-6300-0-8560-0000-0000-000-00000	REV/BAL	51,200	44,929	31,305	13,624	58,230
DETAIL LINE			44,929			58,230
TOTAL:		51,200	44,929	31,305	13,624	58,230
TOTAL: 8xxx		51,200	44,929	31,305	13,624	58,230
4200 BOOKS AND REFERENCE MATERIALS						
01-6300-0-4200-1150-1000-002-00000	INSTR		5,000		5,000	5,000
DETAIL LINE			5,000			5,000
TOTAL:			5,000		5,000	5,000
4300 SUPPLIES						
01-6300-0-4300-1150-1000-000-00000	INSTR			35,370	35,370-	
01-6300-0-4300-1150-1000-002-00000	INSTR	7,597	18,000	15,626	2,374	18,000
DETAIL LINE			18,000			18,000
01-6300-0-4300-1150-1000-002-01103	INSTR	57				
01-6300-0-4300-1150-1000-002-08086	INSTR			110	110-	
01-6300-0-4300-1150-1000-004-00000	INSTR	17,548	22,000	15,879	6,121	22,000
DETAIL LINE			22,000			22,000
TOTAL:		25,202	40,000	66,985	26,985-	40,000
4400 NON-CAPITALIZED EQUIP.						
01-6300-0-4400-1150-1000-002-00000	INSTR	0				
TOTAL:		0				
TOTAL: 4xxx		25,202	45,000	66,985	21,985-	45,000
5710 TRANSFERS OF DIRECT COSTS						
01-6300-0-5710-1150-1000-000-00000	INSTR					142,214
Expenses 0000 to 6300						142,214
TOTAL:						142,214
5800 PROFES'L/CONSULTG SVCS/OP EXP						
01-6300-0-5800-1150-1000-000-00000	INSTR	0	10,000	793	9,207	10,000
DETAIL LINE			10,000			10,000
01-6300-0-5800-1150-1000-000-02460	INSTR	1,000		1,000	1,000-	
01-6300-0-5800-1150-1000-002-00000	INSTR	2,873	1,000	16,537	15,537-	1,000
DETAIL LINE			1,000			1,000
01-6300-0-5800-1150-1000-004-00000	INSTR	477-	8,500	2,019	6,481	8,500
DETAIL LINE			8,500			8,500
TOTAL:		3,396	19,500	20,349	849-	19,500
TOTAL: 5xxx		3,396	19,500	20,349	849-	161,714
*SUB-TOTAL:1000-5999		28,597	64,500	87,335	22,835-	206,714

FUND :01 GENERAL FUND RESOURCE:6500 SPECIAL EDUCATION

	FUNCTION	2021-2022 21/22 Unaud Act	2022-2023 22/23 WORK BUD	2022-2023 22/23 YTD ACT+EMCB	CALC: 3-4 2022-2023 22/23 BALANCE	2023-2024 23/24 BUDGET
8792 TF OF APPORT FROM COE						
01-6500-0-8792-5760-0000-000-00000	REV/BAL	16,221				124,737
DETAIL LINE						124,737
TOTAL:		16,221				124,737
8980 CONTRIBUTIONS FR UNRESTR REV						
01-6500-0-8980-5001-0000-000-00000	REV/BAL	124,768	164,211		164,211	117,859
DETAIL LINE			164,211			117,859
TOTAL:		124,768	164,211		164,211	117,859
TOTAL: 8xxx		140,990	164,211		164,211	242,596
1100 CERTIFICATED TEACHERS SALARIES						
01-6500-0-1100-5760-1120-002-00000	SE RSP	78,596		6,996	6,996-	83,957
Casey, Lauren						83,957
01-6500-0-1100-5760-1120-004-00000	SE RSP		85,819	89,292	3,472-	85,821
Freeze, Michele			85,819			85,821
01-6500-0-1100-5770-1120-002-00000	SE RSP			67,144	67,144-	
01-6500-0-1100-5770-1120-004-00000	SE RSP			87	87-	
TOTAL:		78,596	85,819	163,520	77,700-	169,778
TOTAL: 1xxx		78,596	85,819	163,520	77,700-	169,778
3101 STRS CERTIFICATED						
01-6500-0-3101-5760-1120-002-00000	SE RSP	13,270		1,458	1,458-	16,036
*Casey, Lauren						16,036
01-6500-0-3101-5760-1120-004-00000	SE RSP		16,391	17,100	708-	16,392
*Freeze, Michele			16,391			16,392
01-6500-0-3101-5770-1120-002-00000	SE RSP			12,603	12,603-	
01-6500-0-3101-5770-1120-004-00000	SE RSP			17	17-	
TOTAL:		13,270	16,391	31,177	14,786-	32,428
3311 MEDICARE - CERTIFICATED						
01-6500-0-3311-5760-1120-002-00000	SE RSP	1,060		101	101-	1,217
*Casey, Lauren						1,217
01-6500-0-3311-5760-1120-004-00000	SE RSP		1,244	1,218	27	1,244
*Freeze, Michele			1,244			1,244
01-6500-0-3311-5770-1120-002-00000	SE RSP			979	979-	
01-6500-0-3311-5770-1120-004-00000	SE RSP			1	1-	
TOTAL:		1,060	1,244	2,299	1,055-	2,462
3401 HEALTH & WELFARE CERTIFICATED						
01-6500-0-3401-5760-1120-002-00000	SE RSP	15,835	20,000	1,337	18,663	12,000
Casey, Lauren,H&W						12,000
DETAIL LINE			20,000			
01-6500-0-3401-5760-1120-004-00000	SE RSP	6	31,842	14,703	17,139	16,039
DETAIL LINE			31,842			
Freeze, Michele,H&W						16,039
01-6500-0-3401-5770-1120-002-00000	SE RSP			2,905	2,905-	
TOTAL:		15,840	51,842	18,944	32,898	28,039
3501 UNEMPLOYMENT - CERTIFICATED						

FUND :01 GENERAL FUND RESOURCE:6500 SPECIAL EDUCATION

	FUNCTION	2021-2022 21/22 Unaud Act	2022-2023 22/23 WORK BUD	2022-2023 22/23 YTD ACT+EMCB	CALC: 3-4 2022-2023 22/23 BALANCE	2023-2024 23/24 BUDGET
01-6500-0-3501-5760-1120-002-00000	SE RSP	365		35	35-	42
*Casey, Lauren						42
01-6500-0-3501-5760-1120-004-00000	SE RSP		429	415	14	43
*Freeze, Michele			429			43
01-6500-0-3501-5770-1120-002-00000	SE RSP			336	336-	
01-6500-0-3501-5770-1120-004-00000	SE RSP			0	0	
TOTAL:		365	429	786	357-	85
3601 WORKERS COMP - CERTIFICATED						
01-6500-0-3601-5760-1120-002-00000	SE RSP	1,263		137	137-	1,648
*Casey, Lauren						1,648
01-6500-0-3601-5760-1120-004-00000	SE RSP		1,685	1,638	47	1,685
*Freeze, Michele			1,685			1,685
01-6500-0-3601-5770-1120-002-00000	SE RSP			1,318	1,318-	
01-6500-0-3601-5770-1120-004-00000	SE RSP			2	2-	
TOTAL:		1,263	1,685	3,096	1,411-	3,333
TOTAL: 3xxx		31,798	71,592	56,302	15,290	66,347
4300 SUPPLIES						
01-6500-0-4300-5760-1120-000-00000	SE RSP	4,731	5,000		5,000	5,000
DETAIL LINE			5,000			5,000
01-6500-0-4300-5760-1120-002-00000	SE RSP	10,707		187	187-	
01-6500-0-4300-5760-1120-002-01117	SE RSP	350	900	69	831	900
DETAIL LINE			900			900
01-6500-0-4300-5760-1120-004-00000	SE RSP	4,960		9,246	9,246-	
01-6500-0-4300-5760-1120-004-01117	SE RSP	60		540	540-	
01-6500-0-4300-5760-1120-004-01148	SE RSP	442	900	586	314	900
DETAIL LINE			900			900
01-6500-0-4300-5770-1120-000-00000	SE RSP	829-				
01-6500-0-4300-5770-1120-002-00000	SE RSP	3-				
01-6500-0-4300-5770-1120-002-01117	SE RSP	595				
01-6500-0-4300-5770-1120-004-01117	SE RSP	147		296	296-	
01-6500-0-4300-5770-1120-004-01148	SE RSP	90		32	32-	
TOTAL:		21,249	6,800	10,956	4,156-	6,800
TOTAL: 4xxx		21,249	6,800	10,956	4,156-	6,800
*SUB-TOTAL:1000-5999		131,644	164,211	230,777	66,565-	242,925
7310 TRANSFERS OF INDIRECT COSTS						
01-6500-0-7310-5001-7210-000-00000	COST TR	9,017				
TOTAL:		9,017				
TOTAL: 7xxx		9,017				
*SUB-TOTAL:1000-7999		140,661	164,211	230,777	66,565-	242,925

FUND :01 GENERAL FUND RESOURCE:6547 SPC ED EARLY INTERVENT PRESCHO

	FUNCTION	2021-2022 21/22 Unaud Act	2022-2023 22/23 WORK BUD	2022-2023 22/23 YTD ACT+EMCB	CALC: 3-4 2022-2023 22/23 BALANCE	2023-2024 23/24 BUDGET
8590 ALL OTHER STATE REVENUES						
01-6547-0-8590-0000-0000-000-00000	REV/BAL	130,543				
TOTAL:		130,543				
TOTAL: 8xxx		130,543				

FUND :01 GENERAL FUND RESOURCE:6762 ARTS-MUSIC-INST MATERIAL GRANT

	FUNCTION	2021-2022 21/22 Unaud Act	2022-2023 22/23 WORK BUD	2022-2023 22/23 YTD ACT+EMCB	CALC: 3-4 2022-2023 22/23 BALANCE	2023-2024 23/24 BUDGET
8590 ALL OTHER STATE REVENUES						
01-6762-0-8590-0000-0000-000-00000	REV/BAL			276,225	276,225-	275,315
DETAIL LINE						275,315
TOTAL:				276,225	276,225-	275,315
TOTAL: 8xxx				276,225	276,225-	275,315
4300 SUPPLIES						
01-6762-0-4300-1150-1000-004-00000	INSTR			910	910-	
TOTAL:				910	910-	
TOTAL: 4xxx				910	910-	
*SUB-TOTAL:1000-5999				910	910-	

FUND :01 GENERAL FUND RESOURCE:7028 CLD NUTRI KITCHEN INFRA-TRAING

	FUNCTION	2021-2022 21/22 Unaud Act	2022-2023 22/23 WORK BUD	2022-2023 22/23 YTD ACT+EMCB	CALC: 3-4 2022-2023 22/23 BALANCE	2023-2024 23/24 BUDGET
8520 CHILD NUTRITION						
01-7028-0-8520-0000-0000-000-00000	REV/BAL	50,905				
01-7028-0-8520-0000-3700-004-00000	FOODSER			59,365-	59,365	
TOTAL:		50,905		59,365-	59,365	
TOTAL: 8xxx		50,905		59,365-	59,365	

FUND :01 GENERAL FUND RESOURCE:7029 CHLD NUTRI FOOD STAFF TRAIN

	FUNCTION	2021-2022 21/22 Unaud Act	2022-2023 22/23 WORK BUD	2022-2023 22/23 YTD ACT+EMCB	CALC: 3-4 2022-2023 22/23 BALANCE	2023-2024 23/24 BUDGET
8520 CHILD NUTRITION						
01-7029-0-8520-0000-0000-000-00000	REV/BAL	15,481				
TOTAL:		15,481				
TOTAL: 8xxx		15,481				

FUND :01 GENERAL FUND RESOURCE:7210 AMERICAN INDIAN ECE

	FUNCTION	2021-2022 21/22 Unaud Act	2022-2023 22/23 WORK BUD	2022-2023 22/23 YTD ACT+EMCB	CALC: 3-4 2022-2023 22/23 BALANCE	2023-2024 23/24 BUDGET
8590 ALL OTHER STATE REVENUES						
01-7210-0-8590-0000-0000-000-00000	REV/BAL	38,207	53,000	53,250	250-	53,000
DETAIL LINE			53,000			53,000
TOTAL:		38,207	53,000	53,250	250-	53,000
8980 CONTRIBUTIONS FR UNRESTR REV						
01-7210-0-8980-0000-0000-000-00000	REV/BAL	15,515	8,873		8,873	8,543
DETAIL LINE			8,873			8,543
TOTAL:		15,515	8,873		8,873	8,543
TOTAL: 8xxx		53,722	61,873	53,250	8,623	61,543
1100 CERTIFICATED TEACHERS SALARIES						
01-7210-0-1100-1150-1000-002-00000	INSTR	38,818	43,879	42,271	1,608	
Harris, Katie			43,879			
01-7210-0-1100-1150-1000-002-30004	INSTR					44,829
Harris, KatieLCAP 3.4						44,829
TOTAL:		38,818	43,879	42,271	1,608	44,829
TOTAL: 1xxx		38,818	43,879	42,271	1,608	44,829
3101 STRS CERTIFICATED						
01-7210-0-3101-1150-1000-002-00000	INSTR	6,559	8,381	8,052	329	
*Harris, Katie			8,381			
01-7210-0-3101-1150-1000-002-30004	INSTR					8,562
*Harris, KatieLCAP						8,562
TOTAL:		6,559	8,381	8,052	329	8,562
3311 MEDICARE - CERTIFICATED						
01-7210-0-3311-1150-1000-002-00000	INSTR	563	636	613	23	
*Harris, Katie			636			
01-7210-0-3311-1150-1000-002-30004	INSTR					650
*Harris, KatieLCAP						650
TOTAL:		563	636	613	23	650
3401 HEALTH & WELFARE CERTIFICATED						
01-7210-0-3401-1150-1000-002-00000	INSTR	6,348	7,896	6,600	1,296	
DETAIL LINE			7,896			
01-7210-0-3401-1150-1000-002-30004	INSTR					6,600
Harris, KatieLCAP 3.4,H&W						6,600
TOTAL:		6,348	7,896	6,600	1,296	6,600
3501 UNEMPLOYMENT - CERTIFICATED						
01-7210-0-3501-1150-1000-002-00000	INSTR	194	219	211	8	
*Harris, Katie			219			
01-7210-0-3501-1150-1000-002-30004	INSTR					22
*Harris, KatieLCAP						22
TOTAL:		194	219	211	8	22
3601 WORKERS COMP - CERTIFICATED						

FUND :01 GENERAL FUND RESOURCE:7210 AMERICAN INDIAN ECE

	FUNCTION	2021-2022 21/22 Unaud Act	2022-2023 22/23 WORK BUD	2022-2023 22/23 YTD ACT+EMCB	CALC: 3-4 2022-2023 22/23 BALANCE	2023-2024 23/24 BUDGET
01-7210-0-3601-1150-1000-002-00000	INSTR	671	862	830	32	
*Harris, Katie			862			
01-7210-0-3601-1150-1000-002-30004	INSTR					880
*Harris, KatieLCAP						880
TOTAL:		671	862	830	32	880
TOTAL: 3xxx		14,335	17,994	16,306	1,688	16,715
4300 SUPPLIES						
01-7210-0-4300-1150-1000-002-00000	INSTR	570		2,720	2,720-	
TOTAL:		570		2,720	2,720-	
TOTAL: 4xxx		570		2,720	2,720-	
*SUB-TOTAL:1000-5999		53,722	61,873	61,298	575	61,543

FUND :01 GENERAL FUND RESOURCE:7311 CLASSIFIED PROF DEV BLOCK GRAN

	FUNCTION	2021-2022 21/22 Unaud Act	2022-2023 22/23 WORK BUD	2022-2023 22/23 YTD ACT+EMCB	CALC: 3-4 2022-2023 22/23 BALANCE	2023-2024 23/24 BUDGET
5800 PROFES'L/CONSULTG SVCS/OP EXP						
01-7311-0-5800-1150-1000-000-00000	INSTR	2,400				
TOTAL:		2,400				
TOTAL: 5xxx		2,400				
*SUB-TOTAL:1000-5999		2,400				

FUND :01 GENERAL FUND RESOURCE:7422 IN PERSON INSTRUCTION GRANT

	FUNCTION	2021-2022 21/22 Unaud Act	2022-2023 22/23 WORK BUD	2022-2023 22/23 YTD ACT+EMCB	CALC: 3-4 2022-2023 22/23 BALANCE	2023-2024 23/24 BUDGET
8590 ALL OTHER STATE REVENUES						
01-7422-0-8590-0000-0000-000-00000	REV/BAL	206,386	206,386		206,386	
DETAIL LINE			206,386			
TOTAL:		206,386	206,386		206,386	
TOTAL: 8xxx		206,386	206,386		206,386	
1100 CERTIFICATED TEACHERS SALARIES						
01-7422-0-1100-1150-1000-002-00000	INSTR	46,285		60,803	60,803-	
01-7422-0-1100-1150-1000-004-00000	INSTR	90,039		90,466	90,466-	
TOTAL:		136,324		151,268	151,268-	
TOTAL: 1xxx		136,324		151,268	151,268-	
2100 INSTRUCTIONAL AIDE SALARIES						
01-7422-0-2100-1150-1000-002-00000	INSTR	67,504		70,308	70,308-	
01-7422-0-2100-1150-1000-004-00000	INSTR	21,968		25,377	25,377-	
TOTAL:		89,472		95,686	95,686-	
TOTAL: 2xxx		89,472		95,686	95,686-	
3101 STRS CERTIFICATED						
01-7422-0-3101-1150-1000-002-00000	INSTR	8,542		11,581	11,581-	
01-7422-0-3101-1150-1000-004-00000	INSTR	14,455		16,918	16,918-	
TOTAL:		22,998		28,498	28,498-	
3202 PERS CLASSIFIED						
01-7422-0-3202-1150-1000-002-00000	INSTR	15,172		17,897	17,897-	
01-7422-0-3202-1150-1000-004-00000	INSTR	5,033		6,471	6,471-	
TOTAL:		20,205		24,367	24,367-	
3302 SOCIAL SECURITY CLASSIFIED						
01-7422-0-3302-1150-1000-002-00000	INSTR	4,185		4,405	4,405-	
01-7422-0-3302-1150-1000-004-00000	INSTR	1,362		1,594	1,594-	
TOTAL:		5,547		5,999	5,999-	
3311 MEDICARE - CERTIFICATED						
01-7422-0-3311-1150-1000-002-00000	INSTR	616		882	882-	
01-7422-0-3311-1150-1000-004-00000	INSTR	1,261		1,219	1,219-	
TOTAL:		1,877		2,100	2,100-	
3312 MEDICARE - CLASSIFIED						
01-7422-0-3312-1150-1000-002-00000	INSTR	979		1,030	1,030-	
01-7422-0-3312-1150-1000-004-00000	INSTR	319		373	373-	
TOTAL:		1,297		1,403	1,403-	
3401 HEALTH & WELFARE CERTIFICATED						
01-7422-0-3401-1150-1000-002-00000	INSTR	12,318		12,100	12,100-	
01-7422-0-3401-1150-1000-004-00000	INSTR	18,153		18,855	18,855-	
TOTAL:		30,471		30,955	30,955-	
3402 HEALTH & WELFARE CLASSIFIED						

FUND :01 GENERAL FUND RESOURCE:7422 IN PERSON INSTRUCTION GRANT

	FUNCTION	2021-2022 21/22 Unaud Act	2022-2023 22/23 WORK BUD	2022-2023 22/23 YTD ACT+EMCB	CALC: 3-4 2022-2023 22/23 BALANCE	2023-2024 23/24 BUDGET
01-7422-0-3402-1150-1000-002-00000	INSTR	4,727				
TOTAL:		4,727				
3501 UNEMPLOYMENT - CERTIFICATED						
01-7422-0-3501-1150-1000-002-00000	INSTR	212		304	304-	
01-7422-0-3501-1150-1000-004-00000	INSTR	435		414	414-	
TOTAL:		647		718	718-	
3502 UNEMPLOYMENT - CLASSIFIED						
01-7422-0-3502-1150-1000-002-00000	INSTR	338		352	352-	
01-7422-0-3502-1150-1000-004-00000	INSTR	110		127	127-	
TOTAL:		447		479	479-	
3601 WORKERS COMP - CERTIFICATED						
01-7422-0-3601-1150-1000-002-00000	INSTR	734		1,194	1,194-	
01-7422-0-3601-1150-1000-004-00000	INSTR	1,503		1,637	1,637-	
TOTAL:		2,237		2,831	2,831-	
3602 WORKERS COMP - CLASSIFIED						
01-7422-0-3602-1150-1000-002-00000	INSTR	1,166		1,380	1,380-	
01-7422-0-3602-1150-1000-004-00000	INSTR	380		498	498-	
TOTAL:		1,546		1,879	1,879-	
TOTAL: 3xxx		92,001		99,228	99,228-	
*SUB-TOTAL:1000-5999		317,797		346,182	346,182-	

FUND :01 GENERAL FUND RESOURCE:7425 EXPAND LEARNING OPPORTUNITIES

	FUNCTION	2021-2022 21/22 Unaud Act	2022-2023 22/23 WORK BUD	2022-2023 22/23 YTD ACT+EMCB	CALC: 3-4 2022-2023 22/23 BALANCE	2023-2024 23/24 BUDGET
8590 ALL OTHER STATE REVENUES						
01-7425-0-8590-0000-0000-000-00000	REV/BAL	30,828				
TOTAL:		30,828				
TOTAL: 8xxx		30,828				
1100 CERTIFICATED TEACHERS SALARIES						
01-7425-0-1100-1150-1000-000-00000	INSTR	80,610		52,710	52,710-	
TOTAL:		80,610		52,710	52,710-	
TOTAL: 1xxx		80,610		52,710	52,710-	
3101 STRS CERTIFICATED						
01-7425-0-3101-1150-1000-000-00000	INSTR	10,107		7,605	7,605-	
TOTAL:		10,107		7,605	7,605-	
3201 PERS CERTIFICATED						
01-7425-0-3201-1150-1000-000-00000	INSTR	1,668		2,060	2,060-	
TOTAL:		1,668		2,060	2,060-	
3301 SOCIAL SECURITY CERTIFICATED						
01-7425-0-3301-1150-1000-000-00000	INSTR	990		799	799-	
TOTAL:		990		799	799-	
3311 MEDICARE - CERTIFICATED						
01-7425-0-3311-1150-1000-000-00000	INSTR	1,120		757	757-	
TOTAL:		1,120		757	757-	
3401 HEALTH & WELFARE CERTIFICATED						
01-7425-0-3401-1150-1000-000-00000	INSTR	450				
TOTAL:		450				
3501 UNEMPLOYMENT - CERTIFICATED						
01-7425-0-3501-1150-1000-000-00000	INSTR	386		261	261-	
TOTAL:		386		261	261-	
3601 WORKERS COMP - CERTIFICATED						
01-7425-0-3601-1150-1000-000-00000	INSTR	1,335		1,025	1,025-	
TOTAL:		1,335		1,025	1,025-	
TOTAL: 3xxx		16,055		12,506	12,506-	
*SUB-TOTAL:1000-5999		96,665		65,216	65,216-	

FUND :01 GENERAL FUND RESOURCE:7426 EXPAND LEARN GRANT PARAPROFESS

	FUNCTION	2021-2022 21/22 Unaud Act	2022-2023 22/23 WORK BUD	2022-2023 22/23 YTD ACT+EMCB	CALC: 3-4 2022-2023 22/23 BALANCE	2023-2024 23/24 BUDGET
8590 ALL OTHER STATE REVENUES						
01-7426-0-8590-0000-0000-000-00000	REV/BAL	5,236				
TOTAL:		5,236				
TOTAL: 8xxx		5,236				
2100 INSTRUCTIONAL AIDE SALARIES						
01-7426-0-2100-1150-1000-000-00000	INSTR	31,724		7,394	7,394-	
TOTAL:		31,724		7,394	7,394-	
TOTAL: 2xxx		31,724		7,394	7,394-	
3202 PERS CLASSIFIED						
01-7426-0-3202-1150-1000-000-00000	INSTR	5,687		1,789	1,789-	
TOTAL:		5,687		1,789	1,789-	
3302 SOCIAL SECURITY CLASSIFIED						
01-7426-0-3302-1150-1000-000-00000	INSTR	1,962		458	458-	
TOTAL:		1,962		458	458-	
3312 MEDICARE - CLASSIFIED						
01-7426-0-3312-1150-1000-000-00000	INSTR	459		107	107-	
TOTAL:		459		107	107-	
3502 UNEMPLOYMENT - CLASSIFIED						
01-7426-0-3502-1150-1000-000-00000	INSTR	158		37	37-	
TOTAL:		158		37	37-	
3602 WORKERS COMP - CLASSIFIED						
01-7426-0-3602-1150-1000-000-00000	INSTR	547		145	145-	
TOTAL:		547		145	145-	
TOTAL: 3xxx		8,814		2,536	2,536-	
*SUB-TOTAL:1000-5999		40,538		9,930	9,930-	

FUND :01 GENERAL FUND RESOURCE:7435 LEARN RECOV EMERGENCY GRANT

	FUNCTION	2021-2022 21/22 Unaud Act	2022-2023 22/23 WORK BUD	2022-2023 22/23 YTD ACT+EMCB	CALC: 3-4 2022-2023 22/23 BALANCE	2023-2024 23/24 BUDGET
8590 ALL OTHER STATE REVENUES						
01-7435-0-8590-0000-0000-000-00000	REV/BAL			718,825	718,825-	1,437,650
DETAIL LINE						1,437,650
TOTAL:				718,825	718,825-	1,437,650
TOTAL: 8xxx				718,825	718,825-	1,437,650

FUND :01 GENERAL FUND RESOURCE:7510 LOW PERFORM STUDENT BLOCK GRAN

	FUNCTION	2021-2022 21/22 Unaud Act	2022-2023 22/23 WORK BUD	2022-2023 22/23 YTD ACT+EMCB	CALC: 3-4 2022-2023 22/23 BALANCE	2023-2024 23/24 BUDGET
5200 TRAVEL & CONFERENCE						
01-7510-0-5200-1150-1000-000-00000	INSTR	5,526		16,800	16,800-	
TOTAL:		5,526		16,800	16,800-	
TOTAL: 5xxx		5,526		16,800	16,800-	
*SUB-TOTAL:1000-5999		5,526		16,800	16,800-	

FUND :01 GENERAL FUND RESOURCE:7690 STRS ON-BEHALF PENSION CONTRIB

	FUNCTION	2021-2022 21/22 Unaud Act	2022-2023 22/23 WORK BUD	2022-2023 22/23 YTD ACT+EMCB	CALC: 3-4 2022-2023 22/23 BALANCE	2023-2024 23/24 BUDGET
8590 ALL OTHER STATE REVENUES						
01-7690-0-8590-0000-0000-000-00000	REV/BAL	497,588	468,103		468,103	479,641
DETAIL LINE			468,103			479,641
TOTAL:		497,588	468,103		468,103	479,641
TOTAL: 8xxx		497,588	468,103		468,103	479,641
3101 STRS CERTIFICATED						
01-7690-0-3101-0000-2700-000-00000	SCH ADM	40,986				
01-7690-0-3101-0000-7150-000-00000	SUPT	860				
01-7690-0-3101-1110-1000-000-00000	INSTR	427,854				479,641
DETAIL LINE						479,641
01-7690-0-3101-1110-4000-000-00000	ANCILSE	3,260				
01-7690-0-3101-1150-1000-000-00000	INSTR					
01-7690-0-3101-5760-1120-000-00000	SE RSP	24,166				
01-7690-0-3101-7110-1000-000-00000	INSTR	462				
TOTAL:		497,588				479,641
TOTAL: 3xxx		497,588				479,641
*SUB-TOTAL:1000-5999		497,588				479,641

FUND :01 GENERAL FUND RESOURCE:8150 ONGOING & MAJOR MAINTENANCE

	FUNCTION	2021-2022 21/22 Unaud Act	2022-2023 22/23 WORK BUD	2022-2023 22/23 YTD ACT+EMCB	CALC: 3-4 2022-2023 22/23 BALANCE	2023-2024 23/24 BUDGET
8699 ALL OTHER LOCAL REVENUES						
01-8150-0-8699-0000-0000-000-00000	REV/BAL					50,000
TRC						50,000
TOTAL:						50,000
8980 CONTRIBUTIONS FR UNRESTR REV						
01-8150-0-8980-0000-0000-000-00000	REV/BAL	375,948	311,984		311,984	279,500
DETAIL LINE			311,984			279,500
TOTAL:		375,948	311,984		311,984	279,500
TOTAL: 8xxx		375,948	311,984		311,984	329,500
2300 CLASSIFIED SUPERV & ADMIN SAL						
01-8150-0-2300-0000-8200-000-00000	OPER	67,127	43,098	50,072	6,974-	
McVae, Jason			43,098			
TOTAL:		67,127	43,098	50,072	6,974-	
2370 CLASSIFIED SUPV ADM SUBSTITUTE						
01-8150-0-2370-0000-8200-000-00000	OPER			2,561	2,561-	
TOTAL:				2,561	2,561-	
TOTAL: 2xxx		67,127	43,098	52,633	9,535-	
3202 PERS CLASSIFIED						
01-8150-0-3202-0000-8200-000-00000	OPER	14,627	10,934	12,367	1,433-	
*McVae, Jason			10,934			
TOTAL:		14,627	10,934	12,367	1,433-	
3302 SOCIAL SECURITY CLASSIFIED						
01-8150-0-3302-0000-8200-000-00000	OPER	4,162	2,672	3,232	560-	
*McVae, Jason			2,672			
TOTAL:		4,162	2,672	3,232	560-	
3312 MEDICARE - CLASSIFIED						
01-8150-0-3312-0000-8200-000-00000	OPER	973	625	756	131-	
*McVae, Jason			625			
TOTAL:		973	625	756	131-	
3402 HEALTH & WELFARE CLASSIFIED						
01-8150-0-3402-0000-8200-000-00000	OPER	11,700	6,088	7,700	1,612-	
DETAIL LINE			6,088			
01-8150-0-3402-0000-8200-002-00000	OPER		8,859		8,859	
DETAIL LINE			8,859			
01-8150-0-3402-0000-8200-004-00000	OPER		9,147		9,147	
DETAIL LINE			9,147			
TOTAL:		11,700	24,094	7,700	16,394	
3502 UNEMPLOYMENT - CLASSIFIED						
01-8150-0-3502-0000-8200-000-00000	OPER	336	215	260	45-	
*McVae, Jason			215			

FUND :01 GENERAL FUND RESOURCE:8150 ONGOING & MAJOR MAINTENANCE

	FUNCTION	2021-2022 21/22 Unaud Act	2022-2023 22/23 WORK BUD	2022-2023 22/23 YTD ACT+EMCB	CALC: 3-4 2022-2023 22/23 BALANCE	2023-2024 23/24 BUDGET
TOTAL:		336	215	260	45-	
3602 WORKERS COMP - CLASSIFIED						
01-8150-0-3602-0000-8200-000-00000	OPER	1,160	846	1,022	176-	
*McVae, Jason			846			
TOTAL:		1,160	846	1,022	176-	
TOTAL: 3xxx		32,958	39,387	25,336	14,050	
4300 SUPPLIES						
01-8150-0-4300-0000-8110-000-00000	MAINT	712	4,500	3,090	1,410	4,500
DETAIL LINE			4,500			4,500
01-8150-0-4300-0000-8110-002-00000	MAINT	995	4,500	414	4,086	4,500
DETAIL LINE			4,500			4,500
01-8150-0-4300-0000-8110-004-00000	MAINT	1,068	4,500	4,645	145-	4,500
DETAIL LINE			4,500			4,500
TOTAL:		2,775	13,500	8,149	5,351	13,500
4400 NON-CAPITALIZED EQUIP.						
01-8150-0-4400-0000-8110-000-00000	MAINT			6,674	6,674-	
01-8150-0-4400-0000-8110-004-00000	MAINT			7,327	7,327-	
TOTAL:				14,001	14,001-	
TOTAL: 4xxx		2,775	13,500	22,150	8,650-	13,500
5600 RENTALS, LEASES & REPAIRS,N.C.						
01-8150-0-5600-0000-8110-000-00000	MAINT	23,088		41,260	41,260-	
01-8150-0-5600-0000-8110-002-00000	MAINT		8,000		8,000	8,000
DETAIL LINE			8,000			8,000
01-8150-0-5600-0000-8110-004-00000	MAINT		8,000		8,000	8,000
DETAIL LINE			8,000			8,000
TOTAL:		23,088	16,000	41,260	25,260-	16,000
TOTAL: 5xxx		23,088	16,000	41,260	25,260-	16,000
*SUB-TOTAL:1000-5999		125,948	111,984	141,380	29,396-	29,500
7619 OTHER AUTH INTERFUND TF OUT						
01-8150-0-7619-0000-9300-000-00000	INTFD T	250,000	250,000		250,000	250,000
TRANS OUT DEF MAINT			250,000			250,000
TOTAL:		250,000	250,000		250,000	250,000
TOTAL: 7xxx		250,000	250,000		250,000	250,000
*SUB-TOTAL:1000-7999		375,948	361,984	141,380	220,604	279,500

FUND :01 GENERAL FUND RESOURCE:9063 OUTSTAND GRAND-FORD APPR

	FUNCTION	2021-2022 21/22 Unaud Act	2022-2023 22/23 WORK BUD	2022-2023 22/23 YTD ACT+EMCB	CALC: 3-4 2022-2023 22/23 BALANCE	2023-2024 23/24 BUDGET
8699 ALL OTHER LOCAL REVENUES						
01-9063-0-8699-0000-7200-000-00000	GEN ADM	5,267				
TOTAL:		5,267				
TOTAL: 8xxx		5,267				
4300 SUPPLIES						
01-9063-0-4300-0000-7200-000-00000	GEN ADM	2,197		2,553	2,553-	
TOTAL:		2,197		2,553	2,553-	
TOTAL: 4xxx		2,197		2,553	2,553-	
*SUB-TOTAL:1000-5999		2,197		2,553	2,553-	

FUND :01 GENERAL FUND RESOURCE:9143 CALI READS NAPA SCOE

	FUNCTION	2021-2022 21/22 Unaud Act	2022-2023 22/23 WORK BUD	2022-2023 22/23 YTD ACT+EMCB	CALC: 3-4 2022-2023 22/23 BALANCE	2023-2024 23/24 BUDGET
8699 ALL OTHER LOCAL REVENUES						
01-9143-0-8699-0000-0000-000-00000	REV/BAL			13,859	13,859-	
TOTAL:				13,859	13,859-	
TOTAL: 8xxx				13,859	13,859-	
1100 CERTIFICATED TEACHERS SALARIES						
01-9143-0-1100-1150-1000-004-00000	INSTR			10,400	10,400-	
TOTAL:				10,400	10,400-	
TOTAL: 1xxx				10,400	10,400-	
3101 STRS CERTIFICATED						
01-9143-0-3101-1150-1000-004-00000	INSTR			1,986	1,986-	
TOTAL:				1,986	1,986-	
3311 MEDICARE - CERTIFICATED						
01-9143-0-3311-1150-1000-004-00000	INSTR			145	145-	
TOTAL:				145	145-	
3501 UNEMPLOYMENT - CERTIFICATED						
01-9143-0-3501-1150-1000-004-00000	INSTR			50	50-	
TOTAL:				50	50-	
3601 WORKERS COMP - CERTIFICATED						
01-9143-0-3601-1150-1000-004-00000	INSTR			197	197-	
TOTAL:				197	197-	
TOTAL: 3xxx				2,378	2,378-	
4300 SUPPLIES						
01-9143-0-4300-1150-1000-004-00000	INSTR			25	25-	
TOTAL:				25	25-	
TOTAL: 4xxx				25	25-	
*SUB-TOTAL:1000-5999				12,803	12,803-	

FUND :01 GENERAL FUND RESOURCE:9700 ASSOCIATED STUDENT BODY FUNDS

	FUNCTION	2021-2022 21/22 Unaud Act	2022-2023 22/23 WORK BUD	2022-2023 22/23 YTD ACT+EMCB	CALC: 3-4 2022-2023 22/23 BALANCE	2023-2024 23/24 BUDGET
8699 ALL OTHER LOCAL REVENUES						
01-9700-0-8699-0000-0000-000-00000	REV/BAL	11,389				
TOTAL:		11,389				
TOTAL: 8xxx		11,389				
4300 SUPPLIES						
01-9700-0-4300-1110-4100-000-00000	SCHCOCU	501				
TOTAL:		501				
TOTAL: 4xxx		501				
*SUB-TOTAL:1000-7999		501				
**TOTAL:1000-5999		13,576,462	14,174,506	14,914,575	740,069-	15,333,270
**TOTAL:1000-6999		14,139,071	15,924,669	16,620,760	696,091-	15,333,270
**TOTAL:1000-7999		14,831,674	16,324,647	16,619,760	295,113-	15,733,248
**TOTAL:8000-8999		16,304,532	16,885,679	11,429,318	5,456,362	16,556,422

FUND :13 CAFETERIA RESOURCE:0000 NO REPORTING REQUIREMENT

	FUNCTION	2021-2022 21/22 Unaud Act	2022-2023 22/23 WORK BUD	2022-2023 22/23 YTD ACT+EMCB	CALC: 3-4 2022-2023 22/23 BALANCE	2023-2024 23/24 BUDGET
8699 ALL OTHER LOCAL REVENUES						
13-0000-0-8699-0000-0000-000-00000	REV/BAL					6,006
TRC						6,006
TOTAL:						6,006
TOTAL: 8xxx						6,006
3702 OPEB, ALLOCATED, CLASSIFIED						
13-0000-0-3702-0000-3700-000-00000	FOODSER	6,006				
TOTAL:		6,006				
TOTAL: 3xxx		6,006				
*SUB-TOTAL:1000-5999		6,006				

FUND :13 CAFETERIA RESOURCE:5310 CHILD NUTRITION-SCHOOL PROGRAM

	FUNCTION	2021-2022 21/22 Unaud Act	2022-2023 22/23 WORK BUD	2022-2023 22/23 YTD ACT+EMCB	CALC: 3-4 2022-2023 22/23 BALANCE	2023-2024 23/24 BUDGET
8220 CHILD NUTRITION PROGRAMS						
13-5310-0-8220-0000-0000-000-00000	REV/BAL	677,840	605,000	59,735	545,265	605,000
FED NUTRITION PRO			605,000			605,000
TOTAL:		677,840	605,000	59,735	545,265	605,000
8520 CHILD NUTRITION						
13-5310-0-8520-0000-0000-000-00000	REV/BAL	47,954	45,000	326,256	281,256-	45,000
STATE NUTRITION PRO			45,000			45,000
TOTAL:		47,954	45,000	326,256	281,256-	45,000
8660 INTEREST						
13-5310-0-8660-0000-0000-000-00000	REV/BAL	870	1,000	1,643	643-	1,000
LOCAL REV			1,000			1,000
TOTAL:		870	1,000	1,643	643-	1,000
8699 ALL OTHER LOCAL REVENUES						
13-5310-0-8699-0000-0000-000-00000	REV/BAL	123,434		995	995-	
TOTAL:		123,434		995	995-	
TOTAL: 8xxx		850,097	651,000	388,628	262,372	651,000
2200 CLASSIFIED SUPPORT SALARIES						
13-5310-0-2200-0000-3700-002-00000	FOODSER	31,896	63,005	32,909	30,097	47,949
Green, Sarah			31,965			31,966
Martin, Jessica			31,040			
Munoz, Tawnie						15,983
13-5310-0-2200-0000-3700-004-00000	FOODSER	125,225	90,182	106,784	16,602-	111,682
Buelna, Rosa						33,526
Chapman, Amy			31,134			31,134
Dunn, Bonita			27,082			
Munoz, Tawnie			31,966			15,983
Rassmussen, Debbie						31,040
TOTAL:		157,122	153,187	139,693	13,495	159,631
2300 CLASSIFIED SUPERV & ADMIN SAL						
13-5310-0-2300-0000-3700-000-00000	FOODSER					57,583
Head. Renee						57,583
13-5310-0-2300-0000-3700-004-00000	FOODSER	45,161	88,949	57,824	31,125	
Buelna, Rosa			33,526			
DETAIL LINE			55,423			
TOTAL:		45,161	88,949	57,824	31,125	57,583
TOTAL: 2xxx		202,283	242,136	197,517	44,620	217,215
3202 PERS CLASSIFIED						
13-5310-0-3202-0000-3700-000-00000	FOODSER					15,363
*Head. Renee						15,363
13-5310-0-3202-0000-3700-002-00000	FOODSER	6,705	15,984	8,280	7,704	12,793
*Green, Sarah			8,110			8,529
*Martin, Jessica			7,875			

FUND :13 CAFETERIA RESOURCE:5310 CHILD NUTRITION-SCHOOL PROGRAM

	FUNCTION	2021-2022 21/22 Unaud Act	2022-2023 22/23 WORK BUD	2022-2023 22/23 YTD ACT+EMCB	CALC: 3-4 2022-2023 22/23 BALANCE	2023-2024 23/24 BUDGET
*Munoz, Tawnie						4,264
13-5310-0-3202-0000-3700-004-00000	FOODSER	37,835	45,446	42,130	3,316	29,797
*			14,061			
*Buelna, Rosa			8,505			8,945
*Chapman, Amy			7,899			8,306
*Dunn, Bonita			6,871			
*Munoz, Tawnie			8,110			4,264
*Rassmussen, Debbi						8,282
TOTAL:		44,540	61,430	50,410	11,020	57,953
3302 SOCIAL SECURITY CLASSIFIED						
13-5310-0-3302-0000-3700-000-00000	FOODSER					3,570
*Head. Renee						3,570
13-5310-0-3302-0000-3700-002-00000	FOODSER	1,978	3,906	2,065	1,842	2,973
*Green, Sarah			1,982			1,982
*Martin, Jessica			1,925			
*Munoz, Tawnie						991
13-5310-0-3302-0000-3700-004-00000	FOODSER	10,533	11,106	10,250	856	6,924
*			3,436			
*Buelna, Rosa			2,079			2,079
*Chapman, Amy			1,930			1,930
*Dunn, Bonita			1,679			
*Munoz, Tawnie			1,982			991
*Rassmussen, Debbi						1,925
TOTAL:		12,510	15,012	12,315	2,698	13,467
3312 MEDICARE - CLASSIFIED						
13-5310-0-3312-0000-3700-000-00000	FOODSER					835
*Head. Renee						835
13-5310-0-3312-0000-3700-002-00000	FOODSER	463	914	483	431	695
*Green, Sarah			463			464
*Martin, Jessica			450			
*Munoz, Tawnie						232
13-5310-0-3312-0000-3700-004-00000	FOODSER	2,463	2,597	2,397	200	1,619
*			804			
*Buelna, Rosa			486			486
*Chapman, Amy			451			451
*Dunn, Bonita			393			
*Munoz, Tawnie			464			232
*Rassmussen, Debbi						450
TOTAL:		2,926	3,511	2,880	631	3,150
3402 HEALTH & WELFARE CLASSIFIED						
13-5310-0-3402-0000-3700-000-00000	FOODSER					13,200
Head. Renee,H&W						13,200
13-5310-0-3402-0000-3700-002-00000	FOODSER					9,070
Munoz, Tawnie,H&W						9,070
13-5310-0-3402-0000-3700-004-00000	FOODSER	44,529	48,000	49,091	1,091-	39,600
Buelna, Rosa,H&W						13,200
Chapman, Amy,H&W						13,200

FUND :13 CAFETERIA RESOURCE:5310 CHILD NUTRITION-SCHOOL PROGRAM

	FUNCTION	2021-2022 21/22 Unaud Act	2022-2023 22/23 WORK BUD	2022-2023 22/23 YTD ACT+EMCB	CALC: 3-4 2022-2023 22/23 BALANCE	2023-2024 23/24 BUDGET
DETAIL LINE			48,000			
Rassmussen, Debbie,H&W						13,200
TOTAL:		44,529	48,000	49,091	1,091-	61,870
3502 UNEMPLOYMENT - CLASSIFIED						
13-5310-0-3502-0000-3700-000-00000	FOODSER					29
*Head. Renee						29
13-5310-0-3502-0000-3700-002-00000	FOODSER	160	315	165	151	24
*Green, Sarah			160			16
*Martin, Jessica			155			
*Munoz, Tawnie						8
13-5310-0-3502-0000-3700-004-00000	FOODSER	849	896	821	75	56
*			277			
*Buelna, Rosa			168			17
*Chapman, Amy			156			16
*Dunn, Bonita			135			
*Munoz, Tawnie			160			8
*Rassmussen, Debbi						16
TOTAL:		1,009	1,211	985	226	109
3602 WORKERS COMP - CLASSIFIED						
13-5310-0-3602-0000-3700-000-00000	FOODSER					1,131
*Head. Renee						1,131
13-5310-0-3602-0000-3700-002-00000	FOODSER	551	1,237	646	591	941
*Green, Sarah			628			628
*Martin, Jessica			609			
*Munoz, Tawnie						314
13-5310-0-3602-0000-3700-004-00000	FOODSER	2,935	3,517	3,223	294	2,193
*			1,088			
*Buelna, Rosa			658			658
*Chapman, Amy			611			611
*Dunn, Bonita			532			
*Munoz, Tawnie			628			314
*Rassmussen, Debbi						609
TOTAL:		3,487	4,754	3,869	885	4,265
TOTAL: 3xxx		109,001	133,918	119,550	14,368	140,814
4300 SUPPLIES						
13-5310-0-4300-0000-3700-000-00000	FOODSER	40,780	10,000	70,728	60,728-	10,000
DETAIL LINE			10,000			10,000
TOTAL:		40,780	10,000	70,728	60,728-	10,000
4400 NON-CAPITALIZED EQUIP.						
13-5310-0-4400-0000-3700-000-00000	FOODSER			16,432	16,432-	
TOTAL:				16,432	16,432-	
4700 FOOD						
13-5310-0-4700-0000-3700-000-00000	FOODSER	419,458	255,000	490,556	235,556-	255,000
DETAIL LINE			255,000			255,000

FUND :13 CAFETERIA RESOURCE:5310 CHILD NUTRITION-SCHOOL PROGRAM

	FUNCTION	2021-2022 21/22 Unaud Act	2022-2023 22/23 WORK BUD	2022-2023 22/23 YTD ACT+EMCB	CALC: 3-4 2022-2023 22/23 BALANCE	2023-2024 23/24 BUDGET
TOTAL:		419,458	255,000	490,556	235,556-	255,000
TOTAL: 4xxx		460,238	265,000	577,717	312,717-	265,000
5200 TRAVEL & CONFERENCE						
13-5310-0-5200-0000-3700-000-00000	FOODSER		1,000	401	599	1,000
DETAIL LINE			1,000			1,000
TOTAL:			1,000	401	599	1,000
5300 DUES & MEMBERSHIPS						
13-5310-0-5300-0000-3700-000-00000	FOODSER	360	200	305	105-	200
DETAIL LINE			200			200
TOTAL:		360	200	305	105-	200
5600 RENTALS, LEASES & REPAIRS,N.C.						
13-5310-0-5600-0000-3700-000-00000	FOODSER		5,000	450	4,550	5,000
DETAIL LINE			5,000			5,000
TOTAL:			5,000	450	4,550	5,000
5800 PROFES'L/CONSULTG SVCS/OP EXP						
13-5310-0-5800-0000-3700-000-00000	FOODSER	19,703	15,000	16,778	1,778-	15,000
DETAIL LINE			15,000			15,000
TOTAL:		19,703	15,000	16,778	1,778-	15,000
TOTAL: 5xxx		20,063	21,200	17,934	3,266	21,200
*SUB-TOTAL:1000-5999		791,585	662,255	912,718	250,463-	644,228
6400 EQUIPMENT						
13-5310-0-6400-0000-3700-000-00000	FOODSER	15,387				
TOTAL:		15,387				
TOTAL: 6xxx		15,387				
*SUB-TOTAL:1000-6999		806,972	662,255	912,718	250,463-	644,228
7619 OTHER AUTH INTERFUND TF OUT						
13-5310-0-7619-0000-9300-000-00000	INTFD T			4,609	4,609-	
TOTAL:				4,609	4,609-	
TOTAL: 7xxx				4,609	4,609-	
*SUB-TOTAL:1000-7999		806,972	662,255	917,327	255,072-	644,228

FUND :13 CAFETERIA RESOURCE:5810 OTHER FEDERAL

	FUNCTION	2021-2022 21/22 Unaud Act	2022-2023 22/23 WORK BUD	2022-2023 22/23 YTD ACT+EMCB	CALC: 3-4 2022-2023 22/23 BALANCE	2023-2024 23/24 BUDGET
8290 ALL OTHER FEDERAL REVENUES						
13-5810-0-8290-0000-0000-000-00000	REV/BAL	614				
TOTAL:		614				
TOTAL: 8xxx		614				
*SUB-TOTAL:1000-7999						
**TOTAL:1000-5999		797,591	662,255	912,718	250,463-	644,228
**TOTAL:1000-6999		812,978	662,255	912,718	250,463-	644,228
**TOTAL:1000-7999		812,978	662,255	917,327	255,072-	644,228
**TOTAL:8000-8999		850,711	651,000	388,628	262,372	657,006

FUND :14 DEFERRED MAINTENANCE RESOURCE:0000 NO REPORTING REQUIREMENT

	FUNCTION	2021-2022 21/22 Unaud Act	2022-2023 22/23 WORK BUD	2022-2023 22/23 YTD ACT+EMCB	CALC: 3-4 2022-2023 22/23 BALANCE	2023-2024 23/24 BUDGET
8660 INTEREST						
14-0000-0-8660-0000-0000-000-00000	REV/BAL	453	1,000	568	432	1,000
INTEREST			1,000			1,000
TOTAL:		453	1,000	568	432	1,000
8699 ALL OTHER LOCAL REVENUES						
14-0000-0-8699-0000-0000-000-00000	REV/BAL	110,080				
TOTAL:		110,080				
TOTAL: 8xxx		110,533	1,000	568	432	1,000
5600 RENTALS, LEASES & REPAIRS,N.C.						
14-0000-0-5600-0000-8110-000-00000	MAINT	29,642		31,205	31,205-	
14-0000-0-5600-0000-8110-002-00000	MAINT	6,712				
14-0000-0-5600-0000-8110-004-00000	MAINT	46,514		50,825	50,825-	
TOTAL:		82,868		82,030	82,030-	
TOTAL: 5xxx		82,868		82,030	82,030-	
*SUB-TOTAL:1000-5999		82,868		82,030	82,030-	
6170 LAND IMPROVEMENTS - DEPRECIABL						
14-0000-0-6170-0000-8500-000-00000	FAC ACQ			32,145	32,145-	
TOTAL:				32,145	32,145-	
6200 BUILDINGS & IMPROVEMNTS OF BLD						
14-0000-0-6200-0000-8500-000-00000	FAC ACQ	129,787		83,287	83,287-	
TOTAL:		129,787		83,287	83,287-	
TOTAL: 6xxx		129,787		115,432	115,432-	
*SUB-TOTAL:1000-6999		212,655		197,462	197,462-	

FUND :14 DEFERRED MAINTENANCE RESOURCE:8150 ONGOING & MAJOR MAINTENANCE

	FUNCTION	2021-2022 21/22 Unaud Act	2022-2023 22/23 WORK BUD	2022-2023 22/23 YTD ACT+EMCB	CALC: 3-4 2022-2023 22/23 BALANCE	2023-2024 23/24 BUDGET
8919 OTHER AUTH INTERFUND TF IN						
14-8150-0-8919-0000-0000-000-00000	REV/BAL	250,000				
14-8150-0-8919-0000-9300-000-00000	INTFD T		250,000		250,000	250,000
Trans In Def Maint			250,000			250,000
TOTAL:		250,000	250,000		250,000	250,000
TOTAL: 8xxx		250,000	250,000		250,000	250,000
5600 RENTALS, LEASES & REPAIRS,N.C.						
14-8150-0-5600-0000-8110-000-00000	MAINT		200,000	450	199,550	200,000
DETAIL LINE			200,000			200,000
TOTAL:			200,000	450	199,550	200,000
TOTAL: 5xxx			200,000	450	199,550	200,000
*SUB-TOTAL:1000-7999			200,000	450	199,550	200,000
**TOTAL:1000-5999		82,868	200,000	82,480	117,520	200,000
**TOTAL:1000-6999		212,655	200,000	197,912	2,088	200,000
**TOTAL:1000-7999		212,655	200,000	197,912	2,088	200,000
**TOTAL:8000-8999		360,533	251,000	568	250,432	251,000

FUND :17 SP RES-OTHER THAN CAP OUTLAY RESOURCE:0000 NO REPORTING REQUIREMENT

	FUNCTION	2021-2022 21/22 Unaud Act	2022-2023 22/23 WORK BUD	2022-2023 22/23 YTD ACT+EMCB	CALC: 3-4 2022-2023 22/23 BALANCE	2023-2024 23/24 BUDGET
8660 INTEREST						
17-0000-0-8660-0000-0000-000-00000	REV/BAL	546	1,000	711	289	1,000
INTEREST			1,000			1,000
TOTAL:		546	1,000	711	289	1,000
TOTAL: 8xxx		546	1,000	711	289	1,000
*SUB-TOTAL:1000-7999						
**TOTAL:1000-5999						
**TOTAL:1000-6999						
**TOTAL:1000-7999						
**TOTAL:8000-8999		546	1,000	711	289	1,000

FUND :20 POSTEMPLOYMENT BENEFITS-SP.RE. RESOURCE:0000 NO REPORTING REQUIREMENT

	FUNCTION	2021-2022 21/22 Unaud Act	2022-2023 22/23 WORK BUD	2022-2023 22/23 YTD ACT+EMCB	CALC: 3-4 2022-2023 22/23 BALANCE	2023-2024 23/24 BUDGET
8660 INTEREST						
20-0000-0-8660-0000-0000-000-00000	REV/BAL	786	1,000	1,026	26-	1,000
INTEREST			1,000			1,000
TOTAL:		786	1,000	1,026	26-	1,000
TOTAL: 8xxx		786	1,000	1,026	26-	1,000
*SUB-TOTAL:1000-7999						
**TOTAL:1000-5999						
**TOTAL:1000-6999						
**TOTAL:1000-7999						
**TOTAL:8000-8999		786	1,000	1,026	26-	1,000

FUND :25 CAPITAL FACILITIES-DEV,FEES RESOURCE:0000 NO REPORTING REQUIREMENT

	FUNCTION	2021-2022 21/22 Unaud Act	2022-2023 22/23 WORK BUD	2022-2023 22/23 YTD ACT+EMCB	CALC: 3-4 2022-2023 22/23 BALANCE	2023-2024 23/24 BUDGET
8660 INTEREST						
25-0000-0-8660-0000-0000-000-00000	REV/BAL		1,000		1,000	1,000
INTEREST			1,000			1,000
TOTAL:			1,000		1,000	1,000
8681 MITIGATION/DEVELOPER FEES						
25-0000-0-8681-0000-0000-000-00000	REV/BAL			1,659	1,659-	
TOTAL:				1,659	1,659-	
TOTAL: 8xxx			1,000	1,659	659-	1,000

FUND :25 CAPITAL FACILITIES-DEV.FEES RESOURCE:9010 OTHER LOCAL

	FUNCTION	2021-2022 21/22 Unaud Act	2022-2023 22/23 WORK BUD	2022-2023 22/23 YTD ACT+EMCB	CALC: 3-4 2022-2023 22/23 BALANCE	2023-2024 23/24 BUDGET
8660 INTEREST						
25-9010-0-8660-0000-0000-000-00000	REV/BAL	958				
TOTAL:		958				
8681 MITIGATION/DEVELOPER FEES						
25-9010-0-8681-0000-0000-000-00000	REV/BAL	94,724				
TOTAL:		94,724				
TOTAL: 8xxx		95,682				

FUND :25 CAPITAL FACILITIES-DEV.FEES RESOURCE:9875 MITIGATION/DEVELOPER FEE ACCTG

	FUNCTION	2021-2022 21/22 Unaud Act	2022-2023 22/23 WORK BUD	2022-2023 22/23 YTD ACT+EMCB	CALC: 3-4 2022-2023 22/23 BALANCE	2023-2024 23/24 BUDGET
8660 INTEREST						
25-9875-0-8660-0000-0000-000-00000	REV/BAL			1,798	1,798-	
TOTAL:				1,798	1,798-	
TOTAL: 8xxx				1,798	1,798-	
*SUB-TOTAL:1000-7999						
**TOTAL:1000-5999						
**TOTAL:1000-6999						
**TOTAL:1000-7999						
**TOTAL:8000-8999		95,682	1,000	3,457	2,457-	1,000

FUND :30 STATE SCH BLDG LEASE PURCH RESOURCE:0000 NO REPORTING REQUIREMENT

	FUNCTION	2021-2022 21/22 Unaud Act	2022-2023 22/23 WORK BUD	2022-2023 22/23 YTD ACT+EMCB	CALC: 3-4 2022-2023 22/23 BALANCE	2023-2024 23/24 BUDGET
8660 INTEREST						
30-0000-0-8660-0000-0000-000-00000	REV/BAL	7	10	9	1	10
INTEREST			10			10
TOTAL:		7	10	9	1	10
TOTAL: 8xxx		7	10	9	1	10
*SUB-TOTAL:1000-7999						
**TOTAL:1000-5999						
**TOTAL:1000-6999						
**TOTAL:1000-7999						
**TOTAL:8000-8999		7	10	9	1	10

FUND :40 SPECIAL RESERVE - CAP OUTLAY RESOURCE:0000 NO REPORTING REQUIREMENT

	FUNCTION	2021-2022 21/22 Unaud Act	2022-2023 22/23 WORK BUD	2022-2023 22/23 YTD ACT+EMCB	CALC: 3-4 2022-2023 22/23 BALANCE	2023-2024 23/24 BUDGET
8660 INTEREST						
40-0000-0-8660-0000-0000-000-00000	REV/BAL	20	20	25	5-	20
INTEREST			20			20
TOTAL:		20	20	25	5-	20
TOTAL: 8xxx		20	20	25	5-	20
*SUB-TOTAL:1000-7999						
**TOTAL:1000-5999						
**TOTAL:1000-6999						
**TOTAL:1000-7999						
**TOTAL:8000-8999		20	20	25	5-	20

FUND :63 OTHER ENTERPRISE FUND RESOURCE:0000 NO REPORTING REQUIREMENT

	FUNCTION	2021-2022 21/22 Unaud Act	2022-2023 22/23 WORK BUD	2022-2023 22/23 YTD ACT+EMCB	CALC: 3-4 2022-2023 22/23 BALANCE	2023-2024 23/24 BUDGET
8660 INTEREST						
63-0000-0-8660-0000-0000-000-00000	REV/BAL	43		108	108-	
TOTAL:		43		108	108-	
TOTAL: 8xxx		43		108	108-	
6900 DEPRECIATION EXPENSE						
63-0000-0-6900-0000-6000-000-00000	ENTERPR	3,874-				
TOTAL:		3,874-				
TOTAL: 6xxx		3,874-				
*SUB-TOTAL:1000-6999		3,874-				

FUND :63 OTHER ENTERPRISE FUND RESOURCE:9010 OTHER LOCAL

	FUNCTION	2021-2022 21/22 Unaud Act	2022-2023 22/23 WORK BUD	2022-2023 22/23 YTD ACT+EMCB	CALC: 3-4 2022-2023 22/23 BALANCE	2023-2024 23/24 BUDGET
8650 LEASES & RENTALS						
63-9010-0-8650-0000-0000-000-00000	REV/BAL	40,001	48,000	26,888	21,112	48,000
LEASES & RENTALS			48,000			48,000
TOTAL:		40,001	48,000	26,888	21,112	48,000
8660 INTEREST						
63-9010-0-8660-0000-0000-000-00000	REV/BAL	40				
TOTAL:		40				
TOTAL: 8xxx		40,041	48,000	26,888	21,112	48,000
5520 ELECTRICITY						
63-9010-0-5520-0000-6000-000-00000	ENTERPR	25,184	28,700	35,000	6,300-	28,700
DETAIL LINE			28,700			28,700
TOTAL:		25,184	28,700	35,000	6,300-	28,700
5530 WATER&/OR SEWAGE						
63-9010-0-5530-0000-6000-000-00000	ENTERPR	11,452	15,700	22,000	6,300-	15,700
DETAIL LINE			15,700			15,700
TOTAL:		11,452	15,700	22,000	6,300-	15,700
5550 DISPOSAL/GARBAGE REMOVAL						
63-9010-0-5550-0000-6000-000-00000	ENTERPR	3,118	3,600	6,000	2,400-	3,600
GARBAGE			3,600			3,600
TOTAL:		3,118	3,600	6,000	2,400-	3,600
TOTAL: 5xxx		39,754	48,000	63,000	15,000-	48,000
*SUB-TOTAL:1000-7999		39,754	48,000	63,000	15,000-	48,000
**TOTAL:1000-5999		39,754	48,000	63,000	15,000-	48,000
**TOTAL:1000-6999		35,880	48,000	63,000	15,000-	48,000
**TOTAL:1000-7999		35,880	48,000	63,000	15,000-	48,000
**TOTAL:8000-8999		40,084	48,000	26,996	21,004	48,000

FUND :71 RETIREE BENEFIT FUND RESOURCE:0000 NO REPORTING REQUIREMENT

	FUNCTION	2021-2022 21/22 Unaud Act	2022-2023 22/23 WORK BUD	2022-2023 22/23 YTD ACT+EMCB	CALC: 3-4 2022-2023 22/23 BALANCE	2023-2024 23/24 BUDGET
8660 INTEREST						
71-0000-0-8660-0000-0000-000-00000	REV/BAL	362,533-	24,000		24,000	24,000
INTEREST			24,000			24,000
TOTAL:		362,533-	24,000		24,000	24,000
TOTAL: 8xxx		362,533-	24,000		24,000	24,000
5800 PROFES'L/CONSULTG SVCS/OP EXP						
71-0000-0-5800-0000-6000-000-00000	ENTERPR	1,630	200,000		200,000	200,000
PROFES CONSULTING SVCS			200,000			200,000
TOTAL:		1,630	200,000		200,000	200,000
TOTAL: 5xxx		1,630	200,000		200,000	200,000
*SUB-TOTAL:1000-7999		1,630	200,000		200,000	200,000
**TOTAL:1000-5999		1,630	200,000		200,000	200,000
**TOTAL:1000-6999		1,630	200,000		200,000	200,000
**TOTAL:1000-7999		1,630	200,000		200,000	200,000
**TOTAL:8000-8999		362,533-	24,000		24,000	24,000

Yreka Union Elementary
47-70508-0000000

Object Detail Report
23/24 BUDGET DEVELOPMENT
Resource: 1400 | Object: 0000-9999

Fund 01

Resource / Object / Assumption	Historical 2022-23	Base 2023-24	Adjustment 2023-24	Year 2 2024-25	Year 3 2025-26 *
1400 Education Protection Account					
1100 Certificated Teachers' Salaries	$0.00	$1,732,117.00	$0.00	$1,758,098.76	$1,784,470.24
** Staffing Adjustment, Retirement (with replacement)				$0.00	$0.00
** Staffing Adjustment, Retirement (no replacement)				$0.00	$0.00
** Staffing Adjustment, FTE Decrease				$0.00	$0.00
** Custom Amount, One-time Off Schedule Bonus (base year payment)				$0.00	$0.00
** Certificated Staff Step & Column				$25,981.76	$26,371.48 (1)
** Custom Amount, One-time Off Schedule Bonus (non-base year payment)				$0.00	$0.00
** Certificated COLA				$0.00	$0.00 (2)
** Certificated COLA - One-time Off Schedule Bonus %				$0.00	$0.00
** Staffing Adjustment, FTE Increase				$0.00	$0.00
** Staffing Adjustment, Replacement for Retiree				$0.00	$0.00
1900 Other Certificated Salaries	$0.00	$0.00	$0.00	$1,000,000.00	$1,200,000.00
** Staffing Adjustment, Retirement (with replacement)				$0.00	$0.00
** Staffing Adjustment, Retirement (no replacement)				$0.00	$0.00
** Staffing Adjustment, FTE Decrease				$0.00	$0.00
** Custom Amount, One-time Off Schedule Bonus (base year payment)				$0.00	$0.00
** Certificated Staff Step & Column				$0.00	$0.00 (1)
** Custom Amount, One-time Resource Transfer				$1,000,000.00	$1,200,000.00
** Custom Amount, One-time Off Schedule Bonus (non-base year payment)				$0.00	$0.00
** Certificated COLA				$0.00	$0.00 (2)
** Certificated COLA - One-time Off Schedule Bonus %				$0.00	$0.00
** Staffing Adjustment, FTE Increase				$0.00	$0.00
** Staffing Adjustment, Replacement for Retiree				$0.00	$0.00
3101 State Teachers' Retirement System, certificated positions	$0.00	$330,834.33	$0.00	$526,796.84	$570,033.79
** Proportional Relationship				$195,962.51	$43,236.95
** STRS Rate Change				$0.00	$0.00 (3)

302

Yreka Union Elementary
47-70508-0000000

Object Detail Report
23/24 BUDGET DEVELOPMENT
Resource: 1400 | Object: 0000-9999

Fund 01

Resource / Object / Assumption	Historical 2022-23	Base 2023-24	Adjustment 2023-24	Year 2 2024-25	Year 3 2025-26 *
1400 Education Protection Account					
3301 OASDI/Medicare/Alternative, certificated positions	$0.00	$25,115.73	$0.00	$39,992.49	$43,274.88
** Proportional Relationship				$14,876.76	$3,282.39
** OASDI/Medicare/Alternative Rate Change				$0.00	$0.00
** Certificated OASDI/Medicare/Alternative Rate Change				$0.00	$0.00
3401 Health & Welfare Benefits, certificated positions	$0.00	$355,556.20	$0.00	$355,556.20	$355,556.20
** Health & Welfare Adjustment, Decrease Cost				$0.00	$0.00
** Certificated Health & Welfare Percent Change				$0.00	$0.00 (4)
** Health & Welfare Adjustment, Increase Cost				$0.00	$0.00
3501 State Unemployment Insurance, certificated positions	$0.00	$866.04	$0.00	$1,379.02	$1,492.20
** Proportional Relationship				$512.98	$113.18
** State Unemployment Insurance Rate Change				$0.00	$0.00
3601 Workers' Compensation Insurance, certificated positions	$0.00	$34,008.37	$0.00	$54,152.49	$58,597.06
** Workers Compensation Insurance Rate Change				$0.00	$0.00 (5)
** Proportional Relationship				$20,144.12	$4,444.58
5710 Transfers of Direct Costs	$0.00	$50,000.00	$0.00	$0.00	$(50,000.00)
** Manual Entry				$0.00	$(50,000.00)
8012 Education Protection Account State Aid - Current Year	$0.00	$2,646,824.00	$0.00	$2,601,259.00	$2,600,689.00
** LCFF Sources - Education Protection Account, Current Year				$2,601,259.00	$2,600,689.00
8980 Contributions from Unrestricted Revenues	$0.00	$0.00	$0.00	$0.00	$387,995.21
** Unrestricted Contribution (manual)				$0.00	$387,995.21
8990 Contributions from Restricted Revenues	$0.00	$0.00	$0.00	$0.00	$0.00
** Restricted Contribution				$0.00	$0.00

***Notes:**

(1) Certificated Staff Step & Column:
Enter your combined estimate rate for step and column movement. Note: Use the PROPORTIONAL assumption to project cost changes due to salary changes. Use the two assumptions together to project costs changes due to the change in rates and salaries.

(2) Certificated COLA:
Note: Use the PROPORTIONAL assumption to project cost changes due to salary changes. Use the two assumptions together to project costs changes due to the change in rates and salaries.

(3) STRS Rate Change:Source: SSC Dartboard

(4) Certificated Health & Welfare Percent Change:Enter your annual contribution rate to project the cost changes due to the change in rates.

(5) Workers Compensation Insurance Rate Change:
Enter your annual rate to project the cost changes due to the change in rates. Note: Use the PROPORTIONAL assumption to project cost changes due to salary changes. Use the two assumptions together to project costs changes due to the change in rates and salaries.