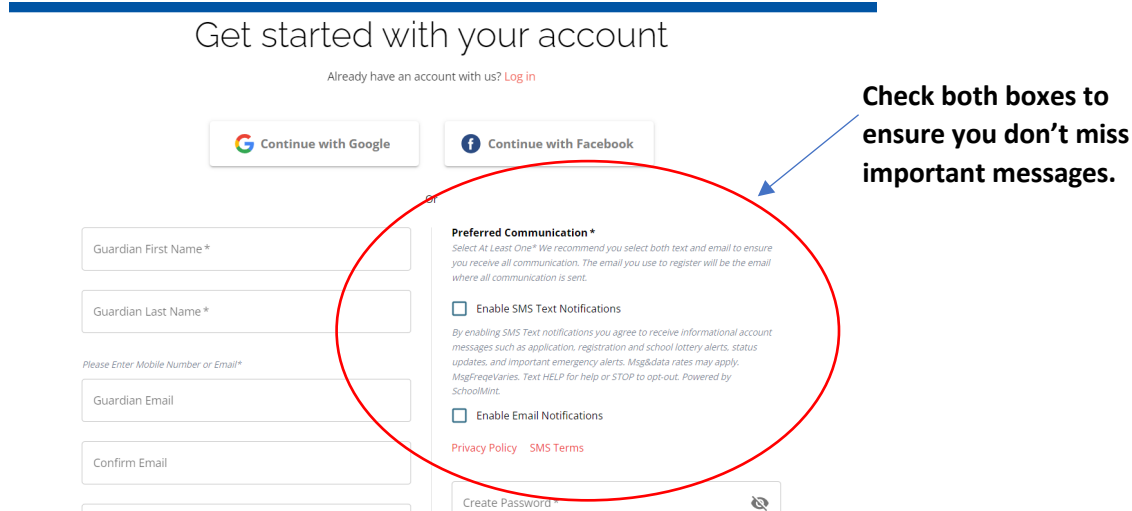


## SCHOOLMINT TIPS TO ENSURE YOU DON'T MISS APPLICATION AND OFFER COMMUNICATIONS

### Preferred Communication

When setting up your SchoolMint account, we strongly encourage you to check both boxes to receive both emails and text messages.



Get started with your account

Already have an account with us? [Log in](#)

[Continue with Google](#) [Continue with Facebook](#)

or

Guardian First Name \*

Guardian Last Name \*

Please Enter Mobile Number or Email \*

Guardian Email

Confirm Email

Create Password \*

**Preferred Communication \***  
*Select At Least One\** We recommend you select both text and email to ensure you receive all communication. The email you use to register will be the email where all communication is sent.

Enable SMS Text Notifications  
By enabling SMS Text notifications you agree to receive informational account messages such as application, registration and school lottery alerts, status updates, and important emergency alerts. Msg&data rates may apply. MsgFreqVaries. Text HELP for help or STOP to opt-out. Powered by SchoolMint.

Enable Email Notifications

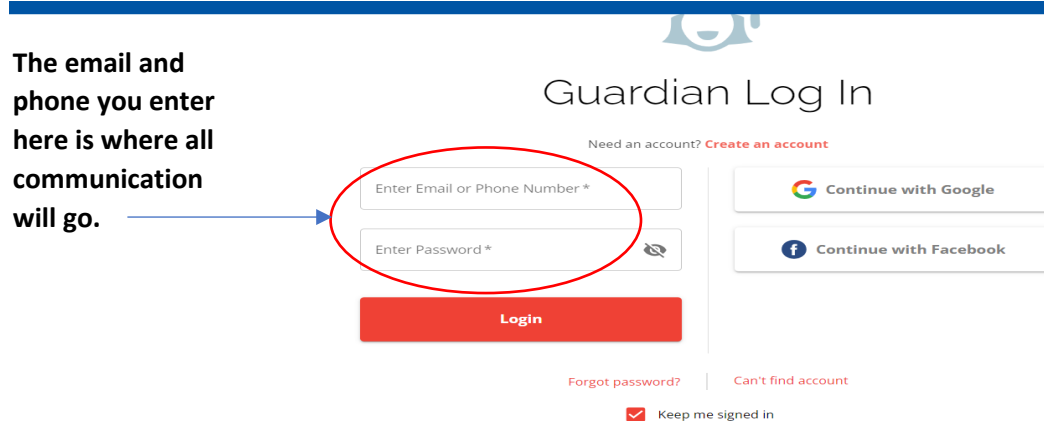
[Privacy Policy](#) [SMS Terms](#)

Check both boxes to ensure you don't miss important messages.

If you already have a SchoolMint account and you want to check these options, log in and go to “Account Setting” to make changes. You can also update your phone number and email address to reflect your preferred choice.

### Email and Text Message

The email and cell phone number used to set up your SchoolMint account is where all your communications will go. We will not send email notifications to the contact information within the application -- **only** to the email and cell number used when you set up your SchoolMint account.



The email and phone you enter here is where all communication will go.

Guardian Log In

Need an account? [Create an account](#)

[Continue with Google](#) [Continue with Facebook](#)

[Forgot password?](#) [Can't find account](#)

Keep me signed in


[Login](#)

### Forgot your password?

If you need to reset your password, you can click the **Forgot password** link and reset your password. Navigate to the SchoolMint login page at <https://fcpsapply.schoolmint.com/login>.

## Bypassing Student Lookup (No Student Found)

From time to time, you will receive an error message when the system attempts to look up current FCPS students. For various reasons, the system will not locate your student. When this happens, use the following steps to bypass the lookup process and enter information manually.

 No student found, please double check your information and try again

### Get Started

**Next:** Student Information

#### School Year

2023-2024

#### Student Lookup

Is your student currently enrolled in Fayette County Public Schools and do you have your student ID?

Yes

No

Choose **NO** instead of YES to bypass the student lookup. This will allow you to manually enter your student's information and submit your applications.