



# Jeffco 学校谷歌教室 家长指南

远程学习计划



## 什么是谷歌教室？

谷歌教室是  
您孩子学习的数位网络门户…

教师使用谷歌教室发送和接收作业  
并与学生沟通。



# 开始

- 您的孩子有安全的  
@jeffcoschools.us 登录
- 他们应该用它来登录到任何设备



## 如果我的学生不知道他们的登录名怎么办？

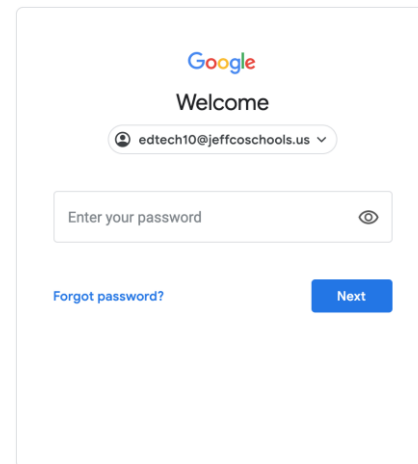
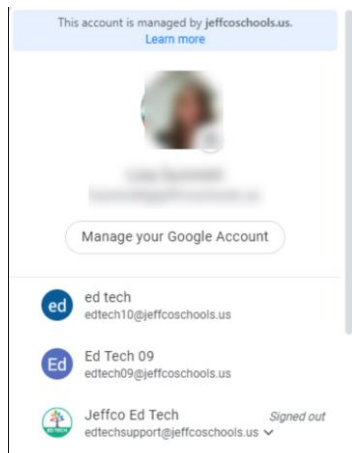
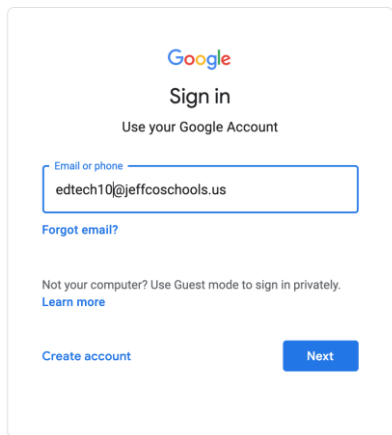
- 如果您的学生不知道他们的登录名，  
请让他们咨询他们的教师或  
数位教师图书馆员

# 开始

打开谷歌  
Chrome 网络浏览器



# 您可能需要登录 (在Chromebook以外的任何设备上)



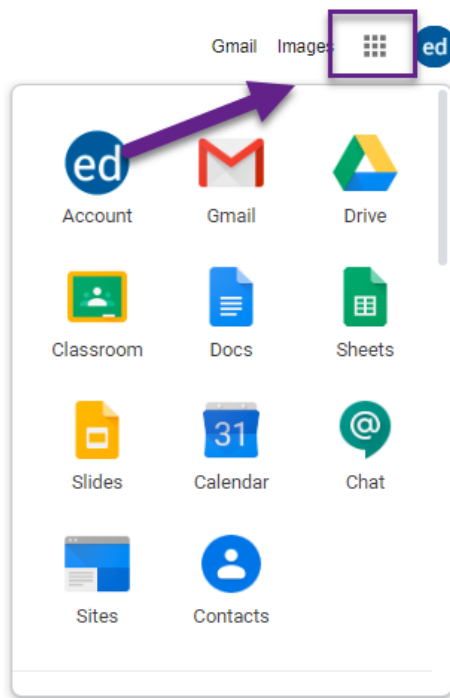
登录到您学生jeffcoschools.us 的帐户

如果在设备上有多于一个chrome用户名，则您可能需要选择正确的chrome用户名

输入学生的密码，然后单击“next（下一步）”

# 开始

在谷歌Chrome浏览器的  
右上角，  
点击华夫饼

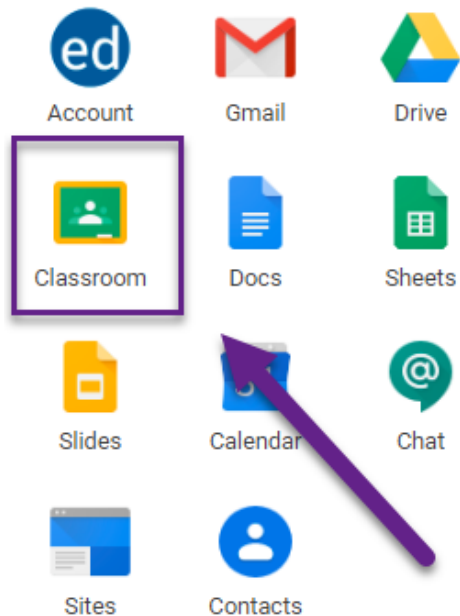


# 访问教室（Classroom）

现在您会看到所有谷歌的教育工具！

点击谷歌教室图标

\*\*如果您没有看到“google Classroom (谷歌教室)”选项，请单击菜单底部的“More from Google (来自谷歌的更多内容)” 或通过多功能框中键入[google.classroom.com](https://www.google.com/classroom)来导航至Classroom。



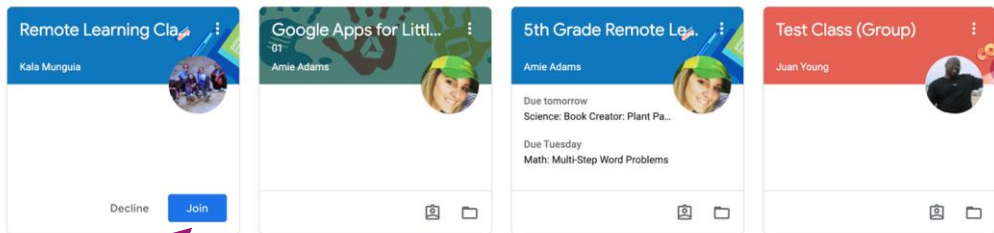


# 访问教室 (Classroom)

如果您的学生已经有谷歌教室，则只需点击课程标题即可打开

如果您的学生不熟悉谷歌教室，他们将执行以下两项操作之一（取决于班级的设置）

Google Classroom



## 选项 1:

单击蓝色连接按钮

## 选项 2:

点击+按钮，然后输入学生老师的加入代码

参加课程

向您的老师要  
课程代码，然后  
输入课程代码

**Join class**

Ask your teacher for the class code, then enter it here.

Class code 课程代码

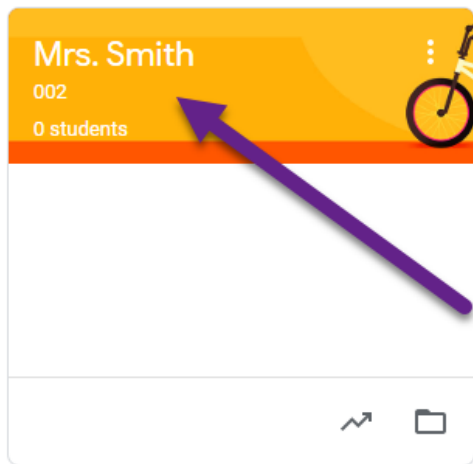
Cancel  
取消

Join  
参加



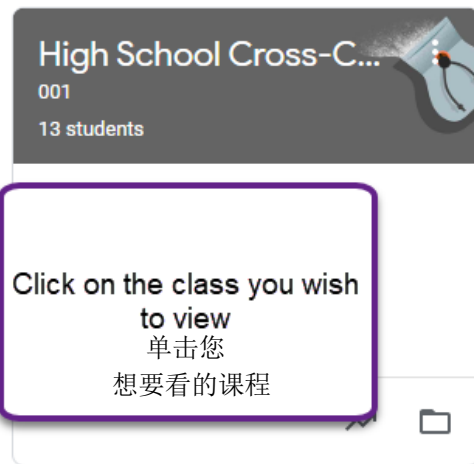
# 导览教室

☰ Google Classroom



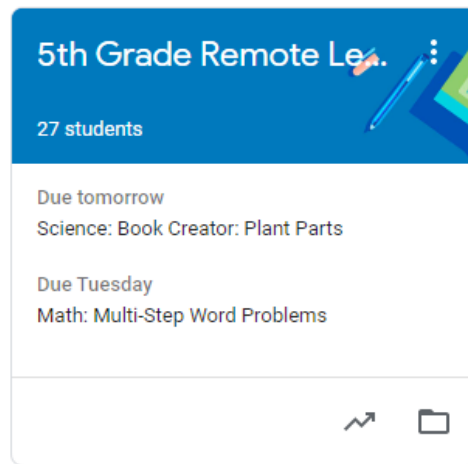
Mrs. Smith  
002  
0 students

A purple arrow points to the class name 'Mrs. Smith'.



High School Cross-C...  
001  
13 students

Click on the class you wish to view  
单击您  
想要看的课程



5th Grade Remote Learning  
27 students

Due tomorrow  
Science: Book Creator: Plant Parts

Due Tuesday  
Math: Multi-Step Word Problems

# 导览教室

1. 班级菜单
2. 课堂信息流程：来自老师的消息和有关添加资源的注释
3. 课堂作业：在这里找到所有作业
4. 即将到来的作业
5. 到期的作业
6. 课堂更新

The screenshot shows a classroom interface for "5th Grade Remote Learning Classroom Example". At the top, there are navigation tabs: "Stream" (selected), "Classwork", "People", and "Grades". A blue header banner contains the title "5th Grade Remote Learning Classroom Example" and the class code "tpu6gph". Below the banner is a "Class Stream" with a text input field "Share something with your class..." and a list of updates. The updates include: "Upcoming" assignments (due tomorrow and Tuesday), and three posts from "Amy Oelschlager" about new materials (ELA Resources, Math Resources, Science Resources), and one post from "Anne Folsom" about a new assignment. Numbered callouts 1-6 point to specific UI elements: 1 (hamburger menu), 2 (Stream tab), 3 (Classwork tab), 4 (Upcoming section), 5 (Upcoming section), and 6 (Class Stream updates).

1. Menu of classes
2. Class Stream: Messages from the teacher and notes about added resources
3. Classwork: Find all of your assignments here
4. Upcoming assignments
5. Assignments that are due
6. Classroom Updates

## Learning Classroom Example

The screenshot shows a Google Classroom interface. At the top, there are three tabs: 'Stream', 'Classwork', and 'People'. Below the tabs, there are several icons and links: 'View your work', 'Google Calendar', and 'Class Drive folder'. On the left side, there is a sidebar with 'All topics' and 'Content Resources'. The main content area shows 'Content Resources' with three items: 'ELA Resources: iCali', 'Math Resources', and 'Science Resources'. Each item has a document icon, a title, and a 'Posted Mar 13' date. There are also three vertical ellipsis menus next to each item. The numbered callouts are: 1. Classwork tab; 2. People tab; 3. View your work icon; 4. Google Calendar icon; 5. Class Drive folder icon; 6. All topics link; 7. Content Resources link; 8. Content Resources header.

1. Classwork: This is where you access any work assigned by the teacher
2. People: Find a list of teachers and students. You can email anyone in the class from here
3. View any assignment from here
4. Access your Google Calendar
5. Access the Google Classroom Folder from your Drive
6. View all Topics
7. View all Resources

1. 课堂作业：这是您访问老师分配的任何作业的地方
2. 人员：查找教师和学生列表。您可以从此处向班级中的任何人发送电子邮件
3. 从这里查看任何作业
4. 访问您的谷歌日历
5. 从Drive访问谷歌教室的文件夹
6. 查看所有主题
7. 查看所有资源

# 在谷歌教室内

# 其他注意事项

\*如果使用iPad，您还可以通过 谷歌 教室应用程序访问 谷歌教室。

\*如果学生以 @jeffcoschools.us 帐户以外的用户身份登录，则他们将不会看到他们老师的谷歌教室。

# 其他注意事项

家长可以通过以下方式之一访问孩子的老师谷歌教室：

- 从学校分发的Chromebook，要求学生登录并启动谷歌教室应用程序。...
- 作为监护人，您必须接收并接受电子邮件邀请，然后才能接收电子邮件摘要。

# 疑问：

联系您孩子的教师或学校的数位教师图书管理员。