

# AAPS Employee Absences / Vacancies - October 2021

October 2021									
Mon		Tue		Wed		Thu		Fri	
27		28		29		30		1	
								Total Absences/Vacancies:	487
								Fill NOT Needed:	119
								Fill Needed:	368
								Filled:	189
								UnFilled:	179
								Held:	0
								Fill Rate:	51%
4		5		6		7		8	
Total Absences/Vacancies:	400	Total Absences/Vacancies:	368	Total Absences/Vacancies:	366	Total Absences/Vacancies:	395	Total Absences/Vacancies:	449
Fill NOT Needed:	84	Fill NOT Needed:	84	Fill NOT Needed:	83	Fill NOT Needed:	89	Fill NOT Needed:	111
Fill Needed:	316	Fill Needed:	284	Fill Needed:	283	Fill Needed:	306	Fill Needed:	338
Filled:	175	Filled:	166	Filled:	161	Filled:	182	Filled:	186
UnFilled:	141	UnFilled:	118	UnFilled:	122	UnFilled:	124	UnFilled:	152
Held:	0	Held:	0	Held:	0	Held:	0	Held:	0
Fill Rate:	55%	Fill Rate:	58%	Fill Rate:	56%	Fill Rate:	59%	Fill Rate:	55%
11		12		13		14		15	
Total Absences/Vacancies:	434	Total Absences/Vacancies:	398	Total Absences/Vacancies:	404	Total Absences/Vacancies:	423	Total Absences/Vacancies:	481
Fill NOT Needed:	104	Fill NOT Needed:	85	Fill NOT Needed:	83	Fill NOT Needed:	98	Fill NOT Needed:	133
Fill Needed:	330	Fill Needed:	313	Fill Needed:	321	Fill Needed:	325	Fill Needed:	348
Filled:	188	Filled:	190	Filled:	185	Filled:	199	Filled:	195
UnFilled:	142	UnFilled:	122	UnFilled:	135	UnFilled:	125	UnFilled:	152
Held:	0	Held:	1	Held:	1	Held:	1	Held:	1
Fill Rate:	56%	Fill Rate:	60%	Fill Rate:	57%	Fill Rate:	61%	Fill Rate:	56%
18		19		20		21		22	
Total Absences/Vacancies:	426	Total Absences/Vacancies:	399	Total Absences/Vacancies:	348	Total Absences/Vacancies:	412	Total Absences/Vacancies:	506
Fill NOT Needed:	94	Fill NOT Needed:	80	Fill NOT Needed:	70	Fill NOT Needed:	96	Fill NOT Needed:	148
Fill Needed:	332	Fill Needed:	319	Fill Needed:	278	Fill Needed:	316	Fill Needed:	358
Filled:	196	Filled:	192	Filled:	181	Filled:	201	Filled:	195
UnFilled:	135	UnFilled:	126	UnFilled:	97	UnFilled:	114	UnFilled:	162
Held:	1	Held:	1	Held:	0	Held:	1	Held:	1
Fill Rate:	59%	Fill Rate:	60%	Fill Rate:	65%	Fill Rate:	63%	Fill Rate:	54%

# AAPS Employee Absences / Vacancies - Friday - October 22, 2021

## Daily Report

[List](#)[Tab](#)

Filter Report:  < Friday, October 22, 2021 >

Type

☒ Absences ☒ Vacancies

Schools

All Schools


Schools ▼


Employee Types

All Employee ... Employee Types ▼

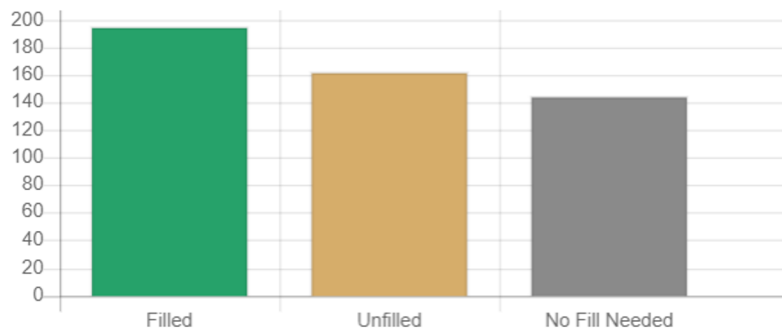
Group By

School ▼

 Search

 Print

## Summary



### Totals

Friday, October 22, 2021

**Total: 503**

**Fill Rate: 54.5%**

### Reading the Report:



Filled



Unfilled



No Fill Needed

# AAPS Employee Absences / Vacancies - Monday - October 25, 2021

## Daily Report

[List](#)[Tab](#)

Filter Report:  < Monday, October 25, 2021 >

Type

☒ Absences ☒ Vacancies

Schools

All Schools

Schools ▼

Employee Types

All Employee ... Employee Types ▼

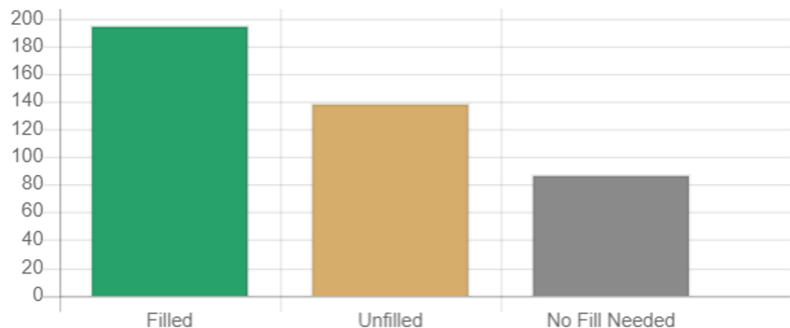
Group By

School ▼

 Search

 Print

## Summary



### Totals

Monday, October 25, 2021

Total: **422**

Fill Rate: **58.4%**

### Reading the Report:



Filled



Unfilled




No Fill Needed

# AAPS Employee Absences / Vacancies - Tuesday - October 26, 2021

## Daily Report

[List](#)[Tab](#)

Filter Report:  < Tuesday, October 26, 2021 >

Type

☒ Absences ☒ Vacancies

Schools

All Schools

Schools ▼

Employee Types


All Employee ...

Employee Types ▼

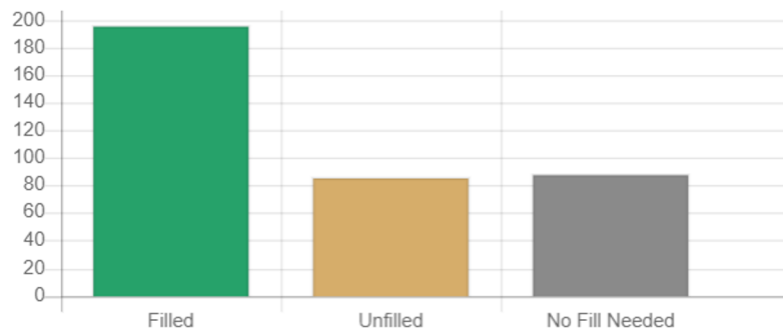
Group By

School ▼

 Search

 Print

## Summary



### Totals

Tuesday, October 26, 2021

Total: **372**

Fill Rate: **69.6%**

### Reading the Report:



Filled



Unfilled



No Fill Needed