



ANN ARBOR PUBLIC SCHOOLS
LEAD. CARE. INSPIRE.



Fall 2018 Annual Student Enrollment Report

December 5, 2018

Outline

▣ Student Enrollment Report

- ❖ Overall Headcount
- ❖ Fall Enrollment by Level
- ❖ County Program Enrollment
- ❖ Student Mobility
- ❖ Schools of Choice Enrollment



▣ Considerations, Challenges & Next Steps

Fall 2018 Student Enrollment

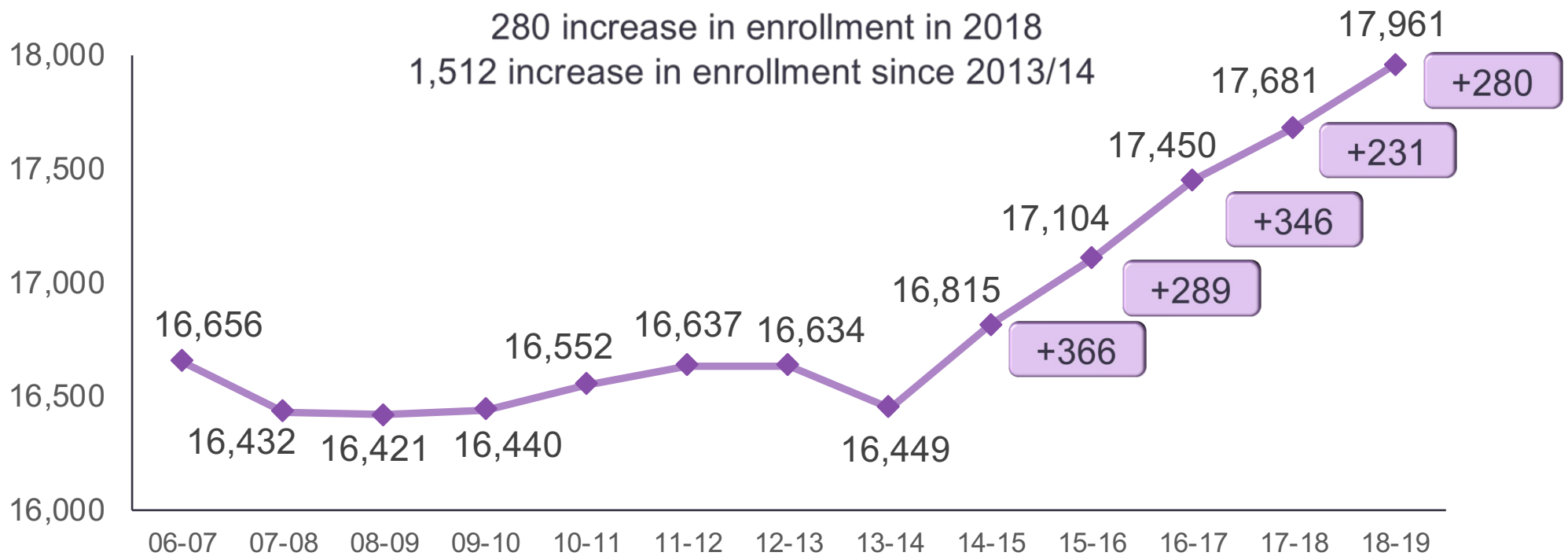
31 Y5-12 Campuses*	17,961
Preschool	<u>473</u>
Total Enrollment Fall 2018	18,434

*includes AAPS students enrolled in WEOC & Other Programs



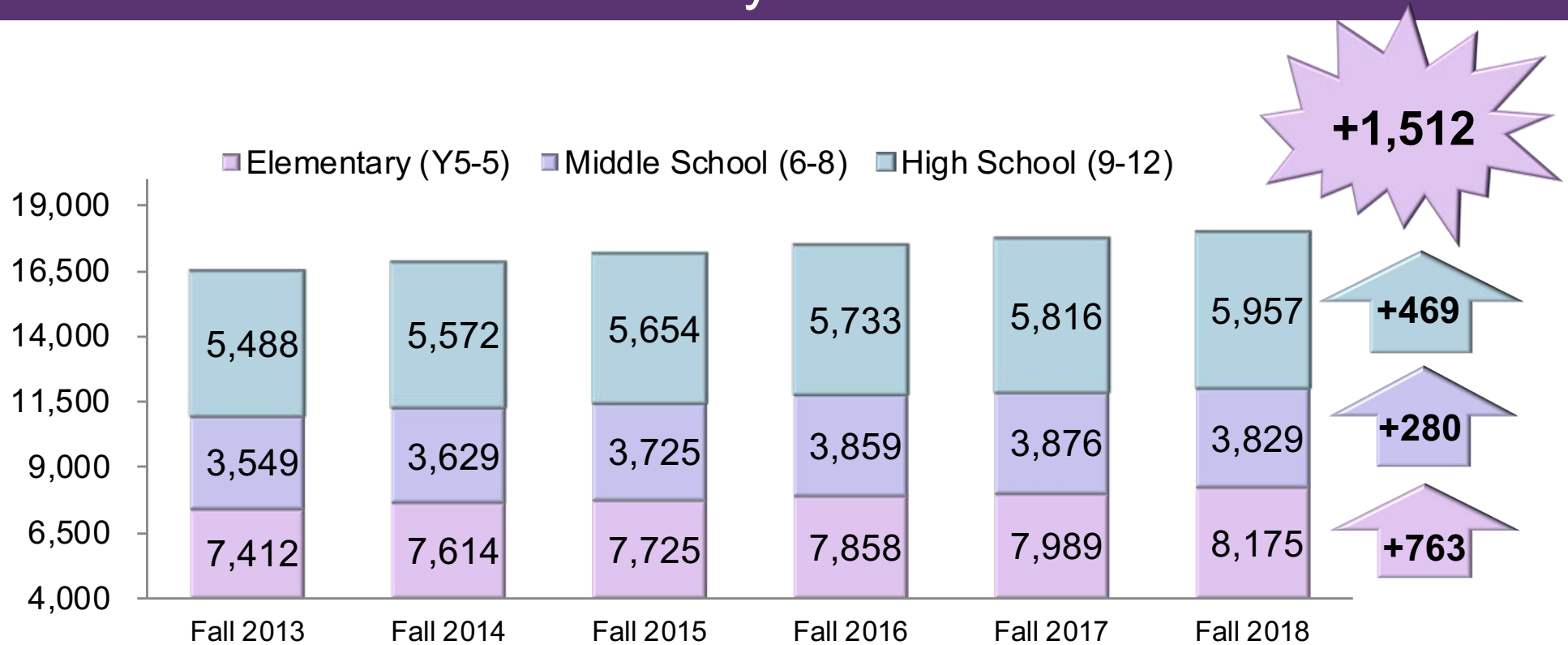
Overall Student Headcount

Y5 – 12th Grade



Fall 2018 Student Enrollment:

Enrollment Increase By Level - Fall 2013-2018



Does not include Preschool

Fall 2018 Student Enrollment: Preschool Programs

SCHOOL	PROGRAMS	2016	2017	2018
Allen	<ul style="list-style-type: none"> • Great Start Readiness Program • Tuition Preschool 	14	16	16
Mitchell	<ul style="list-style-type: none"> • Great Start Readiness Program • Head Start 	15	32	48
Thurston	<ul style="list-style-type: none"> • Great Start Readiness Program • Tuition Preschool 	16	16	16
Westerman Preschool & Family Center	<ul style="list-style-type: none"> • Head Start • Great Start Readiness Program • Early Childhood Special Ed • Early On • Community Ancillary Services (Speech Therapy, OT, etc.) • Tuition Preschool 	323	395	393
TOTAL		368	459	473

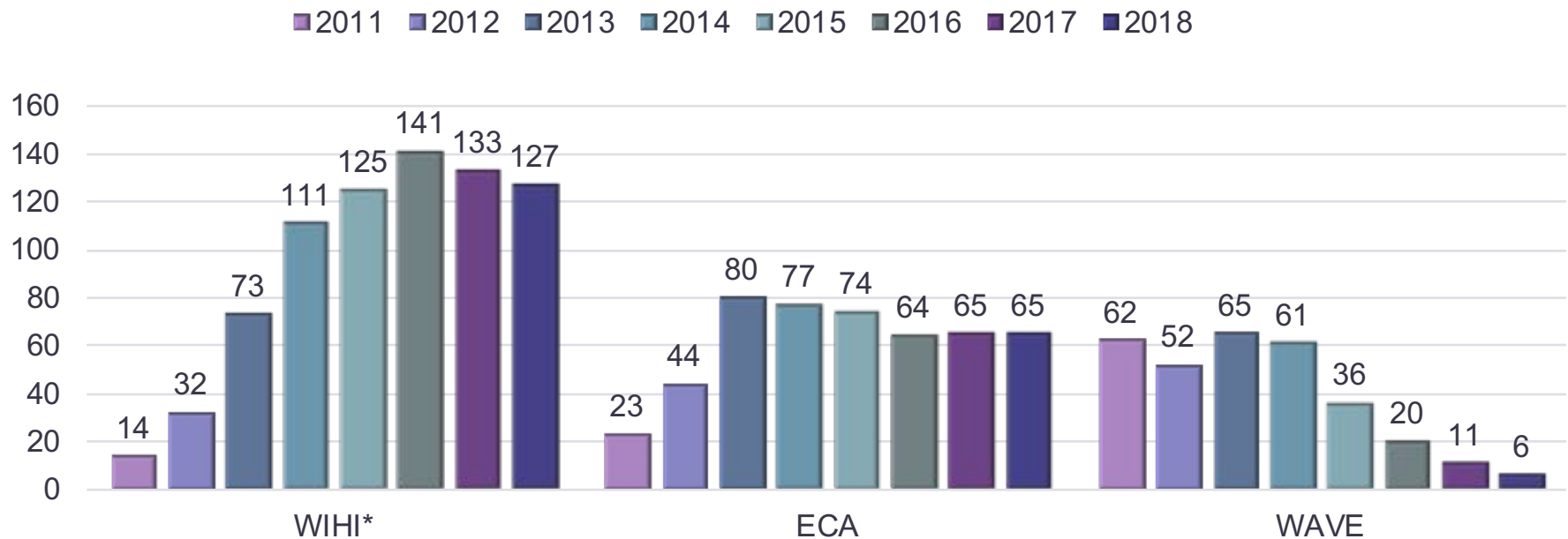
Fall 2018 Student Enrollment:

Washtenaw Educational Options Consortium (WEOC) Programs

Grade	WIHI			ECA			WAVE			TOTAL WEOC PROGRAM ENROLLMENT		
	2016	2017	2018	2016	2017	2018	2016	2017	2018	2016	2017	2018
9	37	35	29	-	4	14	-	-	-	37	39	43
10	40	34	34	10	21	14	6	1	2	56	56	50
11	31	33	32	22	12	24	2	5	0	55	50	56
12	33	31	32	32	28	13	12	5	4	77	64	49
TOTAL	141	133	127	64	65	65	20	11	6	225	209	198

Fall 2018 Student Enrollment:

Washtenaw Educational Options Consortium (WEOC) Programs *8-year Enrollment*

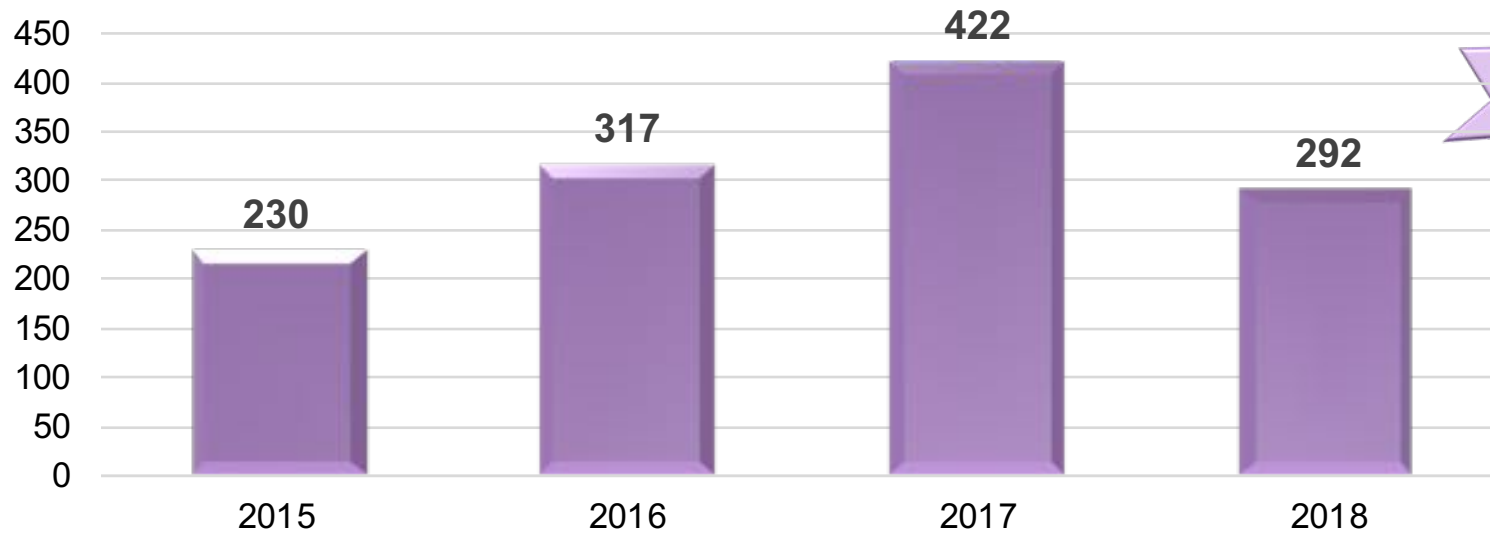


*WIHI fully implemented 2014/15 (grades 9-12)

Student Mobility:

Newly Enrolled "from within" AAPS Attendance Boundaries

Arrivals

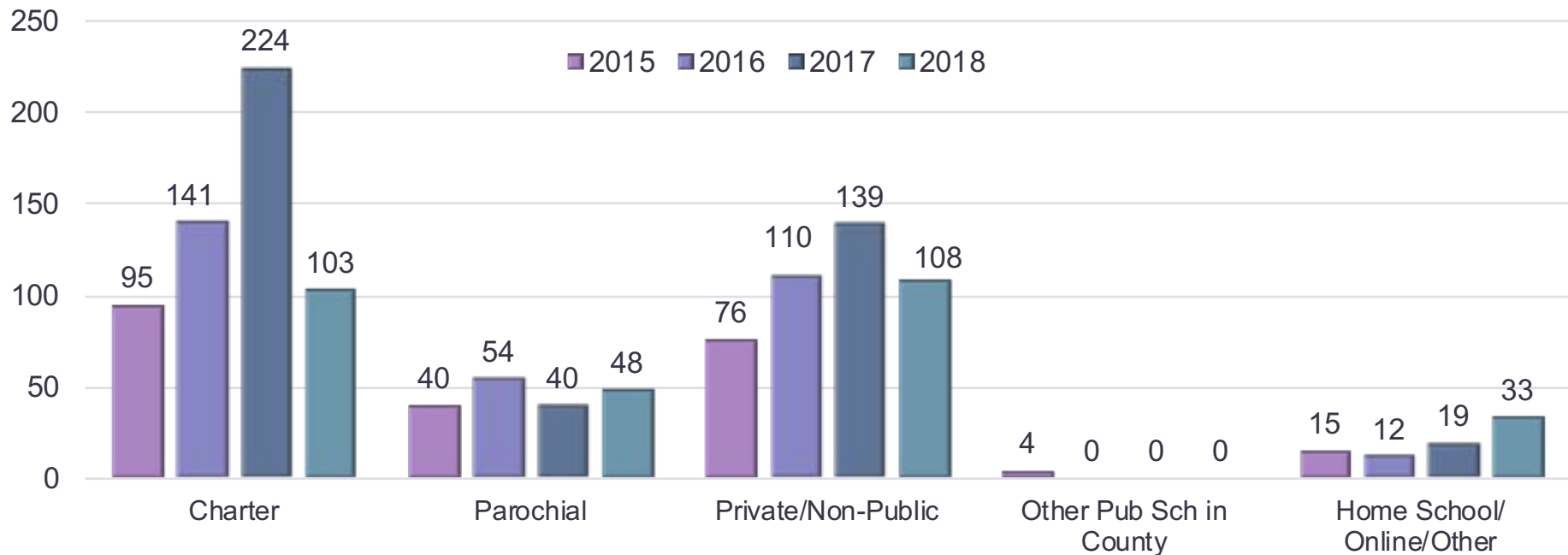


+1,261
Since 2015

Student Mobility:

Newly Enrolled *“from within”* AAPS Attendance Boundaries

Arrivals



Student Mobility:

New Students Enrolled Fall 2016-2018

New Ann Arbor Residents

Arrivals



Entering From Inside County			
	2016	2017	2018
Chelsea	-	2	4
Dexter	3	7	6
Lincoln	5	12	11
Manchester	0	0	3
Milan	2	1	4
Saline	11	4	4
Whitmore Lake	1	1	0
Ypsilanti	47	38	45
TOTAL	69	65	77

Entering From Outside County			
	2016	2017	2018
Charter	17	8	5
Private	18	19	13
Other Public in Michigan	113	167	169
Out of Country	245	236	247
Out of State	247	214	266
Unknown	39	15	4
TOTAL	679	659	704

Total Students New Residents		
2016	2017	2018
748	724	781

Fall 2018 Student Enrollment: New Schools of Choice Enrollment

	2010	2011	2012	2013	2014	2015	2016	2017	2018
Entered AAPS via SOC	51	133	142	84	280	347	333	367	393
Previously enrolled in AAPS*	N/A	N/A	N/A	32	106	73	112	93	118
TOTAL SOC	51	133	142	116	386	420	445	460	511

*Moved outside AAPS Boundaries



Student Mobility:

Students Departing AAPS

Departures



Destination	2016			2017			2018		
	Student Count as of June 30	July 1 through Fall Count Day	TOTAL	Student Count as of June 30	July 1 through Fall Count Day	TOTAL	Student Count as of June 30	July 1 through Fall Count Day	TOTAL
Charter*	16	98	114	24	82	106	28	113	141
Home School*	5	19	24	4	11	15	13	19	32
In-county & WISD Public Schools	39	99	138	53	123	176	53	127	180
Moved Out of County	57	155	212	77	139	216	71	120	191
Moved Out of State	119	113	232	124	114	238	164	110	274
Moved Out of US	109	55	164	141	83	224	197	75	272
Private Schools	45	48	93	45	63	108	68	87	155
Other/Unknown	23	70	93	25	110	135	46	81	127
TOTAL	413	657	1,070	493	725	1,218	640	732	1,372

*Destination can be geographically anywhere

Fall 2018 Enrollment Highlights: Young Fives / Kindergarten

	2013	2014	2015	2016	2017	2018	5-year Increase
Young Fives 20 Classrooms in 19 Schools*	30	132	161	228	302	345	315
Kindergarten	1,164	1,274	1,271	1,299	1,269	1,338	174
Totals	1,194	1,406	1,432	1,527	1,571	1,683	489

* Abbot (2), Allen, Angell, Bach, Bryant, Burns Park, Carpenter, Dicken, Eberwhite, Haisley, King, Lakewood, Lawton, Logan, Mitchell, Pittsfield, Thurston, Wines & A2STEAM @ Northside



Fall 2018 Enrollment Highlights: Notable Increases by Grade

	2017	2018	Increase
Y5/Kindergarten	1,571	1,683	112
2 nd Grade	1,294	1,351	57
4 th Grade	1,219	1,342	123
10 th Grade	1,448	1,529	81
12 th Grade	1,388	1,473	85



Fall 2018 Enrollment Highlights: Notable Increases by School

	2017	2018	Increase
ELEMENTARY			
Eberwhite	351	383	32
Mitchell	402	425	23
K-8			
A2 Steam @ Northside	606	631	25
HIGH SCHOOL			
Huron	1,627	1,720	93
Pioneer	1,822	1,960	138





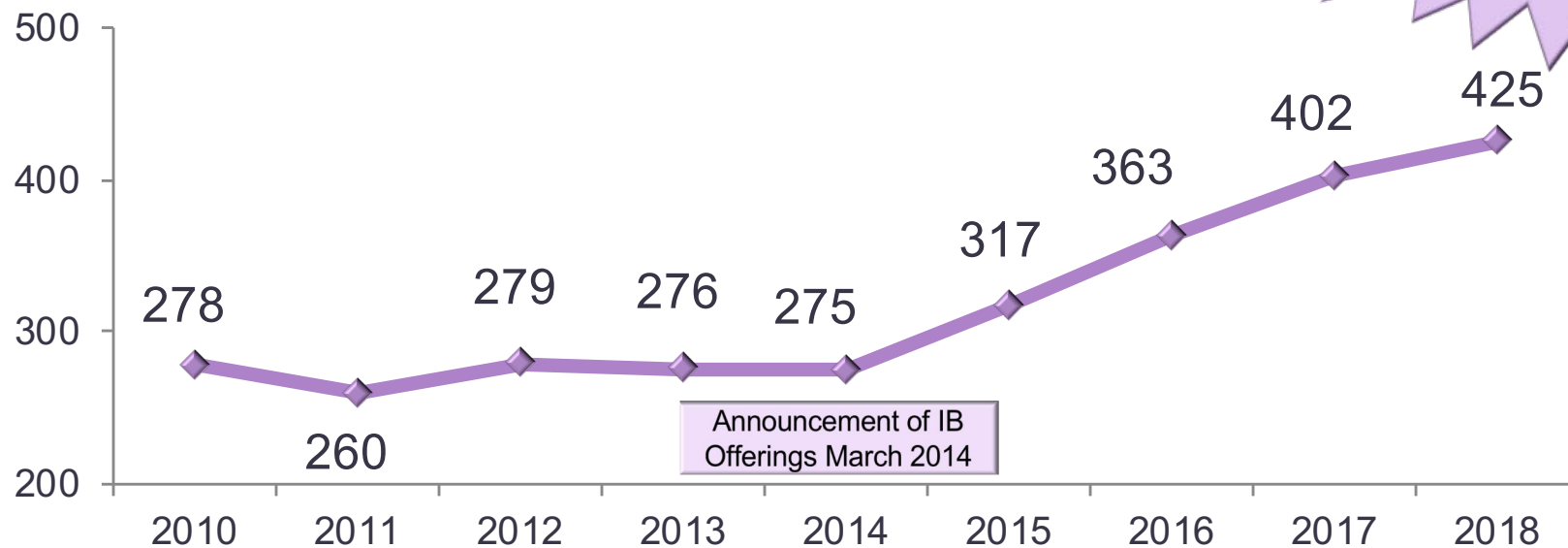
Fall 2018 Enrollment Highlights:

Comprehensive High School Enrollment 2013-18

	2013	2014	2015	2016	2017	2018
Huron	1,515	1,506	1,498	1,538	1,627	1,720
Pioneer	1,627	1,673	1,749	1,775	1,822	1,960
Skyline	1,453	1,453	1,467	1,498	1,481	1,452

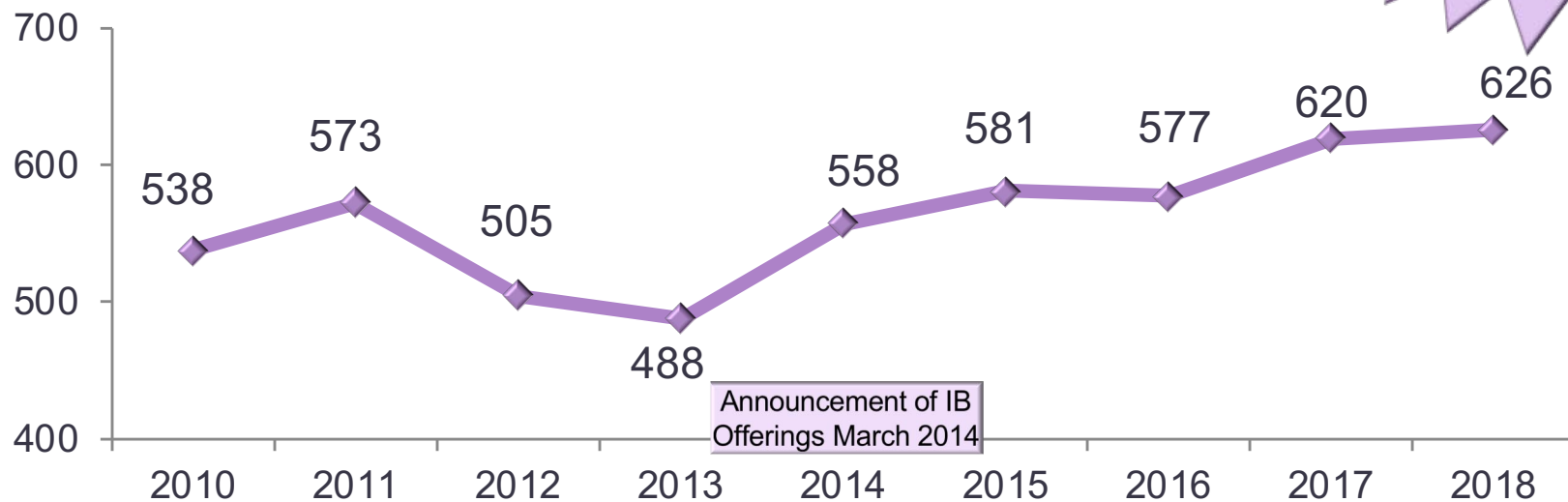
Enrollment Highlights: Mitchell Elementary

**+150 Students
(55% Increase)
Since 2013**



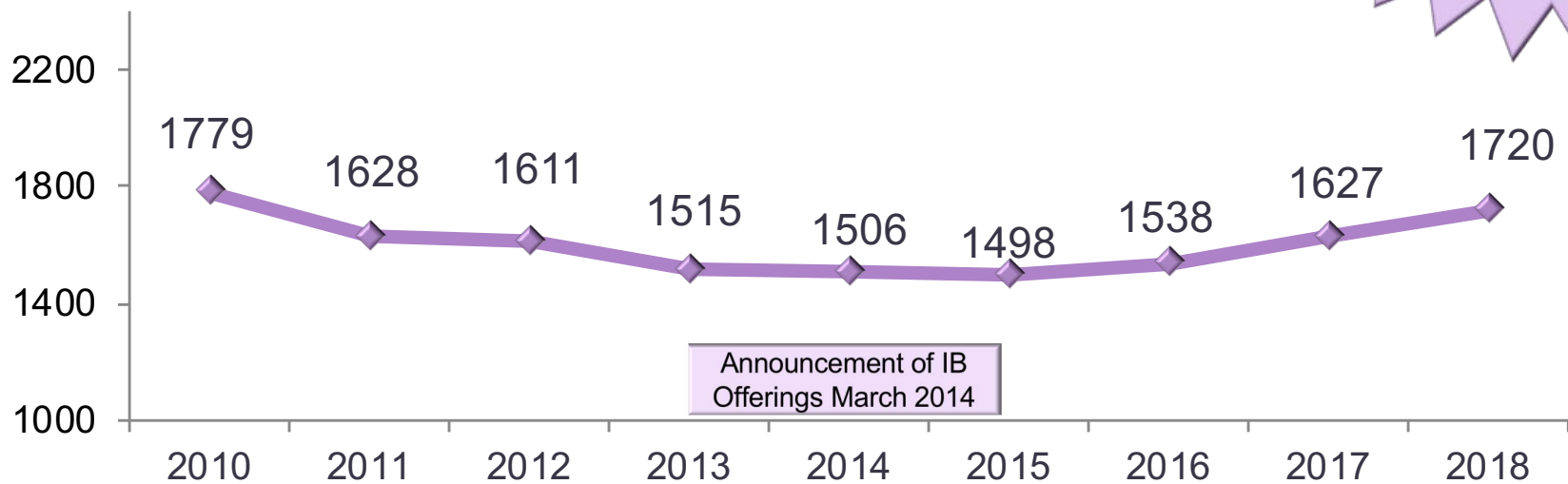
Enrollment Highlights: Scarlett Middle School

**+138 Students
(28% increase)
Since 2013**



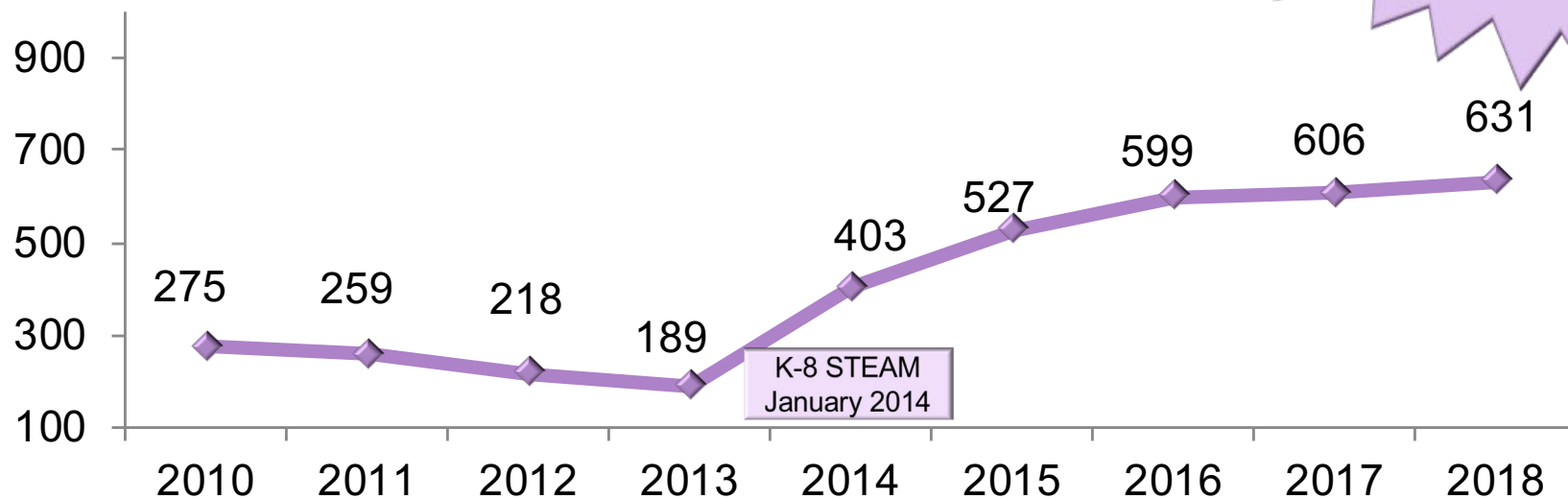
Enrollment Highlights: Huron High School

**+205 Students
(13% Increase)
Since 2013**



Enrollment Highlights: A2 STEAM @ Northside

**+442 Students
(233% Increase)
Since 2013**



Considerations, Challenges and Next Steps...

➤ Arrivals & Departures: A community on the move

- ❑ High rate of mobility is the nature of AAPS community
- ❑ Continue evaluation & consideration of short, mid, and long-term space needs with particular focus on elementary
- ❑ Explore capacity planning for locations where demand out-paces supply: Northeast, South and West
- ❑ Continue planning to prepare for new housing developments
- ❑ Continue to monitor and specialize programming to balance high school enrollment going forward
- ❑ Evaluate space/capacity and planning for 2019-20 enrollment windows (December)
- ❑ Present Board update on Growth/Development (February)



ANN ARBOR PUBLIC SCHOOLS
LEAD. CARE. INSPIRE.



Fall 2018 Annual Student Enrollment Report

December 5, 2018