

ANN ARBOR PUBLIC SCHOOLS

2022-2023

12 MONTH TS & TA - 261 DAY AFSCME - TSP EMPLOYEES

MINUS 7 FURLOUGH DAYS = 254

JULY				
M	T	W	TH	F
				1
4	5	6	7	8
11	12	13	14	15
18	19	20	21	22
25	26	27	28	29

20	1	0	0	21
----	---	---	---	----

NOVEMBER				
M	T	W	TH	F
	1	2	3	4
7	8	9	10	11
14	15	16	17	18
21	22	23	24	25
28	29	30		

20	2	0	0	22
----	---	---	---	----

MARCH				
M	T	W	TH	F
		1	2	3
6	7	8	9	10
13	14	15	16	17
20	21	22	23	24
27	28	29	30	31

23	0	0	0	23
----	---	---	---	----

AUGUST				
M	T	W	TH	F
1	2	3	4	5
8	9	10	11	12
15	16	17	18	19
22	23	24	25	26
29	30	31		

23	0	0	0	23
----	---	---	---	----

DECEMBER				
M	T	W	TH	F
			1	2
5	6	7	8	9
12	13	14	15	16
19	20	21	22	23
26	27	28	29	30

16	3	0	3	22
----	---	---	---	----

APRIL				
M	T	W	TH	F
3	4	5	6	7
10	11	12	13	14
17	18	19	20	21
24	25	26	27	28

20	0	0	0	20
----	---	---	---	----

SEPTEMBER				
M	T	W	TH	F
			1	2
5	6	7	8	9
12	13	14	15	16
19	20	21	22	23
26	27	28	29	30

21	1	0	0	22
----	---	---	---	----

JANUARY				
M	T	W	TH	F
2	3	4	5	6
9	10	11	12	13
16	17	18	19	20
23	24	25	26	27
30	31			

16	2	0	4	22
----	---	---	---	----

MAY				
M	T	W	TH	F
1	2	3	4	5
8	9	10	11	12
15	16	17	18	19
22	23	24	25	26
29	30	31		

22	1	0	0	23
----	---	---	---	----

OCTOBER				
M	T	W	TH	F
3	4	5	6	7
10	11	12	13	14
17	18	19	20	21
24	25	26	27	28
31				

21	0	0	0	21
----	---	---	---	----





FEBRUARY				
M	T	W	TH	F
		1	2	3
6	7	8	9	10
13	14	15	16	17
20	21	22	23	24
27	28			

20	0	0	0	20
----	---	---	---	----

JUNE				
M	T	W	TH	F
			1	2
5	6	7	8	9
12	13	14	15	16
19	20	21	22	23
26	27	28	29	30

22	0	0	0	22
----	---	---	---	----

261

12 MONTH TS & TA EMPLOYEES		DAYS	HOURS <sup>^</sup>
	TOTAL PAID DAYS	254	2032
	WORK DAYS	244	1952
	HOLIDAY	10	80
	FURLOUGH DAYS*	7	56
	UNPAID DAYS	0	0

**ANN ARBOR PUBLIC SCHOOLS  
2022-2023  
10 MONTH TS -214 AFSCME-TSP EMPLOYEES  
MINUS 7 FURLOUGH DAYS = 207**

JULY				
M	T	W	TH	F
				1
4	5	6	7	8
11	12	13	14	15
18	19	20	21	22
25	26	27	28	29

0 0 21 0 21

NOVEMBER				
M	T	W	TH	F
	1	2	3	4
7	8	9	10	11
14	15	16	17	18
21	22	23	24	25
28	29	30		

19 2 1 0 22

MARCH				
M	T	W	TH	F
		1	2	3
6	7	8	9	10
13	14	15	16	17
20	21	22	23	24
27	28	29	30	31

18 0 5 0 23

AUGUST				
M	T	W	TH	F
1	2	3	4	5
8	9	10	11	12
15	16	17	18	19
22	23	24	25	26
29	30	31		

18 0 5 0 23

DECEMBER				
M	T	W	TH	F
			1	2
5	6	7	8	9
12	13	14	15	16
19	20	21	22	23
26	27	28	29	30

16 0 3 3 22

APRIL				
M	T	W	TH	F
3	4	5	6	7
10	11	12	13	14
17	18	19	20	21
24	25	26	27	28

19 0 1 0 20

SEPTEMBER				
M	T	W	TH	F
			1	2
5	6	7	8	9
12	13	14	15	16
19	20	21	22	23
26	27	28	29	30

20 1 1 0 22

JANUARY				
M	T	W	TH	F
2	3	4	5	6
9	10	11	12	13
16	17	18	19	20
23	24	25	26	27
30	31			

16 1 1 4 22

MAY				
M	T	W	TH	F
1	2	3	4	5
8	9	10	11	12
15	16	17	18	19
22	23	24	25	26
29	30	31		

22 1 0 0 23

OCTOBER				
M	T	W	TH	F
3	4	5	6	7
10	11	12	13	14
17	18	19	20	21
24	25	26	27	28
31				

21 0 0 0 21






FEBRUARY				
M	T	W	TH	F
		1	2	3
6	7	8	9	10
13	14	15	16	17
20	21	22	23	24
27	28			

19 0 1 0 20

JUNE				
M	T	W	TH	F
			1	2
5	6	7	8	9
12	13	14	15	16
19	20	21	22	23
26	27	28	29	30

14 0 8 0 22

261

12 MONTH TS & TA EMPLOYEES		DAYS	HOURS^
	TOTAL PAID DAYS	207	1656
	WORK DAYS	202	1616
	HOLIDAY	5	40
	FURLOUGH DAYS*	7	56
	UNPAID DAYS	47	376

**ANN ARBOR PUBLIC SCHOOLS  
2022-2023  
10 MONTH TA -202 AFSCME-TSP EMPLOYEES  
MINUS 5.5 FURLOUGH DAYS = 196.5**

JULY				
M	T	W	TH	F
				1
4	5	6	7	8
11	12	13	14	15
18	19	20	21	22
25	26	27	28	29

0	0	21	0	21
---	---	----	---	----

NOVEMBER				
M	T	W	TH	F
	1	2	3	4
7	8	9	10	11
14	15	16	17	18
21	22	23	24	25
28	29	30		

17	2	3	0	22
----	---	---	---	----

MARCH				
M	T	W	TH	F
		1	2	3
6	7	8	9	10
13	14	15	16	17
20	21	22	23	24
27	28	29	30	31

18	0	5	0	23
----	---	---	---	----

AUGUST				
M	T	W	TH	F
1	2	3	4	5
8	9	10	11	12
15	16	17	18	19
22	23	24	25	26
29	30	31		

16	0	7	0	23
----	---	---	---	----

DECEMBER				
M	T	W	TH	F
			1	2
5	6	7	8	9
12	13	14	15	16
19	20	21	22	23
26	27	28	29	30

14	0	8	0	22
----	---	---	---	----

APRIL				
M	T	W	TH	F
3	4	5	6	7
10	11	12	13	14
17	18	19	20	21
24	25	26	27	28

19	0	1	0	20
----	---	---	---	----

SEPTEMBER				
M	T	W	TH	F
			1	2
5	6	7	8	9
12	13	14	15	16
19	20	21	22	23
26	27	28	29	30

20	1	1	0	22
----	---	---	---	----

JANUARY				
M	T	W	TH	F
2	3	4	5	6
9	10	11	12	13
16	17	18	19	20
23	24	25	26	27
30	31			

16	1	0	5	22
----	---	---	---	----

MAY				
M	T	W	TH	F
1	2	3	4	5
8	9	10	11	12
15	16	17	18	19
22	23	24	25	26
29	30	31		

22	1	0	0	23
----	---	---	---	----

OCTOBER				
M	T	W	TH	F
3	4	5	6	7
10	11	12	13	14
17	18	19	20	21
24	25	26	27	28
31				

21	0	0	0	21
----	---	---	---	----






FEBRUARY				
M	T	W	TH	F
		1	2	3
6	7	8	9	10
13	14	15	16	17
20	21	22	23	24
27	28			

19	0	1	0	20
----	---	---	---	----

JUNE				
M	T	W	TH	F
			1	2
5	6	7	8	9
12	13	14	15	16
19	20	21	22	23
26	27	28	29	30

10	0	12	0	22
----	---	----	---	----

261

12 MONTH TS & TA EMPLOYEES			DAYS	HOURS^
	TOTAL PAID DAYS	197	1379	
	WORK DAYS	192	1344	
	HOLIDAY	5	35	
	FURLOUGH DAYS*	5	35	
	UNPAID DAYS	59	413	

^Hours based on 7 hour workday

\*Additional 1/2 day furlough to be scheduled in collaboration with supervisor.  
Furlough Days flexed with Director's approval.