

How Do I Navigate the Facility Improvement Project Process?

Updated December 2023

Maintenance Services

BSD Project Coordinators Office



Kari McGatha
Project Coordinator
Supervisor



Sandy Gulati
Project Coordinator III



Scott Loggins
Project Coordinator II



Jory Jones
Project Coordinator II



Derek Butcher
Project Coordinator II



Tara Morejon
Project Coordinator II



Justin Freeman
Project Coordinator II



Lelisa Rozendal
Project Coordinator II



Dianna Hess
Program Specialist I

About this Deck

This presentation is designed to be “just in time” directions you can access when you need them.

It is divided into three sections:

1. **Purpose:** *Why does this process exist?*
2. **Directions:** *How do I navigate the process?*
3. **Tips & FAQ**

Purpose

When you have an idea on how to improve your facility or grounds, we want to ensure that you have a safe and successful project.

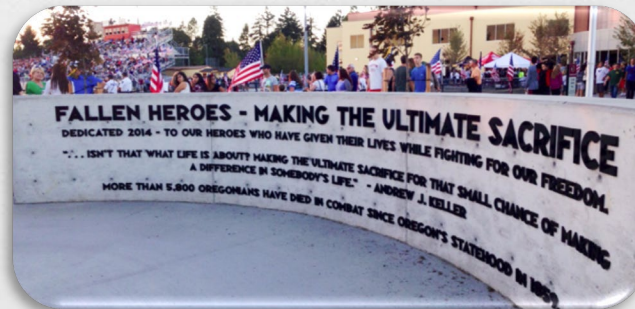


WE

Long Lasting Impact

Building and grounds improvements, through the FIP process are meant to be long lasting and maintainable.

Once completed, they become a permanent part of the facility.



WE

FIPs throughout BSD *(Before & After)*

Additional Signage



Before



After

Sports Plaza



Before



After

Garden Clean-up Day



Before



After

Countertop Upgrade



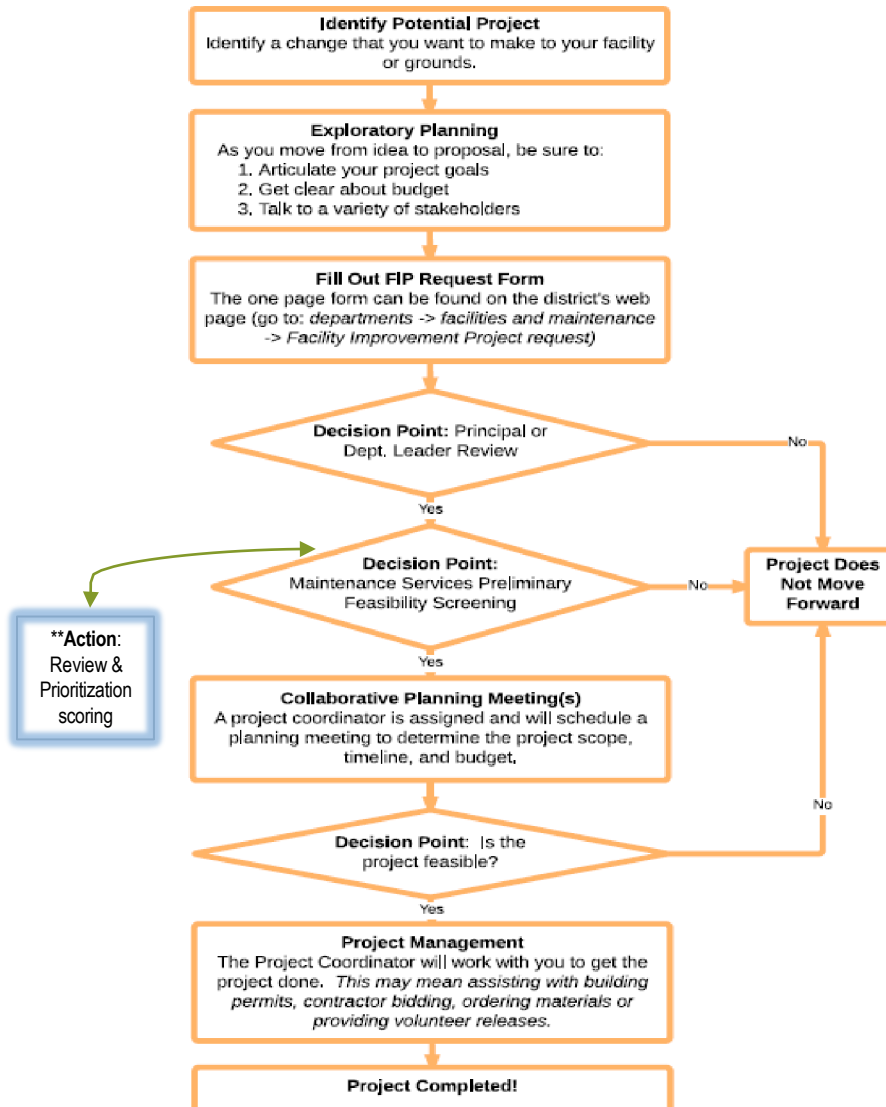
Before



After

WE

Facility Improvement Projects (FIP) Approval Process



FIP Process Overview



WE

Find the Form & Complete Entry Online

BEAVERTON
SCHOOL DISTRICT

Schools District Students Families Community Staff

Translate Safety Tipline What can we help you find?

ABOUT US DEPARTMENTS GET INVOLVED CONNECT JOBS

FACILITY IMPROVEMENT PROJECTS

School or department initiated improvement projects

OBJECTIVE
Do you have an idea about how to improve your facility or grounds? We want to help!

Since our facilities are publicly funded and our buildings contain children, there are many regulations that need to be met for both state and federal agencies. By following the FIP process, you will be assigned a knowledgeable project coordinator to help navigate all of it.

Please see the following "How to" Guides for having a safe and successful project.

- RIP How Do I Guide
- RIP "Just in Time" Guide

Have more questions? Review our [FAQ page](#) for quick answers to the most frequently asked questions regarding facility improvement projects.

Download and fill out the [RIP application](#)

If you are doing a volunteer project, please make sure you have everyone sign the Volunteer hold harmless for RIPs.

Volunteer Hold Harmless 18 years of age and over
Volunteer Hold Harmless under 18 years of age

Project Specific Guidelines

[GARDEN BOX PROJECTS](#)

Facility Improvement Project Status
FACILITY IMPROVEMENT PROJECT STATUS LIST

CTE PROGRAMS NON-DISCRIMINATION PRIVACY STATEMENT

16550 SW Merlo Road - Beaverton, OR 97003 - (503) 356-4500 - Copyright 2020

f t i y



***Use this link:**
[FIP Electronic Form](#)

Submit the
Request to
Initiate Online
Scoring Process

WE

Approval Process

A committee, including staff from Maintenance, Projects, and Custodial teams, will review and score each FIP application with the same criteria. Once scored, FIPs will be prioritized based on score, submission date and complexity, and assigned according to staff availability.



Then What?


After the project has been approved and the prioritization review process has been completed, the request will go into a queue for assignment when staff become available.

Once a project coordinator is assigned, he/she will contact you to request a pre-planning meeting.

** This may vary from a quick 15 minute meeting to a series of meetings, depending on the size and scope of the project.*

Tips

1. Submit your application as soon as possible.
Don't worry if you don't have all the details.
2. You don't have to know how to manage a project - we are here to help.
3. If you are at a High School and this improvement relates to a sport, check with your Athletic Director about Title IX.



Frequently Asked Questions

Can District crews do the work if we pay for it?

Depending on the nature of the work and required timeline, this may be possible. Your District Coordinator will help research this possibility.

Why does a coordinator need to be involved in my project?

The District Coordinator will be able to help you with calling for utility locates, permitting, land use applications, asbestos testing and other requirements as needed. Also, your coordinator can act as a liaison in the event that your project impacts neighboring THPRD facilities or there are Title IX implications. They are also responsible for collecting volunteer release forms, and helping to coordinate funding. The coordinator will process needed contracts, and maintain project files for District archives. Your assigned District Coordinator will need to take a more pro-active role in the larger, more detailed projects.

**Please note: For projects over \$10,000, IDENTICAL quotes must be obtained from at least three (3) contractors. Your District Coordinator will assist in getting necessary quotes and making sure that bidding is fair and equitable.*

FAQ (Con't)

Are there any types of projects that will automatically be disapproved?

No. All projects will be reviewed for their site feasibility.

What about insurance for volunteers and contractors?

Beaverton School District does not extend insurance coverage for volunteers, including worker's compensation. Make sure your volunteers know they will need to use their personal insurance coverage if necessary. A Hold Harmless Agreement will be provided to you. Make as many copies as necessary and have all volunteers sign and return the form to your District Coordinator.

If hiring a contractor, the District requires proof of insurance and this will be verified by your coordinator during contracting. They must also be licensed and bonded. This requirement helps protect you, the project, and the District.

Will my project need inspecting, and if so, by whom?

Yes. Once the project is accepted by the Beaverton School District, it becomes part of the school facility and will be inspected by the local jurisdiction or by District staff. If applicable, at that time you may be asked to supply as-built drawings for the District's archive.

Need
Help?

- Call Maintenance Services:
(503) 356 - 4450
- Reference the detailed process
guide on our website at:

**BSD Facility Improvement
Projects Page**

Thanks for reading!

We hope this deck was helpful...if you have
any suggestions for how to make it better,
please let us know!