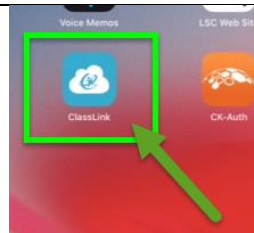


ClassLink from home

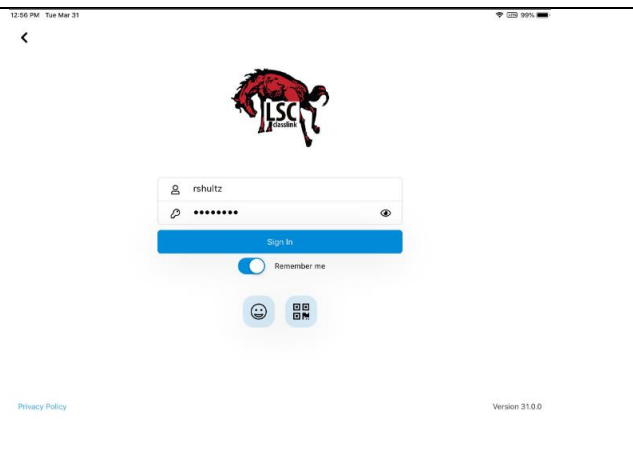
ClassLink is our Single Sign On app that will allow your child to login to several learning sites used at LSC. Your child may only use a few of these apps.

1. Locate the ClassLink app on your student's iPad.

(You may access ClassLink from any Internet connected device by going to <https://launchpad.classlink.com/lsc>)



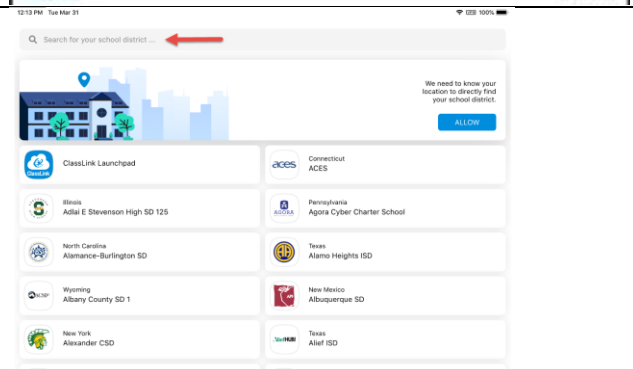
2. The app should have a Broncho and LSC when it is opened.
3. If it appears as shown on the right, your student is ready to login.
4. If the username and password are blank, please get your student's LSC username and password from your child's teacher.
5. Be sure the "Remember me" is set to on so you should not have to retype the username and password.



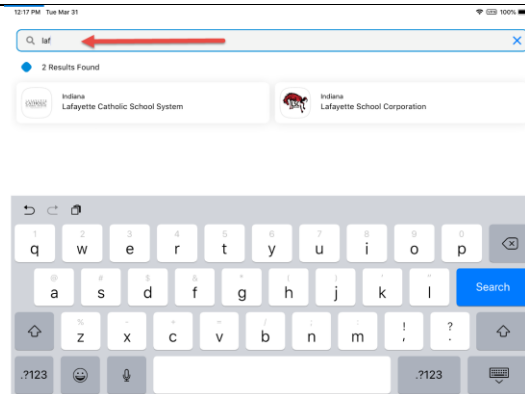
6. If ClassLink app appears like the one on the left, tap the arrow in the upper right corner to get to the search area



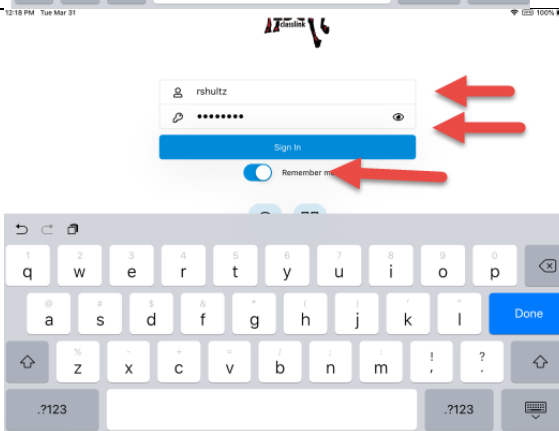
7. Go to the search bar at the top of the page



8. In the search bar, type laf. You will see that Lafayette School Corporation name listed. Tap Lafayette School Corporation in the list.



9. On the LSC ClassLink type the student user name and password that you can obtain from your student's teacher.



10. The ClassLink apps will appear when you login.

