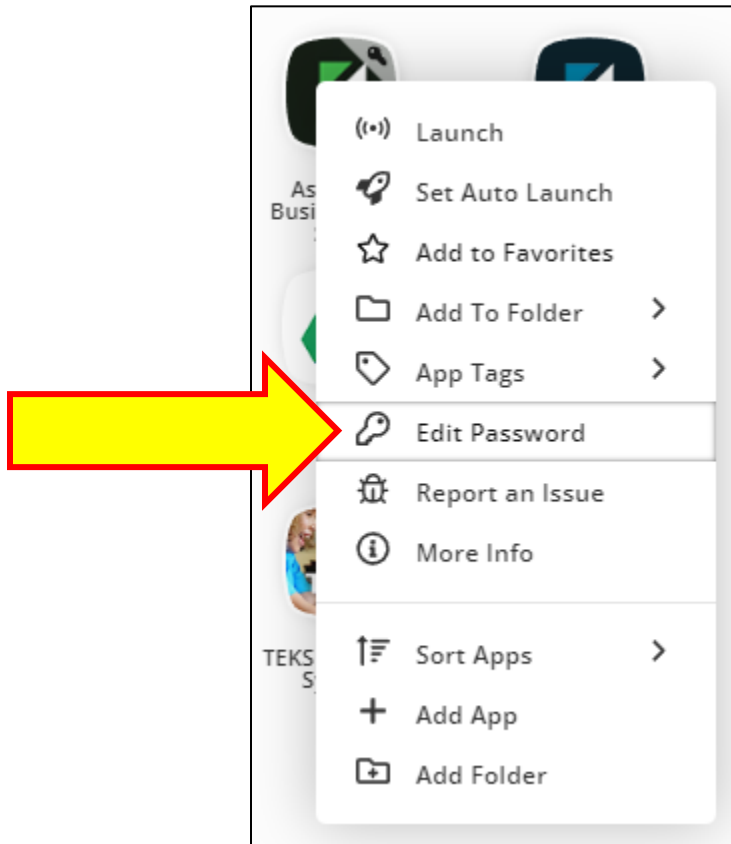


HOW TO UPDATE MY PASSWORD IN CLASSLINK FOR ASCENDER BUSINESS & STUDENT INFORMATION SYSTEM

- Go to www.elginisd.net then click on the **Staff** tab
- Scroll down and **click on ClassLink and login**
- **Right click** on Ascender Business & Student Information System **then click on Edit Password**





- Click on the **Edit button** (it looks like a paper with a pencil)

← **Ascender Business and Student Passwords**


ADD LOCKER

LOCKER

NAME

Ascender BS  

Items: 1 - 1 of 1



- **Login to Ascender Business & Student Information System** by entering your current login information

Credentials

Username *

Password *

District Number *

COUNTY / DISTRICT NUMBER IS 011902



- Click **Save**