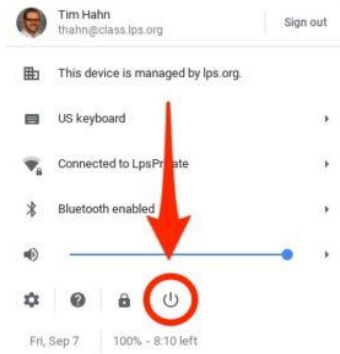


Chromebook Troubleshooting


Many Chromebook Issues are Resolved by Restarting the Device

- Use the 'Shut down' icon



- Click the user panel in the bottom right corner of the screen (unless you have moved it elsewhere)
- There is a power symbol power along the bottom of the user panel. Click it to shut the laptop down.
- Click the power button on the keyboard to turn the Chromebook back on.

- Use the power button

- Hold the Chromebook's power button  for three seconds

Remove then Re-add the User Account

If restarting the Chromebook does not resolve the issue, there is a good chance that removing the account and re-adding it might.


- [Directions for removing an account](#)
- [Directions for adding an account](#)

For computers that won't TURN ON:

- Ensure your charger is securely plugged in to the computer, the charging block, and the outlet.
- Plug the charger directly into an outlet instead of a surge protector or extension cord.
- If the charging light does not come on, try a different outlet in the house.
- If the charging light comes on but the computer is still not charging, you will perform a soft reset.

- To perform a soft reset, hold the Refresh  + Power  keys for 3-10 seconds.
- Release the keys when the device powers on.

Webpages Are Frozen

- Hit the Refresh  key
- Close the tab/exit Chrome
- Restart the computer

Chrome is Running Slow




- Clear Webpage Cache
 - Click the Chrome menu  on the browser toolbar.
 - Select Tools.
 - Select Clear browsing data.
 - In the dialog that appears, select the checkboxes for the types of information that you want to remove. (do all)
 - Use the menu at the top to select the amount of data that you want to Delete.
 - Click Clear browsing data.

Image on the Screen is Rotated

- Press the  +  +  keys at the same time
- will rotate the entire screen by 90 degrees each time it is pressed

Keyboard Is Typing the Wrong Characters

- Press the  + 
- This will set the keyboard back to the US keyboard

Google Chromebook Help Page

Google offers support pages that can address most common Chromebook issues. You can access [Google's Chromebook Help Pages here](#).