

Canvas-Parent/Student

1. Download from the App Store (Google or Apple)

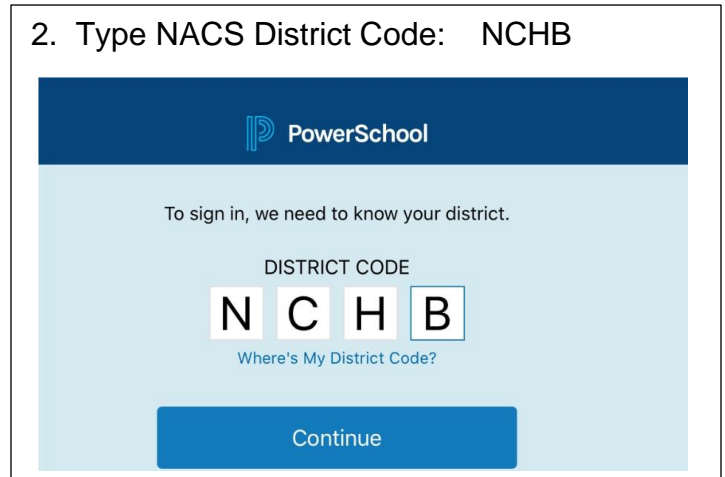
PowerSchool Mobile



Or use the web version at:

<https://powerschool.nadams.k12.in.us/public/>

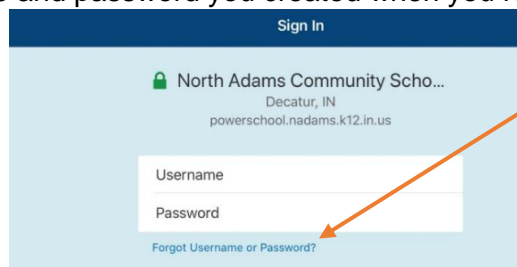
2. Type NACS District Code: NCHB



3. Sign in

Students enter their network username and password

Parents enter the username and password you created when you registered child(ren) for school



PARENTS: if you forget your username or password, click this link.

*NOTE: Students cannot reset usernames or passwords. Please contact your tech department for that information.

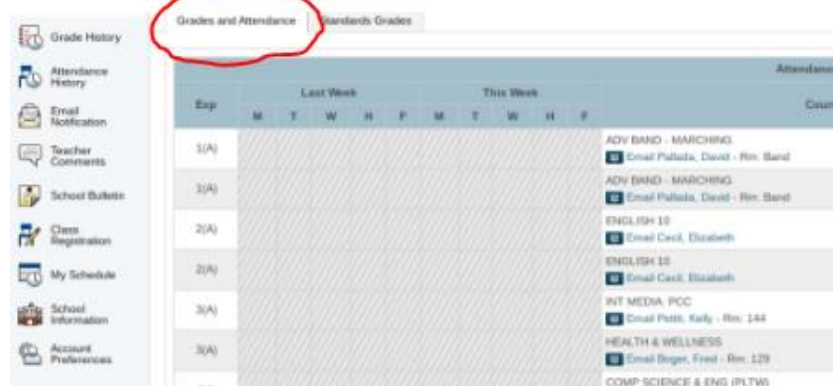
4. Mobile Dashboard View:

Click course name to see assignments and grades



Website Dashboard View:

Click Grades and attendance to view assignments and grades (red circle)



For PowerSchool information please contact:

Jeannie Smith: smithj@nadams.k12.in.us

Laura Christner: christnerl@nadams.k12.in.us