



**CHAPPAQUA**  
Central School District

**PTA Budget  
Forum  
District Budget  
Presentation  
2022-23**

**March 28, 2022**

# Chappaqua Central School District Proposed Budget:

**2022-2023 = \$133,963,411**

**Budget Increase of \$3,503,223 or 2.69%**



# CCSD Board Of Education

## Strategic Questions

### Question 1 ~ Budget & Operations

“How can the District ensure continuing excellence in its academic, social-emotional and extracurricular programs while developing a budget that is fiscally responsible?”

### Question 2 ~ Teaching & Learning

“How can the District ensure that all students think deeply and creatively, support their thinking, apply problem-solving skills, work collaboratively, and actively participate in their learning as they acquire content knowledge?”

### Question 3 ~ Social-Emotional Learning

“How can the District ensure that it develops students who are ethical, empathic, respectful, and resilient global citizens and leaders?”



CHAPPAQUA  
Central School District

# In our 2022/23 budget we will...

## PROFILE of a GREELEY GRADUATE



CHAPPAQUA  
Central School District

1. Keep our students at the center of every decision.
2. Present a budget that preserves and expands our academic and social emotional programs.
3. Make adjustments based on the impact of COVID on our school community.
4. Revisit our class sizes over the summer and reconfigure sections as necessary.
5. Prioritize infrastructure needs.
6. Be mindful of our residents who have expressed concerns about their property taxes.
7. Align to the District's Strategic Plan.

2022-23

# Strategic Planning



## B.O.E. Strategic Question

*"How can the District ensure that all students think deeply, support their thinking, apply problem-solving skills, and actively participate in their learning as they acquire content knowledge?"*

## District Priorities

Using  
Instructional  
Space to Amplify  
Learning

1

District Wide  
Assessment  
Practices

2

K-12 Social and  
Emotional  
Learning  
Curriculum  
Alignment

3

K-12 Academic  
Program  
Alignment

4

Instructional  
Technology as  
Tools to  
Personalize  
Learning

5

Cultivate  
Equitable,  
Affirming and  
Culturally  
Responsive  
Learning  
Environments

6



# Curriculum and Instruction


# Curriculum Highlights

- ▣ Culturally Responsive Adjustments & Resources
- ▣ MS & HS STEAM Integration
- ▣ Eighth Grade Algebra
- ▣ 6-12 Next Generation Science Standards
- ▣ Sustainability Scope and Sequence
- ▣ New Plant Science Center Courses
- ▣ New SUNY Racism, Classism, Sexism
- ▣ Podcasting Integration





# Updated Curriculum Materials





# Instructional Programs

- ▣ NWEA MAPS Screener
- ▣ Science 21
- ▣ Technology Tools
  - ▣ Peardeck, Vocabulary.com
- ▣ Phonics First
- ▣ Reading Programs
  - ▣ Wilson
- ▣ ESGI - K Screener
- ▣ K-8 Social Studies - TCI
- ▣ Science 21 - K-4








# Powerful Professional Learning



- ▣ New Teacher Program & #Project720
- ▣ Equity: District Equity Fellows, Learning Teams, Affinity Groups
- ▣ Wilson Reading Fellows
- ▣ TCRWP & Phonics First Trainers
- ▣ Learning Teams
- ▣ Inservice Courses
- ▣ Conferences & Workshops
- ▣ Guest Speakers & Consultants
- ▣ 5th Grade Transition to Two Person teams








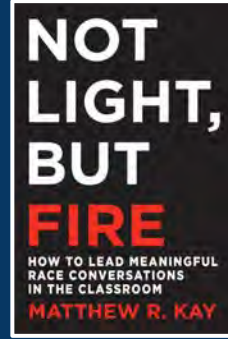




# Author & Speaker Series





# #ChappAcademy

## 2021-22 Learning Team Books



# Event Planning & Support

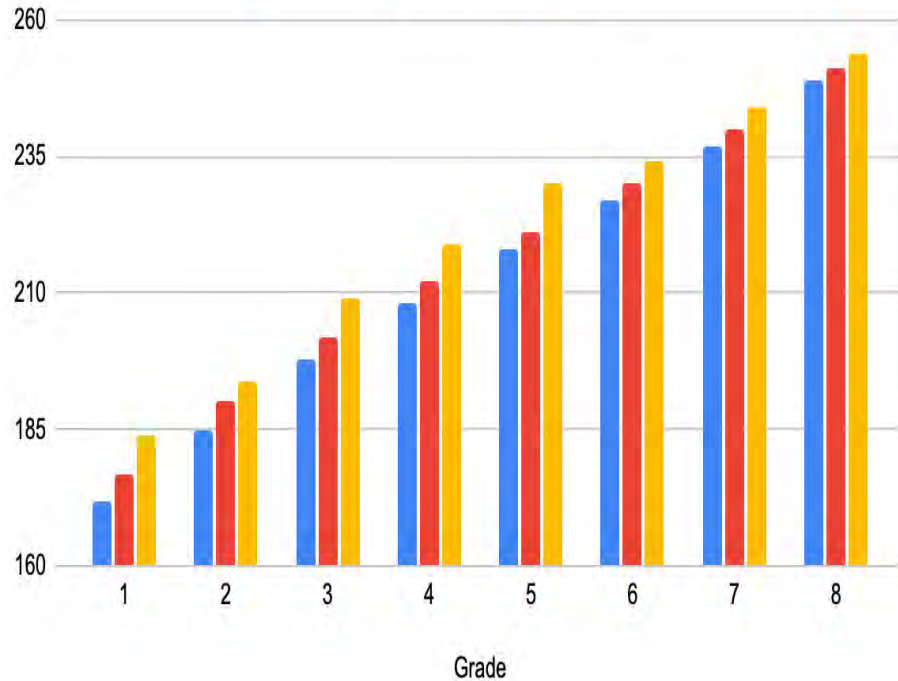


- ❑ Conference Days
- ❑ Unity Days
- ❑ Wellness Day
- ❑ PTA Programming Partnership
- ❑ Cultural Enrichment with PTA
- ❑ Environmental Education with PTA
- ❑ New Teacher Orientation
- ❑ Administrative Retreats
- ❑ Insight Equity Audit & PPS Review

## NWEA Grade 1-8 Data

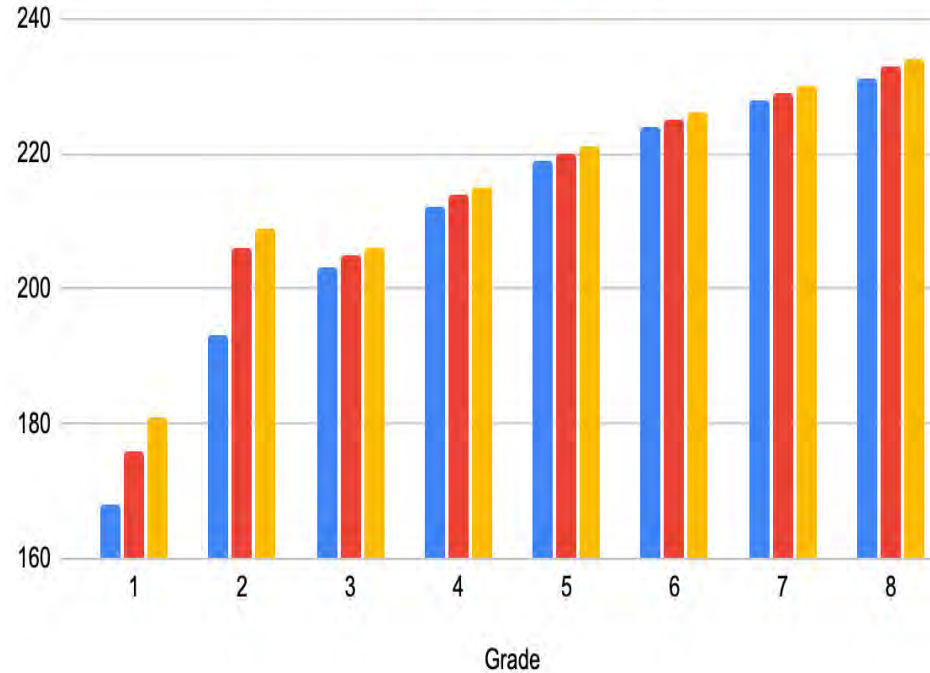
### NWEA-MAPS MATH 2020-2021

Fall 2020 Winter 2020 Spring 2021



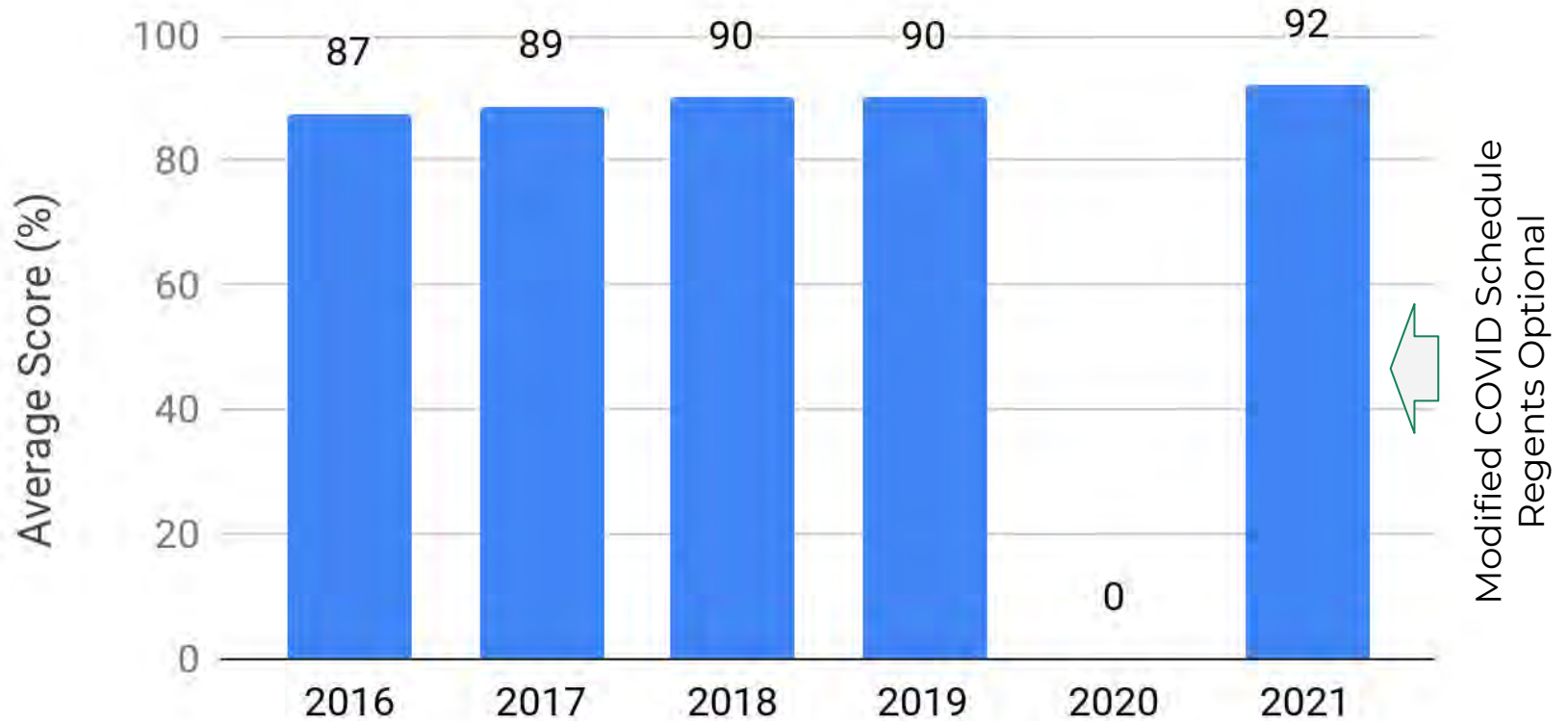
### NWEA-MAPS ELA 2020-2021

Fall 2020 Winter 2020 Spring 2021

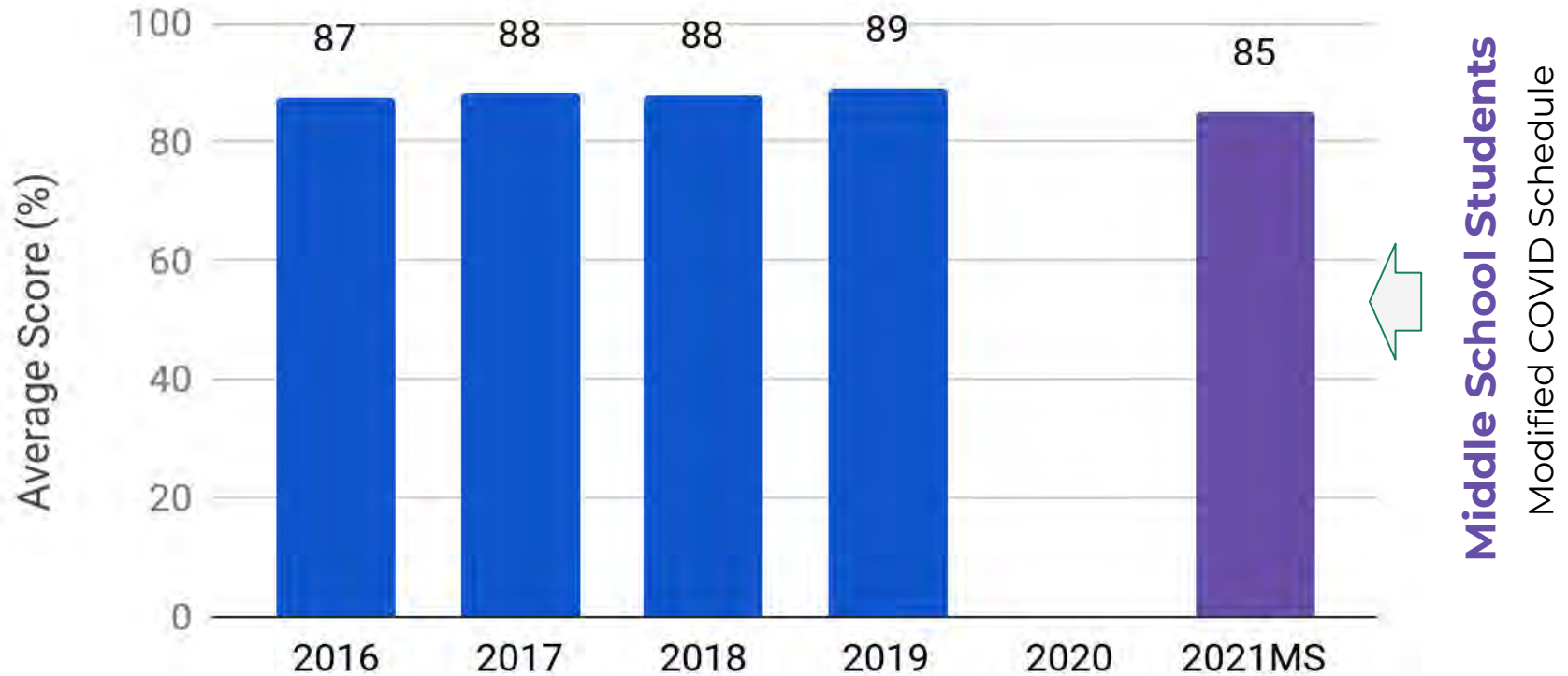




# English Regents



# Algebra Regents



Regents Exam Title	Course Title	14-15 Avg.	15-16 Avg.	16-17 Avg.	17-18 Avg.	2018-19 Avg.	2019-2020 COVID	2020-2021 COVID
American History	AMERICAN HIST./US HIST.	93.7	92.3	90.5	88.5	87.7	NA	NA
American History	AP AMERICAN HISTORY	--	--	--	91.0	NA	NA	NA
Global History	AP EURO HISTORY-10	98.5	97.7	98	--	NA	NA	NA
Global History	EURO CIV / GLOBAL H.	91.2	89.8	89.8	92.4	87.7	NA	NA
English	ENGLISH 9/10	93.5	87.5	89.7	91.4	90.1	NA	92.2
Algebra	STANDARD ALGEBRA	71	79.01	81.2	80.7	79.7	NA	68.3
Algebra	ENRICHED ALGEBRA	80.7	88.3	86.7	88.1	88.3	NA	81.1
Algebra	FURTHER FOUNDATIONS	76.9	73.7	73.3	75.7	71.1	NA	NA
Algebra	ALGEBRA 8	NA	NA	NA	NA	NA	NA	85
Living Env.	LIVING ENVIRONMENT	90.3	88.7	89.3	89.0	89.2	NA	84
Chemistry	REGENTS CHEMISTRY A	87.8	87.7	85.8	84.0	83.7	NA	NA
Earth Science	REG. EARTH SCIENCE	72.5	76.5	72.8	72.5	71.9	NA	NA

# Greeley Class of 2021

- ❖ **Class of 2021:**  
29 National Merit  
commended students,  
20 semi-finalists, 19  
finalists and 3 National  
Merit recipients.

- ❖ 98% of the Class of  
2021 went onto higher  
education

ACT Scores	
CLASS	MEAN
2021	29
2020	29

SAT Scores			
CLASS	MEAN	EWR	MATH
2021	1313	652	661
2020	1344	661	684

# AP Exam Results 2021

Subject Totals	Exams	Average
2-D Art and Design	28	3.3
3-D Art and Design	11	3.0
Art History	7	2.7
Biology	118	3.0
Calculus AB	78	4.0
Calculus BC	31	4.9
Chemistry	52	3.3
Chinese Language and Culture	6	4.8
Computer Science A	11	4.6
Drawing	5	4.0
English Language and Comp.	<5	5.0
English Literature and Comp.	32	3.9
Environmental Science	51	2.9
European History	20	3.7

Subject Totals	Exams	Average
French Language and Culture	16	3.6
German Language and Culture	<5	5.0
Latin	5	3.4
Macroeconomics	<5	5.0
Microeconomics	<5	4.3
Music Theory	7	3.1
Physics 1	75	3.1
Physics C: Electricity & Magnetism	17	3.4
Physics C: Mechanics	18	4.1
Psychology	60	2.9
Spanish Language and Culture	43	3.8
Statistics	20	4.2
United States Gov. and Politics	102	3.3
United States History	207	3.4



# Special Education




# Commitment to Inclusion

Least Restrictive  
Environment

Equitable Opportunities

Specialized Instruction

Academic and Social  
Development



## Main Components to Budget

- Contractual Services
- Salaries
- Tuition for students in CSE Out-of-District placements
- Transportation
- Extended School Year Program (Summer)





# Educational Classifications by Category in Chappaqua

Data based on VR2 Special Education October Snapshot

<b>Disability</b>	<b>Oct. 2019</b>	<b>Oct. 2020</b>	<b>Oct. 2021</b>
Autism	46	40	38
Emotional Disturbance	7	4	4
Learning Disability	96	103	106
Intellectual Disability	6	6	5
Deafness	1	1	2
Hearing Impairment	6	6	6
Speech/Language Impairment	67	75	76
Visual Impairment	0	0	0
Orthopedic Impairment	2	2	2
Other Health Impairment	106	108	124
Multiple Disabilities	8	8	5
Deaf-Blindness	0	0	0
Traumatic Brain Injury	0	0	0
<b><u>Total</u></b>	<b><u>345</u></b>	<b><u>353</u></b>	<b><u>368</u></b>

# Special Education Program Priorities

## Strategic Plan

### Integrated Co-Taught 8th Grade Algebra

### Professional Development

- Testing Administration
- Reading Programs and Interventions
- IEP Development - Goal Development and Progress Monitoring
- Dialectical Behavior Therapy

### Multi-Tiered System of Support

- District Leadership Team (Spring 2022)
- Building implementation K-8 (Fall 2022)

### Communication & Collaboration

- Special Education Manual & Website
- Partnership with PTA & Community Agencies





# **Instructional Technology & Infrastructure**




# Technology Budget Focus Areas

**Cybersecurity**



**Education Law  
2-D**



**Device Refresh**

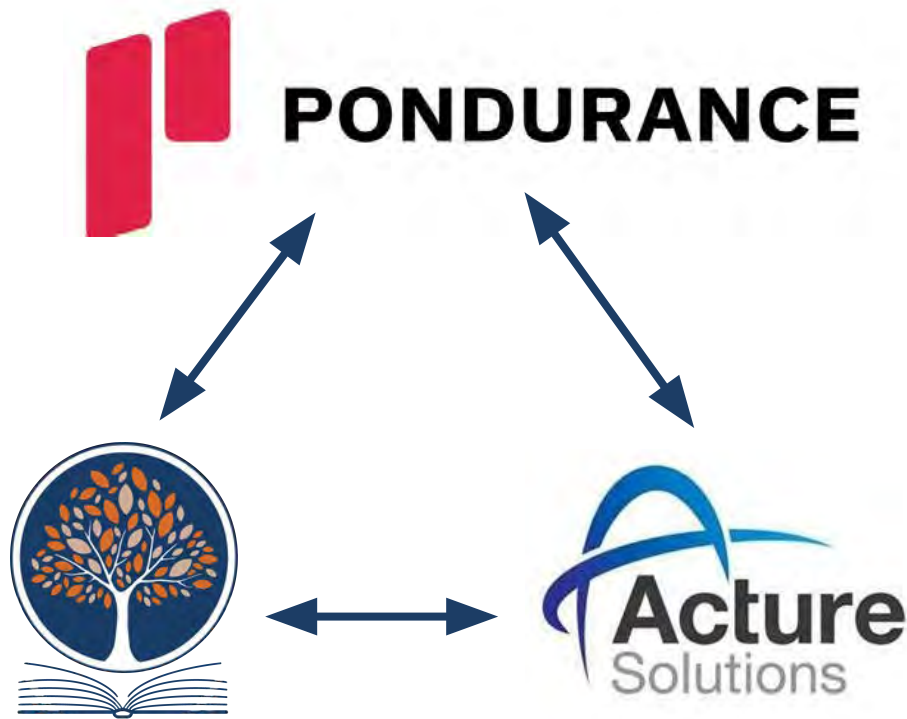


**Infrastructure  
Upgrades**





# Cybersecurity



- ▣ 24/7 Managed Detection and Response
- ▣ Security Monitoring of all Network Nodes
- ▣ Endpoint Protection
- ▣ Simulated Scenarios

## Infrastructure Technology Costs

- WiFi upgrades at Westorchard & Greeley
- Switch and router upgrades
- Redundant network connectivity
- Greeley C-Field network & wireless access
- Battery backup upgrades
- Wireless display upgrades

## Education 2D Law

- Change of emergency and classroom communications systems to Parent Square
- Modifications to District website for robust public communication
- Purchasing of online instructional services to replace non-compliant services
- Continued compliance with Education Law 2D framework, including NIST framework adherence.



# Device Refresh

## Student Device Planning

Grade	18-19	19-20	20-21	21-22	22-23
K & 1	Planning	Implementation		Evaluation	Planning
2	Planning	Implementation	Evaluation		Implementation
3 & 4	Implementation	Evaluation		Planning	Refresh
5 & 6	Implementation	Evaluation	Planning	Refresh (5)	Refresh (5)
7 & 8	Planning	Implementation	Evaluation	Implementation	
9-12	Planning	Implementation	Evaluation	Planning	Implementation





# CCSD Athletic Program

# Programmatic Philosophy

## Department Purpose

Our Athletic Department fosters and reinforces the Mission of the Chappaqua Central School District which is to create a community for learning where students, families and staff are joined in the pursuit of athletic excellence, personal growth and teamwork. We seek to develop each student's full potential through involvement in interscholastic and intramural athletic programs led by a dedicated coaching staff. We promote values, practices and character traits essential to personal development and success in life beyond school.

## GREELEY INTERSCHOLASTIC ATHLETICS OFFERINGS

<b>FALL SPORTS</b>	<b>Cheer</b> Varsity	<b>Cross Country</b> Varsity/Modified	<b>Field Hockey</b> V/JV/Modified	<b>Football</b> V/JV/Modified	<b>Boys Soccer</b> V/JVA/JVB	<b>Girls Soccer</b> V/JVA/JVB	<b>Girls Swim</b> Varsity	<b>Girls Tennis</b> V/JVA/JVB	<b>Volleyball</b> V/JVA/JVB/Modified
<b>WINTER SPORTS</b>	<b>Boys Basketball</b> V/JV/9th	<b>Girls Basketball</b> V/JV	<b>Bowling</b> Varsity	<b>Cheer</b> Varsity	<b>Ice Hockey</b> Varsity	<b>Indoor Track &amp; Field</b> Varsity/Modified	<b>Skiing</b> Varsity	<b>Boys Swim</b> Varsity	<b>Wrestling</b> Varsity/Modified
<b>SPRING SPORTS</b>	<b>Baseball</b> V/JV/9 <sup>th</sup> /Modified	<b>Golf</b> Varsity	<b>Boys Lacrosse</b> V/JV/Modified	<b>Girls Lacrosse</b> V/JV/Modified	<b>Softball</b> V/JV/Modified	<b>Boys Tennis</b> V/JVA/JVB	<b>Track &amp; Field</b> Varsity/Modified		



# Buildings & Grounds





# General Information Regarding Facilities

More than 907,500 sq.ft. of building space to maintain daily

School buildings are open 15 hours per day/5 days per week (also at various times on weekends)

- Custodians are cleaning an average of 30,000 sq.ft. per night

Maintain all District playing fields

- Maintenance personnel are maintaining 150,000 sq.ft. per worker

Maintain more than 675 pieces of HVAC equipment

- Preventive maintenance of equipment is essential, along with a commitment to a multi-year replacement plan


# Summer Projects

## High School:

- ❖ Retaining wall for new sidewalk from crosswalk/gym
- ❖ Covered walkway roof repair
- ❖ Installation of lower cameras in senior lots
- ❖ Paving
- ❖ AC in STEAM lab 3D Printing Room
- ❖ Wiring C Field

## District Wide:

- ❖ Roof repairs
- ❖ Emergency repairs throughout the year
- ❖ Tree Removal
- ❖ Univent Installation



# Capital Project Expenditure for 2022-23

## ***Westorchard Elementary Roof Replacement (Phase 2 Funding)***



**To fully address the issues and eliminate ongoing repair costs a Transfer to Capital Projects of \$600,000 will be included in the proposed budget.**



# Possible Bond Referendum for BOE & Voter Consideration - Fall 2022 or Spring 2023

## CAPITAL NEEDS NOT INCLUDED IN THIS BUDGET:

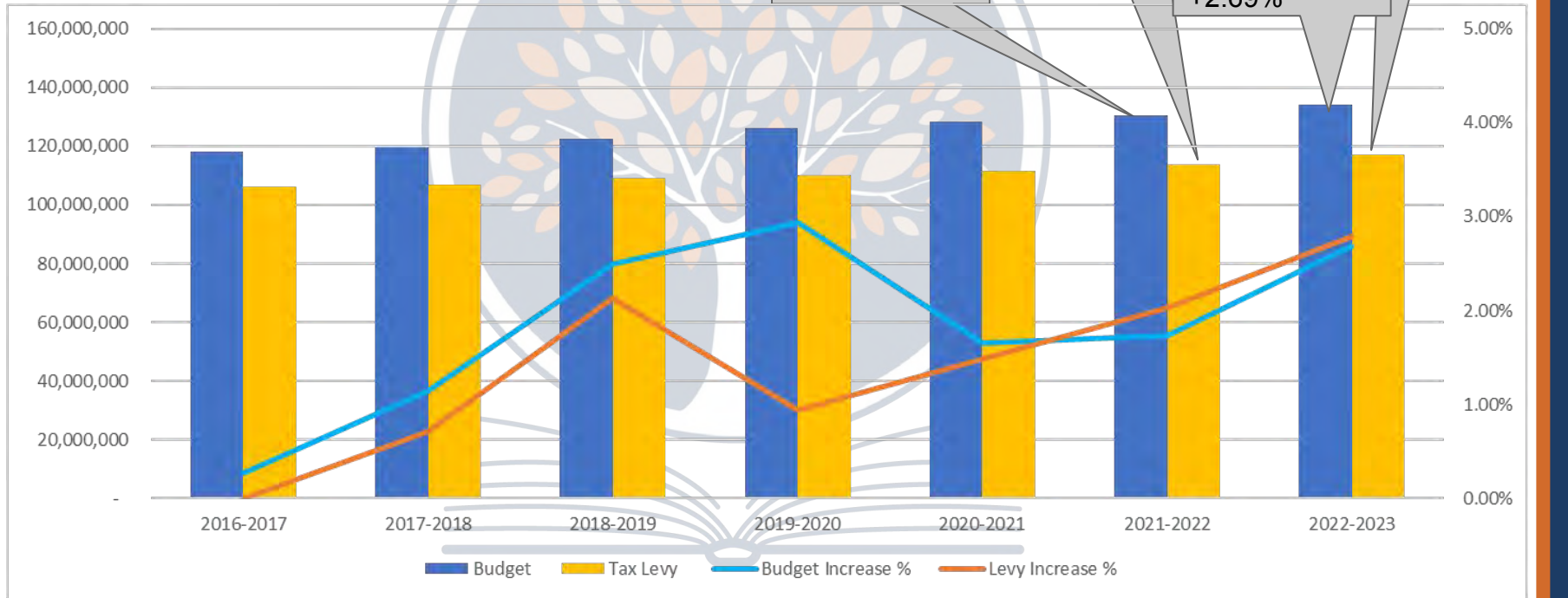
- ❖ Roof Replacement - Roaring Brook (\$1.5M), Grafflin (\$1.6M), Greeley (\$440K)
- ❖ Front Entrance at Greeley (approx. \$7-8M based on 2018/19 estimates)
- ❖ Fiber Optic Wiring at Greeley & Back-up Internet Connection at 7B (\$750K)
- ❖ Outside Classrooms at Elementary Schools (\$900K)
- ❖ Underground Infrastructure and Stormwater Protections at Greeley (TBD)
- ❖ Potentially: Other items identified in the Building Condition Survey & Prioritized by the Facilities Committee





# **Chappaqua Central School District 2022-2023 Financial Slides**

# Recent Budget History





# Expenditures

Categories	Approved 2021-2022	Proposed 2022-2023	Increase (\$)	Increase (%)
Salaries	66,457,876	66,665,772	207,896	0.3%
Benefits	28,238,851	29,147,379	908,528	3.2%
Debt Service	8,455,607	8,556,715	101,108	1.2%
Transportation	6,961,900	7,239,811	277,911	4.0%
Operations & Maintenance	6,003,574	6,126,455	122,881	2.0%
Special Education	4,216,448	4,953,208	736,760	17.5%
BOCES Services	2,458,155	2,836,584	378,429	15.4%
Technology	2,383,925	2,791,925	408,000	17.1%
Per Pupil	1,054,927	1,052,771	(2,156)	-0.2%
Other	4,228,925	4,592,791	363,866	8.6%
<b>Total Budget</b>	<b>130,460,188</b>	<b>133,963,411</b>	<b>3,503,223</b>	<b>2.7%</b>





# Expenditures

Categories	Approved 2021-2022	% of Budget	Proposed 2022-2023	% of Budget
Salaries	66,457,876	50.9%	66,665,772	49.8%
Benefits	28,238,851	21.6%	29,147,379	21.8%
Debt Service	8,455,607	6.5%	8,556,715	6.4%
Transportation	6,961,900	5.3%	7,239,811	5.4%
Operations & Maintenance	6,003,574	4.6%	6,126,455	4.6%
Special Education	4,216,448	3.2%	4,953,208	3.7%
BOCES Services	2,458,155	1.9%	2,836,584	2.1%
Technology	2,383,925	1.8%	2,791,925	2.1%
Per Pupil	1,054,927	0.8%	1,052,771	0.8%
Other	4,228,925	3.2%	4,592,791	3.4%
<b>Total Budget</b>	<b>130,460,188</b>	<b>100.0%</b>	<b>133,963,411</b>	<b>100.0%</b>



# Revenues

<b>Categories</b>	<b>2021-2022</b>	<b>2022-2023</b>	<b>+/- (\$)</b>	<b>+/- (%)</b>
Real Property Taxes	113,934,076	117,107,287	3,173,211	2.79%
State Aid	10,175,192	10,509,174	333,982	3.28%
Appropriated Fund Balance	\$3,542,865	\$3,500,000	(42,865)	-1.21%
Sales Tax Revenues	1,325,000	1,615,183	290,183	21.90%
Charges for Services	408,055	377,132	(30,923)	-7.58%
Use of Money or Property	425,000	413,604	(11,396)	-2.68%
Misc. Other Income	650,000	441,031	(208,969)	-32.15%
<b>Total</b>	<b>130,460,188</b>	<b>133,963,411</b>	<b>3,503,223</b>	<b>2.69%</b>



# Revenues

	<u>2021-2022</u>		<u>2022-2023</u>	
<u>Categories</u>	<u>Amount</u>	<u>% of Total</u>	<u>Amount</u>	<u>% of Total</u>
Real Property Taxes	113,934,076	87.3%	117,107,287	87.4%
State Aid	10,175,192	7.8%	10,509,174	7.8%
Appropriated Fund Balance	\$3,542,865	2.7%	\$3,500,000	2.6%
Sales Tax Revenues	1,325,000	1.0%	1,615,183	1.2%
Charges for Services	408,055	0.3%	377,132	0.3%
Use of Money or Property	425,000	0.3%	413,604	0.3%
Misc. Other Income	650,000	0.5%	441,031	0.3%
<b>Total</b>	<b>130,460,188</b>	<b>100.0%</b>	<b>133,963,411</b>	<b>100.0%</b>



# Budget Development- Known Impacts

- ❖ Projected Enrollment
  - Slight Decrease in Elementary Schools (-)
  - Slight Decrease in Middle Schools (-)
  - Slight **Increase** in High School **(+) (corrected)**
- ❖ Teachers' Retirement System (TRS): 10.29%
- ❖ Employee Retirement System (ERS): 11.6% (decrease)
- ❖ Health Insurance Premiums: 8%
- ❖ Contractual Obligations for CAA, COSA, CSEA, TAs & Nurses





# Budget Development- Known Impacts

- ❖ Debt Service
- ❖ Assessment Growth Factor: 0.24%
- ❖ CPI for Tax Cap Calculation: 4.7% (capped at 2%)
- ❖ Tax Cap Number: 2.79% (\$3,173,211 Levy Increase)
- ❖ Equalization Rates: 19.38 (New Castle); 1.31 (Mt Pleasant)



# Budget Development- UnKnown Impacts

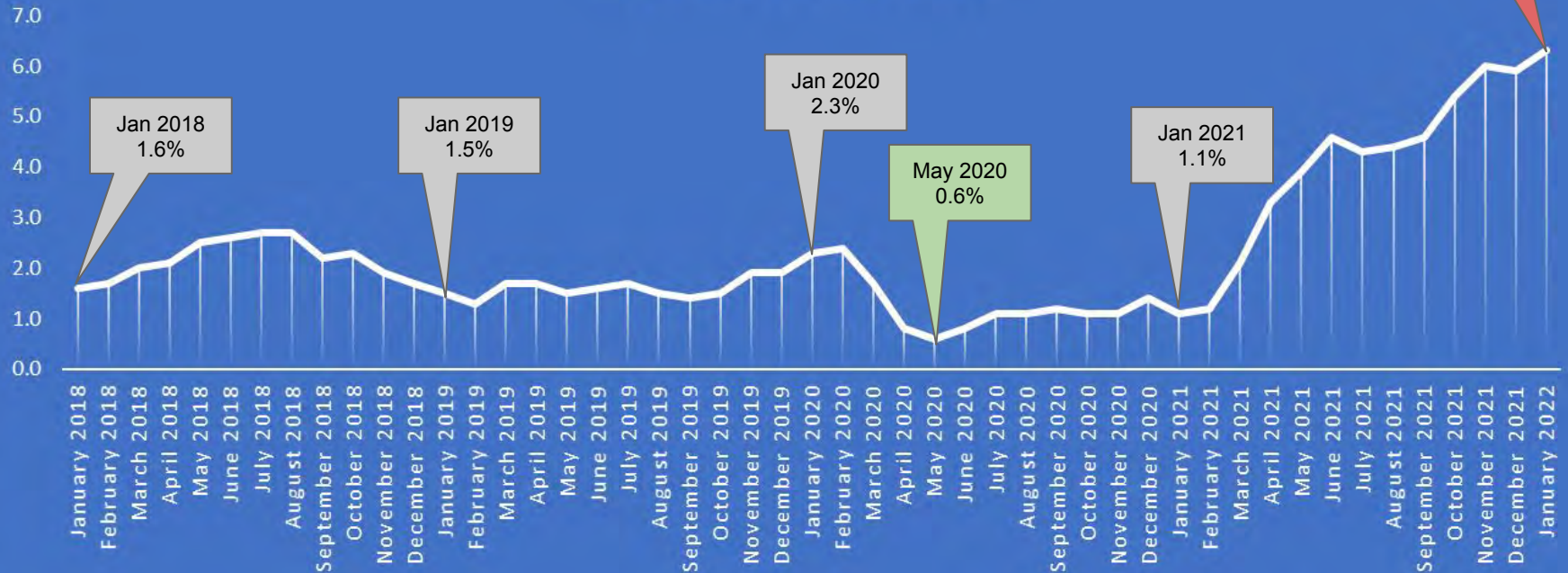
- ❖ Contractual Obligations for Teachers
- ❖ State Aid (Final State Budget)
- ❖ Transportation Costs
- ❖ Special Education Placements
- ❖ Assessed Tax Valuations
- ❖ Inflation - Trending Higher
- ❖ COVID Needs & Requirements





# Inflation Trends

## CPI-U NORTHEAST REGION JAN 2018 TO JAN 2022







# Tax Analysis 2022-23 – (Estimated)

## Estimated Tax Rate Analysis 2022-23

School District Budget	\$ 133,963,411	
Less: Revenue from sources other than current local property taxes	13,356,124	
Less: Appropriated Fund Balance	\$ 3,500,000	
Tax Levy	\$ 117,107,287	
	New Castle	Mt. Pleasant
Assessed Taxable Valuation	910,173,973	6,757,585
Equalization Rate	19.38%	1.31%
Full Taxable Valuation	4,696,460,129	515,846,183
Portion of Tax Levy	90.1%	9.9%
Tax Levy	105,517,533	11,589,754

## Rate Per \$1,000 (Estimated)

School District Estimated 2022-23	115.93	1,715.07
Compared to School District Actual 2021-22	113.91	1,584.96
\$ Increase per @1,000	2.03	130.11
% Increase	1.78%	8.21%



# Property Tax Cap: Full Calculation

BASIC FORMULA				
Prior Year Tax Levy (2021-2022)				\$ 113,934,076
Tax Base Growth Factor (ORPS)			x	1.0024
				\$ 114,207,518
Prior Year Exemptions				
BOCES Capital Exclusion	83,155			
Debt Service	6,482,669			
Capital Expenditures	360,000			
Lease Purchase: EPC	1,204,921			
Less: Bldg Aid	(2,361,640)			
	5,769,105		-	(5,769,105)
				\$ 108,438,413
ADJUSTED PRIOR YEAR LEVY			=	\$ 108,438,413
Allowable Levy Growth Factor (CPI)			x	2.00%
TAX LEVY LIMIT BEFORE EXCLUSIONS:				\$ 110,607,181

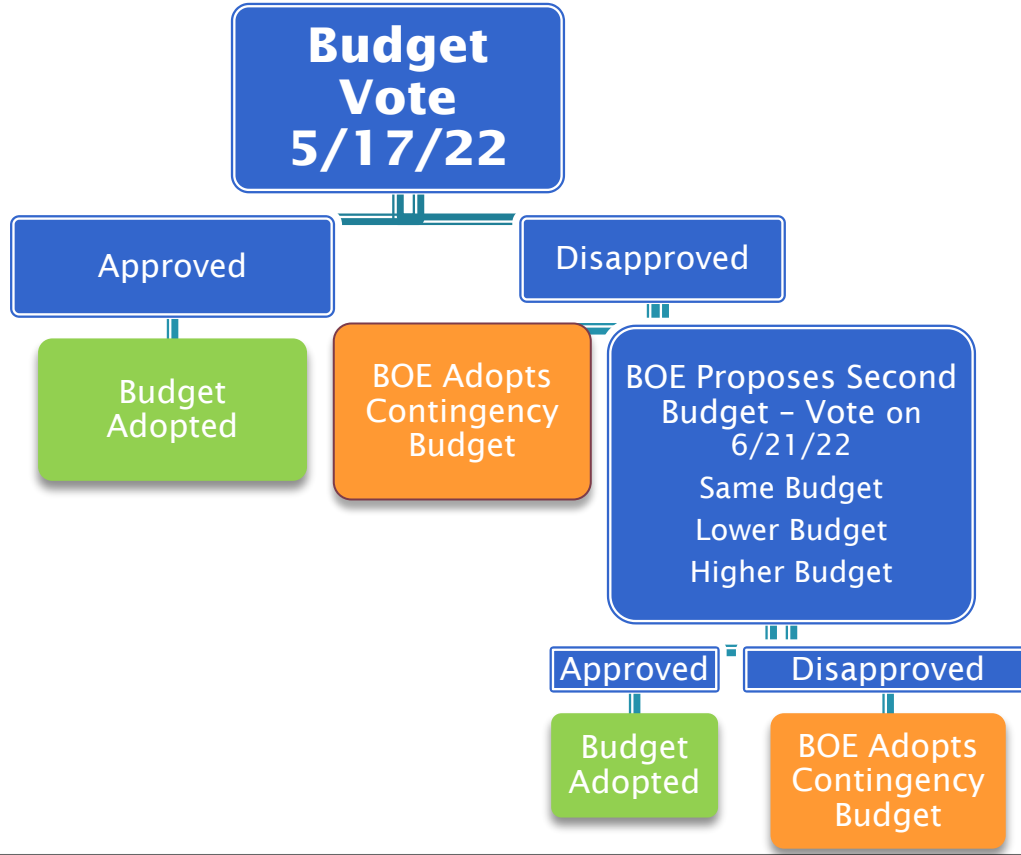
+ EXCLUSIONS				
Available Carryover				+ \$ -
Current Year Exemptions (2022-2023)				
BOCES Capital Exclusion	82,149			
Debt Service	6,461,794			
Capital Expenditures	915,339			
Lease Purchase: EPC	1,204,921			
Less: Bldg Aid	(2,164,097)			+ \$ 6,500,105
PENSIONS	Salary Base	Rate	Exemptions	
TRS			N/A	
ERS			N/A	+ \$ -
TAX LEVY LIMIT WITH EXCLUSIONS:				\$ 117,107,287
TAX CAP LIMIT:				\$ 3,173,211
				2.79%



As of March 1, 2022



# Contingency Budget



CCSD Contingency  
Reduction: **\$3,173,211**

- Reduce Instructional Personnel
- Reduce Non-Instructional Personnel
- Defer Building Repairs
- Use additional fund balance



# **Enrollment Projections & Sections**

# Class Size - District Thresholds

Grade Level	Threshold
K	20 Students
1	23 Students
2-4	25 Students
5-12	28 Students

Negotiated between CCT & ADM  
Approved by the BOE



# Elementary School Sections



**CHAPPAQUA**  
Central School District

Building	Grade	2021-2022				2022-2023		
		Enrollment	Section	Avg. Class Size		Projected Enrollment	Estimated Sections	Avg. Class Size
DG	K	86	5	17.2		81	4	20.3
	1	79	4	19.8		86	4	21.5
	2	75	4	18.8		79	4	19.8
	3	118	5	23.6		75	4	18.8
	4	95	5	19.0		118	5	23.6
	Total	453	23			439	21	
RB	K	89	5	17.8		81	4	20.2
	1	86	4	21.5		89	4	22.3
	2	93	4	23.3		86	4	21.5
	3	73	4	18.3		93	4	23.3
	4	87	4	21.8		73	3	24.3
	Total	428	21			422	19	
WO	K	74	4	18.5		73	4	18.3
	1	92	4	23.0		74	4	18.5
	2	71	3	23.7		92	4	23.0
	3	96	5	19.2		71	3	23.7
	4	80	4	20.0		96	4	24.0
	Total	413	20			406	19	
Total ES		1294	64			1267	59	

*-Class Sections are subject to change based on actual enrollment & are finalized in the summer*

# Middle School Sections



**CHAPPAQUA**  
Central School District

<u>Building</u>	<u>Grade</u>	<u>2021-2022</u>				<u>2022-2023</u>		
		<u>Enrollment</u>	<u>Section</u>	<u>Avg. Class Size</u>		<u>Projected Enrollment</u>	<u>Estimated Sections</u>	<u>Avg. Class Size</u>
<b>Bell</b>	5	143	6	23.8		147	6	24.5
	6	153	8	19.1		143	6	23.8
	7	133	6	22.2		153	8	19.1
	8	169	8	21.1		133	6	22.2
	<b>Total</b>	<b>598</b>	<b>28</b>			<b>576</b>	<b>26</b>	
<b>SB</b>	5	124	6	20.7		114	6	19.0
	6	130	6	21.7		124	6	20.7
	7	118	6	19.7		130	6	21.7
	8	156	8	19.5		118	6	19.7
	<b>Total</b>	<b>528</b>	<b>26</b>			<b>486</b>	<b>24</b>	
<b>Total MS</b>		<b>1126</b>	<b>54</b>			<b>1062</b>	<b>50</b>	



# High School Sections

HGHS Grade	Current 2021-22	Projected 2022-23
9	279	325
10	293	279
11	268	293
12	299	268
<b>Total</b>	<b>1139</b>	<b>1165</b>



**CHAPPAQUA**  
Central School District

Class Size Impact	2021-2022		2022-2023	
	Sections	Projected	Sections	Projected
English	55	20.9	55	21.2
Math	67	17.1	67	17.4
Social Studies	67	17.1	67	17.4
Science	70	16.4	70	16.6



# Budget Summary & Calendar

# Chappaqua Central School District Proposed Budget

**2022-2023 = \$133,963,411 or 2.69%**



# CCSD Budget Highlights

- Responsive to the BOE's Strategic Questions & the Strategic Coherence Plan
- Meets the 2022-23 Operating Standards
- Supports Physical, Social and Emotional Safety
- Maintains funding for Equity & Diversity Professional Development
- Adheres to our Class Size Contractual Requirements
- Maintains robust professional learning
- Adjusts personnel based on enrollment
- Maintains a budget below the tax cap to ensure that it is fiscally sustainable





# Budget Voter Information

Voter status may be checked by calling the District Clerk, Liisa Elsner, 238-7200 ext. 1002, [lielsner@chappaquaschools.org](mailto:lielsner@chappaquaschools.org), between 8:30am and 4:30pm.

To be eligible to vote on May 17, 2022, residents must be registered for general political elections or with the school district or have voted within the past four years in an election.

Registrants must be United States citizens, residents of the school district for 30 days, and 18 years of age.



# Budget Voter Information

Register on any business day at the office of the District Clerk during normal business hours up to May 12, 2022, five (5) days prior to the election.

*Applications* for absentee ballots for electing board members and voting on the 2022-23 school and library budgets may be obtained from the District Clerk or the website:

[www.chappaquaschools.org](http://www.chappaquaschools.org).

State Education Law prohibits absentee registration.





# Board of Education- Election Details

## Qualifications for Membership on the School Board

- Must be able to read and write
- Must be a qualified voter of the District; that is, a citizen of the US, at least 18 years of age or older, and not adjudged to be an incompetent (A convicted felon is barred from running for a seat on a board of education if his or her maximum prison sentence has not expired or if he or she has not been pardoned or discharged from parole).
- Must be and have been a resident (but not necessarily taxpayer) of the District for a continuous and uninterrupted period of at least one year
- May not have been removed from any school district office within the preceding year
- May not reside with another member of the same school board as a member of the same family
- May not be a current employee of the school board
- May not simultaneously hold another incompatible public office

Anyone interested in running for the Board of Education should contact Liisa Elsner, District Clerk at 238-7200 x1002 to obtain a petition. The deadline for filing the petition is 5:00 p.m. on April 18, 2022.

## **3 Open Seats on the CCSD BOE**





Two Seats = three year terms beginning on July 1st

One Seat = one year term that begins May 18th

\*seat placement is based on vote count\*



# Budget Calendar

Event	Date
Budget Preview	Jan. 12, 2022 
Superintendent's Budget Recommendation	March 2, 2022 
Component Budgets	March 15, 2022: Curriculum, Technology, Special Education, Athletics
	March 23, 2022: Operations & Maintenance, Non-Instructional Budget, Revenue, Tax Rate, Contingency Budget 
PTA Budget Forum	March 28, 2022 (6PM via Zoom) 
Budget Adoption	April 6, 2022
Budget Hearing	May 4, 2022
Public Library Budget	May 4, 2022
Budget Vote	May 17, 2022

# Budget Comments

	EMAIL	PHONE
Board of Education	<a href="mailto:board@chappaquaschools.org">board@chappaquaschools.org</a>	
Christine Ackerman, Superintendent	<a href="mailto:chackerman@chappaquaschools.org">chackerman@chappaquaschools.org</a>	914-238-7200 ext.1002
Andrew Lennon, Assistant Superintendent for Business	<a href="mailto:anlennon@chappaquaschools.org">anlennon@chappaquaschools.org</a>	914-238-7200 ext.1006



# Questions from the Community