

STUDENT FINANCIAL AID

HOW TO FUND YOUR STUDENTS EDUCATION



2024-2025 FAFSA IMPORTANT INFORMATION

- Scheduled to be released by December 31, 2023 but is usually available Oct. 1st
- FAFSA is being completely revamped to simplify the process
- **2022 Tax Year/Income will be transferred to FAFSA electronically**
- “Contributor” is anyone who is required to provide information on a student’s FAFSA (i.e. - biological or adoptive parent, stepparent)
 - Must have their own email to create own FSA ID to sign the application & give consent to use Federal Tax Information (refusal will result in student not being eligible for aid)
 - Divorced Parents - the parent that contributes most to the student’s living expenses is the parent that will contribute their information to the student’s FAFSA
- Yearly priority deadline is **MARCH 2nd**
- ALL students & parents will need an FSA ID (signature page no longer available) to create an account & sign the application

****SIDE NOTE:** CSS PROFILE (<https://cssprofile.collegeboard.org/>) must also be completed for students applying to a private or out-of-state school that is on the Participating Institutions list**

KEY CHANGE & NEW TERM: “CONTRIBUTOR”

A Contributor is anyone who is required to provide information on a student's FAFSA, including:

- The student
- A biological or adoptive parent
- Parent's spouse (stepparent)

A Contributor is **NOT**:

- Grandparents
- Foster parents
- Legal guardians
- Brothers & sisters
- Aunts or Uncles

Students or parents “invite” contributors to complete their portion of the FAFSA form by entering the contributor's”

- Name
- Date of Birth
- Social Security Number (SSN not ITIN)
- Email Address

STEPS FOR CONTRIBUTORS

1. **Email sent to contributor** - contributor receives an email informing them that they have been identified as a contributor
2. **Contributor creates account** - contributor creates a Studentaid.gov account if they do not have one
3. **Contributor login** - contributor logs into the account using their FSA ID username & password
4. **Contributor reviews info** - contributor reviews the information about completing their section of the FAFSA
5. **Contributor provides info.** - contributor provides the required info on the student's FAFSA form

CONTRIBUTORS (cont)

- All contributors must have their own individual email account in order to create an FSA ID, sign FAFSA app & give consent to use Federal Tax Information
- Individuals without a SSN will complete a knowledge-based identity verification process (i.e. - undocumented parents/stepparents)
- Being a contributor doesn't implicate financial responsibility but if a required contributor refuses to provide their information, it will result in an incomplete FAFSA & student will not be eligible for aid

DIRECT DATA EXCHANGE WITH IRS

All students & contributors must provide consent to:

- Have their 2022 federal tax information transferred directly onto the FAFSA via Direct Data Exchange with the IRS to determine the student's eligibility for federal student aid
- Allow U.S. Dept. of Education to share their information with postsecondary institutions for use in awarding & administering financial aid

NOTE: Even if students or contributors don't have a SSN, didn't file taxes, or filed taxes out the US, they still need to provide consent



24 - 25 FAFSA Q & A RESOURCE

https://www.youtube.com/playlist?list=PLtr3wy4M_CJ2Hrd0UwCAWJOgOPu8I_ZLf



2024-25 FAFSA FAQs

Federal Student Aid

5 videos • 61,206 views • Last updated on Nov 7, 2023



▶ Play all

🔀 Shuffle

The Free Application for Federal Student Aid (FAFSA®) form gives you access to the largest source of financial aid—federal student aid. Check out this playlist to find answers to common questions to help you get ready for the 2024-25 FAFSA form. For more answers about the FAFSA process, visit [StudentAid.gov](https://studentaid.gov).



What is FAFSA®?

Federal Student Aid • 25K views • 1 month ago



What's Changed for the 2024-25 FAFSA® Form?

Federal Student Aid • 85K views • 2 months ago



Who is a Contributor on the 2024-25 FAFSA® Form?

Federal Student Aid • 30K views • 1 month ago



Why Do My Contributors and I Need Our Own StudentAid.gov Accounts for the 2024-25 FAFSA® Form?

Federal Student Aid • 15K views • 4 weeks ago



What Does It Mean To Provide Consent and Approval on the 2024-25 FAFSA® Form?

Federal Student Aid • 10K views • 4 weeks ago

WHAT IS FINANCIAL AID?

- Funds (federal, state and/or institutional) provided to a student to help pay for expenses associated with a post-secondary education.
- Must fill out the **FAFSA** (Free Application for Federal Student Aid) or **CADAA** (California Dream Act Application) to qualify for aid

ELIGIBILITY REQUIREMENTS:

FAFSA

- Must be enrolled in an eligible program of study (must be making progress toward a degree, certificate, or other recognized credential)
- U.S. citizen, permanent resident, eligible non-citizen or T-visa holder
- Must have a High School Diploma or GED

CADAA

- Must be enrolled in an eligible program of study (must be making progress toward a degree, certificate, or other recognized credential)
- Undocumented, expired DACA, U-visa holder or have Temporary Protected Status (TPS)
- Meet non-resident exemption requirements under AB 540, SB 2000. SB 68 (at least 3 years of education in CA)
- Must have a high school diploma or GED

HOW IS FINANCIAL AID DETERMINED?

Cost of Attendance (COA)

- Student Aid Index (SAI)

- Other Financial Assistance (OFA)

= Financial Need

(will vary based on the COA of your college)

HOW IS FINANCIAL AID DETERMINED? (cont.)

Cost of Attendance (COA)

- Direct Costs
 - Tuition
 - Campus Fees
 - Room & Board
- Indirect Costs
 - Books, course materials, supplies & equipment
 - Transportation
 - Misc./Personal

Other Financial Assistance (OFA)

- Outside scholarships or financial awards

Student Aid Index (SAI)

- SAI is an eligibility index number that a college or career school's financial aid office uses to determine how much federal student aid the student would receive if the student attended the school
- Stays consistent regardless of college attended
- Consists of two components
 - Parent Contribution
 - Student Contribution

FOUR TYPES OF FINANCIAL AID

1. Grants (**FREE \$**)
2. Student Loans (\$ have to pay back)
3. Work Study (**FREE \$**)
4. Scholarships (**FREE \$**)

1. GRANTS (FREE \$\$)

Federal Grants

- Pell Grant
- Federal Supplemental Educational Opportunity Grant (FSEOG)
- Teach Grant
- Iraq & Afghanistan Service Award

CSU Grants

- State University Grant Program
- Educational Opportunity Program (EOP)

State Grants

- Cal Grant Program-
 - Grant A - Fees
 - Cal Grant B - Fee & Access
 - Cal Grant B for Foster Youth (expands to 8 years)
- Students with Dependent Children Program
- Chafee Foster Youth Grant Program
- Golden State Teacher Grant Program
- CA Dream Act Employment Program (LEAP) - UC, CSU & CCC only

NOTE: students will only receive one fee paying grant; either Cal Grant, State Univ Grant or Fee Waiver

CALIFORNIA STUDENT AID COMMISSION
FOR NEW CAL GRANT APPLICANTS
and
RENEWING CAL GRANT RECIPIENTS

2024-25 CAL GRANT PROGRAM INCOME CEILINGS		
	Cal Grant A	Cal Grant B
Dependent students and Independent students with dependents other than a spouse	10th - 11th Unweighted GPA of 3.0+	10th - 11th Unweighted GPA of 2.0-2.99
<u>Family size:</u>		
Six or more	\$151,600	\$83,300
Five	\$140,600	\$77,100
Four	\$131,200	\$69,000
Three	\$120,700	\$62,000
Two	\$117,900	\$55,000
Independent students		
Single, no dependents	\$48,100	\$48,100
Married, no other dependents	\$55,000	\$55,000

2024-25 CAL GRANT PROGRAM ASSET CEILINGS	
Dependent students ¹	\$101,500
Independent students ²	\$48,300

¹ This ceiling also applies to independent students with dependents other than a spouse.

² Independent single student with no dependents, or married with no dependents other than a spouse.

2. LOANS

Federal Direct Loans

- Subsidized Loans - interest is paid by US Dept. of Ed
- Unsubsidized Loans - student pays the interest
- Plus Loans (for parents)

UC/CSU Loans

- Dream Loan - available to undocumented AB 540 students at a CSU or UC only

Why Get Federal Student Loans?

- Lower fixed rates
- Flexible repayment options
- Variety of benefits that can't be found with traditional loans

3. WORK STUDY

- Allows student to earn money to assist in meeting educational costs
 - Federal Work-Study
 - Cal Works Work-Study
 - Institutional Jobs (Student Assistants)
- Provides funds through a paycheck
- **Must mark “YES” to work study question on the FAFSA**
- Amount depends on funds available at college/university

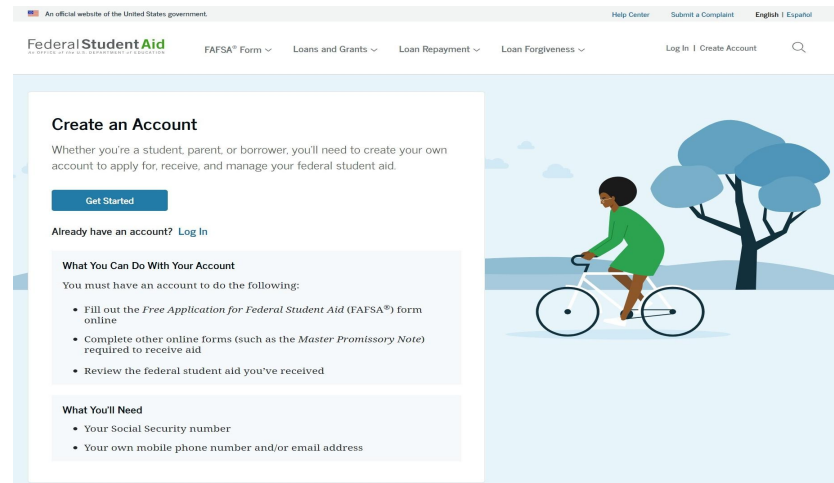
4. SCHOLARSHIPS

- Middle Class Scholarship - UC & CSU Only
 - Family income and assets is between 100k - 226k
 - Award cannot be over need or COA
- Scholarship Bulletin & Applications available on CCC & webpage
- Merit/University Scholarships
 - Scholarships based on students GPA and/or SAT/ACT scores
 - Check out schools websites for incoming or first-time freshman scholarships
- Scholarship Websites – www.fastweb.com, www.studentscholarships.org, www.hsf.org
- Corporate Scholarships – Coca Cola, Taco Bell, KFC, McDonald's, etc.

HOW TO APPLY FOR FINANCIAL AID

2024 - 2025 FREE Application for Federal Student Aid (FAFSA) & California Dream Act Application (CADAA)

- Opens by 12/31/23 this year but usually opens October 1st (yearly date)
- Priority Deadline is March 2nd (yearly date)
- Will be reporting 2 years prior income - 2022 **NOT** 2023
- Apply online only at www.fafsa.gov or <https://dream.csac.ca.gov/>
- In addition the CSS Profile will be required for some private and/or out-of-state schools (www.cssprofile.org)
- Create a FSA ID (<https://studentaid.gov/fsa-id/create-account/launch>)



An official website of the United States government. Help Center English | Español

FederalStudentAid
an OFFICE of the U.S. DEPARTMENT of EDUCATION

FAFSA ▾ Loans & Grants ▾ Repayment ▾ Loan Forgiveness ▾

Log In | Create Account

Get Money to Pay for School

Use the Free Application for Federal Student Aid (FAFSA®) form to apply for financial aid for college or graduate school.

2024-25 FAFSA Form

[Start a New Form](#) [Edit Existing Form](#)

Need to access last year's form? [Start or Edit a 2023-24 Form](#)

Check FAFSA® Deadlines for the State You Live In

Some states and colleges use FAFSA information to award their own grants, scholarships, and loans. Check your state's deadlines here!

School Year State of Residence [Find Deadlines](#)

[View All FAFSA Deadlines](#)

Who Should Complete This?

Any student, regardless of income, who wants to be considered for federal, state, and school financial aid programs, which includes scholarships, grants, loans, and Federal work-study.

How Long Will it Take?

It takes most people less than an hour to complete, including gathering any documents or data needed.

What Do I Need?

- Verified StudentAid.gov account
- Social Security Number
- Parent or spouse contributor email addresses
- Income and asset information, if required

CA.GOV California Student Aid Commission

Home | CA.GOV | CSAC.CA.GOV | Privacy Policy | Help

CALIFORNIA DREAM ACT Apply by March 2

The California Dream Act Application allows students enrolled in eligible California Colleges, Universities and Career Education Programs to apply for state financial aid. This application is unrelated to the federal Deferred Action for Childhood Arrivals (DACA) program.

Check out our California Dream Act information & resources.

NEW to the CA Dream Act? First Time User?

- * Start a NEW application
- * Get Started!

[Start](#)

Returning User to CA Dream Act?

- * Complete a saved application
- * Make a correction to your application
- * Renew your application
- * Add a school

[Login](#)

Submit Parent Signature

- * Request a Parent PIN
- * Forgot your Parent PIN?
- * Sign the Student Application

[Parent Signature](#)

The California Student Aid Commission has strict security and confidentiality policies and procedures in place to **protect the integrity and confidentiality of student records**. The California Student Aid Commission has not now, or in the past, shared any information which would indicate a student's immigration status, either documented or undocumented. The California Student Aid Commission also adheres to the Family Educational Rights and Privacy Act (FERPA) (20 U.S.C. § 1232g; 34 CFR Part 99), a Federal law that protects the privacy of student education records.

Pursuant to section 502 of the California Penal Code and Public Law 99-474, Title 18, United States Code unauthorized access to applicant information will be prosecuted to the fullest extent of the law.

Copyright © 2013 State of California DA.SID.1 CA.GOV CSAC.CA.GOV Contact Us Privacy Policy Terms of Use Help

Log In ⇨

Email, Phone, or FSA ID Username

test595011023 **DO NOT USE SCHOOL EMAIL**

Password

Show Password

Log In

[Forgot My Username](#)

[Forgot My Password](#)

[Create an Account](#)

S
T
U
D
E
N
T

Do you have a social security number?

☐ Yes ☐ No

Continue ➡

Understanding the FAFSA® Form

1 of 4

What is the FAFSA® form?

Use the *Free Application for Federal Student Aid* (FAFSA®) form to apply for grants, scholarships, work-study funds, and loans for college or graduate school.



Understanding the FAFSA® Form

2 of 4

Contributors to the FAFSA® Form



Parents or Spouses

Your answers on the FAFSA form will determine if any contributors need to be identified. These contributors will complete their own sections of the form and are asked to provide personal and financial information, but will not become financially responsible for your education.



How to Invite

Contributors will need to log in with their own FSA ID to provide their information. To invite a contributor to your FAFSA form, you'll need to provide their name, date of birth, Social Security number, and email address.

Information or Documents You May Need

You might need the following information or documents as you fill out the FAFSA form:

- Tax returns
- Records of child support received
- Current balances of cash, savings, and checking accounts
- Net worth of investments, businesses, and farms

Understanding the FAFSA® Form

4 of 4

After Submitting the FAFSA® Form

After submission, you'll need to check on the status of your FAFSA® form and make corrections, if required.

→ Your form will be processed in 1–3 days.

→ You'll receive a FAFSA Submission Summary. It will include the Student Aid Index (SAI), a number used to determine federal student aid eligibility.

→ Schools will use your SAI to create your financial aid offer that explains the types and amounts of aid they are offering you. Most schools will wait to send you an aid offer only after they accept you for admission.

Understanding the FAFSA® Form

3 of 4

What To Expect

How long will this take? **1 hour**

Every contributor must provide consent for you to be eligible for federal student aid. With your consent, we can obtain your federal tax information automatically from the IRS to help you complete the FAFSA® form. You can save the form and return to it later if you need more time.

Do you meet the eligibility criteria below?

Yes

Continue

1. Satisfaction of either of the following:

- A. High school attendance in California for three or more years, **OR**
- B. Attainment of credits earned in California from a California high school equivalent to three or more years of full-time high school coursework and a total of three or more years of attendance in California elementary schools, California secondary schools, or a combination of those schools. **OR**
- C. Attainment of credits earned at a California adult school, **OR**
- D. Credits earned at a California Community College, **OR**
- E. A combination of the schools listed above

- 2. Graduated or will graduate from a California high school, **OR** attainment of General Education Development (GED), High School Equivalency Test (HiSET), or Test Assessing Secondary Completion (TASC), **OR** Attainment of an associate degree from a California Community College, **OR** Fulfillment of minimum transfer requirements from a California Community College to a University of California or California state University, **AND**
- 3. Will register or enroll in an accredited and qualifying California college or university, **AND**
- 4. If applicable, complete(d) an affidavit to legalize immigration status as soon as you are eligible, **AND**
- 5. Do not hold a valid non-immigrant visa (F, J, H, L, A, B, C, D, E, etc.) *

*If you have Temporary Protected Status or hold a U Visa select "Yes"

Based on the responses you provided, you **are** eligible to file a California Dream Act Application.

Click the link below to begin your California Dream Act Application

Start Application

S
T
U
D
E
N
T

S
T
U
D
E
N
T



FORM
2024-25

Student Raya Tran

Save

FAFSA Menu



Student Identity Information

Review the information below and verify that it's correct before moving forward.

Name

Raya A. Tran

Date of Birth

05/05/1995

Social Security Number

***-**-1234

Email Address

rayaatan@gmail.com

Mobile Phone Number

(555) 555-5555

To update this information for all federal student aid communications, go to [Account Settings](#).

Confirm Information



Please confirm that the following information is correct. Errors in this information may delay or prevent the determination of your financial eligibility.

Student Information

First Name STUDENT

Last Name TESTER

Date of Birth 07/07/1984

Student Address

Mailing Address 123 TESTER ST.

City SACRAMENTO

State CA

Zip Code 95820

Student Contact

Email Address STESTER@TEST.COM

Cancel

OK

Provide Consent or Be Ineligible for Federal Student Aid

Summary

Your consent is needed to retrieve and disclose federal tax information (FTI). With your consent, we can obtain tax return information automatically from the IRS to help you complete the FAFSA[®] form. If you don't provide consent, you will not be eligible for federal student aid, including grants and loans. You must provide consent even if you didn't file a U.S. federal tax return or any tax return at all.

→ Get your 2022 tax return information for the 2024-25 FAFSA form.

→ Tax return information is required to complete the FAFSA form.

→ FTI is used to determine your eligibility for federal student aid.

Under penalty of law, I certify that I am the individual associated with the FSA ID log-in credentials used to access the FAFSA form to provide the necessary approval and consent for the disclosure and use of my federal tax information (FTI) from the U.S. Department of the Treasury. By accepting below, I approve and consent to:

- The U.S. Department of Education to disclose my Social Security number, last name, and date of birth to the U.S. Department of the Treasury in order to obtain my FTI only for the purpose of determining the eligibility for, and the amount of, federal student aid for myself or of others for which I participated and shared my FTI by a program authorized under subpart 1 of Part A, Part C, or Part D of Title IV of the *Higher Education Act of 1965*, as amended.
- The use of my FTI by U.S. Department of Education officials and contractors (as defined in 26 U.S.C. § 6103(d)(13)), only for the purpose of determining the eligibility for, and amount of, federal student aid for myself or of others for which I participated and shared my FTI by a program authorized under Title IV of the *Higher Education Act of 1965*, as amended.
- The U.S. Department of Education to redisclose my FTI received from the U.S. Department of the Treasury pursuant to 26 U.S.C. 6103(d)(13)(D)(iii), which includes:
 - institutions of higher education participating in the federal student aid programs authorized under the *Higher Education Act of 1965*, as amended;
 - state higher education agencies; and
 - scholarship organizations designated prior to Dec. 19, 2019, by the Secretary of Education.
- The use of my FTI for the application, award, and administration of student aid awarded by the federal government, institutions of higher education, state higher education agencies, and designated scholarship organizations.
- The redisclosure of my FTI to any future 2024-25 FAFSA forms for which I elect to participate (e.g., if I elect to participate in my child's FAFSA form or to complete my own FAFSA form after participating in another FAFSA form). My FTI will be redisclosed to these additional applications upon my affirmation to participate. I understand that I may decline an invitation to participate, which will prevent the transfer of my FTI to that FAFSA form.

By approving and consenting, I further understand:

- My approval and consent are a condition of my eligibility or of others for which I have participated and shared my FTI for federal student aid, even if I did not file a U.S. federal tax return.
- FTI received from the U.S. Department of Treasury will supersede any manually entered financial or income information on the FAFSA form.
- The U.S. Department of Education may request updated tax information from the U.S. Department of Treasury once consent is provided. If FTI has changed (e.g., amended tax return filed with revised FTI), then eligibility for and amounts of federal, state, and institutional financial aid may change.
- If I do not approve and consent to the disclosure of my FTI, the U.S. Department of Education will be unable to calculate my eligibility for federal student aid or the eligibility of others who have requested that I share my FTI on their FAFSA form.
- I am permitted to revoke my approval and consent for the disclosure and use of my FTI, as outlined herein, at StudentAid.gov. However, by revoking such approval and consent, neither I nor other applicants for which I participated and shared my FTI will be eligible for future federal student aid and/or other financial aid program that used FTI to make determinations for eligibility of aid awarded by an institution of higher education, state higher education agency, or other designated scholarship organization.

Frequently Asked Questions

Who should provide consent?

If I'm married and didn't file a joint tax return with my current spouse, does my spouse have to provide consent for you to access their tax information?

What happens after I provide consent?

What happens if I revoke consent?

What happens if I decline consent?

Select "Approve" to consent to using your tax information to determine your eligibility for federal student aid. If you select "Decline," you will not be eligible for federal student aid.

Previous

Decline

Approve



Student Marital Status

☒ Single (Never Married)☐ Married (not Separated)☐ Remarried☐ Separated☐ Divorced☐ Widowed

Previous

Continue

CA Dream Application

Academic Year 2018 - 2019

Instructions

Student

Dependency

Parent

Signature

Confirmation

CalSAR

Welcome to your California Dream Act Application! Read these 9 tips first:

1. Questions with an asterisk (*) require an answer.
2. Applicants must save their application data in order to not have the session expire within 30 minutes. All data will be lost if the application is not saved.
3. The red text throughout the CA Dream Act Application means further action is required from you.
4. Based on your answers to questions, this application may skip questions that are not required.
5. Use the tabs above or the Next & Previous buttons below to move through your application. Do not use your web browser's Back or Forward buttons.
6. Make sure you **submit your application** when complete. **Saving your application** is not the same as **submitting** your application. Only **submitted applications** can be processed for financial aid.
7. After you have hit the **submit** button, if you need to make changes, your wait time is a maximum of 24 hours to modify your submitted application.
8. You will see help screens pop up throughout the application. View full [line by line instructions on the 2018-19 application](#).
9. You do not have to file taxes in order to complete the application. However, if you will file taxes, but haven't done so yet, you can submit your CA Dream Act Application now using estimated tax information, and then correct that information after you file your return.

Save Application

Click Next to begin your application!

Next ➔

FAFSA FORM 2024-25 Student Raya Tran

Save FAFSA Menu

1 Personal Circumstances 2 Demographics 3 Financials 4 Colleges 5 Signature

Invite Parents to your FAFSA® Form

You will need to provide information for your parents
Based on your answers in the previous section, you'll need to provide information about both of your parents on your FAFSA form. You can invite your family members to your form to help you complete all required sections.

Enter names of parents, identified on the prior page, and we'll send electronic requests on your behalf.

Please make sure to provide information that your parents would use to login to StudentAid.gov.

Parent

First Name
Alcina

Last Name
Tran

Date of Birth
Month Day Year
05 05 1973

Parent Spouse
optional

First Name

Last Name

Date of Birth
Month Day Year

Social Security Number (SSN)

SHOW ⓘ

☐ My parent doesn't have a SSN

Email Address
alcinatran@school.edu

Confirm Email Address
alcinatran@school.edu

Invite Parent

Social Security Number (SSN)

HIDE ⓘ

☐ My parent doesn't have a SSN

Email Address

Confirm Email Address

Invite Parent

Previous Continue

CA .GOV California Student Aid Commission

Home CA.GOV CSAC.CA.GOV Privacy Policy Help

Welcome Jon Waldrep Logout

CA Dream Application

Academic Year 2018 - 2019

Instructions Student Dependency Parent Signature Confirmation CaISAR

86) What was or will be your parents' tax filing status for 2016? Married-filed joint return

87) If your parents filed an IRS 1040, were they eligible to file a 1040A or 1040EZ? Yes

88) As of today, are either of your parents a dislocated worker? No

89) What was your parents' adjusted gross income for 2016? Adjusted gross income is on IRS Form 1040—line 37; 1040A—line 21; or 1040EZ—line 4. \$ 62,000.00

90) Enter the amount of your parent's income tax for 2016. Income tax amount is on IRS Form 1040 - line 56 minus line 46; 1040A - line 28 minus line 36; or 1040EZ line 10. \$ 62,000.00

91) Enter parents' exemptions for 2016. Exemptions are on IRS Form 1040—line 6d or Form 1040A—line 6d. For Form 1040 EZ, see help text to the right. 2

Questions 92-93 ask about earnings (wages, salaries, tips, etc.) in 2016. Answer the questions whether or not a tax return was filed. This information may be on the W-2 forms or on the tax returns listed in question 85: IRS Form 1040—lines 7 + 12 + 18 + Box 14 (Code A) or IRS Schedule K-1 (Form 1065); on 1040A—line 7; or 1040EZ—line 1. If any individual earning item is negative, do not include that item in your calculation.

Save Application

Help and Hints

Parents' 2016 Exemptions Claimed

Enter your parents' exemptions for 2016.

If your parents filed:

- IRS Form 1040 - Use Line: 6d
- IRS Form 1040A - Use Line: 6d
- IRS Form 1040EZ and did not check either box on line 5, enter 1 (one) if they are single or 2 (two) if they are married.
- IRS Form 1040EZ and checked either the "You" or "Spouse" box on line 5, use line F on the EZ worksheet to determine the number of exemptions

Copyright © 2013 State of California DA.SID.1 CA.GOV CSAC.CA.GOV Contact Us Privacy Policy Terms of Use Help

FAFSA FORM 2024-25 Student: Raya Tran

Save FAFSA Menu

Personal Circumstances Demographics Financials Colleges Signature

High School Information

From what high school did or will the student graduate?

State: New York (NY)

City: Brooklyn

High School Name - optional: Brown HS

Brown High School

Q Search

Previous Continue

FAFSA FORM 2024-25 Student: Raya Tran

Save FAFSA Menu

Personal Circumstances Demographics Financials Colleges Signature

High School Information

From what high school did or will the student graduate?

State: New York (NY)

City: Brooklyn

High School Name - optional: Brown High School

Brown High School

Q Search

Previous Continue

CA .GOV California Student Aid Commission

Home CA.GOV CSAC.CA.GOV Privacy Policy Help

Welcome Jon Waldrep Logout

CA Dream Application

Academic Year 2018 - 2019

Instructions Student Dependency Parent Signature Confirmation CalSAR

25) Parent 2-What is the highest level of education your Parent 2 completed? --- SELECT ---

26) * What will your high school completion status be when you begin college in the 2018-2019 school year? High School Diploma

27) School Details

What is the name of your high school? SAN GABRIEL HIGH SCHOOL

* High School State: CALIFORNIA

* High School City: SAN GABRIEL City not in list

* High School Name: SAN GABRIEL HIGH SCHOOL School not in list

Click on your school below.

School Name	City
SAN GABRIEL HIGH SCHOOL	SAN GABRIEL

Save Application

Help and Hints

Type of Degree/Certificate

Select the degree or certificate that you will be working toward during the 2018-2019 school year.

If your degree or certificate does not fit into any of the categories listed or if you are undecided, select Other/undecided from the list.

FAFSA FORM 2024-25 Student: Raya Tran

Save FAFSA Menu

Personal Circumstances Demographics Financials Colleges Signature

Student College or Career School Plans

When the student begins the 2024-25 school year, what will their college grade level be?

☒ First Year (freshman)

☐ Second Year (sophomore)

☐ Other undergraduate (junior or senior)

☐ College graduate, professional, or beyond (MBA, M.D., Ph.D., etc.)

When the student begins the 2024-25 school year, will they have their first bachelor's degree?

☐ Yes ☒ No

Previous Continue

Instructions Student Dependency Parent Signature Confirmation CalSAR

* High School Name: SAN GABRIEL HIGH SCHOOL School not in list

28) * Will you have your first bachelor's degree before you begin the 2018-2019 school year? Yes No

29) * What will your grade level be when you begin the 2018-2019 school year? Never attended college/1st yr.

30) * What degree or certificate will you be working on when you begin the 2018-2019 school year? 1st Bachelor degree

Answer questions 32-59 about yourself (the Student). If you are single, separated, divorced or widowed, answer only about yourself. If you are married as of today, include information about your spouse (husband or wife). Do not include your parents in these questions.

32) * For 2016, have you completed your IRS income tax return or another tax return? --- SELECT ---

33) What income tax return did you or will you file for 2016? --- SELECT ---

34) What was or will be your tax filing status for 2016? --- SELECT ---

35) If you filed a 1040, were you eligible to file a 1040A or 1040EZ? --- SELECT ---

FAFSA FORM 2024-25 Student: Raya Tran Save FAFSA Menu

Personal Circumstances Demographics Financials Colleges Signature

Where should we send your FAFSA?

Search for the colleges to which you'd like to send your FAFSA information.

You can add up to 20 colleges to your FAFSA form.

0 of 20 Schools Selected View Selected Schools

Search by School Name Search by School Code

State:

California (CA)

School Name - optional

Rice University Federal School Code: B09773

Rhodes College Federal School Code: E89235

Smith College Federal School Code: G92383

Macalester College Federal School Code: G38412

Wellesley College Federal School Code: F09983

Search and Select Schools

< Previous 1 2 3 4 5 Next >

✓ 4 of 20 schools have been selected

FAFSA FORM 2024-25 Student: Raya Tran Save FAFSA Menu

Personal Circumstances Demographics Financials Colleges Signature

Selected Colleges

These are the colleges you want to receive your FAFSA information

To change the position of a school in your list, use the up and down arrow buttons to the left of the schools name.

School list guidelines for Connecticut residents

To be eligible for state grant aid in Connecticut, you must list an eligible in-state college within the first 2 positions. If you update your school choices later, please notify your state agency by sending an email to sfa@ctobe.org

12 of 20 Schools Selected

Showing 1 to 10 of 12

1	University of California Northridge, CA	Federal School Code: G03453	<input type="button" value="Remove"/>	<input type="button" value="View Info"/>
2	University of California Northridge, CA	Federal School Code: G03453	<input type="button" value="Remove"/>	<input type="button" value="View Info"/>
3	University of California Northridge, CA	Federal School Code: G03453	<input type="button" value="Remove"/>	<input type="button" value="View Info"/>

Instructions Student Dependency Parent Signature Confirmation CalSAR

WUWER!

* 107) College Selection

College Search

Add College

College Name	City	USDE Code
HARVEY MUDD COLLEGE	CLAREMONT	00117100

College Name	USDE Code	Housing Plans
CSU SACRAMENTO	00115000	On campus <input type="button" value="x"/>
AMERICAN RIVER COLLEGE	00123200	Off campus <input type="button" value="x"/>
UNIV OF CA - DAVIS	00131300	On campus <input type="button" value="x"/>
HARVEY MUDD COLLEGE	00117100	On campus <input type="button" value="x"/>

Save Application

Help and Hints

Federal School Code College Search

If you don't know your college's Federal School Code:

Enter the school name in the college search field and then click the search icon. You may enter the full college name or a common abbreviation. For example, "UNIV" for University of Southern California or "Poly" for CSU Pomona - Polytechnic or CSU San Luis Obispo - Polytechnic.

Once you click Search, we will search our database and display your results in order by best match.

FAFSA®
2024-25

Student: Raya Tran

Take a moment to review before signing

Expand the sections below to review and edit the information you've entered before you sign your portion of the form.

Student Sections

- Introduction
- Personal Identifiers
- Section 1: Personal Circumstances
- Section 2: Demographics
- Section 3: Financials
- Section 4: Colleges
- Section 5: Signature

FAFSA®
2024-25

Student: Raya Tran

Personal Circumstances Demographics Financials Colleges Signature

Sign and Complete Your Part

Summary
This page confirms you understand the terms and conditions of the FAFSA form, and that you have filled it out accurately to the best of your ability.

The FAFSA form is a legal document you will electronically sign with your FSA ID. Because this is associated with your personal information, do not share it with anyone.

By signing this application electronically using your FSA ID (username and password) and/or any other credential or by signing a signature page and mailing it to us, YOU, THE STUDENT, certify that you:

- will use federal and/or state student financial aid only to pay the cost of attending an institution of higher education,
- are not in default on a federal student loan or have made satisfactory arrangements to repay it,
- do not owe money back on a federal student grant or have made satisfactory arrangements to repay it,
- will notify your school if you default on a federal student loan, and
- will not receive a Federal Pell Grant from more than one school for the same period of time.

Parent Contributor Section

This Section is Shared With 2 Contributors

Your FAFSA form is shared with the individuals listed below. You can request, manage, or remove signatures and contributions from this page or in your FAFSA form.

Parent Contributors	Date Request Sent	Status	Edit
Alicia Tran	07/13/2024	Invite Sent	
Travis Tran	07/13/2024	Invite Sent	

Previous Continue

By signing this application electronically using your username and password, and/or any other credential or by signing a signature page and mailing it to us, you certify that all of the information you provided is true and complete to the best of your knowledge and you agree, if asked to provide:

- information that will verify the accuracy of your completed form, and
- U.S. or state income tax forms that you filed or are required to file.

You also certify that you understand that the secretary of education has the authority to verify information reported on your application with the Internal Revenue Service and other federal agencies.

If you sign this application or any document related to the federal student aid programs electronically using a username and password, and/or any other credential, you certify that you are the person identified by the username and password, and/or any other credential and have not disclosed that username and password, and/or any other credential to anyone else. If you purposely give false or misleading information, you may be fined up to \$20,000, sent to prison, or both.

Sign Your FAFSA Form

☒ I, Raya Tran, agree to the terms outlined above

Cancel Submit

Instructions Student Dependency Parent Signature Confirmation CaISAR

2017 - 2018 CA Dream Act Application Confirmation Page

Parent Signature

George Lopez
CA Dream Act ID # 000012357
Selective Service: null

Transaction Date: 8/16/2016
Transaction Number: 1

Congratulations! You have successfully submitted your application. Use your CA Dream Act ID to communicate with your school and CSAC, and to renew your application next year! Always keep your email up-to-date.

Section I-Action Needed

Comment Codes	
Resolve the following issue(s): If these issue(s) remain unresolved, you may be unable to receive financial aid consideration.	001
There are issues with your CA Dream Act Application that need to be resolved before your eligibility can be determined. Be sure to read all the comment codes listed on this page, review your application and make any necessary corrections to your CA Dream Act Application.	047
Your parent DID NOT sign your CA Dream Act Application after you submitted it. At least one parent must sign to complete the CA Dream Act Application. Your parent can sign right now by clicking the green Parent Signature button at	108





You're Almost There!

The Student Section is complete!

Parent Contributors

Requirements for Dependent Students

Your FAFSA form is not complete until your parents complete the contributor section of the form and sign it. Once completed, your FAFSA form will be submitted for processing.

Parent Contributors	Date Request Sent	Status
 Alcina Tran	07/13/2024	 Edit
 Travis Tran	07/13/2024	 Edit

Track and Manage Your FAFSA Application and Your Contributors

[View Status](#)

This application has been added to My Activity in your StudentAid.gov account. Go there to:

- Review, edit, or cancel any FAFSA application information.
- Revise your household size, contact your schools.
- Start your state application to apply for state-based financial aid

Here's What You Can Do Next



Check Your Email

You will receive an email version of this page at the following email address: rayaatran@gmail.com.

Your FAFSA[®] Form Still Needs Contributor Information

The contributor(s) you selected will receive an email invitation to join your form every seven days until the application is complete.

Things You Should Know

View Your FAFSA[®] Submission Summary

Once your application is complete and submitted, you can view your FAFSA Submission Summary, a summary of the information you provided on your FAFSA form. You'll be able to access the FAFSA Submission Summary one to three days after you submit your application by logging back in with your account username and password (FSA ID).



Questions About Your Eligibility For Aid?

Visit the "FAFSA Help" page for more information.

[Get Help >](#)


We strongly recommend that your parent(s) complete their own section. If that isn't possible, you can manually provide their information, but you will not be eligible for federal student aid, including grants and loans, until they provide consent and sign the form.

[Provide Parent Information Manually >](#)

Dependent Student's Parent Email

FederalStudentAid

Help Complete [StudentFirstName]'s Form



[Contributor First Name],

[StudentFirstName] [StudentLastInitial] can't be eligible for federal student aid without your input. Help them complete the *Free Application for Federal Student Aid (FAFSA®)* form.

Providing information as a contributor does not make you financially responsible for [StudentFirstName]'s education costs. Completing the FAFSA form is how they qualify for student aid including

- Federal Pell Grants,
- federal student loans,
- state financial aid, and
- school financial aid.

[Log in with your FSA ID (account username and password) to complete your section.]

Note: Forms are deleted after 45 days of inactivity.

Don't recognize [StudentFirstName]? Read [\[help_topic title\]](#).


Log In


1 Why You Were Invited

Without your input, [StudentFirstName] won't be eligible for federal student aid.

Reasons To Finish Early


Here's why it's a good idea to finish as soon as possible:


 States and schools have different deadlines for student aid. Check the ["FAFSA® Deadlines"](#) page for more information.

 You may need extra time to make corrections after you submit.

1 Can't find [StudentFirstName]'s Form?

Read [\[help_topic title\]](#).

 Sign up for text alerts to stay updated on our grant programs, loan forgiveness programs, repayment plans, and information about your loans.



This email was sent by: Office of Federal Student Aid
U.S. Department of Education
400 Maryland Ave, SW
Washington, DC 20002, US

Please do not reply to this email. Messages sent to this email address are not monitored. If you wish to contact us, please use the [StudentAid.gov contact card](#). For more information about financial aid, visit [StudentAid.gov](#)

Student's Parent Log In & My Activity

An official website of the United States government.

Help Center Submit a Complaint English | Español

FederalStudentAid
OFFICE OF FEDERAL STUDENT AID

FAFSA® Form ▾ Loans and Grants ▾ Loan Repayment ▾ Loan Forgiveness ▾

Log In | Create Account

Log In ↔

Email, Phone, or FSA ID Username

test595011623

Password

***** Show Password

Log In

Forgot My Username | Forgot My Password


Create an Account

Help Me Log In to My Account

Help Center | Contact Us | Site Feedback

About Us Announcements Data Center Resources Forms Library

FederalStudentAid
OFFICE OF FEDERAL STUDENT AID

 Notices | usdoe.gov | vetso.gov | eed.gov | Site Feedback

An official website of the United States government.

Help Center English | Español

FederalStudentAid
OFFICE OF FEDERAL STUDENT AID

FAFSA ▾ Loans and Grants ▾ Repayment ▾ Loan Forgiveness ▾

Alcina ▾


My Activity

Currently Active

You have been requested to be a Contributor on a FAFSA for Raya Tran

The Free Application for Federal Student Aid (FAFSA) form helps students apply for federal grants, work-study, and loans.

Decline Invitation Get Started



Borrower Defense Case #07688447


Action Required

Last Updated: 06/27/2022

PSLF Application

Action Required

Last Updated: 06/22/2022

 The Peace Corps

ADDITIONAL RESOURCES:

What's New with the FAFSA Videos

<https://www.youtube.com/@FederalStudentAid>

FAFSA Line by Line Video

<https://www.youtube.com/watch?v=F3CxBRT7V8A>

FAFSA Line by Line Powerpoint Presentation

<https://fsapartners.ed.gov/knowledge-center/library/application-processing/2023-07-31/2024-25-fafsa-form-preview-presentation>

CADAA Line by Line Video

https://www.youtube.com/watch?v=ZGLNqM_bAQU

FAFSA

Federal Student Aid
fafsa.gov

INFORMATION NEEDED TO APPLY

For STUDENTS who are citizens
or Permanent Residents,
Parent(s) citizenship status
DOES NOT matter.

APPLICATION FOR SCHOOL YEAR **2024-25** OPENS IN
DECEMBER 2023

Student Information Needed

- FSA ID (To create one: <https://studentaid.gov/fsa-id/create-account/launch>)
- Full Name (must match SSN or Green Card)
- Date of Birth
- Social Security Number or Permanent Resident Number
- Email address (same email as your college application or personal email.)
- Driver's License Number (if applicable)
- If student works: Federal Income Tax Forms and W-2 all from **2022**
- List of colleges student has or will apply to

Parent Information Needed

- FSA ID (not needed for parent(s) who do not have a SSN)
- Full legal name(s) of Parent(s) or Legal Guardian(s)
- Date(s) of Birth
- Financial Information: Federal Income Tax, W-2 Forms, last paycheck if no W-2, security benefits, welfare benefits, child support received, worker's compensation benefits, etc. all from **2022**
- Email address (if applicable)
- Social Security Number (if parent has one)
- Date married, separated, divorced, or widowed (if applicable)
- Date started living in California (if they have not always lived here)

Scan the QR Code to RSVP!

<https://forms.gleC/PVDf1aVwEHMtDcK77>



January 5th, 2024 10AM-2PM
961 E. 61st Street
Los Angeles CA 90001

USC
Rossier
Center for
Funding Research,
Policy and Practice



FAFSA

Federal Student Aid
fafsa.gov

Información necesaria para aplicar

para estudiantes quien son
ciudadanos o residentes
permanentes, el estado de
ciudadanía de los padres no
importa

SOLICITUD PARA AÑO ESCOLAR **2024-25** SE ABRE EN
DICIEMBRE 2023

Información del estudiante necesaria

- FSA ID (si tienes que crear uno, ve a: studentaid.gov/fsa-id/create-account/launch)
- nombre completo (tiene que coincidir con SSN o Green Card)
- fecha de nacimiento
- número de seguro social o número de residencia permanente
- correo electrónico
- número de licencia de conducir (si lo tiene)
- si trabaja el estudiante: formularios de impuestos federales y W-2 del **2022**
- lista de colegio(s) y/o universidad(es) que ha o va a aplicar

Información de los padres necesaria

- FSA ID (si no tiene numero de seguro social, no necesita uno)
- nombre completo(s) de padre(s)
- fecha(s) de nacimiento
- información financiera: formularios de impuestos federales, formularios W-2, el último cheque de pago si no hay W-2, beneficios de seguridad, beneficios de asistencia social, manutención infantil recibida, beneficios de compensación laboral, etc. todo de lo que tenga del **2022**
- correo electrónico
- número de seguro social (si lo tiene)
- fecha que se casaron, se separaron, divorciaron, o que era viudo/a
- fecha que empezó viviendo en California (si no han vivido siempre aquí)

Escanea el código QR para confirmar tu asistencia!

<https://forms.gleC/PVDf1aVwEHMtDcK77>



January 5th, 2024 10AM-2PM
961 E. 61st Street
Los Angeles CA 90001

USC
Rossier
Center for
Funding Research,
Policy and Practice



Financial Aid Week 1/29-2/2!

WE WILL SEE YOU IN YOUR
GOV/ECON CLASSES TO WORK ON
THE FAFSA/CADAA APPLICATION

Prizes!

- Pathway ice cream party for most submissions
- Scholarship raffle
- Graduation tickets raffle
- Prom tickets raffle

Scan to submit proof of
application and be eligible
for win prizes!

January 10th - April 2nd:
Workshops in CCC during
7/8th on Wed & Thurs

For more information or help
come to the College & Career
Center



FSA ID HANDOUT

The first step to completing your FAFSA is to create an FSA ID (a username and password). Your FSA ID gives you access to Federal Student Aid's online system and serves as your legal signature. A FSA ID is required complete the FAFSA and review your federal student aid each year.

Only create an FSA ID using your own personal information and for your exclusive use.

<https://studentaid.gov/fsa-id/create-account/launch>

STUDENT INFORMATION

Personal Email	
Username	
Password	
FSA ID Backup Code	

CHALLENGE QUESTIONS

Challenge Question 1:	_____
Answer:	_____
Challenge Question 2:	_____
Answer:	_____
Challenge Question 3:	_____
Answer:	_____
Challenge Question 4:	_____
Answer:	_____

CONTRIBUTOR INFORMATION

★ PARENT 1

Email Address	
Username	
Password	
FSA ID Backup Code	

● PARENT 2

Email Address	
Username	
Password	
FSA ID Backup Code	

CHALLENGE QUESTIONS

★ Challenge Question P1:	_____
Answer P1:	_____
● Challenge Question P2:	_____
Answer P2:	_____



MULTI-FACTOR AUTHENTICATION INFORMATION

PARENT CELL PHONE		
PARENT EMAIL ADDRESS		
PARENT EMAIL PASSWORD		

APPLICATION ASSISTANCE AVAILABLE VIA WORKSHOPS & ONE-ON-ONE APPT.




Ms. Womack

College & Career Specialist
Scholarship Coordinator

swomack@lbschools.net

562.591.0581 x5140

**Visit the College &
Career Center [website](#)
for up to date
information**



College Advisor
Ms. Arielle



1-on-1 appointments



What can I help with?

- College Applications (UC, CSU, Private, Out-of-State, CC)
- Post High School Plans
- Money for College (Scholarships, FAFSA/CADAA)
- Reviewing and editing essays

Available Mon-Fri in room 801 or by email (amcpherson1@lbschools.net)

