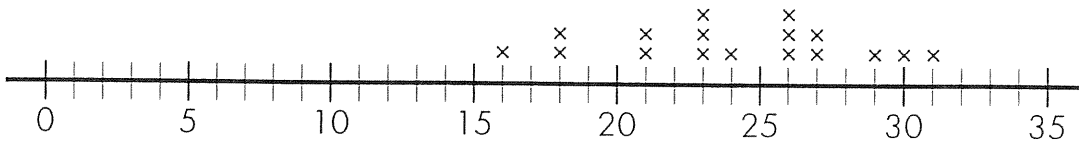
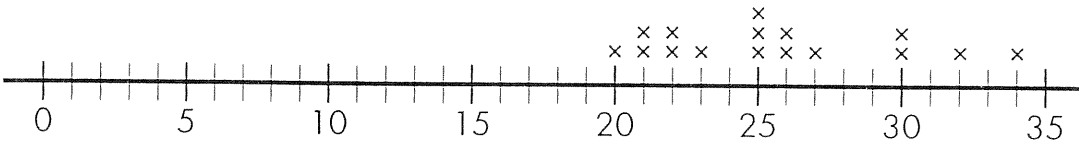


Grade 5/Unit 9 Pre-Assessment: Data analysis and Probability

Choose the correct answer.

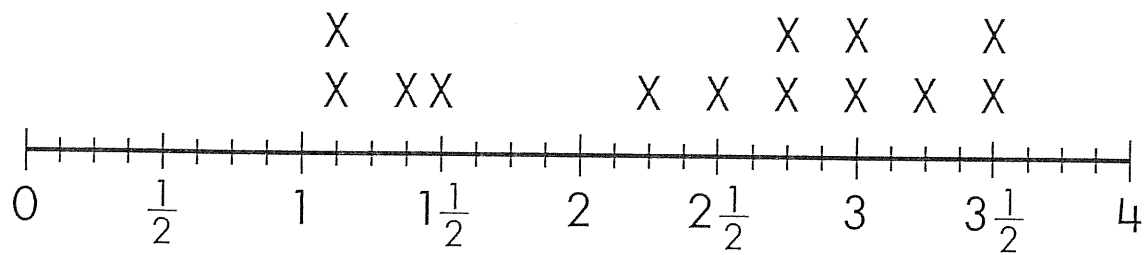
For Problems 1–5, use the line plots below. They show the number of students in each classroom at 2 schools.

King School: Classroom Sizes (number of students)**Edison School: Classroom Sizes (number of students)**

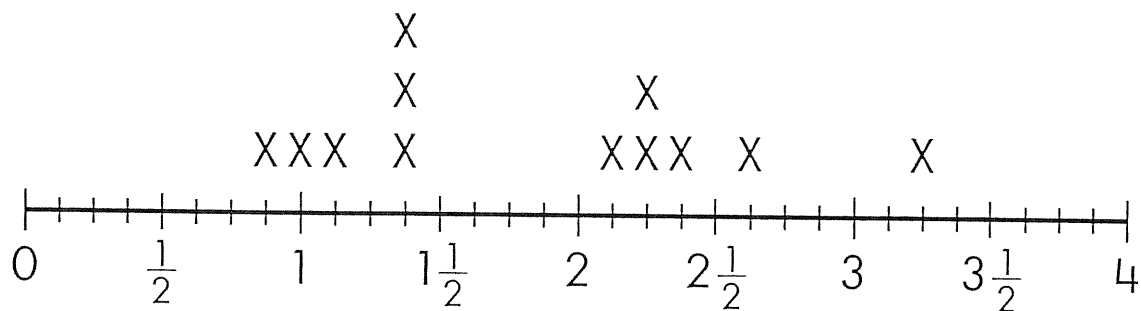
- How many classrooms at King School have 24 students?
A. 0 **B.** 1 **C.** 2 **D.** 3
- How many classrooms at Edison School have more than 30 students?
A. 4 **B.** 3 **C.** 2 **D.** 1
- What is the range of the class sizes at King School?
A. 14 **B.** 15 **C.** 16 **D.** 24
- What is the median of the class sizes at Edison School?
A. 25 **B.** 24 **C.** 14 **D.** 9
- Which school has larger classes? Explain your thinking.

Grasshopper Collections (page 1 of 2)

Olivia and Terrence collected grasshoppers for a science project. The lengths of their grasshoppers are shown in the line plots below.



Lengths of Olivia's Grasshoppers (inches)



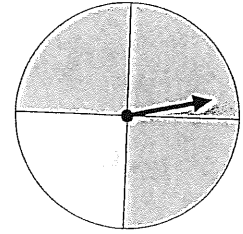
Lengths of Terrence's Grasshoppers (inches)

Solve each problem. Show your work or explain how you found each answer.

6. What is the range of the lengths of Olivia's grasshoppers?

7. What is the range of the lengths of Terrence's grasshoppers?

For Problems 8-9 use the spinner at the right.



8. What is the probability of landing on gray?

A. $\frac{1}{4}$

B. $\frac{1}{2}$

C. $\frac{2}{3}$

D. $\frac{3}{4}$

9. In 60 spins, about how many times is the spinner likely to land on gray?

A. 45

B. 30

C. 15

D. 10