

**Wylie Independent School District
Watkins Elementary School
2023-2024 Improvement Plan**



Mission Statement

Our mission is to expect success from our students while building relationships with them and their families in order to unlock their gifts and help inspire them to become lifelong learners.

Vision

The learning community of Wally W. Watkins Elementary School will focus on building relationships, unlocking gifts, expecting student success, and inspire learners.

Core Beliefs

The learning community of Wally W. Watkins believes that before children are able to learn to their full potential that a positive relationship must be established and built upon. Positive, trusting, and sincere relationships with children, parents, and staff members are the key to Wally W. Watkins student success.

Table of Contents

- Comprehensive Needs Assessment 4
 - Demographics 4
 - Student Learning 5
 - School Processes & Programs 6
 - Perceptions 7
- Priority Problem Statements 8
- Comprehensive Needs Assessment Data Documentation 9
- Goals 10
 - Goal 1: Instill community and ethical values in our students 11
 - Goal 2: Ensure academic achievement for every student through tight family partnerships, curriculum, and programs. 12
 - Goal 3: Prepare students for successful life after high school. 21
 - Goal 4: Attract, retain, and value a quality staff. 22
 - Goal 5: Manage growth in a way that ensures functional equity 27
 - Goal 6: Support student participation in extracurricular activities to promote character and academic achievement. 28
 - Goal 7: Celebrate our excellence. 29
- State Compensatory 31
 - Budget for Watkins Elementary School 32
 - Personnel for Watkins Elementary School 32
- 2023-2024 Campus Needs Assesment 32
- Campus Funding Summary 33

Comprehensive Needs Assessment

Demographics

Demographics Summary

Watkins Elementary, a fast-growing elementary school on the east side of the city of Wylie, serves about 850 students in grades kindergarten through 4th grade. The average attendance rate is 94-95%. To ensure we maintain a high rate of student attendance, we regularly communicate through letters, phone calls, and face-to-face meetings with parents.

The school's demographic student makeup is as follows:

Economic Disadvantaged- 20.48%

African American- 14.88%

White- 50.60%

Hispanic- 15.12%

Asian- 12.98%

Two or More Races- 6.43%

ELL- 11.55%

The teaching staff breakdown by ethnicity and years of experience is as follows:

African American 2%

Hispanic 5%

White 93%

Teachers by Years of Experience:

Beginning Teachers 4%

1-5 Years 19%

6-10 Years 26%

11-20 Years 32%

Over 20 Years 19%

Demographics Strengths

Our demographic strengths allow us to focus on students performing on grade level but with the potential to perform above grade level.

The majority of our staff are veteran teachers who bring a wealth of knowledge in regard to classroom management as well as curriculum and instruction. One of these veteran teachers has been identified as our campus mentor to support our new first-year teachers.

Student Learning

Student Learning Summary

Student Academic Achievement Summary

STAAR Data 2023

3rd Grade Reading 93% approaches 77% Meets 42% Masters
4th Grade Reading 96% Approaches 78% Meets 45% Masters
3rd Grade Math 90% Approaches 72% Meets 44% Masters
4th Grade Math 96% Approaches 86% Meets 53% Masters

Student Learning Strengths

4th grade math had over 50% of students scoring at a mastery level.

Both 3rd and 4th grade math and reading have over 90% of all students at an approaches grade level.

Problem Statements Identifying Student Learning Needs

Problem Statement 1: 3rd grade Math STAAR was our lowest performing area in the meets category performing 13 points below the projected goal. **Root Cause:** Possible learning gaps are not being filled in younger grades.

School Processes & Programs

School Processes & Programs Summary

Grade level teams meet in a formal PLC once a week with the appropriate campus support staff such as the Special Education teacher, EB teacher, and dyslexia therapists. During this time, staff analyzes data from local assessments such as BAS, MAP, and unit assessments to determine what skills need intervention. They also use this time to unpack the curriculum they will be teaching.

At the beginning of the year, teachers set smart goals for their grade and subject based on the previous year's EOY data. They then set goals with students each 9 weeks to support those smart goals. Parents are invited for Wrangler Showcase to see work samples and how they are progressing toward reaching their goals.

The master schedule was developed to maximize the amount of time spent on instruction. 30 minutes has been built into the master schedule for every grade level to have time to intervene or provide enrichment for all students.

Technology is used on a daily basis with all grade levels using chromebooks. Technology is imbedded into our daily curriculum.

Perceptions

Perceptions Summary

Spring 2023

All areas of the teacher survey about the administration were above the district average with the overall school average at 88% and the district overall average at 85%.

All areas of the parent survey were above the district average with the overall campus average at 88% and the district average at 85%.

Perceptions Strengths

Overall, the survey shows that teachers feel they are cared for and recognized for their good work. Parents feel that the principal is visible and engaged on campus and at events and believes that student safety is important.

Priority Problem Statements

Comprehensive Needs Assessment Data Documentation

The following data were used to verify the comprehensive needs assessment analysis:

Improvement Planning Data

- District goals

Student Data: Assessments

- STAAR current and longitudinal results, including all versions

Employee Data

- Staff surveys and/or other feedback

Parent/Community Data





- Parent surveys and/or other feedback
- Community surveys and/or other feedback

Goals

Goal 1: Instill community and ethical values in our students

Performance Objective 1: Wally W. Watkins Elementary will reinforce the core values outlined in the Wylie Way curriculum to help create bully and violence free classrooms.





Evaluation Data Sources: PIEMS reports
 Students recognized for Leadership
 Wylie Way Day participation
 Think College Thursday participation

| Strategy 1 Details | Formative Reviews | | |
|--|-------------------|------------|-------------|
| Strategy 1: Wally W. Watkins Elementary will plan and implement lessons aligned with Wylie Way Curriculum. Strategy's Expected Result/Impact: Student climate survey results will show that students feel safe, accepted, and loved. Staff Responsible for Monitoring: Administration, Counselor | Formative | | |
| | Dec | Mar | June |
| | | | |
| Strategy 2 Details | Formative Reviews | | |
| Strategy 2: Students will be recognized at Wrangler Roundup by receiving a Shining Star Spirit Stick for showing the Wylie Way core value for that particular 9 weeks as a way to encourage students to apply the characteristics they are learning in the Wylie Way lessons. Strategy's Expected Result/Impact: At least 1 student from every class will be recognized at each Wrangler Round Up. Staff Responsible for Monitoring: Administration | Formative | | |
| | Dec | Mar | June |
| | | | |
| Strategy 3 Details | Formative Reviews | | |
| Strategy 3: Campus behavior plan will be implemented and monitored in all classrooms Strategy's Expected Result/Impact: Decrease in office referrals due to students showing the core values learned through the Wylie Way Lessons. Staff Responsible for Monitoring: Administration | Formative | | |
| | Dec | Mar | June |
| | | | |
| Strategy 4 Details | Formative Reviews | | |
| Strategy 4: Any parent, student, or faculty member can report suspected bullying of any students. Strategy's Expected Result/Impact: All classrooms will be Bully Free. Staff Responsible for Monitoring: Administration | Formative | | |
| | Dec | Mar | June |
| | | | |
|  No Progress  Accomplished  Continue/Modify  Discontinue | | | |

Goal 1: Instill community and ethical values in our students

Performance Objective 2: Campus attendance will be above 98%.





Evaluation Data Sources: Attendance averages

| Strategy 1 Details | Formative Reviews | | |
|--|-------------------|-----|------|
| Strategy 1: Front office will monitor tardy and absent students for high levels of absenteeism. Attendance letters will be sent home at regular intervals to remind parents of the expectations and their child's attendance habits. | Formative | | |
| | Dec | Mar | June |
| | | | |
| <div style="display: flex; justify-content: space-around; align-items: center;">  No Progress  Accomplished  Continue/Modify  Discontinue </div> | | | |

Goal 2: Ensure academic achievement for every student through tight family partnerships, curriculum, and programs.

Performance Objective 1: Increase the number of students meeting mastery level in reading with a focus on students who are identified as at risk students.





Evaluation Data Sources: Unit assessments, STAAR, MAP, BAS

| Strategy 1 Details | Formative Reviews | | |
|---|-------------------|------------|-------------|
| <p>Strategy 1: PLC's will focus on analyzing individual student data.</p> <p>Strategy's Expected Result/Impact: 90% of Kindergarten students will recognize all letters and sounds by the middle of the year. 90% of kindergarten students will be reading at or above grade level by the end of the year.</p> <p>80% of all First graders will meet their RIT growth projection by EOY for Reading and math MAP</p> <p>90% of 2nd grade students will read on grade level according to EOY BAS. 60% of 2nd grade students will be performing high average and High on EOY MAP Math.</p> <p>70% of 3rd and 4th grade students will meet their RIT growth projection by EOY for reading and math MAP.</p> <p>Staff Responsible for Monitoring: Administration</p> <p>Funding Sources: Tutoring Support - State Comp Ed - \$5,000</p> | Formative | | |
| | Dec | Mar | June |
| | | | |
| Strategy 2 Details | Formative Reviews | | |
| <p>Strategy 2: Small group differentiated guided reading lessons will be delivered to all students.</p> <p>Strategy's Expected Result/Impact: Students reading levels will grow by at least one year by end of the year.</p> <p>Staff Responsible for Monitoring: Administration</p> | Formative | | |
| | Dec | Mar | June |
| | | | |
| Strategy 3 Details | Formative Reviews | | |
| <p>Strategy 3: RTI process will be used to identify students needing additional support and determine the most appropriate intervention</p> <p>Strategy's Expected Result/Impact: Decrease in number of students scoring below the 25th percentile on MAP by EOY in Reading and Math by 7%.</p> <p>Staff Responsible for Monitoring: Administration</p> | Formative | | |
| | Dec | Mar | June |
| | | | |
|  No Progress  Accomplished  Continue/Modify  Discontinue | | | |

Goal 2: Ensure academic achievement for every student through tight family partnerships, curriculum, and programs.

Performance Objective 2: Increase the number of students meeting the Mastery level on the 3rd-grade math test.





Evaluation Data Sources: STAAR, District Benchmarks

| Strategy 1 Details | Formative Reviews | | |
|--|-------------------|------------|-------------|
| Strategy 1: Vertical alignment of campus math strategies. Strategy's Expected Result/Impact: 55% or more of the students in 3rd grade will score mastery on the math STAAR test. Staff Responsible for Monitoring: Administration | Formative | | |
| | Dec | Mar | June |
| | | | |
| Strategy 2 Details | Formative Reviews | | |
| Strategy 2: Teachers will use the BOY MAP data to address gaps in student learning and intervene throughout the year in math. Strategy's Expected Result/Impact: 70% of 3rd grade students will meet their math projected growth by EOY MAP. Staff Responsible for Monitoring: Administration | Formative | | |
| | Dec | Mar | June |
| | | | |
|  No Progress  Accomplished  Continue/Modify  Discontinue | | | |

Goal 2: Ensure academic achievement for every student through tight family partnerships, curriculum, and programs.

Performance Objective 3: Increase parent participation in their child's academic progress to help support student and family engagement.





Evaluation Data Sources: Number of parent sign in on software for parent conferences and other family events held on campus to help support learning at home.

| Strategy 1 Details | Formative Reviews | | |
|--|-------------------|------------|-------------|
| Strategy 1: Parents will participate in the Wrangler Showcase once a year to view their child's academic portfolio and progress toward meeting individual goals. Parents will also be invited to participate in teacher/parent conferences. Strategy's Expected Result/Impact: Parents will take a more active role in supporting learning at home. Staff Responsible for Monitoring: Administration | Formative | | |
| | Dec | Mar | June |
| | | | |
| Strategy 2 Details | Formative Reviews | | |
| Strategy 2: Assessment data will be communicated to parents and reviewed at parent/teacher conferences. Strategy's Expected Result/Impact: Parents will be more informed of their child's progress Staff Responsible for Monitoring: Administration | Formative | | |
| | Dec | Mar | June |
| | | | |
| Strategy 3 Details | Formative Reviews | | |
| Strategy 3: Beginning in the 2nd 9 weeks, teachers will set goals with students and communicate those goals to parents. Strategy's Expected Result/Impact: Students will meet or exceed their MAP RIT goal Staff Responsible for Monitoring: Administration | Formative | | |
| | Dec | Mar | June |
| | | | |
| Strategy 4 Details | Formative Reviews | | |
| Strategy 4: The campus will work in collaboration with our campus PTA to create family-friendly events. Strategy's Expected Result/Impact: Increase parent involvement Staff Responsible for Monitoring: Staff and PTA | Formative | | |
| | Dec | Mar | June |
| | | | |
| <div style="display: flex; justify-content: space-around; align-items: center;"> <div style="text-align: center;">  No Progress </div> <div style="text-align: center;">  Accomplished </div> <div style="text-align: center;">  Continue/Modify </div> <div style="text-align: center;">  Discontinue </div> </div> | | | |

Goal 2: Ensure academic achievement for every student through tight family partnerships, curriculum, and programs.

Performance Objective 4: Provide dyslexia services for students identified with dyslexia





Evaluation Data Sources: MAP data

| Strategy 1 Details | Formative Reviews | | |
|--|-------------------|-----|------|
| <p>Strategy 1: Dyslexic students will receive therapy and interventions by certified therapists.</p> <p>Strategy's Expected Result/Impact: All dyslexic students will demonstrate growth in reading comprehension with accommodations as indicated by MOY and EOY BAS.</p> <p>Staff Responsible for Monitoring: Administration</p> | Formative | | |
| | Dec | Mar | June |
| | | | |
| <div style="display: flex; justify-content: space-around; align-items: center;"> <div style="text-align: center;">  No Progress </div> <div style="text-align: center;">  Accomplished </div> <div style="text-align: center;">  Continue/Modify </div> <div style="text-align: center;">  Discontinue </div> </div> | | | |

Goal 2: Ensure academic achievement for every student through tight family partnerships, curriculum, and programs.

Performance Objective 5: Campus will ensure compliance with the Local Wellness Policy through implementation of the District Wellness Plan in the areas of nutrition promotion, nutrition education, physical activities, and school based activities.





Evaluation Data Sources: Campus wellness team, FitnessGram, Participation in School Community Wellness Events, # of participants in staff wellness events

| Strategy 1 Details | Formative Reviews | | |
|--|-------------------|------------|-------------|
| <p>Strategy 1: The district/campus shall consistently promote healthy nutrition messages, including good and beverage advertisements accessible to students during the school day, and share educational information to promote healthy nutrition choices and positively influence the health of students.</p> <p>Staff Responsible for Monitoring: Administration</p> | Formative | | |
| | Dec | Mar | June |
| | | | |
| Strategy 2 Details | Formative Reviews | | |
| <p>Strategy 2: The district/campus shall deliver nutrition education that fosters a lifestyle of healthy eating behaviors through integration of nutrition education into appropriate curriculum areas and provision of professional development to staff responsible of nutrition education.</p> <p>Staff Responsible for Monitoring: Administration</p> | Formative | | |
| | Dec | Mar | June |
| | | | |
| Strategy 3 Details | Formative Reviews | | |
| <p>Strategy 3: The district/campus shall provide an environment that fosters a lifestyle of physical activity and fitness behaviors through integration into appropriate curriculum areas and provision of professional development to staff responsible for physical activity.</p> <p>Staff Responsible for Monitoring: Administration</p> | Formative | | |
| | Dec | Mar | June |
| | | | |
| Strategy 4 Details | Formative Reviews | | |
| <p>Strategy 4: The district/campus shall encourage students, parents, staff and community members to use district's recreational facilities, such as tracks, playgrounds, and the like, that are available outside the school day in accordance to district policy.</p> <p>Staff Responsible for Monitoring: Administration</p> | Formative | | |
| | Dec | Mar | June |
| | | | |
|  No Progress  Accomplished  Continue/Modify  Discontinue | | | |

Goal 2: Ensure academic achievement for every student through tight family partnerships, curriculum, and programs.

Performance Objective 6: Student Achievement Scores will maintain an overall campus score of an A





Evaluation Data Sources: STAAR data for 2021-2022

| Strategy 1 Details | Formative Reviews | | |
|--|-------------------|-----|------|
| Strategy 1: Teacher PLC's will meet once a week to track student growth and progress in the approaches, meets and mastery areas of assessment. | Formative | | |
| | Dec | Mar | June |
| | | | |
| <div style="display: flex; justify-content: space-around; align-items: center;">  No Progress  Accomplished  Continue/Modify  Discontinue </div> | | | |

Goal 2: Ensure academic achievement for every student through tight family partnerships, curriculum, and programs.

Performance Objective 7: Students showing growth on STAAR will increase from 77 to 92 which will give the campus an A in student growth.





Evaluation Data Sources: STAAR data

| Strategy 1 Details | Formative Reviews | | |
|---|-------------------|-----|------|
| <p>Strategy 1: Teachers will create student groups to work on targeted skills during Wrangler time each day. These groups will be fluid and change with the needs of the students.</p> <p>Funding Sources: Instructional materials - State Comp Ed - \$1,400</p> | Formative | | |
| | Dec | Mar | June |
| | | | |
| <p>  No Progress  Accomplished  Continue/Modify  Discontinue </p> | | | |

Goal 2: Ensure academic achievement for every student through tight family partnerships, curriculum, and programs.

Performance Objective 8: All student groups will surpass state standards set for each group.





Evaluation Data Sources: STAAR data

| Strategy 1 Details | Formative Reviews | | |
|--|-------------------|-----|------|
| <p>Strategy 1: Teachers and support teachers such as special education, EB teacher, GT teacher and administration will track student groups to monitor growth.</p> <p>Funding Sources: Reading Materials - State ELL Allotment - \$1,100</p> | Formative | | |
| | Dec | Mar | June |
| | | | |
| <p style="text-align: center;">  No Progress  Accomplished  Continue/Modify  Discontinue </p> | | | |

Goal 2: Ensure academic achievement for every student through tight family partnerships, curriculum, and programs.





Performance Objective 9: Students identified as economically disadvantaged will be supported through various programs.

Evaluation Data Sources: Participation in Wylie Way Christmas, Free and reduced lunch, counselor led weekend food program.

| Strategy 1 Details | Formative Reviews | | |
|--|-------------------|-----|------|
| <p>Strategy 1: Frequent check-ins with families to see what needs the campus can meet.</p> <p>Strategy's Expected Result/Impact: Meeting basic need of families so that the students can focus on learning.</p> <p>Staff Responsible for Monitoring: Admin and Counselors</p> | Formative | | |
| | Dec | Mar | June |
| | | | |
| <div style="display: flex; justify-content: space-around; align-items: center;"> <div style="text-align: center;">  No Progress </div> <div style="text-align: center;">  Accomplished </div> <div style="text-align: center;">  Continue/Modify </div> <div style="text-align: center;">  Discontinue </div> </div> | | | |

Goal 3: Prepare students for successful life after high school.





Performance Objective 1: Students will participate in activities to increase knowledge and understanding of careers and college opportunities such as Think College Thursday and Mapping your Future Monday.

| Strategy 1 Details | Formative Reviews | | |
|--|-------------------|------------|-------------|
| Strategy 1: Students will participate in Mapping Your Future lesson. Strategy's Expected Result/Impact: 100% of students are able write about the video they view about different careers. Staff Responsible for Monitoring: Campus Administration | Formative | | |
| | Dec | Mar | June |
| | | | |
| Strategy 2 Details | Formative Reviews | | |
| Strategy 2: Students will wear a College shirt every Thursday Strategy's Expected Result/Impact: Students will wear a college shirt and be familiar with multiple colleges Staff Responsible for Monitoring: Counselor, Teachers, Administrators | Formative | | |
| | Dec | Mar | June |
| | | | |
|  No Progress  Accomplished  Continue/Modify  Discontinue | | | |

Goal 4: Attract, retain, and value a quality staff.





Performance Objective 1: Professional staff will participate in highly-effective and ongoing professional development in reading and math.

Evaluation Data Sources: Student scores will increase.

| Strategy 1 Details | Formative Reviews | | |
|--|-------------------|-----|------|
| Strategy 1: At least two teachers from each grade level will attend a content snack attack and share the information with their team at the following team planning. | Formative | | |
| | Dec | Mar | June |
| | | | |
| <div style="display: flex; justify-content: space-around; align-items: center;">  No Progress  Accomplished  Continue/Modify  Discontinue </div> | | | |

Goal 4: Attract, retain, and value a quality staff.





Performance Objective 2: Staff will be recognized and celebrated for their work from administration.

| Strategy 1 Details | Formative Reviews | | |
|--|-------------------|-----|------|
| Strategy 1: The administration will recognize teachers in a way that they share they enjoy receiving recognition best. | Formative | | |
| | Dec | Mar | June |
| | | | |
| <div style="display: flex; justify-content: space-around; align-items: center;">  No Progress  Accomplished  Continue/Modify  Discontinue </div> | | | |

Goal 4: Attract, retain, and value a quality staff.

Performance Objective 3: First year teachers will feel supported and successful in their work





Evaluation Data Sources: Mentors logs of times and activities completed with first year teachers.

| Strategy 1 Details | Formative Reviews | | |
|--|-------------------|------------|-------------|
| Strategy 1: Zero year teachers will have grade level mentors and campus mentors. Strategy's Expected Result/Impact: Zero-year teachers will make progress and continue into 2nd year as a teacher for Wylie ISD. Staff Responsible for Monitoring: Administration | Formative | | |
| | Dec | Mar | June |
| | | | |
| Strategy 2 Details | Formative Reviews | | |
| Strategy 2: Zero year teachers will be provided Professional Development and training to provide support and encouragement. Strategy's Expected Result/Impact: Zero year teachers will make progress and continue into 2nd year as a teacher for Wylie ISD. Staff Responsible for Monitoring: Administration | Formative | | |
| | Dec | Mar | June |
| | | | |
|  No Progress  Accomplished  Continue/Modify  Discontinue | | | |

Goal 4: Attract, retain, and value a quality staff.





Performance Objective 4: New teachers being hired will be highly effective teachers.

Evaluation Data Sources: Interviewing at least 3 highly qualified candidates for each available position with a team to determine if the candidate is a good fit for our campus and grade level.

| Strategy 1 Details | Formative Reviews | | |
|--|-------------------|-----|------|
| <p>Strategy 1: Learning specialists will be invited to teacher interviews to provide feedback on potential hires.</p> <p>Strategy's Expected Result/Impact: Teachers hired will be effective in the classroom.</p> <p>Staff Responsible for Monitoring: Administration, Learning specialists</p> | Formative | | |
| | Dec | Mar | June |
| | | | |
| <div style="display: flex; justify-content: space-around; align-items: center;"> <div style="text-align: center;">  No Progress </div> <div style="text-align: center;">  Accomplished </div> <div style="text-align: center;">  Continue/Modify </div> <div style="text-align: center;">  Discontinue </div> </div> | | | |





Goal 4: Attract, retain, and value a quality staff.

Performance Objective 5: By the end of the 23-24 school year, all language arts teachers who teach EB students will have their ESL supplemental certification.

| Strategy 1 Details | Formative Reviews | | |
|--|-------------------|-----|------|
| Strategy 1: The campus administration team will audit their ELA teachers to determine who is in need of the ESL certification. | Formative | | |
| | Dec | Mar | June |
| | | | |
| Strategy 2 Details | Formative Reviews | | |
| Strategy 2: Work in collaboration with Special Services for non-ESL certified teachers to obtain their ESL certification by covering the costs associated with the assessment. | Formative | | |
| | Dec | Mar | June |
| | | | |
| <div style="display: flex; justify-content: space-around; align-items: center;">  No Progress  Accomplished  Continue/Modify  Discontinue </div> | | | |

Goal 5: Manage growth in a way that ensures functional equity





Performance Objective 1: Continue to increase technology and manipulative resources on campus and allow accessibility to all students in all classrooms.

| Strategy 1 Details | Formative Reviews | | |
|--|-------------------|------------|-------------|
| Strategy 1: Teachers will implement daily use of iPads or Chromebooks with instruction. Strategy's Expected Result/Impact: Students use of technology to complete assignments as indicated by administrative walk throughs. Staff Responsible for Monitoring: Campus Administration | Formative | | |
| | Dec | Mar | June |
| | | | |
| Strategy 2 Details | Formative Reviews | | |
| Strategy 2: Teachers will be provided with math manipulatives to use in class to deepen the student's understanding of the math TEKS. Strategy's Expected Result/Impact: Math scores will increase. Funding Sources: Math hands on manipulatives - State Comp Ed - \$2,000 | Formative | | |
| | Dec | Mar | June |
| | | | |
|  No Progress  Accomplished  Continue/Modify  Discontinue | | | |

Goal 6: Support student participation in extracurricular activities to promote character and academic achievement.

Performance Objective 1: All students will have the opportunity to participate in extracurricular activities.





Evaluation Data Sources: Participation of students.

| Strategy 1 Details | Formative Reviews | | |
|--|-------------------|------------|-------------|
| Strategy 1: Increase the number of opportunities for after-school activities for students. Strategy's Expected Result/Impact: Students feel a part of our school and there is a way for students to possibly discover new talents. Staff Responsible for Monitoring: Administration | Formative | | |
| | Dec | Mar | June |
| | | | |
| Strategy 2 Details | Formative Reviews | | |
| Strategy 2: Students participation in UIL will increase in comparison to previous year. Strategy's Expected Result/Impact: Students will try out, practice, and compete in multiple skills. Our Wranglers will be recognized with awards for each category. Staff Responsible for Monitoring: Administration | Formative | | |
| | Dec | Mar | June |
| | | | |
|  No Progress  Accomplished  Continue/Modify  Discontinue | | | |

Goal 7: Celebrate our excellence.

Performance Objective 1: Celebrate student's academic growth.





Evaluation Data Sources: Assessment data

| Strategy 1 Details | Formative Reviews | | |
|--|-------------------|-----|------|
| Strategy 1: Students will ring the hallway bell for everyone to celebrate their successes when they surpass their academic goals on MAP. Strategy's Expected Result/Impact: Students will encourage each other and be motivated to reach their goals. Staff Responsible for Monitoring: Administration and Teachers | Formative | | |
| | Dec | Mar | June |
| | | | |
| <div style="display: flex; justify-content: space-around; align-items: center;">  No Progress  Accomplished  Continue/Modify  Discontinue </div> | | | |

Goal 7: Celebrate our excellence.

Performance Objective 2: Celebrate positive student character traits.

Evaluation Data Sources: Student Climate Evaluation

| Strategy 1 Details | Formative Reviews | | |
|--|-------------------|------------|-------------|
| Strategy 1: Monthly celebrations of student leadership at Wrangler Round Up! Strategy's Expected Result/Impact: Student success is recognized and an increase in community among Watkins students. Staff Responsible for Monitoring: Administration | Formative | | |
| | Dec | Mar | June |
| | | | |
| Strategy 2 Details | Formative Reviews | | |
| Strategy 2: Students seen showing great character will be given positive office referrals by any employee on campus for administration to call home and celebrate the student's success in character building. Strategy's Expected Result/Impact: Students will be motivated to show good character. Staff Responsible for Monitoring: All staff members, administration will make phone call home to celebrate | Formative | | |
| | Dec | Mar | June |
| | | | |
|  No Progress  Accomplished  Continue/Modify  Discontinue | | | |

State Compensatory

Budget for Watkins Elementary School

Total SCE Funds: \$8,400.00

Total FTEs Funded by SCE: 1

Brief Description of SCE Services and/or Programs

These funds will be used to purchase new reading materials for students to take home. These monies will also be used to fund tutoring support in the spring and purchasing resources to use for tutoring.

Personnel for Watkins Elementary School

| <u>Name</u> | <u>Position</u> | <u>FTE</u> |
|-----------------|-----------------|------------|
| Candice Alegria | Alpha-phonics | 1 |

2023-2024 Campus Needs Assessment

| Committee Role | Name | Position |
|-----------------------------|------------------|-----------------|
| Administrator | Kara Milot | |
| Administrator | Jennifer Wiseman | |
| Parent | Amy Swanson | |
| District-level Professional | Jessica Branch | |
| Business Representative | Jeff Buckley | |
| Classroom Teacher | Katie Mason | |
| Paraprofessional | Shawnda Troupe | |
| Community Representative | Kylie Reising | |

Campus Funding Summary

| State Comp Ed | | | | | |
|------------------------------------|-----------|----------|-----------------------------|--------------|------------|
| Goal | Objective | Strategy | Resources Needed | Account Code | Amount |
| 2 | 1 | 1 | Tutoring Support | | \$5,000.00 |
| 2 | 7 | 1 | Instructional materials | | \$1,400.00 |
| 5 | 1 | 2 | Math hands on manipulatives | | \$2,000.00 |
| Sub-Total | | | | | \$8,400.00 |
| Budgeted Fund Source Amount | | | | | \$8,400.00 |
| +/- Difference | | | | | \$0.00 |
| State ELL Allotment | | | | | |
| Goal | Objective | Strategy | Resources Needed | Account Code | Amount |
| 2 | 8 | 1 | Reading Materials | | \$1,100.00 |
| Sub-Total | | | | | \$1,100.00 |
| Budgeted Fund Source Amount | | | | | \$1,100.00 |
| +/- Difference | | | | | \$0.00 |
| Grand Total Budgeted | | | | | \$9,500.00 |
| Grand Total Spent | | | | | \$9,500.00 |
| +/- Difference | | | | | \$0.00 |