




STATE OF ALABAMA
DEPARTMENT OF EDUCATION



Eric G. Mackey, Ed.D.
State Superintendent of Education

Alabama
State Board
of Education

November 15, 2021

Governor Kay Ivey
President

Mr. Darryl Vashon Aikerson, Superintendent
Tuscumbia City Board of Education
303 North Commons Street East
Tuscumbia, AL 35674

Jackie Zeigler
District I

Dear Mr. Aikerson:

Tracie West
District II

RE: FY 2022 Original Budget

Stephanie Bell
District III

Enclosed is your approved FY 2022 Systemwide Original Budget.

Yvette M. Richardson, Ed.D.
District IV
Vice President

Budgets should be monitored and amendments submitted as needed in accordance with amendment procedures. Please be reminded that budget amendments should be transmitted via the LEA Accounting File Upload System.

Tonya S. Chestnut, Ed.D.
District V

We appreciate the diligence and hard work required to develop this budget. We intend to continue to provide you and your staff with guidance and assistance as we work together to meet the reporting requirements as outlined in the foundation and accountability laws.

Cynthia McCarty, Ph.D.
District VI

Copies should be provided to your staff members who have responsibility in managing the budget and programs. If you have any questions, please call your accountant at (334) 694-4617.

Belinda McRae
District VII

Sincerely,


Wayne Reynolds, Ed.D.
District VIII
President Pro Tem

Andy Craig
Deputy State Superintendent
Administrative and Financial Services

Eric G. Mackey, Ed.D.
Secretary and
Executive Officer

AC/BK/CK

Enclosure
cc: Chief School Financial Officer



STATE OF ALABAMA
DEPARTMENT OF EDUCATION

Fiscal Year 2022
Original: X
Amendment No.:

TUSCUMBIA CITY BOARD OF EDUCATION


ANNUAL BUDGET


FOR FISCAL YEAR OCTOBER 1, 2021 - SEPTEMBER 30, 2022

This budget was approved by action of the Tusculumbia City Board of Education
on September 17 2021
Month Day Year

Chairman's signature Chairman, Board of Education

Subscribed and sworn to before me this the
17 day of September 2021


Notary Public




I certify that the information in this budget is correct to my best knowledge and belief, that expenditures will be in accordance with state and federal laws and regulations and approved program applications and plans, and the length of the school term shall not be less than 180 full instructional days or the hourly equivalent thereof.


9/17/21 Date Superintendent

Reason for Amendment: (Be specific)

Corey Peebles
Contact Person

(256) 389-2900
Phone Number

APPROVED

State Superintendent of Education

**STATE OF ALABAMA
DEPARTMENT OF EDUCATION
LEA Budget System**

**Combined Budget for Revenues, Expenditures, and Changes in Fund Balances
Governmental and Expendable Trust Funds
Fiscal Year 2022, Fiscal Period 00**

<i>201 - Tusculumbia City Schools</i>	GOVERNMENTAL			FIDUCIARY		Total
	General	Special Revenue	Debt Service	Capital Projects	Expendable Trust	
Revenues						
State Sources	\$9,625,965.80	\$0.00	\$357,854.17	\$91,998.83	\$0.00	\$10,075,818.80
Federal Sources	\$400.00	\$5,309,228.59	\$0.00	\$0.00	\$0.00	\$5,309,628.59
Local Sources	\$2,288,805.00	\$725,200.00	\$1,506,100.00	\$0.00	\$246,100.00	\$4,766,205.00
Other Sources	\$34,000.00	\$10,000.00	\$0.00	\$0.00	\$0.00	\$44,000.00
Total Revenues:	\$11,949,170.80	\$6,044,428.59	\$1,863,954.17	\$91,998.83	\$246,100.00	\$20,195,652.39
Expenditures						
Instructional Services	\$7,862,815.87	\$2,373,055.46	\$0.00	\$0.00	\$2,900.00	\$10,238,771.33
Instructional Support Services	\$2,607,772.86	\$662,809.88	\$0.00	\$0.00	\$151,750.00	\$3,422,332.74
Operation & Maintenance Services	\$1,404,657.85	\$227,912.86	\$0.00	\$0.00	\$16,950.00	\$1,649,520.71
Auxiliary Services	\$256,820.00	\$1,433,214.37	\$0.00	\$7,581.00	\$10,650.00	\$1,708,265.37
General Administrative Services	\$1,250,628.28	\$115,543.05	\$0.00	\$32,500.00	\$0.00	\$1,398,671.33
Capital Outlay	\$0.00	\$1,163,562.00	\$0.00	\$2,275,240.84	\$0.00	\$3,438,802.84
Debt Service	\$0.00	\$0.00	\$761,289.99	\$0.00	\$0.00	\$761,289.99
Other Expenditures	\$229,410.19	\$772,739.28	\$0.00	\$0.00	\$63,850.00	\$1,065,999.47
Total Expenditures:	\$13,612,105.05	\$6,748,836.90	\$761,289.99	\$2,315,321.84	\$246,100.00	\$23,683,653.78
Other Fund Sources (Uses)						
Other Fund Sources:	\$1,297,459.24	\$479,822.49	\$0.00	\$0.00	\$0.00	\$1,777,281.73
Other Fund Uses:	\$479,822.49	\$0.00	\$1,102,664.18	\$0.00	\$0.00	\$1,582,486.67
Total Other Fund Sources (Uses):	\$817,636.75	\$479,822.49	(\$1,102,664.18)	\$0.00	\$0.00	\$194,795.06
Excess Revenues and Other Sources Over (Under) Expenditures and Other Fund Uses:	(\$845,297.50)	(\$224,585.82)	\$0.00	(\$2,223,323.01)	\$0.00	(\$3,293,206.33)
Beginning Fund Balance - October 1:	\$3,005,664.33	\$241,290.36	\$227,823.61	\$3,571,410.68	\$0.00	\$7,046,188.98
Ending Fund Balance - September 30:	\$2,160,366.83	\$16,704.54	\$227,823.61	\$1,348,087.67	\$0.00	\$3,752,982.65

TUSCUMBIA CITY BOARD OF EDUCATION
 COMBINED BUDGET OF REVENUES, EXPENDITURES, AND CHANGES IN FUND BALANCES
 GOVERNMENTAL AND EXPENDABLE TRUST FUNDS
 FISCAL YEAR ENDED SEPTEMBER 30, 2022

EXHIBIT B-I-A

FUND TYPES DESCRIPTION	GOVERNMENTAL				FIDUCIARY	TOTAL (Memo Only)
	GENERAL	SPECIAL REVENUE	DEBT SERVICE	CAPITAL PROJECTS	EXPENDABLE TRUST	
REVENUES						
STATE REVENUES	9,625,965.80	0.00	357,854.17	91,998.83	0.00	10,075,818.80
FEDERAL REVENUES	400.00	5,309,228.59	0.00	0.00	0.00	5,309,628.59
LOCAL REVENUES	2,288,805.00	725,200.00	1,506,100.00	0.00	246,100.00	4,766,205.00
OTHER REVENUES	34,000.00	10,000.00	0.00	0.00	0.00	44,000.00
TOTAL REVENUES	11,949,170.80	6,044,428.59	1,863,954.17	91,998.83	246,100.00	20,195,652.39
EXPENDITURES:						
INSTRUCTIONAL SERVICES	7,862,815.87	2,373,055.46	0.00	0.00	2,900.00	10,238,771.33
INSTRUCTIONAL SUPPORT SERVICES	2,607,772.86	662,809.88	0.00	0.00	151,750.00	3,422,332.74
OPERATIONS & MAINTENANCE	1,404,657.85	227,912.86	0.00	0.00	16,950.00	1,649,520.71
AUXILIARY SERVICES	256,820.00	1,433,214.37	0.00	7,581.00	10,650.00	1,708,265.37
GENERAL ADMINISTRATIVE SERVICES	1,250,628.28	115,543.05	0.00	32,500.00	0.00	1,398,671.33
CAPITAL OUTLAY	0.00	1,163,562.00	0.00	2,275,240.84	0.00	3,438,802.84
DEBT SERVICES	0.00	0.00	761,289.99	0.00	0.00	761,289.99
OTHER EXPENDITURES	229,410.19	772,739.28	0.00	0.00	63,850.00	1,065,999.47
TOTAL EXPENDITURES	13,612,105.05	6,748,836.90	761,289.99	2,315,321.84	246,100.00	23,683,653.78
OTHER FUND SOURCES (USES):						
OTHER FUND SOURCES	1,297,459.24	479,822.49	0.00	0.00	0.00	1,777,281.73
OTHER FUND USES	479,822.49	0.00	1,102,664.18	0.00	0.00	1,582,486.67
TOTAL OTHER FUND SOURCES (USES)	817,636.75	479,822.49	(1,102,664.18)	0.00	0.00	194,795.06
EXCESS REVENUES & OTHER SOURCES OVER (UNDER) EXPENDITURES & OTHER FUND USES	(845,297.50)	(224,585.82)	0.00	(2,223,323.01)	0.00	(3,293,206.33)
BEGINNING FUND BALANCE - OCT 1	3,005,664.33	241,290.36	227,823.61	3,571,410.68	0.00	7,046,188.98
ENDING FUND BALANCE - SEP 30	2,160,366.83	16,704.54	227,823.61	1,348,087.67	0.00	3,752,982.65

pmc:il 11/8/21

TUSCUMBIA CITY BOARD OF EDUCATION
 COMBINED BUDGET OF REVENUES, EXPENSES, AND CHANGES IN RETAINED EARNINGS/FUND BALANCES
 ALL PROPRIETARY FUND TYPES AND NON EXPENDABLE TRUST FUNDS
 FOR THE FISCAL YEAR ENDED SEPTEMBER 30, 2022

FUND TYPE DESCRIPTION	PROPRIETARY		FIDUCIARY	EXHIBIT B-II-A TOTAL
	ENTERPRISE	INTERNAL SERVICE	NON EXPEND TRUST	(Memo Only)
OPERATING REVENUES: LOCAL REVENUES (SPECIFY):				0.00
TOTAL OPERATING REVENUES	0.00	0.00	0.00	0.00
OPERATING EXPENSES:				
PERSONAL SERVICES	0.00	0.00	0.00	0.00
EMPLOYEE BENEFITS	0.00	0.00	0.00	0.00
PURCHASED SERVICES	0.00	0.00	0.00	0.00
MATERIALS & SUPPLIES	0.00	0.00	0.00	0.00
CAPITAL OUTLAY	0.00	0.00	0.00	0.00
OTHER OBJECTS	0.00	0.00	0.00	0.00
TOTAL OPERATING EXPENSES	0.00	0.00	0.00	0.00
OPERATING INCOME (LOSS)	0.00	0.00	0.00	0.00
NON-OPERATING REVENUES:				
STATE REVENUES (ATTACH SCHEDULE)	0.00	0.00	0.00	0.00
FEDERAL REVENUES (ATTACH SCHEDULE)	0.00	0.00	0.00	0.00
OTHER REVENUES (ATTACH SCHEDULE)	0.00	0.00	0.00	0.00
TOTAL NON-OPERATING REVENUES	0.00	0.00	0.00	0.00
INCOME(LOSS) BEFORE OPERATING TRANSFER	0.00	0.00	0.00	0.00
OPERATING TRANSFERS IN	0.00	0.00	0.00	0.00
OPERATING TRANSFERS OUT	0.00	0.00	0.00	0.00
NET INCOME	0.00	0.00	0.00	0.00
RETAINED EARNINGS/FUND BALANCE - OCT 1	0.00	0.00	0.00	0.00
RETAINED EARNINGS/FUND BALANCE - SEP 30	0.00	0.00	0.00	0.00

amail 11/8/21