

Cal-Mum Chronicle



*You're
Invited!*

There is a lot to see and do before the 2017-18 school year ends. Please join us!

May 2..... HS Spring Concert 7:15 p.m.

May 8..... Board of Education Meeting 6 p.m.
..... Annual Budget Presentation Hearing
& Meet the BOE Candidates 7 p.m.

May 9..... MS Spring Concert 7 p.m.

May 15.... K-12 Art Show in MS 5 p.m. to 7 p.m.

May 15.... Annual School Budget & BOE Vote
noon to 9 p.m. District Office

May 16.... ES Spring Concert 7 p.m.

May 30 ... National Junior Honor Society
Induction 7 p.m.

May 31.... ES Science/STEM Fair

June 11 ... ES Field Days (Gr. 2/3 @ 8:30 a.m.
and Gr. 4/5 @ 12:30 p.m.)

June 12... ES Field Days (Gr. K/1 @ 9 a.m.)

June 14... Flag Day Ceremony ES gym 9:30 a.m.

June 15... Fifth Grade Moving Up Day 1 p.m.
(tentative)

June 22 .. Commencement at Hamilton Stadium
7:15 p.m.

Like us and share our
page on Facebook –



Caledonia-Mumford CSD

Follow us on Twitter

@CalMum_Raiders



Dear Caledonia-Mumford Parents and Residents,



On Tuesday, April 10, 2018, the Caledonia-Mumford Board of Education unanimously adopted the school district's 2018-2019 budget. On May 15, 2018, district residents will vote on the proposed 2018-2019 school budget of \$18,131,118, a budget to budget increase of 2.38 percent and a proposed tax levy increase of 1.99 percent. In addition to the school budget, residents will also elect three candidates for the Board of Education and vote on the purchase of a new school bus.

Based on the State's complicated tax cap formula, Caledonia-Mumford's maximum allowable tax levy limit for next school year is 2.0 percent. As you can see, the 1.99 percent proposed tax levy increase is slightly below the state's allowable limit for the seventh straight year. More importantly, homeowners that are eligible for the STAR program will receive a rebate check (equal to the school tax increase for the past seven years combined) from New York State sometime in the fall of 2018.

Board President John Bickford said, "The Board believes that the 2018-19 school budget is a fiscally responsible budget that invests in our students while being responsible to the tax payer." The budget that district residents are being asked to consider is accountable to the District's mission, stays within the property tax cap levy (seven consecutive years) and is responsible, in terms of the long-term fiscal viability, for the school district. The Board believes that the proposed school budget maintains an educational program that will continue to be a source of pride for the community.

continued on page 2...

Proud of our past... Excited about our future

...Letter from Superintendent and Board President continued

Vice President Arnold Rychlicki said, "The 2018-19 school budget is fair and balanced and will allow the District to address strategic plan initiatives to meet student needs." The proposed 2018-2019 school budget will:

- Allow the district to maintain its core PreK-12 academic programs.
- Provide funding for Advanced Placement courses, Genesee Community College (GCC) and Rochester Institute of Technology (RIT) courses. In addition, a leadership course will be offered in the high school program.
- Preserve all art, music, co-curricular activities and the athletic program. In addition, regional competitive chess and debate competitions will be added.
- Provide funding for a full-time School Resource Officer.
- Provide funding to implement year one of the District's Strategic Plan.
- Adhere to the State imposed tax levy cap.
- Increase an English as a New Language teacher position from part-time to full-time.
- Maintain small class sizes.
- Include resources to support the Olweus Bullying Prevention Program and resources.
- Include funding for new aligned instructional materials for ELA, science and social studies curriculum.
- Decrease the district's dependency on reserves from \$90,000 to \$80,000, thus creating a long-term financial viability of the district (four consecutive years of decreases).
- Continue the district's implementation of a multi-year Technology Plan that will provide one-to-one devices for 3-12 grade students and stations of devices at the PreK-2 levels.
- Secure funding to provide high-quality transportation services for district resident children.



- Provide additional funding for middle/high school heating and cooling. Specifically, the district will replace and upgrade to energy efficient PTAC (Packaged Terminal Air Conditioning/ Heating) units in office areas (health office, counseling center and middle and high school office areas).
- Protect the community's investment in facilities, infrastructure and programming.
- Allow for creation of new MS/HS student clubs- Debate Club and Art Club.
- Allow summer school reading intervention programs for grades 3-8.
- Provide funding to support increased professional development opportunities for staff.
- Include funding for the Instructional Coach position.
- Meet legal mandates and contractual obligations.

In addition to the proposed school budget (Proposition #1), voters will be asked to vote on Proposition #2, which seeks your approval to purchase one 66-passenger school bus not to exceed \$118,000. Busses will be financed over five years to coincide with the district's receipt of Transportation Aid. If this proposition is approved, the district will replace a 2004 bus with 140,000 miles and the old bus would be sold to the highest bidder.

We invite you to attend the Annual School District Budget Hearing on Tuesday, May 8, 2018, at 7:00 p.m. in the MS/HS auditorium. Immediately following the budget hearing, candidates for the Board of Education will provide a brief statement and answer questions from district residents. Please join us.

Please take time to review the budget information in this newsletter and the information located on our website www.cal-mum.org. Thank you for your support and investment in our students. I thank you and look forward to seeing you at the polls on May 15, 2018 from 12 noon to 9:00 p.m. in the District Office.

Robert Molisani

Robert Molisani
Superintendent of Schools

The Caledonia-Mumford Central School District, in collaboration with our community, takes pride in providing safe, comprehensive and rigorous educational experiences, in order for all students to graduate as ethical, responsible, lifelong learners, who are college and career ready.

Frequently Asked Questions Regarding the School Budget

Q. What is the history of voting outcomes, tax levy and budget-to-budget change for the district?

A.

School Year	Voted Yes Change	Voted No	% Voted Yes	Tax Levy Change	Budget to Budget
2008-2009	290	174	62.5%	-3.69%	3.68%
2009-2010	243	136	64.1%	-0.30%	1.62%
2010-2011	331	164	66.9%	0 %	-2.34%
2011-2012	278	160	63.5%	2.39%	-0.50%
2012-2013	543	209	72.2%	2.60 %	-0.07%
2013-2014	276	137	66.8%	2.99%	4.10%
2014-2015	344	140	71.1%	1.66%	2.41%
2015-2016	258	88	74.6%	1.90%	3.44%
2016-2017	250	67	78.9%	1.50%	-2.08%
2017-2018	221	67	69.3%	1.99%	3.28%
10 year avg.	303	134	69%	1.08%	1.35%

Q. What is the proposed tax levy increase for the 2018-2019 school year?

A. The proposed tax levy increase for the 2018-2019 school year is 1.99%. Caledonia-Mumford's allowable tax levy cap is 2.0%.

Q. What happened to the State's 2- percent tax cap?

A. In 2011, the State signed into law a property tax cap. It was falsely presented as a 2% tax cap which was popularized by the media. In reality the property tax cap is 2% or the Consumer Price Index (CPI) whichever is lesser. The property tax cap calculation excludes eligible exemptions such as retirement system expenses- greater than 2%, capital debt and court orders. Caledonia-Mumford's allowable tax levy cap is 2.0 percent. The proposed tax levy increase is within the District's allowable limit.

Q. I am still confused with the increase in property assessments. How will this affect my school taxes?

A. The school is not involved in any increase/decrease to your property assessment. If you have questions with regard to your assessment, you should call your town tax assessor.

Q. What is Cal-Mum C.S.D.'s response to challenges?

A. To help off-set the loss of revenue through state aid cuts, school officials continue to apply for grants and seek efficiencies. Specifically, the district has earned numerous grants to include: Carol White Grant (PEP) \$598,000-two year grant, Virtual AP Grant (provides free of charge AP classes on-line for students), Teacher Center Grant, Records Retention Grant, NYSERDA Grant for school bus heaters, P-Tech Grant, National Grid Efficiency Grants and Various Livingston County Business Education Grants. In addition, the district has implemented a single bus run to reduce transportation expenses. Moreover, the District has eliminated 27 Full-Time Equivalent positions in the district over the last seven years.

Q. How much Lottery Aid does the Caledonia-Mumford C.S.D. receive from the State of New York?

A. The school receives about \$1.3 million from NYS Lottery purchases.

Q. What happens if the budget is not approved by voters?

A. If the budget is not approved by voters, the Board has three options: 1) Present the same budget to voters for a second time. 2) Present a revised plan budget to voters. 3) Adopt a contingency budget. If the proposed budget is defeated twice by voters, the district must adopt a contingency budget. Under the new property tax cap law, a school district that adopts a contingency budget cannot increase its tax levy by any amount.

Q. What is fund balance? How is it used?

A. A fund balance is a reserve much like a homeowner's savings account. When district expenses are less than what was expected or revenues are higher than expected the money contributes to the fund balance.

Districts may use fund balance each year as a revenue in the budget to minimize spending cuts and stabilize tax rates. The money is also used for unforeseen expenses throughout the year. By law, a district's unrestricted fund balance may not exceed 4% of the next year's budget.

Just as homeowners are careful not to use up their savings accounts, districts also must plan carefully how to use their fund balance to ensure it does not run out.

Q. How does Caledonia-Mumford's spending compare to other schools?

A. Caledonia-Mumford's spending for general education students is \$10,724 per pupil compared to similar school districts of \$11,230 per pupil. Caledonia-Mumford spends \$28,426 per special education pupil compared to similar schools' spending of \$31,577.



CALEDONIA-MUMFORD CENTRAL SCHOOL DISTRICT

Mission

The Caledonia-Mumford Central School District, in collaboration with our community, takes pride in providing safe, comprehensive and rigorous educational experiences, in order for all students to graduate as ethical, responsible, lifelong learners, who are college and career ready.

Vision

The Caledonia-Mumford School District will provide a high-quality and well-rounded educational experience.

District Beliefs & Core Values



The School District will:

- Create a learning environment that reflects the high expectations of our society.
- Create a school culture that has the emotional, intellectual and financial support of our community.
- Collaborate with the community to provide a safe, supportive and challenging educational environment.
- Foster students who are respectful, caring and eager to learn.
- Value transparent, frequent and candid communication.
- Provide instruction, equipment, facilities and materials so that students will become self-directed learners prepared for the experiences of the world.
- Expect that our faculty and staff will utilize ongoing professional development to ensure our students will receive the best instruction possible.
- Expect high levels of dedication to improvement and excellence from all students and persistence through challenging tasks.
- Expect appropriate, caring and healthy behavior from all members of the school community.
- Continually seek to innovate, implement and solve problems to provide the best educational experiences possible for our students.
- Communicate with the community at large so there is an understanding of the mission, vision, beliefs and values and the steps needed to monitor, adjust and achieve for all.
- Celebrate individual and group accomplishments with the highest level of pride.

Caledonia-Mumford Students will:

- Be independent, critical, and creative self-directed thinkers who are able to effectively communicate.
- Be innovators, implementers and collaborative problem solvers with the ability to produce and compete in an ever-changing world.
- Have multiple opportunities to explore and participate in meaningful co-curricular and extra-curricular activities.
- Understand and appreciate personal differences and diversity.

Our students will demonstrate the character, skills, attitudes and attributes to be productive, respectful and responsible citizens.



Basic STAR Exemption Impact and Tax Rates


The following chart estimates your savings for your Basic Star Exemption. As in past years, the savings are calculated on the average home within the school district with a full value assessment of \$100,000 and a \$30,000 STAR Exemption.

Budget Adopted for 2017-18 School Year Basic STAR Tax Savings – \$629

Budget Proposed for 2018-19 School Year Basic STAR Tax Savings – \$614

Senior citizens with the Enhanced STAR have approximately a \$66,800 exemption. The Enhanced STAR for senior citizens is adjusted for inflation annually by the Office of Real Property Services. Senior citizens benefit by receiving more than twice the amount of the Basic STAR exemption.

We know that residents are concerned about assessments, tax rates, and their STAR benefits. If you have any questions on these matters, please call your town tax assessor.



We jumping for the American Heart Association!

Elementary school students participated in the annual Jump Rope for Heart event sponsored by the American Heart Association. The activities took place in March over several days in physical education classes.

Students collected sponsorship donations from their family members and friends. P.E. teachers Mr. John Walther and Mr. Andy Leyden are pleased to announce that the students raised \$9,553 for the American Heart Association, surpassing the school's \$7,000 goal for this year.

The students participated in a variety of fun activities in P.E. class like jumping rope (or swinging a hula hoop for younger students), simon jumps, double dutch, snaky river, sport wall jumps, jump the shot, ball and chain and animal jumps.

Mr. Walther and Mr. Leyden focused their lessons on the benefits of developing heart-healthy habits to last a lifetime as well as the importance of being community minded, even as youngsters.



Students filled the heart with the names of their sponsors in this year's Jump Rope for Heart event, raising \$9,553 for the American Heart Association.

CMCS 2018-2019 PROPOSED BUDGET

	Budget 2017-18	Proposed 2018-19
--	-------------------	---------------------

GENERAL SUPPORT

BOARD OF EDUCATION

Contractual Expense	7,156	7,156
BOCES Services	5,787	6,292
Materials & Supplies	700	700
District Clerk Salary	3,747	3,911
District Meeting Contractual Exp.	1,200	1,200

TOTAL BOARD OF EDUCATION	\$18,590	\$19,259
---------------------------------	-----------------	-----------------

CENTRAL ADMINISTRATION

Chief School Admin.	150,705	155,227
Personnel Salaries	49,156	50,631
Contractual Expense	7,500	7,500
Materials & Supplies	1,000	1,000

TOTAL CENTRAL ADMIN.	\$208,361	\$214,358
-----------------------------	------------------	------------------

FINANCE

Salaries	134,449	139,424
Contractual Expense	11,000	11,000
BOCES Services	5,765	5,842
Materials & Supplies	1,200	1,200
SUBTOTAL	\$152,414	\$157,466

Salaries	1,938	1,996
Auditing Contractual Expense	18,000	18,000
SUBTOTAL	\$19,938	\$19,996

Treasurer	7,500	7,500
Supplies & Materials	450	450
SUBTOTAL	\$17,950	\$17,950

Contractual Expense	2,200	2,200
BOCES Services	2,016	2,008
Supplies & Materials	400	400
SUBTOTAL	\$4,616	\$4,608

TOTAL FINANCE	\$184,918	\$190,020
----------------------	------------------	------------------

STAFF

Legal Contract Expense	4,000	4,000
BOCES Services	34,000	21,840
SUBTOTAL	\$38,000	\$25,840

Personnel Contractual Expense	4,000	4,000
BOCES Services	21,224	32,535
SUBTOTAL	\$25,224	\$36,535

Public Info. - Contractual Exp	12,000	12,000
Public Information BOCES	27,598	35,596
SUBTOTAL	\$39,598	\$47,596

TOTAL STAFF	\$102,822	\$109,971
--------------------	------------------	------------------

CENTRAL SERVICES

Operations Salaries	425,369	430,697
Equipment	10,000	10,000
C/E other than energy	80,000	80,000
C/E-Energy	317,000	317,000
Supplies & Materials	73,000	73,000
SUBTOTAL	\$905,369	\$910,697

Maintenance Salaries	135,987	140,517
Contractual Expense	20,000	21,000
Supplies & Materials	22,000	22,000
SUBTOTAL	\$177,987	\$183,517

Central Printing/Mailing Salaries	11,847	12,458
Contractual Expense	28,000	28,000
Supplies & Materials	24,000	24,000
SUBTOTAL	\$63,847	\$64,458

BOCES Services-Data Processing	61,000	61,000
SUBTOTAL	\$61,000	\$61,000

TOTAL CENTRAL SERVICES	\$1,208,203	\$1,219,672
-------------------------------	--------------------	--------------------

SPECIAL ITEMS

Unallocated Insurance	66,000	66,000
School Association Dues	4,000	4,000
BOCES Administration Charges	252,934	251,454
Unclassified Items	4,000	4,000

TOTAL SPECIAL ITEMS	\$326,934	\$325,454
----------------------------	------------------	------------------

TOTAL GENERAL SUPPORT	\$2,049,828	\$2,078,734
------------------------------	--------------------	--------------------

INSTRUCTIONAL

INSTRUCTIONAL ADMIN. & IMPROVEMENT

Supervision Salaries	304,896	323,638
Personnel Salaries	146,527	147,082
Contractual Expense	3,000	3,000
Supplies & Materials	4,000	4,000
SUBTOTAL	\$458,423	\$477,720

BOCES In Service Training	71,677	74,691
SUBTOTAL	\$71,677	\$74,691

TOTAL INSTRUCTIONAL ADMIN.	\$530,100	\$552,411
-----------------------------------	------------------	------------------

TEACHING REGULAR SCHOOLS

Salaries K-5	2,063,080	2,130,253
Salaries 6-8	841,194	872,872
Salaries 9-12	1,105,489	1,150,098
Salaries - Substitutes	94,000	95,000
Personnel Salaries	16,950	17,764
Equipment	500	500
Contractual Expense	42,700	67,700
Supplies & Materials	73,328	73,328
Textbooks	39,523	39,523
BOCES Services	177,610	244,145

TOTAL REGULAR SCHOOLS	\$4,454,374	\$4,691,183
------------------------------	--------------------	--------------------

SPECIAL EDUCATION PROGRAM

Instructional Salaries	909,476	962,492
Personnel Salaries	173,048	174,382
Equipment	0	0
Contractual Expense	80,000	80,000
Tuition	294,312	294,312
BOCES Services	562,673	682,382
Supplies & Materials	8,000	8,000

TOTAL SPECIAL EDUCATION	\$2,027,509	\$2,201,568
--------------------------------	--------------------	--------------------

OCCUPATIONAL EDUCATION

Instructional Salaries	158,230	160,436
BOCES Services	405,656	352,920
Supplies & Materials	5,000	5,000

TOTAL OCCUPATIONAL ED.	\$568,886	\$518,356
-------------------------------	------------------	------------------

TEACHING SPECIAL SCHOOLS

Instructional Salaries	10,000	10,000
BOCES Services	18,392	16,601

TOTAL SPECIAL SCHOOLS	\$28,392	\$26,601
------------------------------	-----------------	-----------------

	Budget 2017-18	Proposed 2018-19
INSTRUCTIONAL MEDIA		
Library Salaries	127,695	131,517
Contractual Expense	1,000	1,000
School Lib. Aid	5,000	5,000
BOCES Services	32,617	34,105
Supplies & Materials	16,500	16,500
SUBTOTAL	\$182,812	\$188,122

A2630 Computer Tech. Salaries	78,682	71,080
Personnel Salaries	103,778	109,154
State Aided Hardware	13,319	14,261
Contractual Expense	7,500	7,500
State Aided Software	11,984	11,984
BOCES Services	345,377	445,233
Supplies & Materials	36,000	36,000
SUBTOTAL	\$596,640	\$695,212

TOTAL INSTRUCTIONAL MEDIA \$779,453 \$883,334

PUPIL PERSONNEL SERVICES

ATTENDANCE		
Personnel Salaries	15,267	15,810
Contractual Expense	100	100
Supplies & Materials	50	50
TOTAL ATTENDANCE	\$15,417	\$15,960

GUIDANCE		
Instructional Salaries	171,068	176,169
Personnel Salaries	32,736	34,304
Contractual Expense	8,000	8,000
BOCES Services	35,000	35,000
Supplies & Materials	1,500	1,500
TOTAL GUIDANCE	\$248,304	\$254,973

HEALTH SERVICES		
A2815 Personnel Salaries	92,067	95,726
Contractual Expense	32,000	32,000
Supplies & Materials	3,000	3,000
TOTAL HEALTH SERVICES	\$127,067	\$130,726

PSYCHOLOGICAL SERVICES		
A2820 Instructional Salaries	99,522	45,000
Contractual Expense	200	200
Supplies & Materials	500	500
TOTAL PSYCHOLOGICAL SERVICES	\$100,222	\$45,700

SOCIAL WORK SERVICES		
A2825 Instructional Salaries	46,201	47,794
Contractual Expense	35,275	35,275
TOTAL SOCIAL SERVICES	\$81,476	\$83,069

CO-CURRICULAR ACTIVITIES		
A2850 Instructional Salaries	46,000	49,340
Personnel Salaries	6,000	7,000
Contractual Expense	3,000	3,000
Supplies & Materials	1,200	1,200
TOTAL CO-CURRICULAR ACTIVITIES	\$56,200	\$60,540

INTERSCHOLASTIC ACTIVITIES		
A2855 Instructional Salaries	201,500	203,000
Personnel Salaries	63,960	63,960
Equipment	2,800	2,800
Contractual Expense	56,000	56,000
BOCES Services	6,327	4,590
Supplies & Materials	20,000	20,000
TOTAL INTERSCHOLASTIC ACTIVITIES	\$50,587	\$350,350

TOTAL PUPIL PERSONNEL SERVICES 979,273 941,318

TOTAL INSTRUCTIONAL \$9,367,986 \$9,814,771

	Budget 2017-18	Proposed 2018-19
PUPIL TRANSPORTATION		

DISTRICT OPERATED		
Personnel Salaries	420,449	423,909
Equipment	2,000	2,000
Contractual Expense	45,000	45,000
BOCES Services	13,644	6,100
Supplies & Materials	155,000	155,000
SUBTOTAL	\$636,093	\$632,009

BUILDING		
Contractual Expense	18,000	18,000
Supplies & Materials	500	500
SUBTOTAL	\$18,500	\$18,500

CONTRACTED TRANSPORTATION 140,000 140,000

TOTAL TRANSPORTATION \$794,593 \$790,509

COMMUNITY SERVICES

COMMUNITY EDUCATION		
Personnel Salaries	10,350	10,816
Contractual Expense	5,000	5,000
SUBTOTAL	\$15,350	\$15,816

TOTAL COMMUNITY SERVICES \$15,350 \$15,816

UNDISTRIBUTED

EMPLOYEE BENEFITS		
State Retirement	251,389	243,485
Teacher Retirement	735,169	769,404
Social Security	624,877	633,824
Workers Compensation	76,290	85,000
Unemployment	5,000	5,000
Disability Insurance	13,000	13,000
Hospitalization Insurance	2,069,117	1,981,625

TOTAL EMPLOYEE BENEFITS \$3,774,842 \$3,731,338

DEBT SERVICE - PRINCIPAL		
BAN - Bus Purchases	116,650	161,000
TOTAL PRINCIPAL	\$116,650	\$161,000

DEBT SERVICE-INTEREST		
BAN - Bus Purchases	5,000	9,500
Revenue Anticipation Notes	10,000	0
TOTAL INTEREST	\$15,000	\$9,500

INTERFUND TRANSFER		
Transfer to Capital Fund - Electric Upgrades	100,000	100,000
Transfer to Debt Service Fund	1,374,540	1,329,450

TOTAL TRANSFER \$1,474,540 \$1,429,450

TOTAL DEBT SERVICE \$1,606,190 \$1,599,950

TOTAL UNDISTRIBUTED \$5,381,032 \$5,331,288

	Budget 2017-18	Proposed 2018-19
TOTAL BUDGET	\$17,608,789	\$18,031,118
APPROPRIATED PLANNED BALANCE	100,000	100,000
GRAND TOTAL BUDGET	\$17,708,789	\$18,131,118

Where do your tax dollars go?

This brochure identifies the line item allocations of District spending. State law requires the District to analyze spending by breaking our school budget into three basic components: Administrative, Capital, and Instructional Programs. Referred to as a three-part budget, this analysis shows another way of looking at District spending.

Administrative – Total Dollars: \$1,961,260

Percent of Budget: 10.82 %

The Administrative component consists of the following expenditures:

- District Office and administrative expenses
- Expenses, salaries and benefits for other administrators and supervisors
- Board of Education expenses and dues
- Business Office and District Clerk expenses
- All legal, insurance, auditing, and other professional services
- District portion of BOCES administrative costs
- Consulting services costs
- Staff development expenses
- District expenses for newsletter, postage, and mailings

Capital – Total Dollars: \$3,194,009

Percent of Budget: 17.62%

The Capital component consists of the following expenditures:

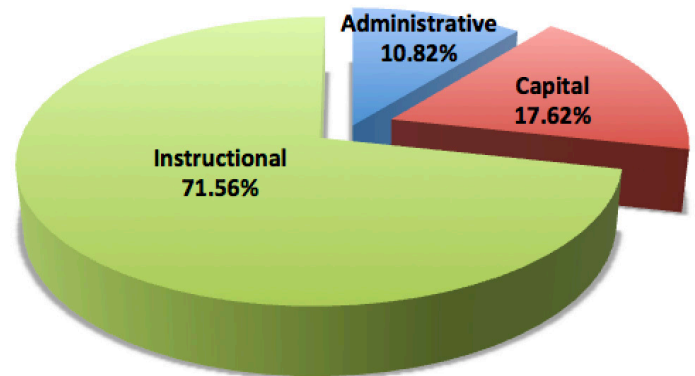
- Annual debt service obligations for District capital projects and the BOCES capital project
- All facility costs, including utilities
- Operation and maintenance expenses
- Salaries and benefits for maintenance staff
- Costs associated with community use of school facilities
- Security costs

Instructional Program – Total Dollars: \$12,975,849

Percent of Budget: 71.56%

The Instructional Program component consists of the following expenditures:

- Salaries and benefits for all teachers and teacher aides
- Salaries and benefits for bus drivers
- All transportation expenses including contract transportation
- BOCES Special Education and Occupational Education costs
- Instructional supplies, textbooks, computers, and software expenses
- Costs for extra-curricular activities and interscholastic sports
- Contractual expenses



Sources of Revenue

	2017-18	2018-19
Anticipated Balance July 1	\$365,000	\$365,000
Appropriated Planned Balance	\$100,000	\$100,000
From Tax Certiorari Reserve	\$25,000	\$25,000
From Retirement Reserve	\$15,000	\$40,000
From Unemployment Reserve	\$50,000	\$15,000
Payments in Lieu of Taxes	\$15,000	\$15,000
Interest and Penalties on Tax	\$13,000	\$13,000
Non-Prop.-Monroe Sales Tax	\$195,000	\$197,000
Continuing Education Tuition	\$5,000	\$5,000
Admissions	\$6,000	\$0
Other Charges for Service	\$100,000	\$190,000
Tuition - Other School Districts	\$70,000	\$70,000
Charges to BOCES - other	\$15,000	\$15,000
Livingston County Grant	\$0	\$0
Interest and Earnings	\$15,000	\$10,000

	2017-18	2018-19
Sales of Instructional Supplies	\$2,000	\$5,000
Refunds of Prior Year's Expenses	\$62,000	\$62,000
Miscellaneous	\$0	\$5,000
Interfund Revenues	\$4,000	\$0
Interfund Transfers - Cafeteria	\$28,000	\$0
State Aid - Foundation	\$6,304,605	\$6,518,686
State Aid - Excess Cost	\$340,774	\$311,000
State Aid - Building	\$1,339,710	\$1,349,091
State Aid - Transportation	\$789,884	\$785,000
State Aid - BOCES	\$875,000	\$900,000
State Aid - Software, Textbooks& Lib.	\$62,720	\$66,037
State Aid - Hardware	\$13,320	\$14,261
Medicaid	\$0	\$20,000
TOTAL ANTICIPATED W/O TAXES	\$10,811,013	\$11,096,075
REAL PROPERTY TAXES	\$6,897,777	\$7,035,043
TOTAL REVENUE	\$17,708,790	\$18,131,118
Total appropriations		\$18,131,118

Board of Education Candidates

There are three open seats this year on the Caledonia-Mumford Central School Board of Education. Each are three-year terms commencing July 1, 2018 and expiring June 30, 2021. All three incumbent candidates are seeking re-election to seats on the CMCS Board of Education.

Timothy Anderson 3277 Clover Street, Caledonia

Lived in the CMCS District: 28 years

Family: Wife Linda; Son Michael and daughter Hannah, both graduates of CMCS

Why do you wish to serve on the Cal-Mum Board of Education?

After completing my third term, I did not hesitate wanting to continue serving on the Cal-Mum Board of Education.

In the past few years, the fiscal condition of New York State has given many new challenges (and there will be more on the horizon) to all Districts in the State from both educational requirements along with the lack of adequate financial funding. The leadership at CMCS along with a fantastic faculty and staff has done a wonderful job in providing students with a quality education. The future will continue to present more and even steeper challenges which will not make things any easier.

CMCS has an excellent educational program from top to bottom and I would like to continue to be a part of that winning tradition.

Arnold Rychlicki 220 North Street, Caledonia

Lived in the CMCS District: 57 years

Family: Wife Karen; Daughter Samantha; Sons Aaron and Jacob. Samantha and Jacob are CMCS graduates; Jacob is a sophomore.

Why do you wish to serve on the Board of Education?

I wish to serve on the Cal-Mum School Board because it is a great opportunity to be part of the decision making process that affects all of the student in the Cal-Mum School District. It is an important volunteer community service that brings with it a lot of pride in the matter of providing the best education for our students with

the least burden to the tax payer. It is an awesome chance to be part of the best team around, made up of teachers, support staff, administrators, the very supportive community and, of course, the students.

William VanAllen 646 Sandhill Road, Caledonia

Lived in the CMCS district: 55 years

Family: Wife Laurie; Daughter Kaylee; Son Matthew. Kaylee and Matthew are CMCS graduates.

Why do you wish to serve on the BOE?

I wish to continue to serve on the board of education for many reasons. I grew up as a resident of Cal-Mum and my wife and I chose to raise our children in this community primarily because of the quality of education Cal-Mum offers.

I have been very fortunate to serve on a board that takes extreme pride in the results that the students annually achieve.

Due to the recent atrocities that have occurred at schools, I believe it is a top priority of school boards to continue to look at new ways of improving the safety of students and staff so that everyone feels safe at school.

Another reason I wish to continue on the BOE is to work as a team member to keep the school and its infrastructure well maintained within a budget that minimizes increased burden on taxpayers.

2018 -2019 Estimated Expenses

Major Areas of Expenditures

	2017-18	2018-19	Difference	% Change
General Support	\$2,049,828	\$2,078,734	\$28,906	1.41%
Instructional	\$936,7986	\$981,477	\$446,785	4.77%
Pupil Transportation	\$ 794,593	\$790,509	(\$4084)	-.51%
Community Services	\$15,350	\$15,816	\$466	3.04%
Employee Benefits	\$377,4842	\$3,731,338	(\$43504)	-1.15%
Debt Service	\$1,606,190	\$1,599,950	(\$6,240)	-.39%
Planned Balance	\$100,000	\$100,000	\$0	0.00%
TOTAL BUDGET	\$17,708,789	\$18,131,118	\$422,329	2.38%



Five Ca-Mum High School Students Inducted to the National Technical Honor Society at Batavia CTE

Congratulations to Summer Anderson, Donovan Kelley, Andrey Musiyevich (not pictured), Joshua Schulik, and Sarah Murray.

These CMCS students were honored with induction into the National Technical Honor Society at the Batavia Career and Technical Center. The NTHS honors the achievements of top career and technical education students, provides scholarships to encourage the pursuit of higher education, and cultivates excellence in today's highly competitive, skilled workforce.

These students met the rigorous criteria set forth by this national organization. Leadership, scholarship, skills, honesty, citizenship, service and responsibility.

The minimum grade point average for acceptance is 3.0. Students are also selected based upon credit hours completed, attendance, volunteer service, and membership in other student organizations.



Proposition #1 – Budget Resolution

BE IT RESOLVED, that the proposed budget of expenditures for the fiscal year 2018-2019 in the amount of \$18,131,118, and for the purposes shown in statement of estimated expenditures adopted by the Board of Education, be one and the same, hereby is approved and the amount thereof shall be raised by a levy of a tax upon the taxable property of the school district.

Proposition #2 – Bus Resolution

The second proposition on the May 15, 2018 ballot will ask voters to approve the purchase of one new replacement bus at a total cost not to exceed \$118,000. New York State Law also requires school districts to obtain voter authorization to spend money from these accounts.

RESOLVED, that the Board of Education of the Caledonia-Mumford Central School District is hereby authorized to undertake the acquisition of a school bus, at an estimated maximum cost of \$118,000, less trade-in value, if any, and such costs, or so much thereof as may be necessary, shall be raised by the levy of a tax to be collected in annual installments; and, in anticipation of such tax, debt obligations of the school district as may be necessary not to exceed such estimated maximum cost shall be issued, or the school district may enter into an installment purchase contract if the Board of Education determines that it is in the best interest of the school district to finance the purchase in that method.



Third Grader Red Raider Jakob Bishop Enjoys Wrestling Success

Congratulations to third grader Jakob Bishop who took first place in the New York Wrestling Association for Youth Western Regional Championship. He went on to compete in the NYWAY State competition at SUNY Brockport. Jakob is a member of the Slingshot Wrestling Club and has an impressive record this year that includes winning six tournaments.

Jakob's supporters from school, Mr. Bulter and Mrs. McLaughlin, along with his family members at the state competition.



Parents as Reading Partners

For two weeks in March the entire elementary school joined together and partnered with our students' parents for the Parents as Reading Partners festival.

The students signed reading contracts, which committed them to spending time each day with a good book. The elementary school celebrated the birthday of the most beloved fictional author, Dr. Seuss and enjoyed hearing from visiting authors.

Each day there were fun activities for the students to participate in including a scavenger hunt, after school adventures in art with Emily Mattice of SPLAT! And D.E.A.R. Day (Drop Everything And Read!).

Classes designed and decorated their hallway using the theme, under the sea. The hallways were judged and the first and fourth grades won!

A book fair allowed students to purchase new books of their own and the PARP festival on Friday night brought out a large number of

families for an evening of bounce houses, games, refreshments, a photo booth and much more.

The PARP festival is made possible by the Cal-Mum PTO and many generous volunteers.



High School Seniors John Boilard (Thing 1), Ian Lenhardt and Danielle Molisani (Thing 2) read to elementary school students during the Read Around event.

High School Musical The Little Mermaid Packs the House

The high school musical Disney's The Little Mermaid entertained audiences for three spectacular performances March 23 – 25, 2018.

The talented cast instantly endeared the audience to its lovable characters Ariel, Sebastian, Flounder, Prince Eric and Scuttle. Equally entertaining were the performances of characters King Triton, Ursula, Flotsam, Jetsam, Chef Louie, Grimsby, Pilot, Leeward, the Mersisters, gulls, sailors, princesses, maids, chefs and servants.



The musical production reached a new level of spectacular this year with several scenes featuring some of the cast members flying and swimming across the stage, which was made possible by the skilled training and equipment of ZFX Flying Effects. This feature added so much to the performance and it would not have been possible without the assistance of the Cal-Mum PTO.

Little Mermaid was produced by Elementary Instrumental Music Teacher Mr. Tom Toyama.

The production crew included Dramatic Director Terry Fyke; Vocal Director Cheryl Toyama; Pit Band/Orchestra Director Middle School Instrumental Music Teacher Matt Trost; Choreographer Lani Toyama Hoskins; Assistant Director Kayla Hunter Yeng (CM alum); Costumer Alexi Waite with assistant Amy Hanley Dykstra. Students handled set painting, lighting, sound and stage arrangements under the direction of Mr. Toyama.



18 High School Students Attend Leadership Conference at SUNY Geneseo



A group of 18 Caledonia-Mumford High School students attended the New York State Council on Leadership and Student Activities (NYS CLSA) conference on April 15, 2018 at SUNY Geneseo.

This year's conference theme was *On Fire for Leadership* and Kyle Scheele was the motivational guest speaker. Cal-Mum students were among 500 students from 23 different school districts attending the conference.

High School Student Council Advisor Aminta Romaguera arranged for the students to attend the leadership conference, which offered a variety of guest speakers and workshops to assist students in furthering their skills in civic awareness, team building, and goal setting.

Students Attending

Freshman – Emma Efung, Summer Lin, Abigail Richter

Sophomores – Olivia Carpino, Nicole Paladino, Max Reed, Jacob Rychlicki, Timothy Turner

Juniors – Brenden Gardner, Gwenlyn Gominiak, Katherine Harmon, Madison Jake, Amber Pike, Megan Welch

Seniors – Danielle Molisani, Megan Mietlicki, Timothy Tetreault, Maria Urriza


Founded in 1987, the New York State Council on Leadership and Student Activities (NYS CLSA) has helped to foster leadership skills among both high school and middle school students throughout New York State. Created by students and their advisors, NYS CLSA offers students the opportunity to learn, share and network with their peers in a safe and supervised environment.

Visit the K-12 Student Art Exhibit on May 15, 2018

Please join us on Tuesday, May 15 for an exhibition of our talented students' art work. This annual art exhibition features a wide variety of art medias from our youngest kindergarten students to our seniors who plan to study art in college.

The art exhibition will take place in the Middle School Music Suite (exhibits in both the choral and instrumental rooms) from 5 p.m. to 7 p.m.

We know you will enjoy the art exhibit and don't forget to stop at the District Office where voting on the annual school budget and board of education candidates will be taking place from 12 noon until 9 p.m.



Cal-Mum Sends Two Teams to Odyssey of the Mind Competition

Caledonia-Mumford sent two teams to the regional Odyssey of the Mind competition held on March 24, 2018 at Perry Central School. Both the Division 1 and 3 teams performed their solutions to this year's classics problem – Mockumentary! Seriously?

The teams were up against some very difficult competition with York and Geneseo Central Schools. Both Cal-Mum teams finished in third place. Congratulations to the team members and coaches on your weeks of hard work.



Division 1: Zayda Kemnitz, Carl Klaver, Ava Amorese, Klair Bosworth and James Patanella.



Division 3: Jacob Rychlicki, Rowen Nothnagle, Claire Weis, Sarah Efung, Hannah Foote and Abigail Richter.

NEW SCHOOL PHYSICAL MANDATES FOR THE 2018-19 SCHOOL YEAR

New York State law requires a current health examination for all students entering the school district for the first time and when entering Pre-K or K, 1st, 3rd, 5th, 7th, 9th and 11th grades. The grade levels listed are slightly different than in the past. Please read this carefully and provide the school nurse with a health examination for any child this pertains to.

The examination must be completed by a New York State licensed physician, physician assistant or nurse practitioner. A copy of the health examination must be provided to the school within the first 30 days from when your child first starts at the school, or when your child starts any of the grades previously listed. The school will contact you if a copy of the examination has not been received within the 30 days of entering the 2018-19 school year.

SIGN UP FOR A SCHOOL PHYSICAL

Any student going into 7th, 9th and 11th grade or interested in participating in a school sport next year will need to provide a current physical to the school nurse. The school physician will be at the school to provide physicals on the following dates:

Middle SchoolMay 22

High SchoolMay 24

If you want your child to have a physical at school have them sign up in the health office with Mrs. Geer.

IMMUNIZATION REQUIREMENTS

For incoming 6th graders:

New York State Public Health Law, section 2164 requires students enrolled in the 6th grade and are 11 years old to be immunized against Tetanus, Diphtheria and Pertussis (Tdap booster) and 2 doses of the varicella vaccine.

Please have your primary care physician send an updated copy of your child's immunization record which includes the Tdap and varicella vaccines before the start of the 2018-19 school year. They will not be allowed to enter school without it.

If your child is not yet old enough to receive the Tdap immunization, please notify the school nurse of the date your child is scheduled to receive it.

For students entering 7th, 8th, 9th, and 12th grades during the 2018-19 school year:

Students entering 7th, 8th, 9th, and 12th grades will be required to be fully vaccinated against meningococcal disease according to the recommendations of the Advisory Committee on Immunization practices (ACIP). The ACIP recommend that all adolescents receive a first dose of MenACWY vaccine at 11-12 years of age and a booster dose at 16 years in order to boost their immunity during the years at which they are at greatest risk of meningococcal disease. If the first dose was administered on or after their 16th birthday, a booster dose is not necessary.

Three Students Place at Tech Wars



Middle and high school students in Mr. Steve Muehleisen's and Mr. Andrew Spencer's Technology classes traveled to Genesee Community College on March 15, 2018 to compete in the annual Tech Wars event along with students from schools from throughout the GLOW region (Genesee, Livingston, Orleans, Wyoming Counties).

Three Cal-Mum students placed in their respective competitions. Junior Joseph DiStefano earned first place in the free architectural CAD design competition. Eighth graders Aidan Anderson and Joseph Bodley placed first and second respectively in the CO2 truck jumping event. The students built their wood trucks in technology class to be entered into the competition.

GCC's Tech Wars started in 2008 as a means for students to take what they learn in their Technology classrooms and compete in a hands-on educational, yet fun, program. The goal of the competition is to encourage students with a deep interest in the subject to pursue post high school education and careers in the various fields of technology.

Tech Wars competitive events included various forms of architectural CAD design and drawing, battlebots soccer, catapults, CO2 races, drafting, robotic tractor pulls and regattas.

CMCS 2016-17 Fiscal Accountability Summary, NYSED

INFORMATION ABOUT EXPENDITURE RATIOS (2015-16) (Data are lagged a year.)

Commissioner's Regulations require that certain expenditure ratios for general-education and special-education students be reported and compared with ratios for similar districts and all public schools. The required ratios for this district are reported below.

The numbers used to compute the statistics on this page were collected on the State Aid Form A, the State Aid Form F, the School District Annual Financial Report (ST-3), and from the Student Information Repository System (SIRS).

THIS SCHOOL DISTRICT	GENERAL EDUCATION	SPECIAL EDUCATION
Instructional Expenditures	\$8,407,564	\$3,041,592
Pupils	784	107
Expenditures Per Pupil	\$10,724	\$28,426

SIMILAR DISTRICT GROUP (Average Need/Resource Capacity)	GENERAL EDUCATION	SPECIAL EDUCATION
Instructional Expenditures	\$8,395,886,4323	\$3,487,990,842
Pupils	747,643	110,460
Expenditures Per Pupil	\$11,230	\$31,577

All School Districts	General Education	Special Education
Instructional Expenditures	\$33,423,609,457	\$14,485,942,729
Pupils	2,649,519	460,996
Expenditures Per Pupil	\$12,615	\$31,423

Instructional Expenditures for General Education are K-12 expenditures for classroom instruction (excluding Special Education) plus a proration of building level administrative and instructional support expenditures. These expenditures include amounts for instruction of students with disabilities in a general-education setting. District expenditures, such as transportation, debt service and district-wide administration are not included.

The pupil count for General Education is K-12 average daily membership plus K-12 pupils for whom the district pays tuition to another school district. This number represents all pupils, including those classified as having disabilities and those not classified, excluding only students with disabilities placed out of district. Pupils resident in the district but attending a charter school are included. For districts in which a county jail is located, this number includes incarcerated youth to whom the district must provide an education program.

Instructional Expenditures for Special Education are K-12 expenditures for students with disabilities (including summer special education expenditures) plus a proration of building-level administrative and instructional support expenditures. District expenditures, such as transportation, debt service and district-wide administration are not included.

The pupil count for Special Education is a count of K-12 students with disabilities for the school year plus students for whom the district receives tuition from another district plus students for whom the district pays tuition to another district. Students attending the State schools at Rome and Batavia, private placements and out-of-state placements are included.

Instructional Expenditures Per Pupil is the simple arithmetic ratio of Instructional Expenditures to Pupils. The total cost of instruction for students with disabilities may include both general- and special-education expenditures. Special-education services provided in the general-education classroom may benefit students not classified as having disabilities.

Total Expenditures Per Pupil

THIS SCHOOL DISTRICT	SIMILAR DISTRICT GROUP	NY STATE
\$21,382	\$21,790	\$23,361

Total Expenditures Per Pupil is the simple arithmetic ratio of Total Expenditures to Pupils. Total Expenditures include district expenditures for classroom instruction, as well as expenditures for transportation, debt service, community service and district-wide administration that are not included in the Instructional Expenditure values for General Education and Special Education. As such, the sum of General Education and Special Education Instructional Expenditures does not equal the Total Expenditures.

Information about Students with Disabilities (2016-17)

Commissioner's Regulations require reporting students with disabilities by the percent of time they are in general education classrooms and the classification rate of students with disabilities. This data is to be compared with percentages for similar districts and all public schools. The required percentages for this district are reported below.

Student Placement

STUDENT PLACEMENT percent of time inside regular classroom	THIS SCHOOL DISTRICT		SIMILAR DISTRICT GROUP	NY STATE
	# of Students	% of Students	Average Need/Resource Capacity % of Students	% of Students
80% or more	71	72.5%	56.8%	58.4%
40%-79%	20	20.4%	19.1%	11.9%
Less than 40%	4	4.1%	16.9%	19.6%
Separate Settings	3	3.1%	4.5%	5.9%
Other Settings	0	0.0%	2.7%	4.5%

The source data for the statistics in this table were reported through the student information repository system (sirs) and verified in verification report 5. The counts are numbers of students reported in the least restrictive environment categories for school-age programs (ages 6-21) on beds day, which is the first wednesday of the reporting year. The percentages represent the amount of time students with disabilities are in general-education classrooms, regardless of the amount and cost of special-education services they receive. Rounding of percentage values may cause them to sum to a number slightly different from 100%.

School-age Students with Disabilities Classification Rate

THIS SCHOOL DISTRICT	SIMILAR DISTRICT GROUP	NY STATE
13.0%	13.4%	14.9%

This rate is a ratio of the count of school-age students with disabilities (ages 4-21) to the total enrollment of all school-age students in the school district, including students who are parentally placed in nonpublic schools located in the school district. The numerator includes all school-age students for whom a district has committee on special education (cse) responsibility to ensure the provision of special-education services. The denominator includes all school-age students who reside in the district. In the case of parentally placed students in nonpublic schools, it includes the number of students who attend the nonpublic schools located in the school district. Source data are drawn from the sirs and from the basic education data system (beds).

Similar district groups are identified according to the need-to-resource-capacity index. More information is available on our nrc capacity categories page



Ukulele players to perform with Dady Brothers May 4



Caledonia-Mumford Elementary School's Ukulele players will perform with the Dady Brothers on Friday, May 4, 2018 for the second in a three concert Celtic series held at First Presbyterian Church on Main Street in Caledonia.

Kayla Klaver, Ava Amorese, Zayda Kemnitz, Joslyn Curtis, Drake Kritzberger, Bella Rapone, Chloe Murray, Brianna Lynn

The ukulele players will rehearse and perform alongside the Dady Brothers as they present a wide variety of music performed on multiple instruments. Joe and John Dady are well known and loved in Western NYS for their traditional Irish music, as well as for more modern bluegrass, country and folk music, much of which they have written and recorded themselves. The brothers are virtuoso players on fiddle, mandolin, guitar, bodhran, banjo, uilleann pipes, harmonica, and penny whistle, as well as being smooth vocal singers.

Cal-Mum Community Education – Something for Everyone!

Follow Cal-Mum Community Education on Facebook!



Cal-Mum Community Education is winding down for the school year. We have had a very successful program over the years and we thank the Cal-mum Board of Education and administration for supporting this program.

Between the fall 2017 and spring 2018 sessions, we had approximately 60 students complete the NYS Department of Motor Vehicles Five Hour Pre-licensing class. This class is a required prerequisite in order to schedule a date for a road test, unless the driver has completed a Driver Education course. It is a huge benefit to our Cal-Mum students and young adult drivers to have this class available to them right here at school. Like all of our Community Education programs, the Five Hour Pre-licensing class is open to the public and you do not need to be from Cal-Mum to attend. We have many students from neighboring schools and communities take the class here.

Last fall we asked our Home and Careers teacher Mrs. Josephine Schalk, to teach a class on how to make the classic Italian cookie, *cuccidati*. She couldn't imagine that anyone would want to attend but she agreed to do it. Her reputation for outstanding culinary skills is widely known and over 40 people registered for the *cuccidati* class. We split this large group into two classes, which combined baked approximately 17 dozen cookies! We are considering a pasta making class for next fall with Mrs. Schalk and the chefs from Farmer's Creekside and L.B. Grand, where customers will find Mrs. Schalk's scrumptious desserts on the menu.

We partnered with a local representative of AARP to offer the Driver Safety class, which when completed, offer discounts on vehicle insurance and a possible reduction in points on the NYS drivers' license. We have a delightful instructor, Bee Sank, who makes the class enjoyable and many times we hear folks tell us that it was more like a fun evening out than a class.

Over the past decade, our SAT Prep class has helped over 300 students be prepared for this important exam needed for college admission. Many students from neighboring school districts attend the SAT Prep class because we offer it at a very reasonable cost to parents and on a flexible schedule.

We invite you to join us in the future for the Cal-Mum Community Education program. We advertise in the Livingston County News, the Genesee Valley Pennysaver, on our school website (www.cal-mum.org), and on Facebook at Cal-Mum Community Education. For more information please call us at 585-538-3449.



The Community is Invited to Join Us on June 14 at 9:30 a.m. for our Flag Day Ceremony

Cal-Mum Elementary School takes great pride in celebrating and honoring the American flag, adopted by the Second Continental Congress in 1777. June 14 is our school and country's celebration of Flag Day.



The community is invited to join Caledonia-Mumford Elementary School and the Matthew Cleary Post 255 American Legion Color Guard for a celebration of the red, white and blue!





Caledonia-Mumford Central School
Caledonia NY 14423

BOARD OF EDUCATION

John Bickford, President
Arnold Rychlicki, Vice-President
Timothy Anderson
Elizabeth Doll
Joseph Geer
Christopher Richter
William VanAllen

ADMINISTRATION

Robert Molisani, Superintendent of Schools
Terry Hasseler, Business Administrator
Dr. Rebekah Chenaille, HS Principal
Paul Estabrooks, MS Principal & CSE Chairperson
David Bulter, Elementary Principal
Michele Meyer, Curriculum & Instruction Director

Non-Profit ORG
U.S. Postage
PAID
Permit #15
Avon, NY 14414

ECRWSS To Boxholder or Resident

Public Hearing: Tuesday, May 8, 2018, 7:00 p.m.

Middle/High School Auditorium, please use Middle School Entrance

Vote: Tuesday, May 15, 2018, 12:00 noon until 9:00 p.m., District Office

Voter Qualifications:

- United States Citizen
- Eighteen (18) years of age or older
- Legal resident of the school district for at least 30 days prior to the district meeting and election

Absentee Ballots


Qualified voters who are unable to vote in person on Tuesday, May 15, 2018 due to illness, travel, or others reasons specified by law, may use an absentee ballot. Voters may pick up an absentee ballot in the District Office prior to May 15 between the hours of 8:00 a.m. to 4:00 p.m. Completed ballots must be received in the District Office by 5:00 p.m. on May 15, 2018. Please call Terry Hasseler at 538-3401 for more information.



119th Commencement at Hamilton Stadium

The community is cordially invited to join the administration, faculty and staff of Caledonia-Mumford Central School as we celebrate the 119th Commencement of the Class of 2018 on Friday, June 22, 2018.

Commencement will begin at 7:15 p.m. at Hamilton Stadium. In the case of inclement weather, commencement will be held inside in the high school gymnasium and advance tickets will be needed.



State Regulations Regarding the Budget

State regulations require that school districts inform the public of the options available to the Board of Education in the event that a budget is not passed. A Board of Education has several options:

1. Resubmit the original budget for another vote
2. Submit a revised budget for voter approval
3. Adopt a contingent budget at a 0% tax levy increase

Under the educational law regarding a contingent budget, the spending increase cannot exceed the total amount of spending in the prior year budget. A contingent budget requires that the Board of Education charge for community use of school facilities and grounds for non-school activities.