

# Official Budget

2016-2017 Fiscal Year



PEARLAND INDEPENDENT SCHOOL DISTRICT

Presented June 14, 2016

Pearland Independent School District 1928 N. Main Pearland, Texas 77581

# TABLE OF CONTENTS

<b>INTRODUCTION</b>	<b>PAGE</b>
Board of Trustees and Administrators.....	1
 <b>FINANCIAL DATA</b>	
Summary of Budget – Two Year Comparison – All Funds.....	2-3A
Graph of Revenues – Two Year Comparison – General Fund.....	4
Graph of 2015-2016 Budget by Function Groups – General Fund.....	5
Graph of 2015-2016 Budget by Object Groups – General Fund.....	6
 <b>HISTORICAL DATA</b>	
Ten Year History of Enrollments.....	7
Ten Year History of General Fund Budgets.....	8
Ten Year History of General Fund Local and State Revenues.....	9

# INTRODUCTION

# PEARLAND INDEPENDENT SCHOOL DISTRICT

## Board of Trustees

Rebecca Decker  
President

Sean Murphy  
Vice President

Lance Botkin  
Secretary

Jeff Barry  
Member

Rusty DeBorde  
Member

Virgil Gant  
Member

Charles Gooden, Jr.  
Member

## Administrators

John Kelly, Ph.D.  
Superintendent

Nanette Weimer  
Deputy Superintendent

Donald Marshall, CPA  
Chief Financial Officer

Cary Partin  
Assistant Superintendent for Student Services

Sonia Serrano  
Assistant Superintendent for Intermediate Education

Brenda Waters, Ed.D.  
Assistant Superintendent for Elementary Education

Nyla Watson, Ed.D.  
Assistant Superintendent of Instructional Programs

# FINANCIAL DATA

**PEARLAND INDEPENDENT SCHOOL DISTRICT**  
**SUMMARY OF BUDGETS - TWO YEAR COMPARISON**  
**ALL GOVERNMENTAL FUND TYPES**

DATA CONTROL CODES		<b>GENERAL FUND</b>		Inc/ Dec
		2016-2017 BUDGET (Proposed)	2015-2016 BUDGET (As amended)	
	<b>REVENUES:</b>			
5700	Local and Intermediate Sources	\$ 70,248,112	\$ 65,267,304	8%
5800	State Program Revenues	88,342,393	88,971,777	-1%
5900	Federal Program Revenues	1,261,000	1,261,000	0%
5020	Total Revenues	<u>\$ 159,851,505</u>	<u>\$ 155,500,081</u>	3%
	<b>EXPENDITURES:</b>			
0011	Instruction	\$ 98,233,392	\$ 94,605,667	4%
0012	Instructional Resources and Media Services	1,678,265	1,589,258	6%
0013	Curriculum Development and Instr. Staff Development	4,858,883	4,651,902	4%
0021	Instructional Leadership	1,985,563	1,948,337	2%
0023	School Leadership	10,495,925	9,942,969	6%
0031	Guidance, Counseling and Evaluation Services	5,635,477	5,397,301	4%
0032	Social Work Services	608,145	501,888	21%
0033	Health Services	1,473,765	1,437,177	3%
0034	Student (Pupil) Transportation	7,938,276	7,767,340	2%
0035	Food Services	-	-	
0036	Extracurricular Activities	4,532,337	4,359,549	4%
0041	General Administration	4,361,863	4,208,241	4%
0051	Facilities Maintenance and Operations	22,636,108	23,100,596	-2%
0052	Security & Monitoring Services	2,083,280	1,975,917	5%
0053	Data Processing Services	4,363,106	4,174,950	5%
0061	Community Services	12,856	12,856	0%
0071	Debt Service	-	-	
0081	Facilities Acquisition and Construction	-	264,035	-100%
0093	Pymts. to Member Districts of Shared Service Arrangements	-	11,379	-100%
0095	Payments to Juvenile Justice Alternative Education Program	123,672	123,672	0%
0099	Other Intergovernmental Charges (Appraisals & Tax Coll.)	606,420	606,420	0%
6050	Total Expenditures	<u>\$ 171,627,333</u>	<u>\$ 166,679,454</u>	3%
	<b>OTHER RESOURCES AND USES:</b>			
7990	Other Resources	\$ 0	\$ 0	
8990	Other (Uses)	(5,000,000)	0	
7000	Total Other Resources and Uses	<u>\$ (5,000,000)</u>	<u>\$ 0</u>	
1200	Excess (Deficiency) of Revenues and Other Resources Over (Under) Expenditures and Other Uses	<u>\$ (16,775,828)</u>	<u>\$ (11,179,373)</u>	

**PEARLAND INDEPENDENT SCHOOL DISTRICT**  
**SUMMARY OF BUDGETS - TWO YEAR COMPARISON**  
**ALL GOVERNMENTAL FUND TYPES**

DATA CONTROL CODES		<b>FOOD SERVICE</b>		Inc/ Dec
		<b>SPECIAL REVENUE FUND</b>		
		2016-2017 BUDGET (Proposed)	2015-2016 BUDGET (As amended)	
	<b>REVENUES:</b>			
5700	Local and Intermediate Sources	\$ 5,412,285	\$ 5,354,800	1%
5800	State Program Revenues	228,000	185,000	23%
5900	Federal Program Revenues	3,824,400	3,791,100	1%
5020	Total Revenues	<u>\$ 9,464,685</u>	<u>\$ 9,330,900</u>	1%
	<b>EXPENDITURES:</b>			
0011	Instruction	\$ -	\$ -	
0012	Instructional Resources and Media Services	-	-	
0013	Curriculum Development and Instr. Staff Development	-	-	
0021	Instructional Leadership	-	-	
0023	School Leadership	-	-	
0031	Guidance, Counseling and Evaluation Services	-	-	
0032	Social Work Services	-	-	
0033	Health Services	-	-	
0034	Student (Pupil) Transportation	-	-	
0035	Food Services	9,464,685	9,364,685	1%
0036	Cocurricular/Extracurricular Activities	-	-	
0041	General Administration	-	-	
0051	Plant Maintenance & Operations	-	-	
0052	Security & Monitoring Services	-	-	
0053	Data Processing Services	-	-	
0061	Community Services	-	-	
0071	Debt Service	-	-	
0081	Capital Outlay	-	-	
0095	Payments to Juvenile Justice Alternative Education Program	-	-	
6050	Total Expenditures	<u>\$ 9,464,685</u>	<u>\$ 9,364,685</u>	1%
	<b>OTHER RESOURCES AND USES:</b>			
7990	Other Resources	\$ -	\$ -	
8990	Other (Uses)	-	-	
7000	Total Other Resources and Uses	<u>\$ 0</u>	<u>\$ 0</u>	
1200	Excess (Deficiency) of Revenues and Other Resources Over (Under) Expenditures and Other Uses	<u>\$ 0</u>	<u>\$ (33,785)</u>	

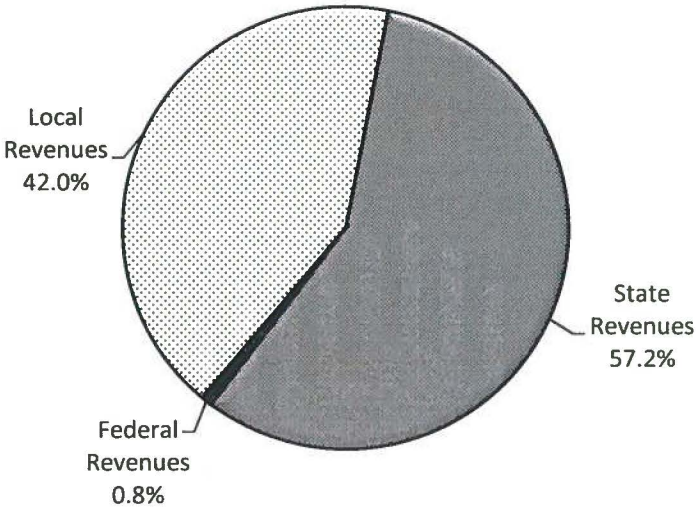
PEARLAND INDEPENDENT SCHOOL DISTRICT  
SUMMARY OF BUDGETS - TWO YEAR COMPARISON  
ALL GOVERNMENTAL FUND TYPES

DATA CONTROL CODES		<b>DEBT SERVICE FUND</b>		Inc/ Dec
		2016-2017 BUDGET (Proposed)	2015-2016 BUDGET (As amended)	
	REVENUES:			
5700	Local and Intermediate Sources	\$ 23,097,052	\$ 22,607,080	2%
5800	State Program Revenues	2,537,148	2,803,067	-9%
5900	Federal Program Revenues	-	-	
5020	Total Revenues	<u>\$ 25,634,200</u>	<u>\$ 25,410,147</u>	1%
	EXPENDITURES:			
0011	Instruction	\$ -	\$ -	
0012	Instructional Resources and Media Services	-	-	
0013	Curriculum Development and Instr. Staff Development	-	-	
0021	Instructional Leadership	-	-	
0023	School Leadership	-	-	
0031	Guidance, Counseling and Evaluation Services	-	-	
0032	Social Work Services	-	-	
0033	Health Services	-	-	
0034	Student (Pupil) Transportation	-	-	
0035	Food Services	-	-	
0036	Cocurricular/Extracurricular Activities	-	-	
0041	General Administration	-	-	
0051	Plant Maintenance & Operations	-	-	
0052	Security & Monitoring Services	-	-	
0053	Data Processing Services	-	-	
0061	Community Services	-	-	
0071	Debt Service	25,634,200	25,615,218	0%
0081	Capital Outlay	-	-	
0095	Payments to Juvenile Justice Alternative Education Program	-	-	
6050	Total Expenditures	<u>\$ 25,634,200</u>	<u>\$ 25,615,218</u>	0%
	OTHER RESOURCES AND USES:			
7990	Other Resources	\$ 0	\$ 51,256,718	
8990	Other (Uses)	0	(51,051,647)	
7000	Total Other Resources and Uses	<u>\$ 0</u>	<u>\$ 205,071</u>	
1200	Excess (Deficiency) of Revenues and Other Resources Over (Under) Expenditures and Other Uses	<u>\$ 0</u>	<u>\$ 0</u>	

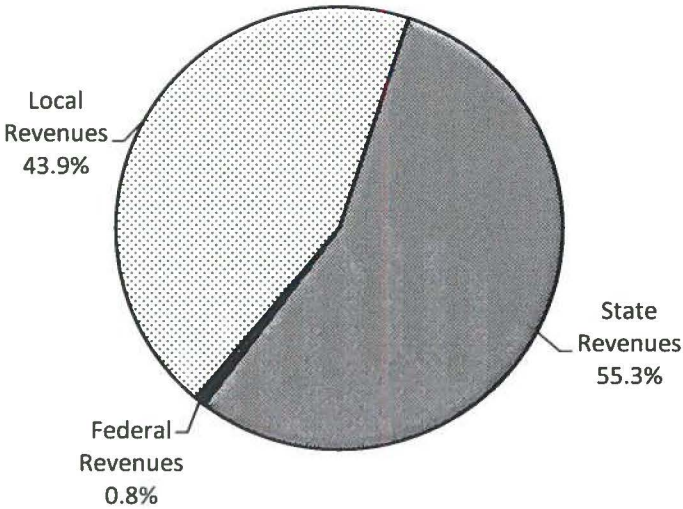


PEARLAND INDEPENDENT SCHOOL DISTRICT  
GENERAL FUND  
SOURCES OF REVENUES

2015-2016



2016-2017



# PEARLAND INDEPENDENT SCHOOL DISTRICT GENERAL FUND 2016-2017 BUDGET BY FUNCTION GROUPS

**Instruction:**

- Classroom Activities
- Curriculum and Staff Development
- Instructional Resources (library)

**Intergovernmental Charges:**

- Juvenile Justice Alternative Education Program
- Property Value Appraisals & Collection of Taxes

**Support Services – Pupil:**

- Co-curricular Activities
- Guidance, Counseling and Evaluation
- Health Services
- Social Work Services
- Student (pupil) Transportation

**School Leadership:**

- Instructional Leadership (central office)
- School Leadership (principal's office)

**Community Services:**

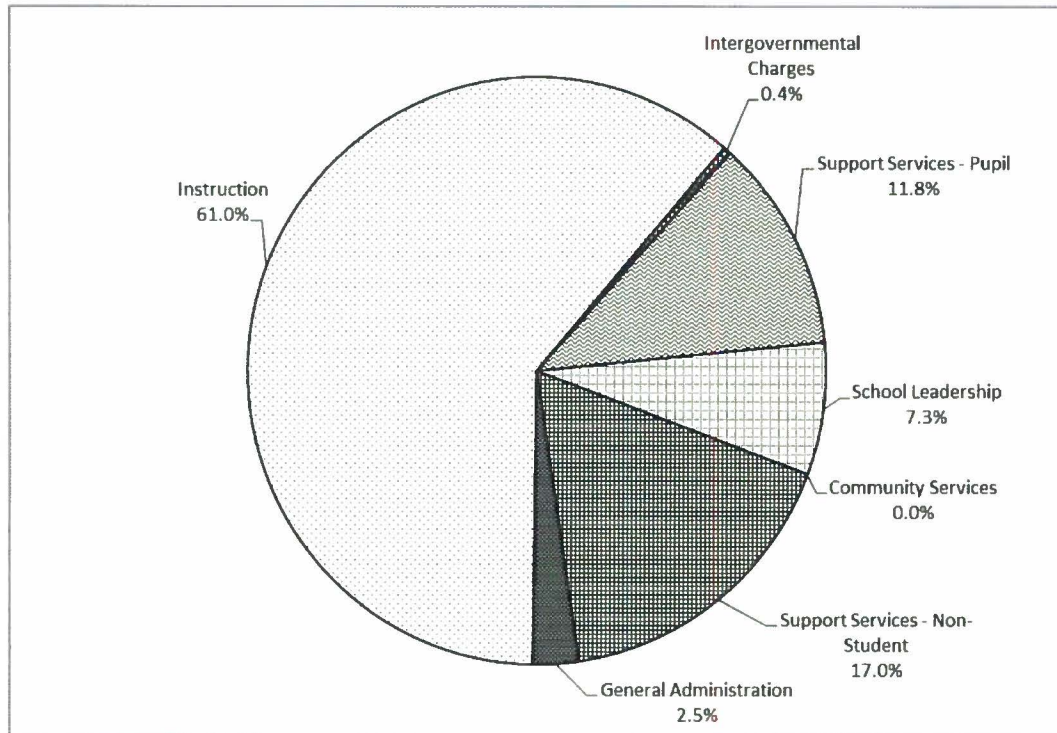
- Education Services to Adults
- Summer Enrichment Programs

**Support Services – Non-Student**

- Building Maintenance
- Custodial Services
- Data Processing Services
- Grounds Maintenance
- Property Insurance
- Security and Monitoring Services
- Technology Network
- Utilities (electrical, water, natural gas, telephone)

**General Administration:**

- Accounting/Business Office
- Communications
- Human Resources
- Legal Services
- Property Appraisal and Tax Collections
- School Board
- Superintendent



# PEARLAND INDEPENDENT SCHOOL DISTRICT GENERAL FUND 2016-2017 BUDGET BY OBJECT GROUPS

**Payroll Costs:**

- Teachers & Other Professionals
- Teacher Retirement System (TRS)
- Group Health Insurance
- Social Security/Medicare
- Substitutes for Teachers
- Support Personnel
- Unemployment Compensation
- Workers' Compensation

**Professional Services:**

- Audit Services
- Contracted Maintenance
- Legal Services
- Region IV Education Support Services
- Rentals
- Special Education Consultants
- Tax Appraisal and Collection Services
- Utilities (electrical, water, natural gas, telephone)

**Supplies & Materials:**

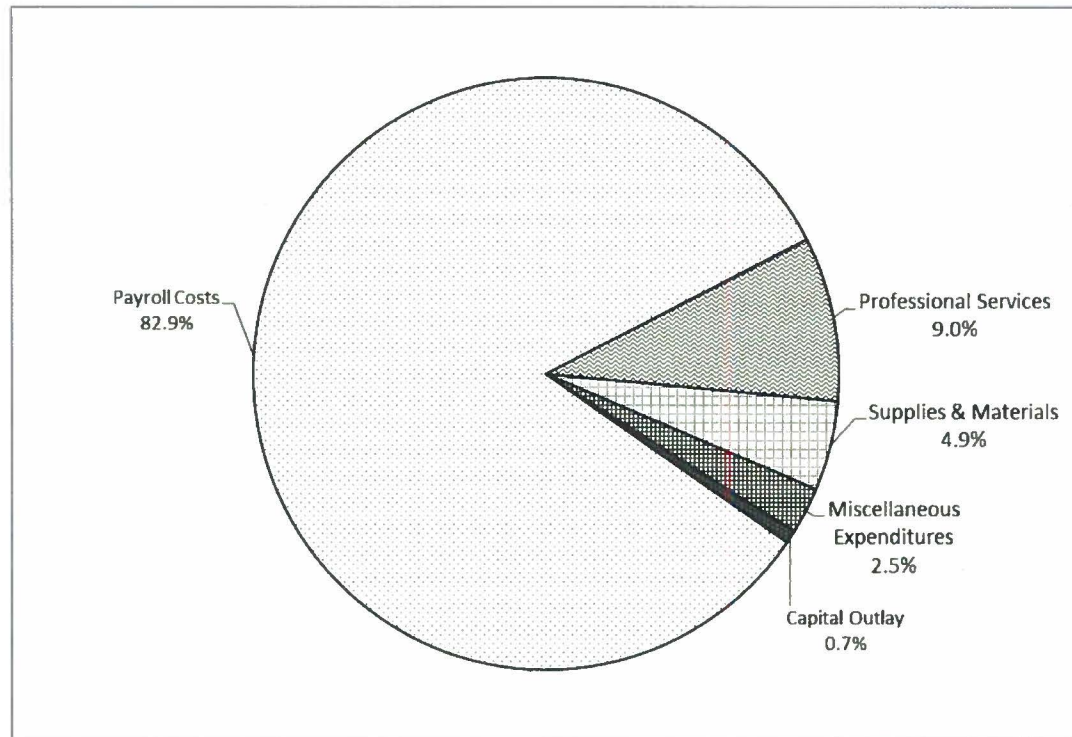
- Fuel for Vehicles
- General Supplies
- Instructional Supplies
- Maintenance Supplies
- Reading Materials
- Testing Supplies
- Textbooks

**Miscellaneous Expenditures:**

- Advertisement for Bids/Proposals
- Election Expenses
- Fees & Dues
- Insurance
- Newsletters
- Travel

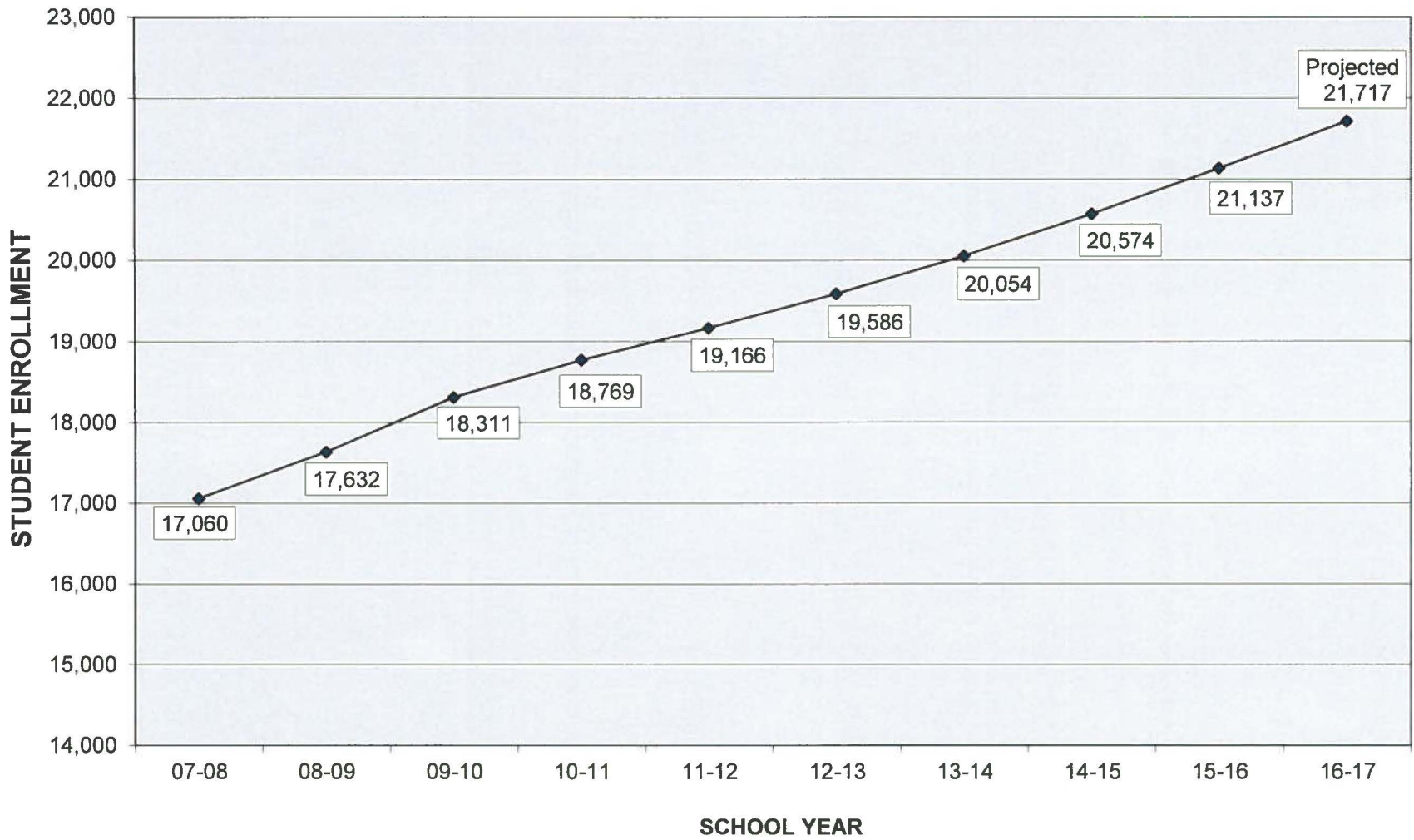
**Capital Outlay:**

- Maintenance Vehicles
- School Buses
- Construction of Facilities
- Purchases of Real Property

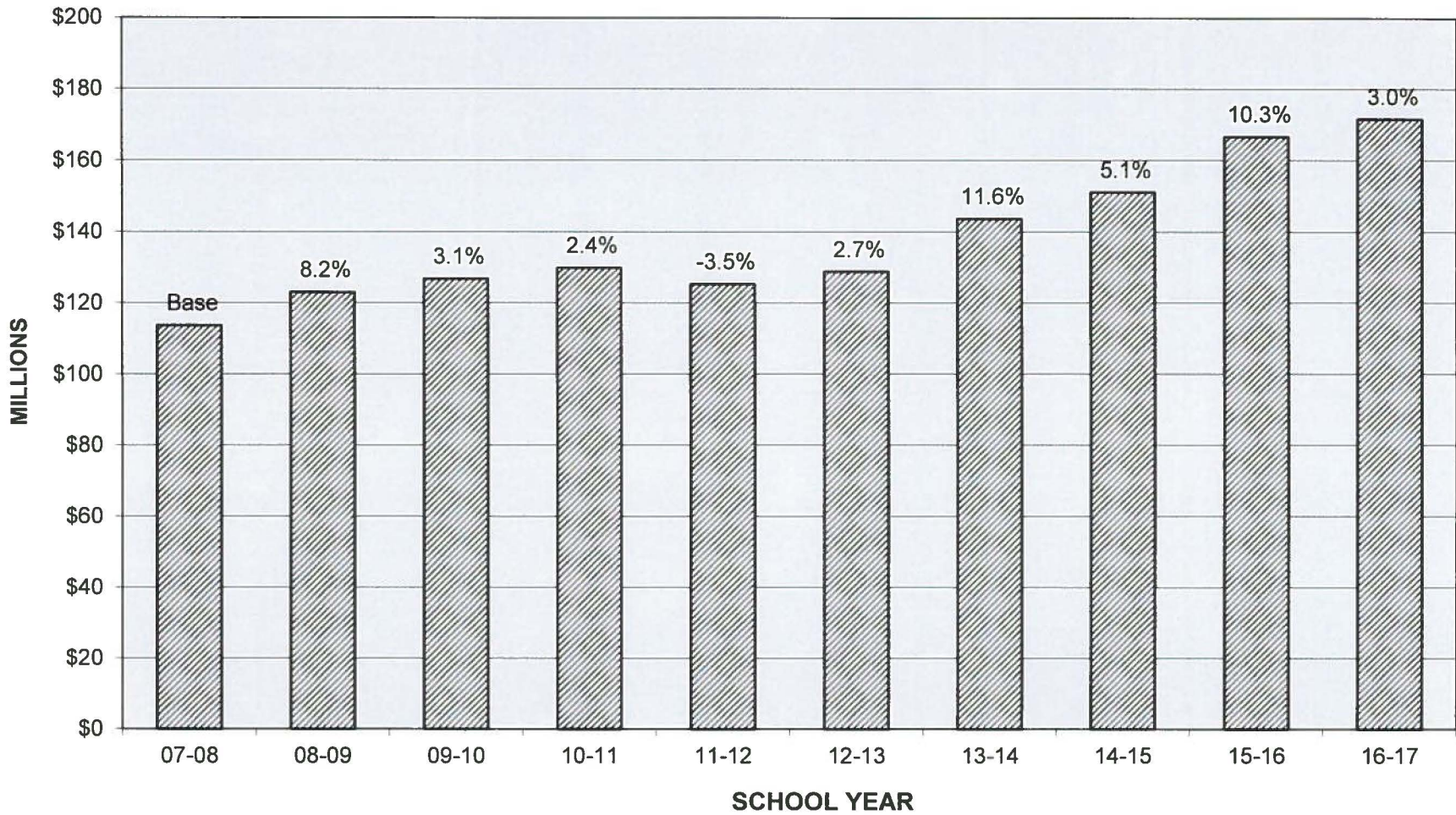


# HISTORICAL DATA

# PEARLAND INDEPENDENT SCHOOL DISTRICT TEN YEAR HISTORY OF ENROLLMENTS



# PEARLAND INDEPENDENT SCHOOL DISTRICT TEN YEAR HISTORY OF GENERAL FUND BUDGETS



**Note: Excludes costs associated with purchasing land, construction and major renovations.**

# PEARLAND INDEPENDENT SCHOOL DISTRICT TEN YEAR HISTORY OF GENERAL FUND LOCAL AND STATE REVENUES

