

# Official Budget

2017-2018 Fiscal Year



PEARLAND INDEPENDENT SCHOOL DISTRICT

Presented June 20, 2017

Pearland Independent School District 1928 N. Main Pearland, Texas 77581

# TABLE OF CONTENTS

<b>INTRODUCTION</b>	<b>PAGE</b>
Board of Trustees and Administrators.....	1
 <b>FINANCIAL DATA</b>	
Summary of Budget – Two Year Comparison – All Funds.....	2-3
Graph of Revenues – Two Year Comparison – General Fund.....	4
Graph of 2017-2018 Budget by Function Groups – General Fund.....	5
Graph of 2017-2018 Budget by Object Groups – General Fund.....	6
 <b>HISTORICAL DATA</b>	
Ten Year History of Enrollments.....	7
Ten Year History of General Fund Budgets.....	8
Ten Year History of General Fund Local and State Revenues.....	9

# INTRODUCTION

# PEARLAND INDEPENDENT SCHOOL DISTRICT

## Board of Trustees

Rebecca Decker  
President

Charles Gooden Jr.  
Vice President

Jeff Barry  
Secretary

Pam Boegler  
Member

Lance Botkin  
Member

Mike Floyd  
Member

Sean Murphy  
Member

## Administrators

John Kelly, Ph.D.  
Superintendent

Nanette Weimer  
Deputy Superintendent

Donald Marshall, CPA  
Chief Financial Officer

David Moody  
Assistant Superintendent for Human Resource Services

Cary Partin  
Assistant Superintendent for Student Services

Sonia Serrano  
Assistant Superintendent for Intermediate Education

Brenda Waters, Ed.D.  
Assistant Superintendent for Elementary Education

Nyla Watson, Ed.D.  
Assistant Superintendent of Instructional Programs

# FINANCIAL DATA

**PEARLAND INDEPENDENT SCHOOL DISTRICT**  
**SUMMARY OF BUDGETS - TWO YEAR COMPARISON**  
**ALL GOVERNMENTAL FUND TYPES**

DATA CONTROL CODES		<b>GENERAL FUND</b>		Inc/ Dec
		2017-2018 BUDGET (Proposed)	2016-2017 BUDGET (As Amended)	
	<b>REVENUES:</b>			
5700	Local and Intermediate Sources	\$ 78,609,248	\$ 70,248,112	12%
5800	State Program Revenues	85,795,876	88,342,393	-3%
5900	Federal Program Revenues	1,366,000	1,261,000	8%
5020	Total Revenues	<u>\$ 165,771,124</u>	<u>\$ 159,851,505</u>	4%
	<b>EXPENDITURES:</b>			
0011	Instruction	\$ 100,903,746	\$ 98,981,175	2%
0012	Instructional Resources and Media Services	1,740,093	1,708,265	2%
0013	Curriculum Development and Instr. Staff Development	5,089,455	4,914,883	4%
0021	Instructional Leadership	2,210,793	2,035,563	9%
0023	School Leadership	11,208,647	10,495,925	7%
0031	Guidance, Counseling and Evaluation Services	5,644,013	5,635,477	0%
0032	Social Work Services	606,566	608,145	0%
0033	Health Services	1,469,665	1,473,765	0%
0034	Student (Pupil) Transportation	8,207,276	7,938,276	3%
0035	Food Services	-	-	
0036	Extracurricular Activities	4,467,780	4,402,337	1%
0041	General Administration	4,506,375	4,361,863	3%
0051	Facilities Maintenance and Operations	23,057,528	22,636,108	2%
0052	Security & Monitoring Services	2,118,163	2,113,280	0%
0053	Data Processing Services	4,301,895	4,513,106	-5%
0061	Community Services	12,856	12,856	0%
0071	Debt Service	-	-	-
0095	Payments to Juvenile Justice Alternative Education Program	123,672	123,672	0%
0099	Other Intergovernmental Charges (Appraisals & Tax Coll.)	638,420	629,420	1%
6050	Total Expenditures	<u>\$ 176,306,943</u>	<u>\$ 172,584,116</u>	2%
	<b>OTHER RESOURCES AND USES:</b>			
7990	Other Resources	\$ 0	\$ 0	
8990	Other (Uses)	0	(5,000,000)	
7000	Total Other Resources and Uses	<u>\$ 0</u>	<u>\$ (5,000,000)</u>	
1200	Excess (Deficiency) of Revenues and Other Resources Over (Under) Expenditures and Other Uses	<u>\$ (10,535,819)</u>	<u>\$ (17,732,611)</u>	

**PEARLAND INDEPENDENT SCHOOL DISTRICT**  
**SUMMARY OF BUDGETS - TWO YEAR COMPARISON**  
**ALL GOVERNMENTAL FUND TYPES**

DATA CONTROL CODES		<b>FOOD SERVICE</b>		
		<b>SPECIAL REVENUE FUND</b>		
		2017-2018 BUDGET (Proposed)	2016-2017 BUDGET (As Amended)	Inc/ Dec
	<b>REVENUES:</b>			
5700	Local and Intermediate Sources	\$ 5,394,500	\$ 5,412,285	0%
5800	State Program Revenues	205,000	228,000	-10%
5900	Federal Program Revenues	4,164,700	3,824,400	9%
5020	Total Revenues	<u>\$ 9,764,200</u>	<u>\$ 9,464,685</u>	3%
	<b>EXPENDITURES:</b>			
0011	Instruction	\$ -	\$ -	
0012	Instructional Resources and Media Services	-	-	
0013	Curriculum Development and Instr. Staff Development	-	-	
0021	Instructional Leadership	-	-	
0023	School Leadership	-	-	
0031	Guidance, Counseling and Evaluation Services	-	-	
0032	Social Work Services	-	-	
0033	Health Services	-	-	
0034	Student (Pupil) Transportation	-	-	
0035	Food Services	9,764,200	9,464,685	3%
0036	Extracurricular Activities	-	-	
0041	General Administration	-	-	
0051	Facilities Maintenance & Operations	-	-	
0052	Security & Monitoring Services	-	-	
0053	Data Processing Services	-	-	
0061	Community Services	-	-	
0071	Debt Service	-	-	
0095	Payments to Juvenile Justice Alternative Education Program	-	-	
0099	Other Intergovernmental Charges (appraisals & Tax Coll.)	-	-	
6050	Total Expenditures	<u>\$ 9,764,200</u>	<u>\$ 9,464,685</u>	3%
	<b>OTHER RESOURCES AND USES:</b>			
7990	Other Resources	\$ -	\$ -	
8990	Other (Uses)	-	-	
7000	Total Other Resources and Uses	<u>\$ 0</u>	<u>\$ 0</u>	
1200	Excess (Deficiency) of Revenues and Other Resources Over (Under) Expenditures and Other Uses	<u>\$ 0</u>	<u>\$ 0</u>	

**PEARLAND INDEPENDENT SCHOOL DISTRICT**  
**SUMMARY OF BUDGETS - TWO YEAR COMPARISON**  
**ALL GOVERNMENTAL FUND TYPES**

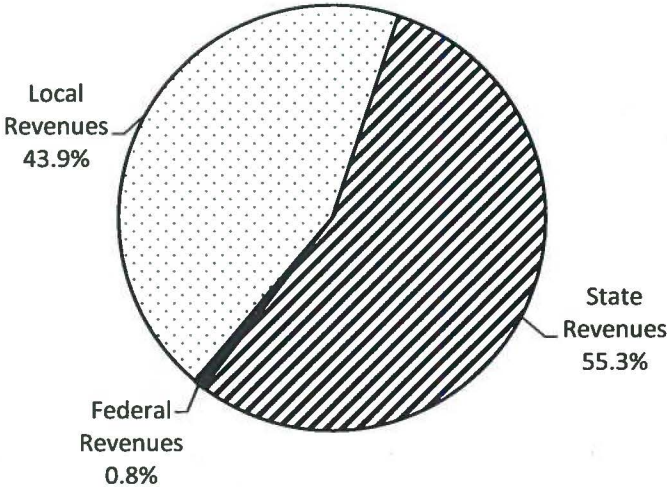
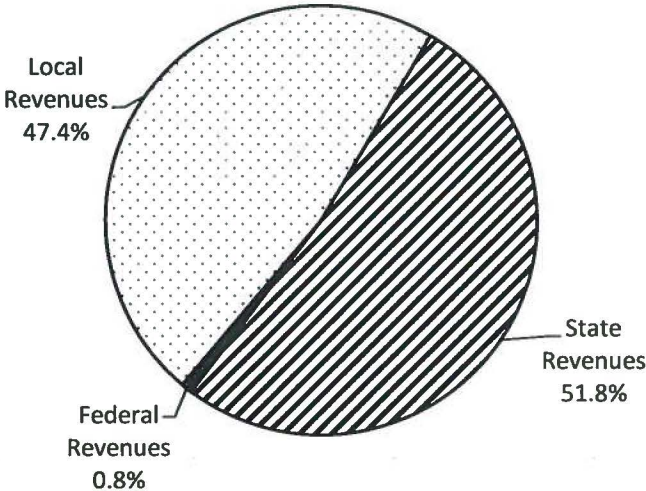
DATA CONTROL CODES		<b>DEBT SERVICE FUND</b>		Inc/ Dec
		2017-2018 BUDGET (Proposed)	2016-2017 BUDGET (As Amended)	
	<b>REVENUES:</b>			
5700	Local and Intermediate Sources	\$ 27,503,844	\$ 23,097,052	19%
5800	State Program Revenues	727,206	2,537,148	-71%
5900	Federal Program Revenues	-	-	
5020	Total Revenues	<u>\$ 28,231,050</u>	<u>\$ 25,634,200</u>	10%
	<b>EXPENDITURES:</b>			
0011	Instruction	\$ -	\$ -	
0012	Instructional Resources and Media Services	-	-	
0013	Curriculum Development and Instr. Staff Development	-	-	
0021	Instructional Leadership	-	-	
0023	School Leadership	-	-	
0031	Guidance, Counseling and Evaluation Services	-	-	
0032	Social Work Services	-	-	
0033	Health Services	-	-	
0034	Student (Pupil) Transportation	-	-	
0035	Food Services	-	-	
0036	Cocurricular/Extracurricular Activities	-	-	
0041	General Administration	-	-	
0051	Plant Maintenance & Operations	-	-	
0052	Security & Monitoring Services	-	-	
0053	Data Processing Services	-	-	
0061	Community Services	-	-	
0071	Debt Service	28,231,050	26,955,200	5%
0095	Payments to Juvenile Justice Alternative Education Program	-	-	
0099	Other Intergovernmental Charges (appraisals & Tax Coll.)	-	-	
6050	Total Expenditures	<u>\$ 28,231,050</u>	<u>\$ 26,955,200</u>	5%
	<b>OTHER RESOURCES AND USES:</b>			
7990	Other Resources	\$ 0	\$ 45,948,706	
8990	Other (Uses)	0	(46,047,466)	
7000	Total Other Resources and Uses	<u>\$ 0</u>	<u>\$ (98,760)</u>	
1200	Excess (Deficiency) of Revenues and Other Resources Over (Under) Expenditures and Other Uses	<u>\$ 0</u>	<u>\$ (1,419,760)</u>	



PEARLAND INDEPENDENT SCHOOL DISTRICT  
GENERAL FUND  
SOURCES OF REVENUES

2017-2018

2016-2017



# PEARLAND INDEPENDENT SCHOOL DISTRICT GENERAL FUND 2017-2018 BUDGET BY FUNCTION GROUPS

**Instruction:**

- Classroom Activities
- Curriculum and Staff Development
- Instructional Resources (library)

**Intergovernmental Charges:**

- Juvenile Justice Alternative Education Program
- Property Value Appraisals & Collection of Taxes

**Support Services – Pupil:**

- Co-curricular Activities
- Guidance, Counseling and Evaluation
- Health Services
- Social Work Services
- Student (pupil) Transportation

**School Leadership:**

- Instructional Leadership (central office)
- School Leadership (principal's office)

**Community Services:**

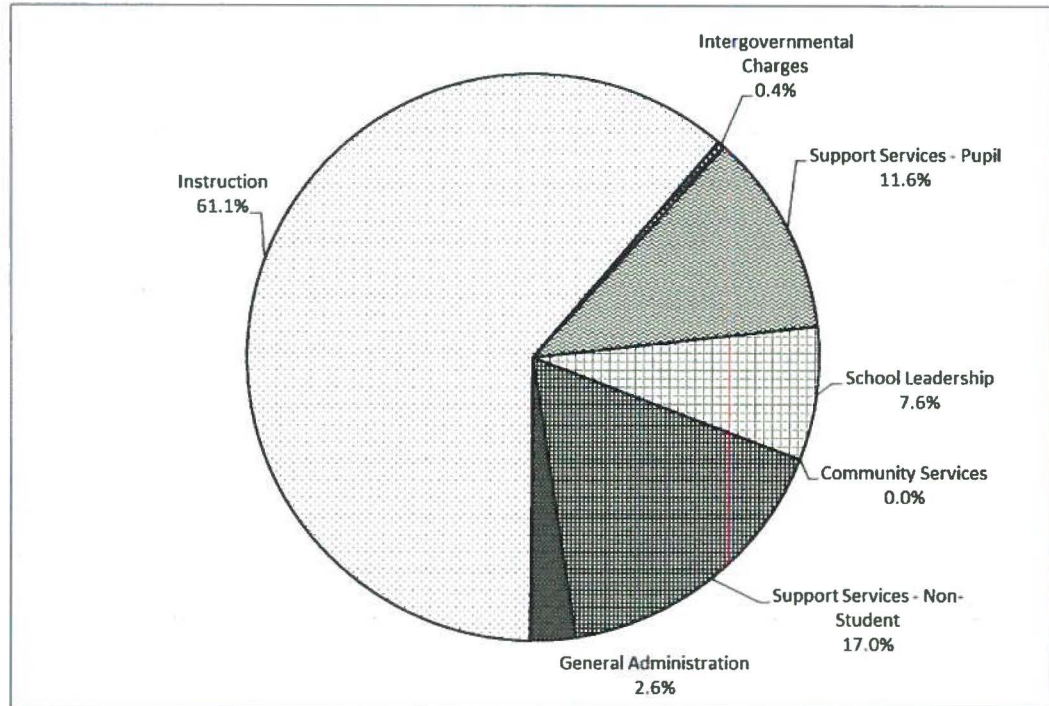
- Education Services to Adults
- Summer Enrichment Programs

**Support Services – Non-Student**

- Building Maintenance
- Custodial Services
- Data Processing Services
- Grounds Maintenance
- Property Insurance
- Security and Monitoring Services
- Technology Network
- Utilities (electrical, water, natural gas, telephone)

**General Administration:**

- Accounting/Business Office
- Communications
- Human Resources
- Legal Services
- Property Appraisal and Tax Collections
- School Board
- Superintendent



# PEARLAND INDEPENDENT SCHOOL DISTRICT GENERAL FUND 2017-2018 BUDGET BY OBJECT GROUPS

**Payroll Costs:**

- Teachers & Other Professionals
- Teacher Retirement System (TRS)
- Group Health Insurance
- Social Security/Medicare
- Substitutes for Teachers
- Support Personnel
- Unemployment Compensation
- Workers' Compensation

**Professional Services:**

- Audit Services
- Contracted Maintenance
- Legal Services
- Region IV Education Support Services
- Rentals
- Special Education Consultants
- Tax Appraisal and Collection Services
- Utilities (electrical, water, natural gas, telephone)

**Supplies & Materials:**

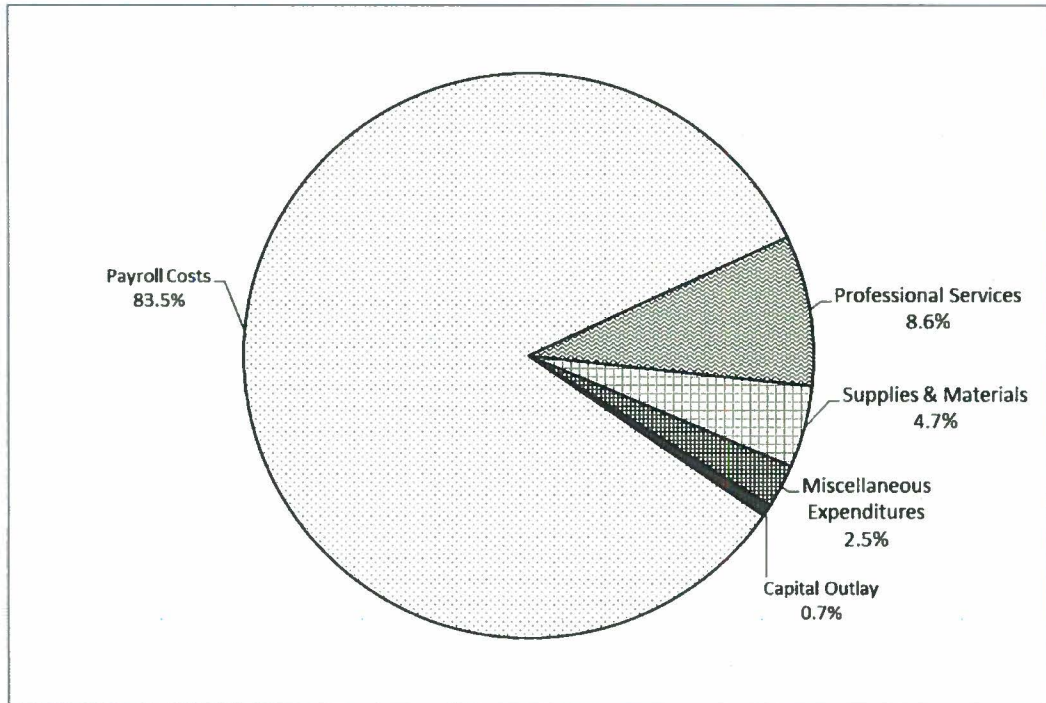
- Fuel for Vehicles
- General Supplies
- Instructional Supplies
- Maintenance Supplies
- Reading Materials
- Testing Supplies
- Textbooks

**Miscellaneous Expenditures:**

- Advertisement for Bids/Proposals
- Election Expenses
- Fees & Dues
- Insurance
- Newsletters
- Travel

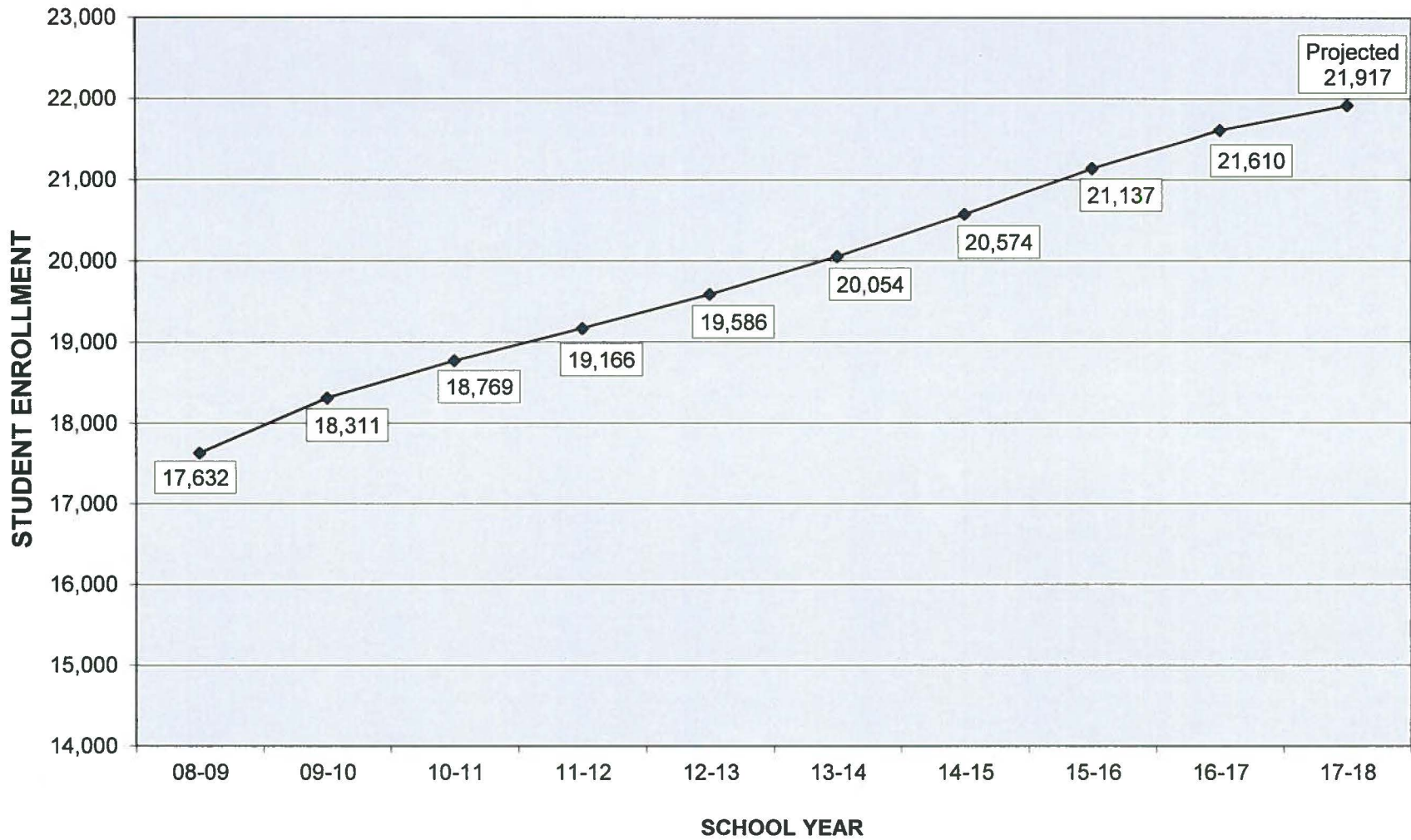
**Capital Outlay:**

- Maintenance Vehicles
- School Buses
- Construction of Facilities
- Purchases of Real Property

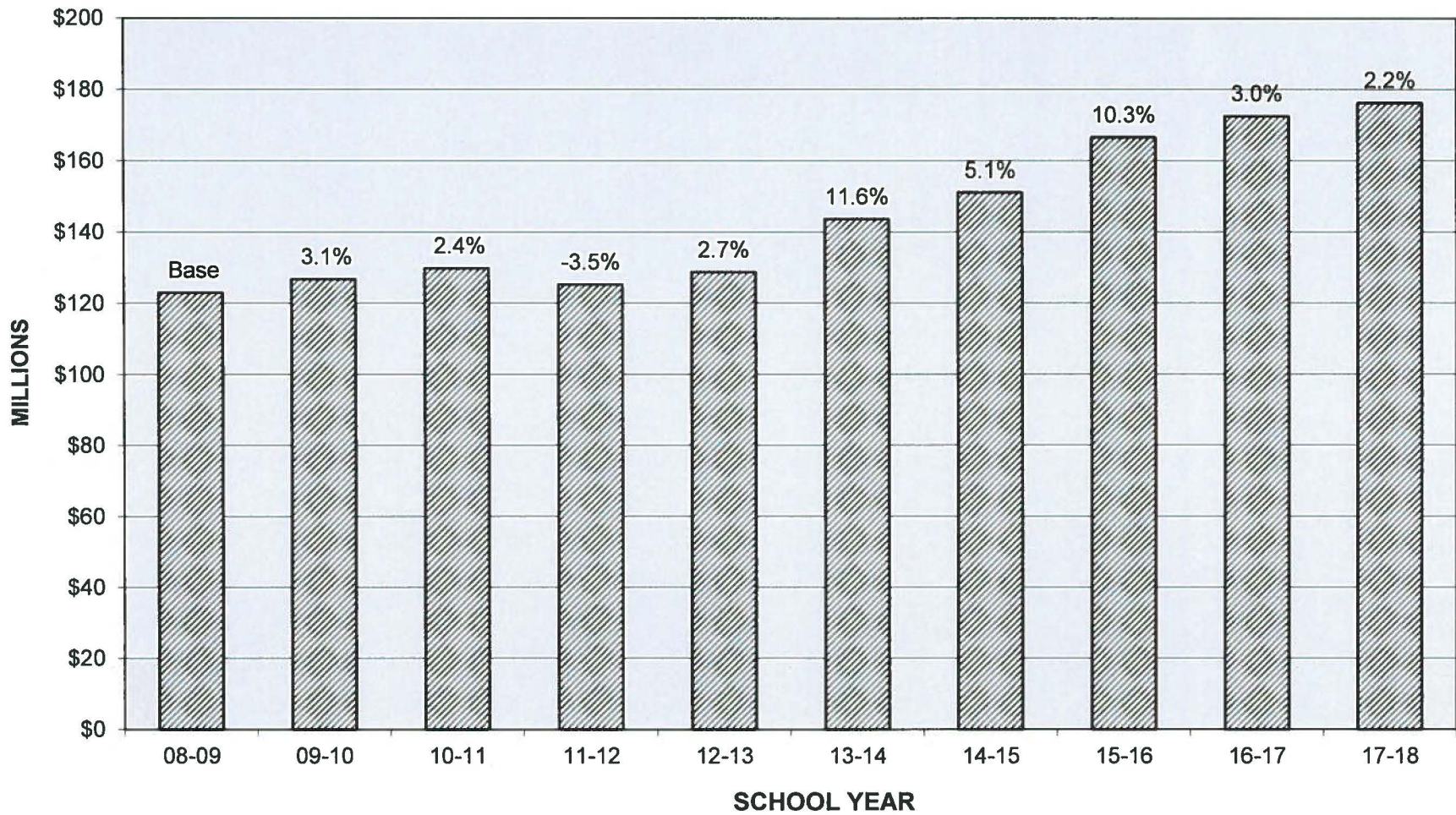


# HISTORICAL DATA

# PEARLAND INDEPENDENT SCHOOL DISTRICT TEN YEAR HISTORY OF ENROLLMENTS



## PEARLAND INDEPENDENT SCHOOL DISTRICT TEN YEAR HISTORY OF GENERAL FUND BUDGETS



**Note: Excludes costs associated with purchasing land, construction and major renovations.**

# PEARLAND INDEPENDENT SCHOOL DISTRICT TEN YEAR HISTORY OF GENERAL FUND LOCAL AND STATE REVENUES

6

