

PRICE LIST

Effective December 2016



SOURCE

Terms & Conditions	3		
Aes	3-6	PC	87-89
Analog Bench	7-8	PC Swivel	90-91
Artifakt	9-10	Plane Tables	92
Artifakt Beam	11-12	Portrait	93-98
Axis	14-15	Portrait Guest	99-100
Axis Stool	16-20	Purl	101-102
Beyond	21-22	Purl Task	103-106
Bøtte	23-24	Purl Guest	107-109
Bøtte Swivel and Stool	25-27	Reveal	110-114
Cache	28-42	Reveal Tables	115-116
Cache Bariatric	43-45	Sash	117-118
Cache Tables	46-47	Scape	119-121
Clever Lounge	48-49	Scape Tables	122-123
Clever Swivel	50-51	Staxx	124-131
Clever Table	52	Tier	138-141
CrissCross Lounge	53-54	U-Lounge	142-143
CrissCross Swivel	55-56	Vee	144-146
Fjord	57-58	Zag	147-151
Font	59-64		
Font Bariatric	65-66		
Hall	67-68		
i-Stack	69-74		
i-Swivel	75-76		
Jump	77-78		
Jump Stool	79-80		
LT Table	81-82		
Martini	83-85		

PRICES

All prices include freight to the destination (tailgate, within the 48 contiguous states). All published prices are recommended retail prices. Applicable sales taxes are additional. Prices are subject to change without notice.

PAYMENT TERMS

Net 30 days, with established credit. Until credit is approved, a fifty percent deposit must be sent with the order, the balance is due prior to shipment.

ACKNOWLEDGEMENTS AND CANCELLATIONS

All orders will be acknowledged in writing. Cancellations cannot be accepted once orders have entered production.

THIRD PARTY FABRIC PRICING

We are proud to offer graded in fabric programs with the following companies—
Anzea ArcCom Architex CF Stinson Camira DesignTex Maharam Mayer Momentum
Paul Brayton Designs Ultrafabrics

CUSTOMER'S OWN MATERIAL—C.O.M.

C.O.M. fabric must be approved prior to acceptance of the order. The material must be provided in 54" wide continuous yardage. All fabric will be directionally cut straight off the bolt unless otherwise specified. A C.O.M. form must be filled out and submitted along with purchase order. Yardage requirements listed are for small patterns or plain materials. The material must be shipped to the factory prepaid and with proper reference to the order. Source International is not responsible for appearance, performance or durability of C.O.M.

WOOD FINISHES

Wood finish names such as Mahogany and Cherry describe color only, not wood species. Stains are applied to maple or similar woods. Wood surfaces have natural variations in grain and porosity and absorb stains differently which may result in variations of final color.

WARRANTY

The customer's complete satisfaction is our goal. All chairs are guaranteed against structural failure for a **lifetime** of normal commercial use by the original purchaser. All mechanisms and controls are guaranteed for a full five years and all upholstered materials for a full three years of normal commercial use (single shift) or a prorated equivalent for multi-shift use.

RETURNS AND ALLOWANCES

No merchandise may be returned without a return authorization and shipping instructions. No credit or allowance will be given for repairs to defective materials unless Source International has given authority to make such repairs.

SHIPMENT AND RISK OF LOSS

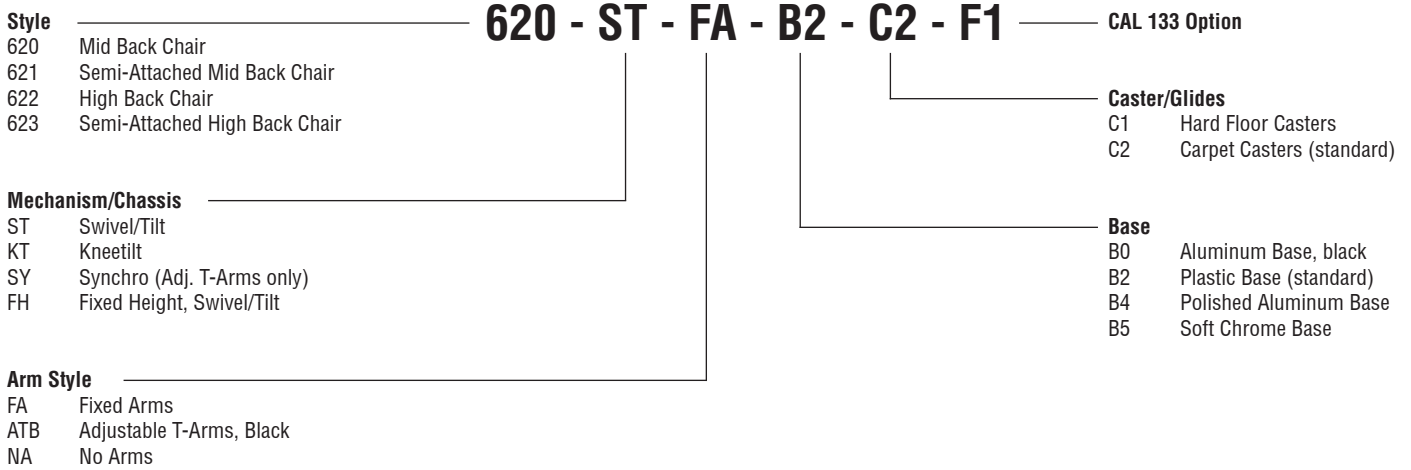
All shipments are made F.O.B. factory with full freight allowed within the 48 contiguous states. Source International reserves the right to select method of shipment and carrier.

Visa / Mastercard / Amex accepted

Source International is a member of 20-20 CAP and GIZA Technology services.

sourceinternationaldesign.com

How to Build an Aes Product Number



Features

- Two Back Heights
- Three Mechanisms Choices (Synchro with T-Arms only)
- Pneumatic Seat Height Adjustment
- High Density Seat Foam
- Luxurious Semi-Attached Upholstery Optional
- Soft Padded Polyurethane Arms
- Five Star Reinforced Nylon Base (Standard)
- Optional Aluminum Base, Powder Coated or Polished
- Hooded Dual Wheel Casters
- Meets ANSI/BIFMA Standards
- CAL117 Standard, CAL133 Optional
- Lifetime Structural Warranty

Option Pricing

C1	Hard Floor Casters	\$25
C2	Carpet Casters	n/c
B0	Black Aluminum Base	\$70
B2	Black Plastic Base (standard)	n/c
B4	Polished Aluminum Base	\$120
B5	Soft Chrome Base	\$80
F1	CAL 133 Fire Rating	\$60
	CAL 133 suitable fabric must be used	
NA	No Arms (deduct from FA)	-\$105

Dimensions

High Back Chair		Mid Back Chair	
Seat	20"D x 20"W	Seat	20"D x 20"W
Seat Height	16.5" - 21" (Fixed Ht 18")	Seat Height	16.5" - 21" (Fixed Ht 18")
Back	29.5"H x 20"W	Back	23.5"H x 20"W
Overall Size	25"W x 25"D	Overall Size	25"W x 25"D
COM	2 yards (Semi-Attached = 3 yards)	COM	1.6 yards (Semi-Attached = 2.4 yards)
COL	30 sqft. (Semi-Attached = 48 sqft.)	COL	26 sqft. (Semi-Attached = 41 sqft.)

Leather Pricing

Leather Prices published in this Price Book are for our Stock Leather "MAMMUT" by Wollsdorf Leather in the colors

- 250599 Black
- 251938 Saddle
- 253272 Chestnut
- 250519 Pewter
- 252004 Charcoal

Other leathers can be quoted by Customer Service

COM/Grade A Grade B Grade C Grade D Grade E Grade F Grade G Grade H Leather COL



Desk / Conference Chair
Mid Back
Fixed Armrests

620-ST-FA-B2-C2	Swivel / Tilt	926	954	963	1,008	1,040	1,102	1,166	1,229	1,296	963
620-KT-FA-B2-C2	Kneetilt	976	1,004	1,013	1,058	1,089	1,152	1,216	1,279	1,346	1,013
620-FH-FA-B2-C2	Fixed Heights, Swivel/Tilt	926	954	963	1,008	1,040	1,102	1,166	1,229	1,296	963



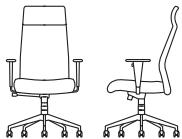
Desk / Conference Chair
High Back
Fixed Armrests

622-ST-FA-B2-C2	Swivel / Tilt	1,068	1,103	1,115	1,171	1,211	1,290	1,369	1,448	1,500	1,115
622-KT-FA-B2-C2	Kneetilt	1,118	1,153	1,165	1,221	1,260	1,340	1,419	1,498	1,549	1,165
622-FH-FA-B2-C2	Fixed Heights, Swivel/Tilt	1,068	1,103	1,115	1,171	1,211	1,290	1,369	1,448	1,500	1,115



Desk / Conference Chair
Mid Back
Adjustable Armrests

620-ST-ATB-B2-C2	Swivel / Tilt	1,028	1,057	1,066	1,111	1,142	1,205	1,269	1,332	1,399	1,253
620-KT-ATB-B2-C2	Kneetilt	1,037	1,064	1,073	1,116	1,146	1,207	1,268	1,329	1,393	1,073
620-SY-ATB-B2-C2	Synchro	1,104	1,133	1,141	1,187	1,218	1,281	1,345	1,407	1,475	1,141
620-FH-ATB-B2-C2	Fixed Heights, Swivel/Tilt	1,028	1,057	1,066	1,111	1,142	1,205	1,269	1,332	1,399	1,253



Desk / Conference Chair
High Back
Adjustable Armrests

622-ST-ATB-B2-C2	Swivel / Tilt	1,171	1,206	1,217	1,274	1,313	1,392	1,471	1,550	1,602	1,217
622-KT-ATB-B2-C2	Kneetilt	1,174	1,208	1,219	1,273	1,311	1,387	1,463	1,539	1,588	1,219
622-SY-ATB-B2-C2	Synchro	1,199	1,232	1,244	1,298	1,336	1,412	1,488	1,564	1,613	1,244
622-FH-ATB-B2-C2	Fixed Heights, Swivel/Tilt	1,171	1,206	1,217	1,274	1,313	1,392	1,471	1,550	1,602	1,217

Grade D
Faux **Leather** **COL**
Leather



**Semi-Attached
 Desk / Conference Chair
 Mid Back
 Fixed Armrests**

621-ST-FA-B2-C2	Swivel / Tilt	1,423	1,881	1,356
621-KT-FA-B2-C2	Kneetilt	1,490	1,948	1,423
621-FH-FA-B2-C2	Fixed Heights, Swivel/Tilt	1,423	1,881	1,356



**Semi-Attached
 Desk / Conference Chair
 High Back
 Fixed Armrests**

623-ST-FA-B2-C2	Swivel / Tilt	1,613	2,144	1,529
623-KT-FA-B2-C2	Kneetilt	1,681	2,211	1,596
623-FH-FA-B2-C2	Fixed Heights, Swivel/Tilt	1,613	2,107	1,529

Leather Pricing

Leather Prices published in this Price Book are for our Stock Leather "MAMMUT" by Wollsdorf Leather in the colors
 250599 Black
 251938 Saddle
 253272 Chestnut
 250519 Pewter
 252004 Charcoal

Other leathers can be quoted by Customer Service

How to Build an Analog Bench Product Number

393 - MLB - WT - NAT - F4

Style

393 Bench

Metal Leg Finish

- MLB Black
- MLS Soft Chrome (Standard)
- MLC Chrome

Trim Piece

- WT Wood Trim Piece
- MT Metal Trim Piece (Matches Metal Leg Finish)

CAL 133 Option

F4 CAL 133 Option

Wood Finish

- NAT Natural
- CHY Cherry
- WCH Warm Cherry
- MAH Mahogany
- ESP Espresso
- WLT Weathered Light
- WMD Weathered Medium
- WNT Walnut
- DWNT Dark Walnut
- 999 Custom

Features

- Nine Standard Wood Finishes
- CAL 117 Standard, CAL 133 Optional
- GreenGuard Certified
- Meets ANSI/BIFMA Standards
- Lifetime Structural Warranty

Dimensions

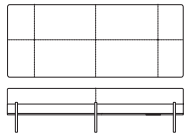
- Overall 16.5'H x 72'W x 33'D
- COM 3 yards
- COL 54 sqft

Option Pricing

- F4 CAL 133 Compliance \$100
- 999 Setup Charge for Custom Wood Finish \$220 net

Analog Bench

COM/Grade A Grade B Grade C Grade D Grade E Grade F Grade G Grade H Leather COL



393-MLS-WT	1,427	1,479	1,549	1,702	1,762	1,880	1,999	2,117	2,316	1,549
393-MLC-WT	1,467	1,519	1,590	1,744	1,884	1,922	2,040	2,159	2,357	1,590
393-MLS-MT	1,543	1,596	1,666	1,820	1,879	1,998	2,116	2,235	2,434	1,666
393-MLC-MT	1,608	1,660	1,731	1,884	1,944	2,062	2,181	2,299	2,498	1,730

How to Build a Artifakt Product Number

370 - SB - CHR - 001

Style

- 370 Poly Chair
- 371 Poly Chair, Uph Seat Pad
- 373 Fully Uph Chair

Frame Style

- SB Star Base
- SL Sled Base
- CH24 Stool Base
- STL30 Stool Base

Shell Color

- 001 Black
- 012 Beige
- 005 White
- 011 Taupe

Frame Finish

- CHR Chrome

Features

- Contoured Polypropylene Seat and Back
- Two Frame Options
- Pivot Glide Standard on Star Base
- Sled Base Stacks 4 High on Floor
- Meets ANSI/BIFMA Standards
- CAL 133 Optional—Contact Customer Service
- Lifetime Structural Warranty

Dimensions

Star Base Chair

- Seat 17"D x 19.5"W x 18"H
- Back 19.5"W x 16"H
- Overall Size 20"W x 22"D x 31.50"H

COM

- Uph Seat Pad 0.6 yards for every two seats
- Fully Uph Seat & Back 1.40 yards

Sled Base Chair

- Seat 17"D x 19.5"W x 18"H
- Back 19.5"W x 16"H
- Overall Size 20"W x 23"D x 30"H

COL

- Uph Seat Pad 6 sqft
- Fully Uph Seat & Back 25 sqft

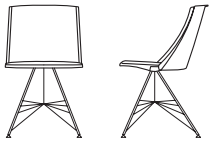
Stool 24"

- Seat 17"D x 19.5"W x 24"H
- Back 19.5"W x 16"H
- Overall Size 20"W x 22"D x 37.5"H

Stool 30"

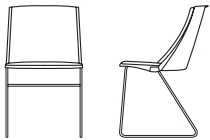
- Seat 17"D x 19.5"W x 30"H
- Back 19.5"W x 16"H
- Overall Size 20"W x 22"D x 43.5"H

COM/Grade A Grade B Grade C Grade D Grade E Grade F Grade G Grade H Leather COL




Artifakt

370-SB-001	Poly Chair, Star Base	452										
371-SB-001	Poly Chair, Uph Seat Pad, Star Base	588	598	613	619	630	654	678	701	696	613	
373-SB	Fully Uph Chair, Star Base	624	648	681	696	724	779	834	889	1,031	681	




Artifakt

370-SL-001	Poly Chair, Sled Base	417										
371-SL-001	Poly Chair, Uph Seat Pad, Sled Base	552	563	576	583	595	619	643	666	660	576	
373-SL	Fully Uph Chair, Sled Base	645	670	702	717	745	800	855	911	1,051	702	



Artifakt Stool 24"

370-CH24-001	Stool 24" Poly Seat & Back, Star Base	510										
371-CH24-001	Stool 24" Uph Seat Pad, Star Base	645	655	670	676	687	711	735	758	752	670	
373-CH24	Stool 24" Fully Uph, Star Base	681	705	738	753	781	836	891	946	1,088	738	



Artifakt Stool 30"

370-STL30-001	Stool 30" Poly Seat & Back, Star Base	510										
371-STL30-001	Stool 30" Uph Seat Pad, Star Base	645	655	670	676	687	711	735	758	752	670	
373-STL30	Stool 30" Fully Uph, Star Base	681	705	738	753	781	836	891	946	1,088	738	

How to Build an Artifakt Beam Product Number

374 - CHR - 001 - T1 - BL

Style

- 374 Two Seat Beam All Poly
- 375 Two Seat Beam Poly Seat and Back with Uph Seat Pad
- 377 Two Seat Beam Fully Upholstered
- 378 Three Seat Beam All Poly
- 379 Three Seat Beam Poly Seat and Back with Uph Seat Pad
- 381 Three Seat Beam Fully Upholstered

Frame Finish

- CHR Chrome Frame Finish

Shell Color

- 001 Black
- 012 Beige
- 005 White
- 011 Taupe

Table Laminate Color

- WHT Linen Matte D427-60
- GRY Fashion Grey D381-60
- GRY2 Slate Grey D81-60
- BLK Black

Optional Table Top

- T1 Linking Table

Features

- Contoured Polypropylene Seat and Back
- Chrome Star Base Beam Design
- Beams Ship Fully Assembled. Linking Table Ships Separately. Simple Installation Required
- Linking Table Must Link Two Beam Units
- CAL 133 Option Available—Contact Customer Service
- GreenGuard Certified
- Meets ANSI/BIFMA Standards
- Lifetime Structural Warranty

Dimensions

Two Seat Beam

Seat	18"H x 19.5"W x 17"D
Back	16"H x 19.5"W
Overall	31.5"H x 43.5"W x 22"D

Three Seat Beam

Seat	18"H x 19.5"W x 17"D
Back	16"H x 19.5"W
Overall	31.5"H x 66.5"W x 22"D

Linking Table

Overall	19"W x 18"D
---------	-------------

COM

Upholstered Seat Pad	0.6 Yards for Every Two Seats
Fully Upholstered	1.4 Yards

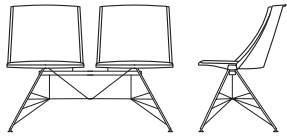
COL

Upholstered Seat Pad	1.1 Sqft for Every Two Seats
Fully Upholstered	26 Sqft

Option Pricing

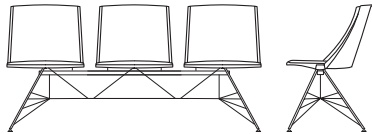
LD	Linking Device	\$140
T1	Linking Table	\$395
FM	Fixed Mount Leg(Hardware Not Included)	\$21

COM/Grade A Grade B Grade C Grade D Grade E Grade F Grade G Grade H Leather COL



Two Seat Beam

374-CHR-001	1121										
375-CHR-001	1323	1333	1336	1353	1366	1388	1412	1436	1490	1336	
377-CHR-001	1463	1512	1529	1607	1663	1773	1883	1995	2241	1529	



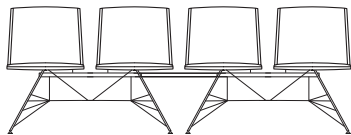
Three Seat Beam

378-CHR-001	1401										
379-CHR-001	1919	2044	2051	2085	2108	2156	2204	2251	2359	2051	
381-CHR-001	1860	1933	1957	2076	2158	2324	2491	2656	3020	1957	



Linking Table

T1	395										
-----------	------------	--	--	--	--	--	--	--	--	--	--



Linking Device

LD	140										
-----------	------------	--	--	--	--	--	--	--	--	--	--

How to Build an Axis Product Number

514 - FL- CHR - NA - NAT - OAK - P3 7006 - P4 A7006/B6868 - PG - F1

<p>Style</p> <p>514 Wood Shell</p> <p>515 Wood Shell with Upholstered Seat Pad</p> <p>516 Fully Upholstered</p>	<p>Premium Veneer Shell Clear Finish</p> <p>OAK Oak</p> <p>WEN Wenge</p> <p>WAL Walnut</p> <p>ZEB Zebra</p>	<p>CAL 133 Option</p> <p>Glide Option</p> <p>PG Plastic Glide</p> <p>FG Felt Glide</p> <p>MG Metal Glide</p>
<p>Frame Style</p> <p>FL Four Leg</p> <p>SL Cantilever Base</p>	<p>Maple Wood Shell Finish</p> <p>NAT Natural</p> <p>CHY Cherry</p> <p>WCH Warm Cherry</p> <p>MAH Mahogany</p> <p>ESP Espresso</p> <p>WLT Weathered Light</p> <p>WMD Weathered Medium</p> <p>WNT Walnut</p> <p>DWNT Dark Walnut</p> <p>999 Custom</p>	<p>Painted Wood Finish P3 Painted Shell</p> <p>7006 White</p> <p>7012 Cream</p> <p>6695 Yellow Light</p> <p>6739 Green</p> <p>6774 Blue Light</p> <p>6842 Fuschia</p> <p>6868 Red</p> <p>6884 Orange</p> <p>7667 Grey</p> <p>7633 Taupe</p> <p>7674 Charcoal</p> <p>6905 Yellow Bright</p> <p>6959 Blue Bright</p>
<p>Frame Finish</p> <p>CHR Chrome</p> <p>SCR Soft Chrome</p> <p>BLK Black Matte</p> <p>WHT White</p> <p>LBNZ Light Bronze</p> <p>MBNZ Medium Bronze</p> <p>DBNZ Dark Bronze</p>	<p>Painted Wood Finish P4 Two Tone Painted Shell</p> <p>Side A (sitting)</p> <p>Side B (outside)</p> <p>7006 White</p> <p>7012 Cream</p> <p>6695 Yellow Light</p> <p>6739 Green</p> <p>6774 Blue Light</p> <p>6842 Fuschia</p> <p>6868 Red</p> <p>6884 Orange</p> <p>7667 Grey</p> <p>7633 Taupe</p> <p>7674 Charcoal</p> <p>6905 Yellow Bright</p> <p>6959 Blue Bright</p>	
<p>Arm Style</p> <p>NA No Arms</p> <p>WA With Arms</p>		

Features

- One Piece Wood Shell
- Four Leg Tubular Frame, Cantilever Frame
- Four Leg Frame Available with Arms or Armless
- Cantilever Frame with Arms Only
- Cantilever Frame Does Not Stack
- Wood Shell FL Model Stacks 5 High on Floor, 8 High on Dolly
- Upholstered Shell Chair Model Stacks 4 High on Floor, 8 High on Dolly
- Seat Pan Standard on Upholstered Model
- Stacking Bumpers Standard on Wood Model
- GreenGuard Certified
- CAL 117 Standard, CAL 133 Optional
- Meets ANSI/BIFMA Standards
- Lifetime Structural Warranty

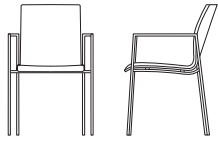
Dimensions

<p>Four Leg Chair</p> <p>Seat 17"D x 17"W x 17.75"H</p> <p>Back 17"W x 17"H</p> <p>Arm 26.25"H</p> <p>Overall Armless 24"D x 19.5"W x 34.5"H</p> <p>Overall w/Arms 24"D x 22"W x 34.5"H</p>	<p>Cantilever Chair</p> <p>Seat 17"D x 17"W x 17.50"H</p> <p>Back 17"W x 17"H</p> <p>Arm 26.25"H</p> <p>Overall w/Arms 26"D x 22"W x 33"H</p>
<p>COM Fully Uph 1.25 yards (Arm Caps Only .12 yds)</p> <p>COM Seat Pad .7 yards per two</p>	<p>COM Fully Uph 1.25 yards (Arm Caps Only .12 yds)</p> <p>COM Seat Pad .7 yards per two</p>
<p>COL Fully Uph 23 sqft (Arm Caps Only 2 sqft)</p> <p>COL Seat Pad 13 sqft</p>	<p>COL Fully Uph 23 sqft (Arm Caps Only 2 sqft)</p> <p>COL Seat Pad 13 sqft</p>

Option Pricing

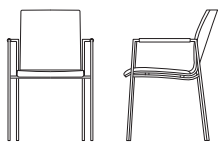
F1 CAL 133 Fire Rating (upholstered only)	\$50	514/FW Four Wheel Storage Dolly	\$500
UAC1 Uph Arm Cap for Wood Model	\$88	WHT White Frame Finish (add to chrome price)	\$75
UAC2 Uph Arm Cap for Upholstered Model	\$88	BLK Black Matte Frame Finish (add to chrome price)	\$75
P3 Painted Shell	\$52	LBNZ Light Bronze Frame Finish (add to chrome price)	\$75
P4 Two Tone Painted Shell		MBNZ Medium Bronze Frame Finish (add to chrome price)	\$75
(Specify Paint Color for A Side and B Side)	\$70	DBZ Dark Bronze Frame Finish (add to chrome price)	\$75
FG Felt Glides (for FL Frames Only)	\$16	OAK Oak Premium Veneer	\$130
MG Metal Glides (for FL Frames Only)	\$16	WAL Walnut Premium Veneer	\$130
999 Net Set up Charge for Custom Wood Finish	\$220	WEN Wenge Premium Veneer	\$130
ENG Laser Engraving	\$35	ZEB Zebra Premium veneer	\$130

COM
 Grade A Grade B Grade C Grade D Grade E Grade F Grade G Grade H Leather COL



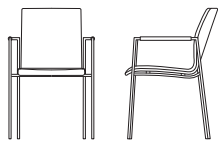
Wood Shell Four Leg Chair

514-SCR-NA	Soft Chrome No Arms	402										
514-CHR-NA	Chrome No Arms	436										
514-SCR-WA	Soft Chrome With Arms	431										
514-CHR-WA	Chrome With Arms	462										



Wood Shell with Upholstered Seat Pad Four Leg Chair

515-SCR-NA	Soft Chrome No Arms	492	504	509	528	542	570	597	625	675	509
515-CHR-NA	Chrome No Arms	525	538	542	562	575	603	631	658	708	542
515-SCR-WA	Soft Chrome With Arms	510	521	525	545	560	587	615	642	693	525
515-CHR-WA	Chrome With Arms	551	563	567	587	600	628	656	683	733	567




Fully Upholstered Four Leg Chair

516-SCR-NA	Soft Chrome No Arms	532	554	562	597	621	671	720	770	856	562
516-CHR-NA	Chrome No Arms	566	578	595	630	655	704	754	803	889	595
516-SCR-WA	Soft Chrome With Arms	549	571	578	614	639	687	737	786	874	578
516-CHR-WA	Chrome With Arms	591	613	620	655	680	729	779	828	915	620

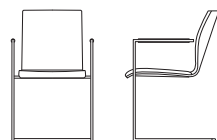
Axis Cantilever

COM
Grade A Grade B Grade C Grade D Grade E Grade F Grade G Grade H Leather COL




Wood Shell Cantilever Chair

514-SCR-WA	Soft Chrome With Arms	656
514-CHR-WA	Chrome With Arms	740



Wood Shell with Upholstered Seat Pad Cantilever Chair

515-SCR-WA	Soft Chrome With Arms	746	758	762	782	796	824	851	879	929	762
515-CHR-WA	Chrome With Arms	830	842	847	866	880	908	935	963	1,013	847



Fully Upholstered Cantilever Chair

516-SCR-WA	Soft Chrome With Arms	786	808	815	850	875	925	973	1,023	1,110	815
516-CHR-WA	Chrome With Arms	870	892	900	935	959	1,009	1,058	1,108	1,194	900

How to Build an Axis Stool Product Number

517 - CH24 - CHR - NA - NAT - OAK - P3 7006 - P4 A7006/B6868 - PG - F1

<p>Style</p> <p>514 Wood Shell</p> <p>515 Wood Shell with Upholstered Seat Pad</p> <p>516 Fully Upholstered</p> <p>517 Wood Shell Mid Back</p> <p>518 Wood Shell with Upholstered Seat Pad Mid Back</p> <p>519 Fully Upholstered Mid Back</p> <p>Frame Style</p> <p>CH24 Stool</p> <p>STL30 Stool</p> <p>Frame Finish</p> <p>CHR Chrome</p> <p>SCR Soft Chrome</p> <p>BLK Black Matte</p> <p>WHT White</p> <p>LBNZ Light Bronze</p> <p>MBNZ Medium Bronze</p> <p>DBNZ Dark Bronze</p>	<p>Premium Veneer Shell Clear Finish</p> <p>OAK Oak</p> <p>WEN Wenge</p> <p>WAL Walnut</p> <p>ZEB Zebra</p> <p>Maple Wood Shell Finish</p> <p>NAT Natural</p> <p>CHY Cherry</p> <p>WGH Warm Cherry</p> <p>MAH Mahogany</p> <p>ESP Espresso</p> <p>WLT Weathered Light</p> <p>WMD Weathered Medium</p> <p>WNT Walnut</p> <p>DWNT Dark Walnut</p> <p>999 Custom</p> <p>Arm Style</p> <p>NA No Arms</p> <p>WA With Arms</p>	<p>Painted Wood Finish P3 Painted Shell</p> <p>7006 White</p> <p>7012 Cream</p> <p>6695 Yellow Light</p> <p>6739 Green</p> <p>6774 Blue Light</p> <p>6842 Fuschia</p> <p>6868 Red</p> <p>6884 Orange</p> <p>7667 Grey</p> <p>7633 Taupe</p> <p>7674 Charcoal</p> <p>6905 Yellow Bright</p> <p>6959 Blue Bright</p> <p>Painted Wood Finish P4 Two Tone Painted Shell</p> <p>Side A (sitting)</p> <p>Side B (outside)</p> <p>7006 White</p> <p>7012 Cream</p> <p>6695 Yellow Light</p> <p>6739 Green</p> <p>6774 Blue Light</p> <p>6842 Fuschia</p> <p>6868 Red</p> <p>6884 Orange</p> <p>7667 Grey</p> <p>7633 Taupe</p> <p>7674 Charcoal</p> <p>6905 Yellow Bright</p> <p>6959 Blue Bright</p>	<p>CAL 133 Option</p> <p>Glide Option</p> <p>PG Plastic Glide</p> <p>FG Felt Glide</p> <p>MG Metal Glide</p>
--	---	--	--

Features

One Piece Wood Shell	GreenGuard Certified
Four Leg Tubular Frame	CAL 117 Standard CAL 133 Optional
Four Leg Frame Available with Arms or Armless	Meets ANSI/BIFMA Standards
	Lifetime Structural Warranty

Dimensions

CH24 Stool		STL30 Stool	
Seat	17"D x 17"W x 24"H	Seat	17"D x 17"W x 30"H
Back	17"W x 17"H	Back	17"W x 17"H
Arm	20.25"H	Arm	26.25"H
Overall Armless	24"D x 19.5"W x 40.5"H	Overall Armless	24"D x 19.5"W x 46.5"H
Overall w/Arms	24"D x 22"W x 40.5"H	Overall w/Arms	24"D x 22"W x 46.5"H

CH24 Stool Mid Back

Seat	17"D x 17"W x 24"H
Back	17"W x 12.5"H
Arm	20.25"H
Overall Armless	24"D x 19.5"W x 36"H
Overall w/Arms	24"D x 22"W x 36"H

STL30 Stool Mid Back

Seat	17"D x 17"W x 30"H
Back	17"W x 12.5"H
Arm	26.25"H
Overall Armless	24"D x 19.5"W x 42"H
Overall w/Arms	24"D x 22"W x 42"H


COM Fully Uph	1.25 yards (Arm Caps Only .12 yds)	COM Fully Uph	1.25 yards (Arm Caps Only .12 yds)
COM Seat Pad	.7 yards per two	COM Seat Pad	.7 yards per two
COL Fully Uph	23 sqft (Arm Caps Only 2 sqft)	COL Fully Uph	23 sqft (Arm Caps Only 2 sqft)
COL Seat Pad	13 sqft	COL Seat Pad	13 sqft

Option Pricing

F1	CAL 133 Fire Rating (upholstered only)	\$50	WHT	White Frame Finish(add to chrome price)	\$75
UAC1	Uph Arm Cap for Wood Model	\$88	BLK	Black Matte Frame Finish (add to chrome price)	\$75
UAC2	Uph Arm Cap for Upholstered Model	\$88	LBNZ	Light Bronze Frame Finish (add to chrome price)	\$75
P3	Painted Shell	\$52	MBNZ	Medium Bronze Frame Finish (add to chrome price)	\$75
P4	Two Tone Painted Shell		DBZ	Dark Bronze Frame Finish (add to chrome price)	\$75
	(Specify Paint Color for A Side and B Side)	\$70	OAK	Oak Premium Veneer	\$130
FG	Felt Glides	\$16	WAL	Walnut Premium Veneer	\$130
MG	Metal Glides	\$16	WEN	Wenge Premium Veneer	\$130
999	Net Set up Charge for Custom Wood Finish	\$220	ZEB	Zebra Premium veneer	\$130
ENG	Laser Engraving	\$35			


COM
Grade A Grade B Grade C Grade D Grade E Grade F Grade G Grade H Leather COL

24 in. Wood Shell Stool Mid Back




517-CH24-SCR-NA	Soft Chrome No Arms	535
517-CH24-CHR-NA	Chrome No Arms	621
517-CH24-SCR-WA	Soft Chrome With Arms	551
517-CH24-CHR-WA	Chrome With Arms	632

24 in. Wood Shell with Upholstered Seat Pad Stool Mid Back



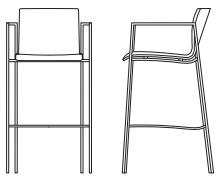
518-CH24-SCR-NA	Soft Chrome No Arms	624	636	641	660	674	702	729	757	807	641
518-CH24-CHR-NA	Chrome No Arms	710	723	727	747	760	788	815	843	893	727
518-CH24-SCR-WA	Soft Chrome With Arms	630	643	647	666	680	707	735	763	813	647
518-CH24-CHR-WA	Chrome With Arms	722	734	738	758	772	800	827	855	905	738

24 in. Fully Upholstered Stool Mid Back



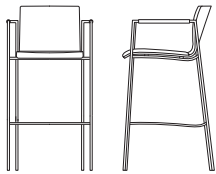
519-CH24-SCR-NA	Soft Chrome No Arms	665	686	694	728	753	803	852	902	988	694
519-CH24-CHR-NA	Chrome No Arms	710	773	780	815	839	889	938	988	1,074	780
519-CH24-SCR-WA	Soft Chrome With Arms	630	705	712	748	773	822	872	920	1,008	712
519-CH24-CHR-WA	Chrome With Arms	762	784	791	827	851	901	950	999	1,086	791

COM
 Grade A Grade B Grade C Grade D Grade E Grade F Grade G Grade H Leather COL



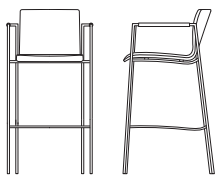
30 in. Wood Shell Stool Mid Back

517-STL30-SCR-NA	Soft Chrome No Arms	535
517-STL30-CHR-NA	Chrome No Arms	621
517-STL30-SCR-WA	Soft Chrome With Arms	551
517-STL30-CHR-WA	Chrome With Arms	632



30 in. Wood Shell with Upholstered Seat Pad Stool Mid Back


518-STL30-SCR-NA	Soft Chrome No Arms	624	636	641	660	674	702	729	757	807	641
518-STL30-CHR-NA	Chrome No Arms	710	723	727	747	760	788	815	843	893	727
518-STL30-SCR-WA	Soft Chrome With Arms	630	643	647	666	680	707	735	763	813	647
518-STL30-CHR-WA	Chrome With Arms	722	734	738	758	772	800	827	855	905	738



30 in. Fully Upholstered Stool Mid Back

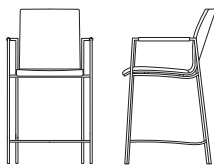
519-STL30-SCR-NA	Soft Chrome No Arms	665	686	694	728	753	803	852	902	988	694
519-STL30-CHR-NA	Chrome No Arms	710	773	780	815	839	889	938	988	1,074	780
519-STL30-SCR-WA	Soft Chrome With Arms	630	705	712	748	773	822	872	920	1,008	712
519-STL30-CHR-WA	Chrome With Arms	762	784	791	827	851	901	950	999	1,086	791

COM
Grade A Grade B Grade C Grade D Grade E Grade F Grade G Grade H Leather COL




24 in. Wood Shell Stool

514-CH24-SCR-NA	Soft Chrome No Arms	535
514-CH24-CHR-NA	Chrome No Arms	621
514-CH24-SCR-WA	Soft Chrome With Arms	551
514-CH24-CHR-WA	Chrome With Arms	632



24 in. Wood Shell with Upholstered Seat Pad


515-CH24-SCR-NA	Soft Chrome No Arms	624	636	641	660	674	702	729	757	807	641
515-CH24-CHR-NA	Chrome No Arms	710	723	727	747	760	788	815	843	893	727
515-CH24-SCR-WA	Soft Chrome With Arms	630	643	647	666	680	707	735	763	813	647
515-CH24-CHR-WA	Chrome With Arms	722	734	738	758	772	800	827	855	905	738



24 in. Fully Upholstered Stool


516-CH24-SCR-NA	Soft Chrome No Arms	665	686	694	728	753	803	852	902	988	694
516-CH24-CHR-NA	Chrome No Arms	710	773	780	815	839	889	938	988	1,074	780
516-CH24-SCR-WA	Soft Chrome With Arms	630	705	712	748	773	822	872	920	1,008	712
516-CH24-CHR-WA	Chrome With Arms	762	784	791	827	851	901	950	999	1,086	791

COM
Grade A Grade B Grade C Grade D Grade E Grade F Grade G Grade H Leather COL




30 in. Wood Shell Stool

514-STL30-SCR-NA	Soft Chrome No Arms	535
514-STL30-CHR-NA	Chrome No Arms	621
514-STL30-SCR-WA	Soft Chrome With Arms	551
514-STL30-CHR-WA	Chrome With Arms	632



30 in. Wood Shell with Upholstered Seat Pad

515-STL30-SCR-NA	Soft Chrome No Arms	624	636	641	660	674	702	729	757	807	641
515-STL30-CHR-NA	Chrome No Arms	710	723	727	747	760	788	815	843	893	727
515-STL30-SCR-WA	Soft Chrome With Arms	630	643	647	666	680	707	735	763	813	647
515-STL30-CHR-WA	Chrome With Arms	722	734	738	758	772	800	827	855	905	738



30 in. Fully Upholstered Stool

516-STL30-SCR-NA	Soft Chrome No Arms	665	686	694	728	753	803	852	902	988	694
516-STL30-CHR-NA	Chrome No Arms	710	773	780	815	839	889	938	988	1,074	780
516-STL30-SCR-WA	Soft Chrome With Arms	630	705	712	748	773	822	872	920	1,008	712
516-STL30-CHR-WA	Chrome With Arms	762	784	791	827	851	901	950	999	1,086	791

How to Build a Beyond Product Number

945 - WDL - CHR - OAK - NAT - F2

Style

- 945 Upholstered
- 946 Channel Stitch
- 947 Tufted Cushion

Leg/Base Style

- WDL Wood Leg
- SCS Self Centering Four Star Swivel

Metal Finish for Swivel Base

- CHR Chrome
- SCR Soft Chrome
- BLK Black Matte
- WHT White
- LBNZ Light Bronze
- MBNZ Medium Bronze
- DBNZ Dark Bronze

Premium Veneer Shell

- OAK Oak
- WEN Wenge
- WAL Walnut
- ZEB Zebra
- PAL Palisander

Clear Finish

CAL 133 Option

- F2 Seat & Back

Oak Shell Finish Option

Wood Finish for Oak

Shells Only

- NAT Natural
- CHY Cherry
- WCH Warm Cherry
- MAH Mahogany
- ESP Espresso
- WLT Weathered Light
- WMD Weathered Medium
- WNT Walnut
- DWNT Dark Walnut
- 999 Custom

Features

- Three Upholstery Styles
- Two Base Options
- Premium Veneers Have Clear Coat Finish
- Standard Wood and Custom Finishes Available on Oak Premium Veneer
- Wood Leg Finish to Compliment Chair Shell
- Wood Leg Standard with FG Felt Glide
- Self Centering Four Star Swivel Base
- Four Star Base has Leveling Plastic Glides
- CAL 117 Standard, CAL 133 Compliance Optional
- GreenGuard Certified
- Meets ANSI/BIFMA Standards
- Lifetime Structural Warranty

Dimensions

Wood Leg Chair

Seat	19.75"D x 18"W x 17"H
Seat w/Tufted Cushion	19.75"D x 18"W x 18"H
Back	21"H
Overall	32"D x 31.5"W x 37"H

Self Centering Swivel Chair

Seat	19.75"D x 18"W x 18"H
Seat w/Tufted Cushion	19.75"D x 18"W x 19"H
Back	21"H
Overall	32"D x 31.5"W x 38"H

Upholstered and Channel Stitch Styles


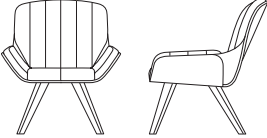


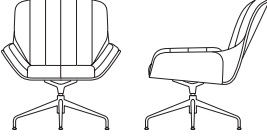
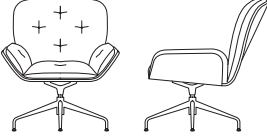
C.O.M	2 yards
C.O.L.	40 sqft

Tufted Cushion Style

C.O.M	3 yards
C.O.L.	54 sqft

Option Pricing

Palisander Veneer Option	\$50
F2 CAL 133 Compliance	\$150
FG Felt Glide for SCS Base	\$15
999 Net Set up Charge for Custom Wood Finish	\$220

	COM/Grade A	Grade B	Grade C	Grade D	Grade E	Grade F	Grade G	Grade H	Leather	COL
 <p>Upholstered Premium Veneer Shell Wood Legs</p>										
945-WDL-OAK	1,786	1,820	1,865	1,885	1,923	1,999	2,075	2,151	2,474	1,865
 <p>Channel Stitch Premium Veneer Shell Wood Legs</p>										
946-WDL-OAK	1,786	1,820	1,865	1,885	1,923	1,999	2,075	2,151	2,474	1,865
 <p>Tufted Cushion Premium Veneer Shell Wood Legs</p>										
947-WDL-OAK	1,885	1,952	2,036	2,090	2,204	2,318	2,432	2,792	2,859	2,036
 <p>Upholstered Premium Veneer Shell Self Centering Swivel Base</p>										
945-SCS-OAK	1,877	1,911	1,956	1,976	2,014	2,090	2,166	2,242	2,565	1,956
 <p>Channel Stitch Premium Veneer Shell Self Centering Swivel Base</p>										
946-SCS-OAK	1,877	1,911	1,956	1,976	2,014	2,090	2,166	2,242	2,565	1,956
 <p>Tufted Cushion Premium Veneer Shell Self Centering Swivel Base</p>										
947-SCS-OAK	1,973	2,041	2,125	2,179	2,293	2,407	2,521	2,880	2,947	2,125

Leather Pricing

Leather Prices published in this Price Book are for our Stock Leather "MAMMUT" by Wollsdorf Leather in the colors
 250599 Black
 251938 Saddle
 253272 Chestnut
 250519 Pewter
 252004 Charcoal

Other leathers can be quoted by Customer Service

How to Build a Bøtte Product Number

340 - FL - CHR - NAT - OAK - P3 7006 - PG - F1

Style

- 340 Maple Wood Shell, Uph Seat
- 341 Premium Veneer Shell, Uph Seat
- 342 Maple Wood Shell w/Inner Back Pad, Uph Seat
- 343 Premium Veneer Shell w/Inner Back Pad, Uph Seat
- 344 Fully Upholstered—Not all textiles are suitable for this option. Please contact Customer Service for more information

Frame Style

- FL Four Leg frame

Frame Finish

- CHR Chrome
- SCR Soft Chrome
- BLK Black Matte
- WHT White
- LBNZ Light Bronze
- MBNZ Medium Bronze
- DBNZ Dark Bronze

Premium Veneer Shell

- Clear Finish**
- OAK Oak
 - WEN Wenge
 - WAL Walnut
 - ZEB Zebra

Maple Wood Shell Finish

- NAT Natural
- CHY Cherry
- WCH Warm Cherry
- MAH Mahogany
- ESP Espresso
- WLT Weathered Light
- WMD Weathered Medium
- WNT Walnut
- DWNT Dark Walnut
- 999 Custom

Painted Wood Finish

- P3 Painted Shell**
- 7006 White
 - 7012 Cream
 - 6695 Yellow Light
 - 6739 Green
 - 6774 Blue Light
 - 6842 Fuschia
 - 6868 Red
 - 6884 Orange
 - 7667 Grey
 - 7633 Taupe
 - 7674 Charcoal
 - 6905 Yellow Bright
 - 6959 Blue Bright

CAL 133 Option

- F1 Seat Only
- F2 Seat & Back

Glide Option

- PG Plastic Glide
- MG Metal Glide

Features

- Two Wood Options—Maple or Premium Veneers
- CAL 133 Optional
- Meets ANSI/BIFMA Standards
- GreenGuard Certified
- Lifetime Structural Warranty

Dimensions

- Seat 19"D x 20.5"W x 17.75"H
- Back 20.5"W x 13.75"H
- Overall 23"D x 23"W x 31"H

C.O.M



- Uph Seat .75 yards for one seat, .9 yards for two seats
- Uph Seat & Back Pad 1.5 yards
- Fully Uph Seat & Back 2.5 yards



C.O.L

- Uph Seat 13.5 sqft
- Uph Seat & Back Pad 24.66 sqft
- Fully Uph Seat & Back 39.6 sqft

Option Pricing

- P3 Painted Wood Finish for Painted Maple Shell (specify paint color from list) \$50
- F1 CAL 133 Fire Rating Seat Only \$40
- F2 CAL 133 Fire Rating Seat & Back \$60
- XFS 1/2" Extra Foam for Seat \$25
- LBNZ Light Bronze Frame Finish \$65
- MBNZ Medium Bronze Frame Finish \$65
- DBNZ Dark Bronze Frame Finish \$65
- MG Metal Glide \$16

		C.O.M	Grade A	Grade B	Grade C	Grade D	Grade E	Grade F	Grade G	Grade H	Leather	COL
		Wood Shell Uph Seat Four Leg Base										
340-FL-NAT	Maple Shell		650	664	681	688	704	733	763	792	869	681
341-FL-NAT	Premium Veneer Shell		720	732	750	758	773	803	832	862	939	750

		Wood Shell Uph Seat w/Back Pad Four Leg Base										
342-FL-NAT	Maple Shell		826	850	881	895	922	977	1,031	1,085	1,226	881
343-FL-NAT	Premium Veneer Shell		909	933	964	979	1,006	1,060	1,114	1,168	1,309	964

		Fully Upholstered Four Leg Base										
344-FL			762	799	848	869	911	994	1,077	1,161	1,401	848

Leather Pricing

Leather Prices published in this Price Book are for our Stock Leather "MAMMUT" by Wollsdorf Leather in the colors
 250599 Black
 251938 Saddle
 253272 Chestnut
 250519 Pewter
 252004 Charcoal

Other leathers can be quoted by Customer Service

How to Build a Bøtte Swivel/Stool Product Number

340 - ST - B2 - NAT - OAK - P3 7006 - C1 - F1

Style

- 340 Maple Wood Shell, Uph Seat
- 341 Premium Veneer Shell, Uph Seat
- 342 Maple Wood Shell w/Inner Back Pad, Uph Seat
- 343 Premium Veneer Shell w/Inner Back Pad, Uph Seat
- 344 Fully Upholstered—Not all textiles are suitable for this option. Please contact Customer Service for more information

Mechanism

- ST Swivel Tilt (Fivve Star Base Only)
- SV Swivel Tilt (Disc Base)
- STL Stool

Base Styles

- B2 Plastic Five Star Base
- B4 Polished Aluminum Five Star Base
- B5 Soft Chrome Five Star Base
- B6 Chrome Disc Base (Not available with ST mechanism)
- B7 White Disc Base (Not available with ST mechanism)

Premium Veneer Shell

- Clear Finish**
- OAK Oak
- WEN Wenge
- WAL Walnut
- ZEB Zebra

Maple Wood Shell Finish

- NAT Natural
- CHY Cherry
- WCH Warm Cherry
- MAH Mahogany
- ESP Espresso
- WLT Weathered Light
- WMD Weathered Medium
- WNT Walnut
- DWNT Dark Walnut
- 999 Custom

Painted Wood Finish

- P3 Painted Shell**
- 7006 White
- 7012 Cream
- 6695 Yellow Light
- 6739 Green
- 6774 Blue Light
- 6842 Fuschia
- 6868 Red
- 6884 Orange
- 7667 Grey
- 7633 Taupe
- 7674 Charcoal
- 6905 Yellow Bright
- 6959 Blue Bright

CAL 133 Option

- F1 Seat Only
- F2 Seat & Back

Caster Option

- C1 Hard Floor Casters
- C2 Carpet Casters (standard)

Features

- Two Wood Options—Maple or Premium Veneers
- CAL 133 Optional
- Meets ANSI/BIFMA Standards
- GreenGuard Certified
- Lifetime Structural Warranty

Swivel and Swivel Tilt Chair Dimensions

- Seat 19"D x 20.5"W x 16.5"-20.5"H
- Back 20.5"W x 13.75"H
- Overall 23"D x 23"W x 29"-33"H

C.O.M

- Uph Seat .75 yards for one seat, .9 yards for two seats
- Uph Seat & Back Pad 1.5 yards
- Fully Uph Seat & Back 2.5 yards

Swivel Stool Dimensions

- Seat 19"D x 20.5"W x 22"-32"H
- Back 20.5"W x 13.75"H
- Overall 23"D x 23"W x 36"-46"H

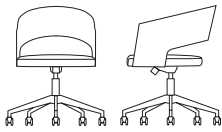
C.O.L

- Uph Seat 13.5 sqft
- Uph Seat & Back Pad 24.66 sqft
- Fully Uph Seat & Back 39.6 sqft

Option Pricing

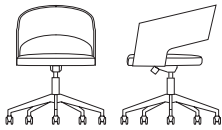
- | | | |
|-----|---|-------|
| B4 | Polished Aluminum Five Star Base | \$125 |
| B5 | Soft Chrome Five Star Base | \$85 |
| B6 | Chrome Disc Base | N/C |
| B7 | White Disc Base | \$30 |
| P3_ | Painted Wood Finish for Painted Maple Shell (specify paint color from list) | \$52 |
| F1 | CAL 133 Fire Rating Seat Only | \$40 |
| F2 | CAL 133 Fire Rating Seat & Back | \$60 |
| XFS | 1/2" Extra Foam for Seat | \$25 |
| C1 | Hard Floor casters | \$25 |

COM
Grade A Grade B Grade C Grade D Grade E Grade F Grade G Grade H Leather COL



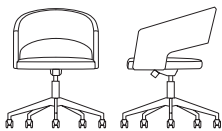
**Wood Shell Upholstered Seat
Five Star Base**

340-ST-B2	Maple Wood Shell	695	707	725	733	748	778	807	837	914	725
341-ST-B2	Premium Veneer Shell	778	790	808	816	831	861	890	920	997	808



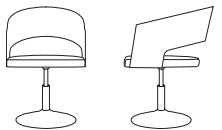
**Wood Shell with Upholstered Seat w/Back Pad
Five Star Base**

342-ST-B2	Maple Wood Shell	883	907	939	954	981	1,035	1,089	1,143	1,284	939
343-ST-B2	Premium Veneer Shell	966	990	1,022	1,037	1,064	1,118	1,172	1,226	1,368	1,022




**Fully Upholstered
Five Star Base**

344-ST-B2	Fully Upholstered	795	833	884	908	952	1,038	1,125	1,212	1,438	884
------------------	-------------------	-----	-----	-----	-----	-----	-------	-------	-------	-------	-----



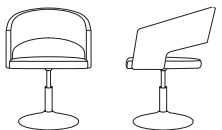
**Wood Shell Upholstered Seat
Disc Base**

340-SV-B6	Maple Wood Shell	649	661	679	687	702	732	761	791	868	679
341-SV-B6	Premium Veneer Shell	732	745	762	771	785	815	844	875	952	762



**Wood Shell with Upholstered Seat w/Back Pad
Disc Base**

342-SV-B6	Maple Wood Shell	838	862	893	908	935	989	1,043	1,097	1,239	893
343-SV-B6	Premium Veneer Shell	921	945	977	991	1,018	1,072	1,126	1,180	1,322	977

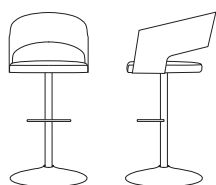


**Fully Upholstered
Disc Base**

344-SV-B6	Fully Upholstered	749	787	839	862	906	992	1,080	1,167	1,393	839
------------------	-------------------	-----	-----	-----	-----	-----	-----	-------	-------	-------	-----

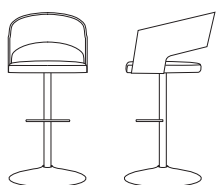
Bøtte Stool

COM
Grade A Grade B Grade C Grade D Grade E Grade F Grade G Grade H Leather COL



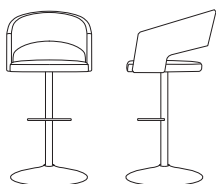
**Wood Shell Upholstered Seat
Chrome Disc Base**

340-STL-B6	Maple Wood Shell	820	832	850	858	873	903	932	962	1,039	850
341-STL-B6	Premium Veneer Shell	928	941	959	966	982	1,011	1,041	1,070	1,147	959



**Wood Shell Upholstered Seat w/Back Pad
Chrome Disc Base**

342-STL-B6	Maple Wood Shell	1,006	1,030	1,062	1,075	1,103	1,158	1,212	1,266	1,406	1,062
343-STL-B6	Premium Veneer Shell	1,044	1,068	1,100	1,115	1,142	1,196	1,250	1,304	1,446	1,100



**Fully Upholstered
Chrome Disc Base**

344-STL-B6	Fully Upholstered	1,004	1,042	1,093	1,117	1,160	1,247	1,334	1,421	1,646	1,093
-------------------	-------------------	-------	-------	-------	-------	-------	-------	-------	-------	-------	-------

How to Build a Cache Product Number

761 - FL - CA - NAT - P1-7006 - BL - PG - ENG - F1 - BRK

Style

- 761 Cache In, fully upholstered
- 762 Cache In, finished wood
- 763 Cache In, uph. seat/wood back
- 764 Cache In, uph. seat/wood back with uph. pad
- 765 Cache Out, fully upholstered
- 766 Cache Out, finished wood
- 767 Cache Out, uph. seat/wood back
- 768 Cache Out, uph. seat/wood back with uph. pad

Frame Style

- FL Four Leg
- SL Sled Base
- CH24 Stool
- CH30 Stool
- TR With Writing Tablet Right
- TL With Writing Tablet Left
- CS With Carpet Casters
- CTR With Carpet Casters & Tablet Right
- WS Wall Saver Four Leg Frame

Arm Style

- NA No Arms
- CA Cache Arm Black
- CAG Cache Grey Arm
- 1CA One Cache Arm

Wood Finish

- NAT Natural
- CHY Cherry
- WCH Warm Cherry
- MAH Mahogany
- ESP Espresso
- WLT Weathered Light
- WMD Weathered Medium
- WNT Walnut
- DWNT Dark Walnut
- 999 Custom

Painted Wood Finish Option

- P1 Painted Back
- P2 Painted Seat & Back
- 7006 White
- 7012 Cream
- 6695 Yellow Light
- 6905 Yellow Bright
- 6739 Green
- 6774 Blue Light
- 6959 Blue Bright
- 6842 Fuschia
- 6868 Red
- 6884 Orange
- 7667 Grey
- 7633 Taupe
- 7674 Charcoal

Accessories

- BRK Book Rack

CAL 133 Option

- F1 Seat Only
- F2 Seat & Back

Laser Engraving

Glide / Caster Style

- PG Plastic Glide (standard)
- BG Ball Glide
- MG Metal Glide
- RS Rubber Sleeve
- C1 Hard Floor Caster
- C2 Carpet Caster
- FG Felt Glide

Frame Finish

- BLK Black
- CHR Chrome
- SCR Soft Chrome
- GMTL Gun Metal

Features

- Two Back Shapes
- Seat and Back, Fully Upholstered, All Wood or Combination
- Nine Standard Wood Finishes and Thirteen Standard Painted Wood Finishes
- Four Leg Frame (Stacking), Wall Saver, Sled Frame, Caster Frame, 24" and 30" Stool Height Frames
- Caster Frame and Sled Base are Non-Stacking
- Four Leg Chairs Stack 6 High on Floor
- Black, Soft Chrome and Gun Metal Frame Finishes are Standard. Bright Chrome Frame Finish is Optional.
- Black or Grey Soft Padded Polyurethane Armrests
- Tablet Arm Chair

- Cache-In Style Wood Back has standard Line Cut
- Cache-Out Style Wood Back has Standard Perforations (backs without Line Cuts or Perforations available upon request)

- Meets ANSI/BIFMA Standards
- CAL117 Standard, CAL133 Optional
- Lifetime Structural Warranty

Dimensions


Chair			CH24 Stool			STL30 Stool		
Seat	18.5"D x 17.5"W x 18"H		Seat	18.5"D x 17.5"W x 24"H		Seat	18.5"D x 17.5"W x 30"H	
Back	17"H x 17.5"W		Back	17"H x 17.5"W		Back	17"H x 17.5"W	
Arm Height	25.5"		Over all Size	22.5"W x 22.5"D x 39"H		Over all Size	22.5"W x 22.5"D x 45"H	
Overall Size	22.5"W x 22.5"D 19.5"W w/o arms			19.5"W w/o arms			19.5"W w/o arms	
Tablet	16"W x 23"D							
C.O.M.	Fully Upholstered	1.2 yards	C.O.M.	Fully Upholstered	1.2 yards	C.O.M.	Fully Upholstered	1.2 yards
	Seats Only	.8yds per 2 seats		Seats Only	.8yds per 2 seats		Seats Only	.8yds per 2 seats
C.O.L.	Fully Upholstered	20 sqft	C.O.L.	Fully Upholstered	20 sqft.	C.O.L.	Fully Upholstered	20 sqft.
	Seats Only	7 sqft.		Seats Only	7 sqft.		Seats Only	7 sqft.

Option Pricing

750/IGC	Integrated Ganging Connector (Set) for Armless Chairs	\$40
750/IGA	Integrated Ganging Connector (Set) for Arm Chairs (except Rondo)	\$40
750/GR	Poly Ganging Connector (Pair) for Chairs with Rondo Arms	\$16
750/DL	Transport Dolly, two-wheel (6 chair capacity)	\$500
750/FW	Storage Dolly, four-wheel (10 chair capacity)	\$525
P1_	Painted Wood Finish Option for Painted Back (specify paint color from list)	\$35
P2_	Painted Wood Finish Option for Painted Seat & Back (specify paint color from list)	\$70
F1_	CAL 133 Fire Rating, Seat only (CAL 133 suitable fabric must be used)	\$40
F2_	CAL 133 Fire Rating, Seat & Back (CAL 133 suitable fabric must be used)	\$60
ENG	Laser Engraving	\$35
BRK	Book Rack	\$65
SL	Sled Frame Option	\$105
WS	Wall Saver Four Leg Frame Option	\$38
RS	Rubber Sleeves (Floor Protectors)	\$13
BG	Ball Gildes	N/C
MG	Metal Gildes	\$16
FG	Felt Gildes	\$16
C1	Hard Floor Casters	\$32
XFS	1/2" Extra Foam for Seat	\$26
999	Setup Charge for Custom Wood Finish per order per color	\$220

Rondo Arms (FA), Vera Arms (VA) may be substituted for standard Cache Arms at no charge


COM/Grade A Grade B Grade C Grade D Grade E Grade F Grade G Grade H Leather COL



Stacking Chair, Armless

Cache-In Style
Four Leg Frame

761-FL-NA-BL	Fully Upholstered	355	375	404	416	440	488	535	582	683	404
762-FL-NA-BL	Finished Wood	397									
763-FL-NA-BL	Upholstered Seat / Wood Back	369	384	402	411	426	459	490	521	500	402
764-FL-NA-BL	Uph. Seat / Wood Back w. Uph. Pad	448	462	480	489	505	537	568	600	578	480
761-FL-NA-CHR	Fully Upholstered	426	447	475	488	512	560	606	654	755	475
762-FL-NA-CHR	Finished Wood	423									
763-FL-NA-CHR	Upholstered Seat / Wood Back	445	459	477	486	501	534	565	597	673	477
764-FL-NA-CHR	Uph. Seat / Wood Back w. Uph. Pad	520	535	553	562	577	608	641	672	749	553



Stacking Chair with Arms

Cache-In Style
Four Leg Frame

761-FL-CA-BL	Fully Upholstered	416	437	465	477	501	549	596	644	745	465
762-FL-CA-BL	Finished Wood	478									
763-FL-CA-BL	Upholstered Seat / Wood Back	446	460	478	487	503	535	566	598	674	478
764-FL-CA-BL	Uph. Seat / Wood Back w. Uph. Pad	500	514	532	541	557	589	620	652	728	532
761-FL-CA-CHR	Fully Upholstered	479	501	528	542	565	613	660	707	808	528
762-FL-CA-CHR	Finished Wood	504									
763-FL-CA-CHR	Upholstered Seat / Wood Back	495	510	528	537	552	584	616	647	724	528
764-FL-CA-CHR	Uph. Seat / Wood Back w. Uph. Pad	571	584	603	612	628	659	691	723	799	603

Cache-In Style Wood Back has standard Line Cut (Backs without Line Cuts available upon request)

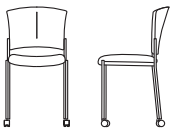
COM/Grade A Grade B Grade C Grade D Grade E Grade F Grade G Grade H Leather COL



Chair with Writing Tablet

Right or Left Handed
Cache-In Style
Non-Stacking

761-FL-TR-BL	Fully Upholstered	746	760	779	787	803	835	866	898	877	779
762-FL-TR-BL	Finished Wood	645									
763-FL-TR-BL	Upholstered Seat / Wood Back	668	682	701	709	725	756	788	820	896	701
764-FL-TR-BL	Uph. Seat / Wood Back w. Uph. Pad	747	760	774	787	804	835	866	899	957	760
761-FL-TR-CHR	Fully Upholstered	679	701	728	742	765	812	860	907	1,008	728
762-FL-TR-CHR	Finished Wood	675									
763-FL-TR-CHR	Upholstered Seat / Wood Back	698	711	730	739	755	786	818	850	927	730
764-FL-TR-CHR	Uph. Seat / Wood Back w. Uph. Pad	774	787	806	814	830	862	893	926	1,002	806



Caster Chair, Armless

Cache-In Style
Four Leg Frame

761-CS-NA-BL	Fully Upholstered	396	417	445	458	482	529	576	624	725	445
762-CS-NA-BL	Finished Wood	433									
763-CS-NA-BL	Upholstered Seat / Wood Back	400	414	433	441	457	489	520	552	628	433
764-CS-NA-BL	Uph. Seat/Wood Back w. Uph. Pad	473	488	506	515	530	562	594	625	604	506
761-CS-NA-CHR	Fully Upholstered	466	487	515	527	551	599	646	694	795	515
762-CS-NA-CHR	Finished Wood	459									
763-CS-NA-CHR	Upholstered Seat / Wood Back	468	482	500	510	525	556	589	620	697	500
764-CS-NA-CHR	Uph. Seat/Wood Back w. Uph. Pad	544	557	576	584	600	632	664	696	772	576

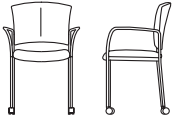
Leather Pricing

Leather Prices published in this Price Book are for our Stock Leather "MAMMUT" by Wollsdorf Leather in the colors

- 250599 Black
- 251938 Saddle
- 253272 Chestnut
- 250519 Pewter
- 252004 Charcoal

Other leathers can be quoted by Customer Service

COM/Grade A Grade B Grade C Grade D Grade E Grade F Grade G Grade H Leather COL



Caster Chair with Arms
Cache-In Style
Four Leg Frame

761-CS-CA-BL	Fully Upholstered	444	465	493	505	529	577	624	672	773	493
762-CS-CA-BL	Finished Wood	514									
763-CS-CA-BL	Upholstered Seat / Wood Back	480	495	514	522	538	569	601	632	709	514
764-CS-CA-BL	Uph. Seat/Wood Back w. Uph. Pad	535	549	568	576	592	623	655	686	763	568
761-CS-CA-CHR	Fully Upholstered	514	535	563	575	599	647	694	742	842	563
762-CS-CA-CHR	Finished Wood	540									
763-CS-CA-CHR	Upholstered Seat / Wood Back	519	532	551	560	575	607	639	671	747	551
764-CS-CA-CHR	Uph. Seat/Wood Back w. Uph. Pad	594	608	627	635	651	682	714	746	823	627

Cache-In Style Wood Back has standard Line Cut (Backs without Line Cuts available upon request)

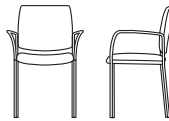
COM/Grade A Grade B Grade C Grade D Grade E Grade F Grade G Grade H Leather COL



Stacking Chair, Armless

Cache-Out Style
Four Leg Frame

765-FL-NA-BL	Fully Upholstered	362	383	411	423	447	494	542	589	690	411
766-FL-NA-BL	Finished Wood	397									
767-FL-NA-BL	Upholstered Seat / Wood Back	369	384	402	411	426	459	490	521	500	402
768-FL-NA-BL	Uph. Seat/Wood Back w. Uph. Pad	451	466	485	493	509	541	572	603	564	466
765-FL-NA-CHR	Fully Upholstered	434	454	483	495	519	567	614	661	762	483
766-FL-NA-CHR	Finished Wood	423									
767-FL-NA-CHR	Upholstered Seat / Wood Back	445	459	477	486	501	534	565	597	673	477
768-FL-NA-CHR	Uph. Seat/Wood Back w. Uph. Pad	523	538	551	565	580	613	644	675	733	538



Stacking Chair with Arms

Cache-Out Style
Four Leg Frame

765-FL-CA-BL	Fully Upholstered	416	437	465	477	501	549	596	644	745	465
766-FL-CA-BL	Finished Wood	478									
767-FL-CA-BL	Upholstered Seat / Wood Back	446	460	478	487	503	535	566	598	674	478
768-FL-CA-BL	Uph. Seat/Wood Back w. Uph. Pad	500	514	530	541	557	589	620	652	709	514
765-FL-CA-CHR	Fully Upholstered	485	505	534	546	570	617	665	711	812	534
766-FL-CA-CHR	Finished Wood	504									
767-FL-CA-CHR	Upholstered Seat / Wood Back	495	510	528	537	552	584	616	647	724	528
768-FL-CA-CHR	Uph. Seat/Wood Back w. Uph. Pad	574	589	605	616	631	662	695	726	784	589

Leather Pricing

Leather Prices published in this Price Book are for our Stock Leather "MAMMUT" by Wollsdorf Leather in the colors

250599 Black
251938 Saddle
253272 Chestnut
250519 Pewter
252004 Charcoal

Other leathers can be quoted by Customer Service

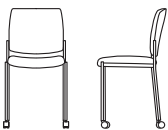
COM/Grade A Grade B Grade C Grade D Grade E Grade F Grade G Grade H Leather COL



Chair with Writing Tablet

Right or Left Handed
Cache-Out Style
Non-Stacking

765-TR-NA-BL	Fully Upholstered	656	677	705	719	742	789	837	884	985	705
766-TR-NA-BL	Finished Wood	645									
767-TR-NA-BL	Upholstered Seat / Wood Back	668	682	701	709	725	756	788	820	896	701
768-TR-NA-BL	Uph. Seat/Wood Back w. Uph. Pad	747	760	774	787	804	835	866	899	957	760
765-TR-NA-CHR	Fully Upholstered	686	707	735	748	772	820	866	914	1,015	735
766-TR-NA-CHR	Finished Wood	675									
767-TR-NA-CHR	Upholstered Seat / Wood Back	698	711	730	739	755	786	818	850	927	730
768-TR-NA-CHR	Uph. Seat/Wood Back w. Uph. Pad	777	790	803	817	834	865	896	929	986	790



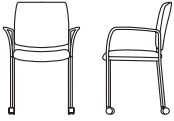
Stacking Chair with Arms

Cache-Out Style
Four Leg Frame

765-CS-NA-BL	Fully Upholstered	387	408	436	448	472	520	567	615	716	436
766-CS-NA-BL	Finished Wood	433									
767-CS-NA-BL	Upholstered Seat / Wood Back	400	414	433	441	457	489	520	552	628	433
768-CS-NA-BL	Uph. Seat/Wood Back w. Uph. Pad	477	491	510	518	535	566	597	629	589	491
765-CS-NA-CHR	Fully Upholstered	457	473	505	518	542	590	636	684	785	505
766-CS-NA-CHR	Finished Wood	459									
767-CS-NA-CHR	Upholstered Seat / Wood Back	468	482	500	510	525	556	589	620	697	490
768-CS-NA-CHR	Uph. Seat/Wood Back w. Uph. Pad	547	561	572	588	604	635	667	699	756	561

Cache-In Style Wood Back has standard Perforations (Backs without perforations available upon request)

COM/Grade A Grade B Grade C Grade D Grade E Grade F Grade G Grade H Leather COL



Caster Chair with Arms
Cache-Out Style
Four Leg Frame

		COM/Grade A	Grade B	Grade C	Grade D	Grade E	Grade F	Grade G	Grade H	Leather	COL
765-CS-CA-BL	Fully Upholstered	444	465	493	505	529	577	624	672	773	493
766-CS-CA-BL	Finished Wood	514									
767-CS-CA-BL	Upholstered Seat / Wood Back	480	495	514	522	538	569	601	632	709	514
768-CS-CA-BL	Uph. Seat/Wood Back w. Uph. Pad	535	549	562	576	592	623	655	686	745	549
765-CS-CA-CHR	Fully Upholstered	508	528	556	569	593	641	687	735	836	556
766-CS-CA-CHR	Finished Wood	540									
767-CS-CA-CHR	Upholstered Seat / Wood Back	519	532	551	560	575	607	639	671	747	551
768-CS-CA-CHR	Uph. Seat/Wood Back w. Uph. Pad	597	612	624	639	654	686	718	749	807	612

Leather Pricing


Leather Prices published in this Price Book are for our Stock Leather "MAMMUT" by Wollsdorf Leather in the colors
 250599 Black
 251938 Saddle
 253272 Chestnut
 250519 Pewter
 252004 Charcoal

Other leathers can be quoted by Customer Service

Cache


In

COM/Grade A Grade B Grade C Grade D Grade E Grade F Grade G Grade H Leather COL



Stool Armless
Cache-In Style
24" Seat Height
Non-stacking

761-CH24-NA-BL	Fully Upholstered	544	565	593	605	629	677	724	772	873	593
762-CH24-NA-BL	Finished Wood	539									
763-CH24-NA-BL	Upholstered Seat / Wood Back	563	576	595	603	619	651	682	714	790	595
764-CH24-NA-BL	Uph. Seat/Wood Back w. Uph. Pad	638	652	671	679	695	726	758	789	866	671
761-CH24-NA-CHR	Fully Upholstered	605	626	654	667	691	737	785	833	934	654
762-CH24-NA-CHR	Finished Wood	600									
763-CH24-NA-CHR	Upholstered Seat / Wood Back	623	638	656	665	680	711	744	775	852	656
764-CH24-NA-CHR	Uph. Seat/Wood Back w. Uph. Pad	699	712	731	739	756	787	818	851	927	731

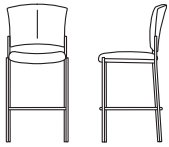


Stool with Arms
Cache-In Style
24" Seat Height
Non-stacking

761-CH24-CA-BL	Fully Upholstered	597	619	646	659	682	730	778	825	926	646
762-CH24-CA-BL	Finished Wood	593									
763-CH24-CA-BL	Upholstered Seat / Wood Back	613	627	646	654	670	701	733	764	841	646
764-CH24-CA-BL	Uph. Seat/Wood Back w. Uph. Pad	688	702	721	729	746	777	808	840	916	721
761-CH24-CA-CHR	Fully Upholstered	658	679	707	720	744	791	838	886	987	707
762-CH24-CA-CHR	Finished Wood	653									
763-CH24-CA-CHR	Upholstered Seat / Wood Back	674	687	706	714	731	762	794	826	902	706
764-CH24-CA-CHR	Uph. Seat/Wood Back w. Uph. Pad	750	763	782	790	806	838	869	901	978	782

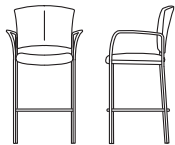
Cache-In Style Wood Back has standard Line Cut (Backs without Line Cuts available upon request)

COM/Grade A Grade B Grade C Grade D Grade E Grade F Grade G Grade H Leather COL



Stool Armless
Cache-In Style
30" Seat Height
Non-stacking

761-STL30-NA-BL	Fully Upholstered	544	565	593	605	629	677	724	772	873	593
762-STL30-NA-BL	Finished Wood	539									
763-STL30-NA-BL	Upholstered Seat / Wood Back	563	576	595	603	619	651	682	714	790	595
764-STL30-NA-BL	Uph. Seat/Wood Back w. Uph. Pad	638	652	671	679	695	726	758	789	866	671
761-STL30-NA-CHR	Fully Upholstered	605	626	654	667	691	737	785	833	934	654
762-STL30-NA-CHR	Finished Wood	600									
763-STL30-NA-CHR	Upholstered Seat / Wood Back	623	638	656	665	680	711	744	775	852	656
764-STL30-NA-CHR	Uph. Seat/Wood Back w. Uph. Pad	699	712	731	739	756	787	818	851	927	731



Stool with Arms
Cache-In Style
30" Seat Height
Non-stacking

761-STL30-CA-BL	Fully Upholstered	597	619	646	659	682	730	778	825	926	646
762-STL30-CA-BL	Finished Wood	593									
763-STL30-CA-BL	Upholstered Seat / Wood Back	613	627	646	654	670	701	733	764	841	646
764-STL30-CA-BL	Uph. Seat/Wood Back w. Uph. Pad	688	702	721	729	746	777	808	840	916	721
761-STL30-CA-CHR	Fully Upholstered	658	679	707	720	744	791	838	886	987	707
762-STL30-CA-CHR	Finished Wood	653									
763-STL30-CA-CHR	Upholstered Seat / Wood Back	674	687	706	714	731	762	794	826	902	706
764-STL30-CA-CHR	Uph. Seat/Wood Back w. Uph. Pad	750	763	782	790	806	838	869	901	978	782

Leather Pricing


Leather Prices published in this Price Book are for our Stock Leather "MAMMUT" by Wollsdorf Leather in the colors
 250599 Black
 251938 Saddle
 253272 Chestnut
 250519 Pewter
 252004 Charcoal

Other leathers can be quoted by Customer Service

Cache

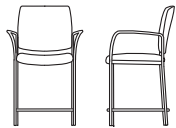
Out

COM/Grade A Grade B Grade C Grade D Grade E Grade F Grade G Grade H Leather COL



Stool Armless
Cache-Out Style
24" Seat Height
Non-stacking

765-CH24-NA-BL	Fully Upholstered	551	572	704	613	636	683	731	779	880	600
766-CH24-NA-BL	Finished Wood	539									
767-CH24-NA-BL	Upholstered Seat / Wood Back	563	576	595	603	619	651	682	714	790	595
768-CH24-NA-BL	Uph. Seat/Wood Back w. Uph. Pad	641	655	671	682	698	730	761	792	851	655
765-CH24-NA-CHR	Fully Upholstered	612	633	660	674	697	745	792	839	940	660
766-CH24-NA-CHR	Finished Wood	600									
767-CH24-NA-CHR	Upholstered Seat / Wood Back	623	638	656	665	680	711	744	775	852	656
768-CH24-NA-CHR	Uph. Seat/Wood Back w. Uph. Pad	702	716	731	744	759	790	823	854	912	716



Stool with Arms
Cache-Out Style
24" Seat Height
Non-stacking

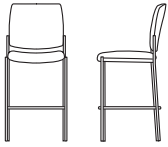
765-CH24-CA-BL	Fully Upholstered	601	623	651	664	687	734	782	829	930	651
766-CH24-CA-BL	Finished Wood	590									
767-CH24-CA-BL	Upholstered Seat / Wood Back	613	627	646	654	670	701	733	764	841	646
768-CH24-CA-BL	Uph. Seat/Wood Back w. Uph. Pad	692	706	718	733	749	780	812	843	902	706
765-CH24-CA-CHR	Fully Upholstered	662	683	711	724	748	796	842	890	991	711
766-CH24-CA-CHR	Finished Wood	651									
767-CH24-CA-CHR	Upholstered Seat / Wood Back	674	687	706	714	731	762	794	826	902	706
768-CH24-CA-CHR	Uph. Seat/Wood Back w. Uph. Pad	753	766	780	794	809	841	873	905	962	766

Cache-In Style Wood Back has standard Line Cut (Backs without perforations available upon request)

Cache

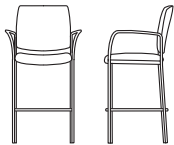
Out

COM/Grade A Grade B Grade C Grade D Grade E Grade F Grade G Grade H Leather COL



Stool Armless
Cache-Out Style
30" Seat Height
Non-stacking

765-STL30-NA-BL	Fully Upholstered	551	572	704	613	636	683	731	779	880	600
766-STL30-NA-BL	Finished Wood	539									
767-STL30-NA-BL	Upholstered Seat / Wood Back	563	576	595	603	619	651	682	714	790	595
768-STL30-NA-BL	Uph. Seat/Wood Back w. Uph. Pad	641	655	671	682	698	730	761	792	851	655
765-STL30-NA-CHR	Fully Upholstered	612	633	660	674	697	745	792	839	940	660
766-STL30-NA-CHR	Finished Wood	600									
767-STL30-NA-CHR	Upholstered Seat / Wood Back	623	638	656	665	680	711	744	775	852	656
768-STL30-NA-CHR	Uph. Seat/Wood Back w. Uph. Pad	702	716	731	744	759	790	823	854	912	716



Stool with Arms
Cache-Out Style
30" Seat Height
Non-stacking

765-STL30-CA-BL	Fully Upholstered	601	623	651	664	687	734	782	829	930	651
766-STL30-CA-BL	Finished Wood	590									
767-STL30-CA-BL	Upholstered Seat / Wood Back	613	627	646	654	670	701	733	764	841	646
768-STL30-CA-BL	Uph. Seat/Wood Back w. Uph. Pad	692	706	718	733	749	780	812	843	902	706
765-STL30-CA-CHR	Fully Upholstered	662	683	711	724	748	796	842	890	991	711
766-STL30-CA-CHR	Finished Wood	651									
767-STL30-CA-CHR	Upholstered Seat / Wood Back	674	687	706	714	731	762	794	826	902	706
768-STL30-CA-CHR	Uph. Seat/Wood Back w. Uph. Pad	753	766	780	794	809	841	873	905	962	766

Leather Pricing

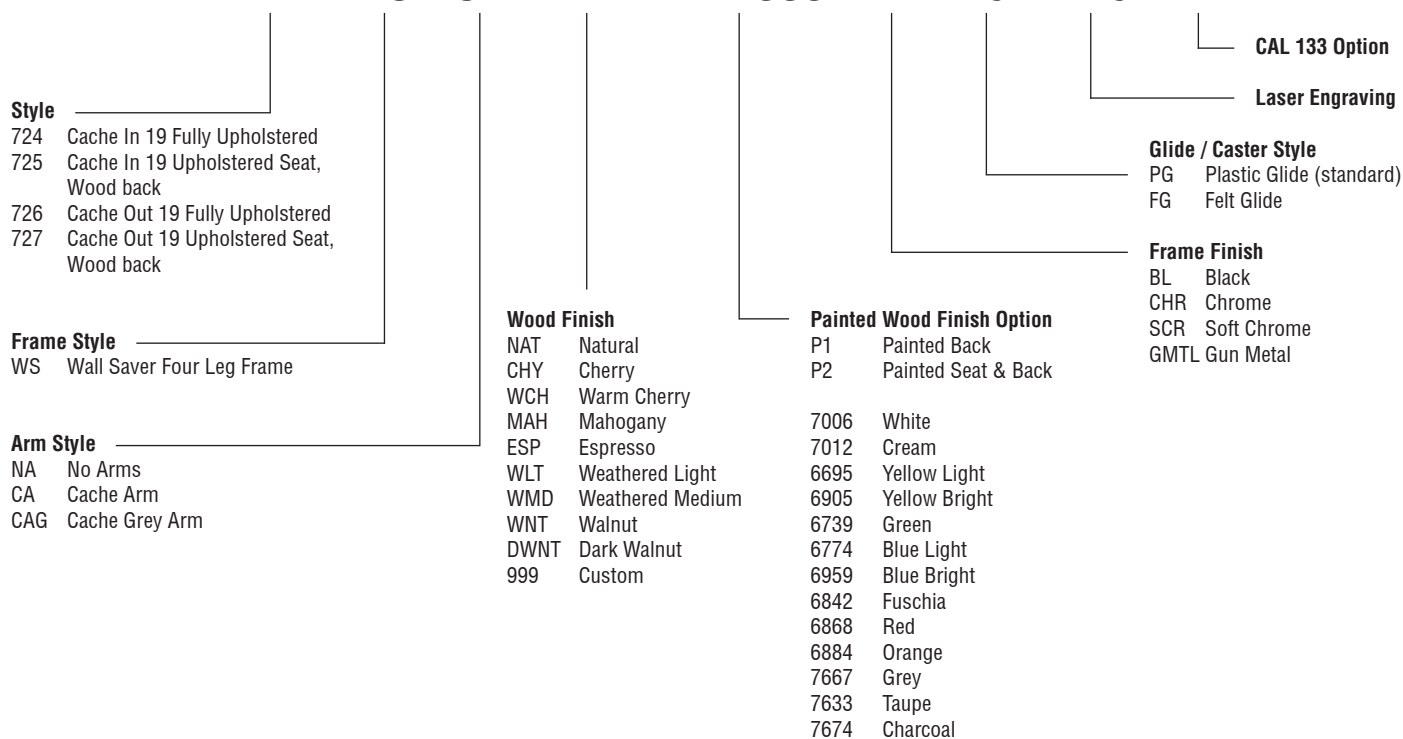
Leather Prices published in this Price Book are for our Stock Leather "MAMMUT" by Wollsdorf Leather in the colors:

- 250599 Black
- 251938 Saddle
- 253272 Chestnut
- 250519 Pewter
- 252004 Charcoal

Other leathers can be quoted by Customer Service

How to Build a Cache 19 Product Number

724 - WS - CA - NAT - P1-7006 - BL - PG - ENG - F1



Features

- Seat and Back, Upholstered Seat & Wood Back or Fully Upholstered
- Nine Standard Wood Finishes and Thirteen Standard Painted Wood Finishes
- Black, Soft Chrome and Gun Metal Frame Finishes are Standard. Bright Chrome Frame Finish is Optional.
- Four Leg Wallsaver Frame
- Black or Grey Soft Padded Polyurethane Armrests
- Stacks 5 High On The Floor, 10 High on Dolly
- Meets ANSI/BIFMA Standards
- CAL 133 Option Available
- Lifetime Structural Warranty
- Two Back Shapes
- Cache-In Style Wood Has Standard Line Cut
- Cache-Out Style Wood Has Standard Perforations


Dimensions

Seat	18.5"D x 19"W x 18"H
Back	17"H x 19"W
Arm Height	25.5"
Overall Size	24"W x 22.5"D
COM	Fully Upholstered : 1.2 Yards Seat Only : .8yds Per 2 Seat

Option Pricing

P1_	Painted Wood Finish Option for Painted back (specify paint color from list)	\$35
P2_	Painted Wood Finish Option for Painted Seat & Back (specify paint color from list)	\$70
F1	CAL 133 Fire Rating, Seat Only CAL 133 suitable fabric must be used	\$40
F2	CAL 133 Fire Rating, Seat & Back CAL 133 suitable fabric must be used	\$60
CAG	Cache Grey Arm	n/c
XFS	1/2" Extra Foam for Seat	\$26
FG	Felt Glide	\$16
ENG	Laser Engraving	\$35
999	Setup Charge For Custom Wood Finish Net Per Order Per Color	\$220
724/FW	Four Wheel Storage Dolly	\$505


COM/Grade A Grade B Grade C Grade D Grade E Grade F Grade G Grade H Leather COL



19" Wide Stacking Chair, Armless

Cache In Style
Wall Saver Frame

724-WS-NA-BL	Fully Upholstered	418	439	467	479	503	551	598	656	748	467
725-WS-NA-BL	Upholstered Seat/Wood Back	451	465	484	492	509	540	571	603	685	484
724-WS-NA-CHR	Fully Upholstered	483	503	531	544	568	615	662	709	812	531
725-WS-NA-CHR	Upholstered Seat/Wood Back	516	529	558	556	572	604	635	667	749	558



19" Wide Stacking Chair, Armless

Cache Out Style
Wall Saver Frame

726-WS-NA-BL	Fully Upholstered	418	439	467	479	509	551	598	646	748	467
727-WS-NA-BL	Upholstered Seat/Wood Back	451	465	484	492	509	540	571	603	685	484
726-WS-NA-CHR	Fully Upholstered	483	509	531	544	568	615	662	709	812	531
727-WS-NA-CHR	Upholstered Seat/Wood Back	516	529	548	556	572	604	635	667	749	548


Leather Pricing

Leather Prices published in this Price Book are for our Stock Leather "MAMMUT" by Wollsdorf Leather in the colors

- 250599 Black
- 251938 Saddle
- 253272 Chestnut
- 250519 Pewter
- 252004 Charcoal

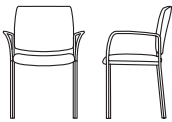
Other leathers can be quoted by Customer Service

COM/Grade A Grade B Grade C Grade D Grade E Grade F Grade G Grade H Leather COL



19" Wide Stacking Chair With Arms
Cache In Style
Wall Saver Frame

724-WS-CA-BL	Fully Upholstered	458	478	506	519	543	591	638	685	808	506
725-WS-CA-BL	Upholstered Seat/ Wood Back	491	504	523	531	548	579	610	643	725	523
724-WS-CA-CHR	Fully Upholstered	522	543	571	583	607	654	702	749	873	571
725-WS-CA-CHR	Upholstered Seat/ Wood Back	555	569	588	596	612	644	675	706	788	588



19" Wide Stacking Chair With Arms
Cache Out Style
Wall Saver Frame

726-WS-CA-BL	Fully Upholstered	458	478	506	519	543	591	638	685	808	506
727-WS-CA-BL	Upholstered Seat/Wood Back	491	504	523	531	548	579	610	643	725	523
726-WS-CA-CHR	Fully Upholstered	522	543	571	583	607	654	702	749	873	571
727-WS-CA-CHR	Upholstered Seat/Wood Back	555	569	588	596	612	644	675	706	788	588

How to Build a Cache Bariatric Product Number

770 - CA - BL - NAT - P1-7006 - PG - F1

Style

770	Bariatric Cache In, uph seat/wood back
771	Bariatric Cache In, fully upholstered
772	Bariatric Cache Out, uph seat/wood back
773	Bariatric Cache Out, fully upholstered

Arm Style

CA	Cache Arms
CAG	Cache Grey Arm

Frame Finish

BL	Black Powder Coated
CHR	Bright Chrome Plated
SCR	Soft Chrome Powder Coated
GMTL	Gunmetal Powder Coat

Wood Finish

NAT	Natural
CHY	Cherry
WCH	Warm Cherry
MAH	Mahogany
ESP	Espresso
WLT	Weathered Light
WMD	Weathered Medium
WNT	Walnut
DWNT	Dark Walnut
999	Custom

Cal 133 Option

F1	Seat Only
F2	Seat & Back

Glide

PG	Plastic Glides (standard)
MG	Metal Glides
RS	Rubber Sleeves
FG	Felt Glides

Painted Wood Finish Option

P1	Painted Back
----	--------------

7006	White
7012	Cream
6695	Yellow Light
6905	Yellow Bright
6739	Green
6774	Blue Light
6959	Blue Bright
6842	Fuschia
6868	Red
6884	Orange
7667	Grey
7633	Taupe
7674	Charcoal

Features

Cache Style Arms Standard

Fully Upholstered Seat and Back

Upholstered Seat with Wood Back

Nine Standard Wood Finishes and Thirteen Standard Painted Wood Finishes

Wallsaver Frame Only

Black, Soft Chrome and Gun Metal Frame Finishes are Standard. Bright Chrome Frame Finish is Optional.

Polyurethane Arms

Two Back Shapes

Cache-In Wood Back Has Standard Line Cut

Cache-Out Wood Back Has Standard Perforations

Meets ANSI/BIFMA Standards

CAL 133 for Upholstered Seats and Backs Optional

500 lb Static Load Tested

Dimensions

Seat	18.5"D x 26"W x 18"H
Back	26"W x 16.5"H
Overall Size	22"D x 31"W x 33.5"H

C.O.M.

Seat and Back	2 yards
Seat Only	1 yard

C.O.L.


Seat and Back	34 sqft
Seat Only	15 sqft

Option Pricing

P1_	Painted Wood Finish Option for Painted Back (specify paint color from list)	\$40
F1	CAL133 Fire Rating Seat Only (CAL133 suitable fabric to be used)	\$40
F2	CAL133 Fire Rating Seat & Back (CAL133 suitable fabric to be used)	\$60
MG	Metal Glides	\$15
RS	Rubber Sleeve (Floor Protection)	\$12
FG	Felt Glides	\$16
999	Setup Charge for Custom Wood Finish per order per color	\$220
SCR	Soft Chrome Powder Coat	n/c
GMTL	Gunmetal Powder Coat	n/c
XFS	1/2" Extra Foam On Seat	\$30

Cache Bariatric

COM/Grade A Grade B Grade C Grade D Grade E Grade F Grade G Grade H Leather COL




Cache In Bariatric
Fully Upholstered Seat, Wood Back

770-CA-BL-NAT-PG	766	784	808	818	838	878	917	957	1,017	808
770-CA-CHR-NAT-PG	879	896	919	931	951	990	1,030	1,069	1,129	919



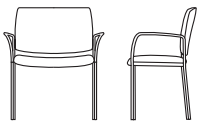
Cache In Bariatric
Fully Upholstered

771-CA-BL-PG	756	790	837	859	899	978	1,057	1,136	1,312	837
771-CA-CHR-PG	867	903	950	970	1,010	1,089	1,168	1,247	1,424	950



Cache Out Bariatric
Fully Upholstered Seat, Wood Back

772-CA-BL-NAT-PG	766	784	808	818	838	878	917	957	1,017	808
772-CA-CHR-NAT-PG	879	896	919	931	951	990	1,030	1,069	1,129	919



Cache Out Bariatric
Fully Upholstered

773-CA-BL-PG	756	790	837	859	899	978	1,057	1,136	1,312	837
773-CA-CHR-PG	867	903	950	970	1,010	1,089	1,168	1,247	1,424	950

How to Build a Cache Table Number

701 - SCR - WDT(LMT) - NAT

Style

- 701 In-Line Table 18"W x 16"D x 17.5"H
- 702 Corner Table Hexagon 25" x 25" x 17.5"H
- 703 Corner Table Radius 25" x 25" x 17.5"H
- 704 Coffee Table 42.5" x 18" 17.5"H
- 705 End Table 18"W x 16"D x 17.5"H

Frame Finish

- BL Black Powder Coated
- SCR Soft Chrome Powder Coat
- CHR Chrome

Table Top

- WDT Wood Top
- LMT Laminated Top

Wood Finish

- NAT Natural
- CHY Cherry
- WCH Warm Cherry
- MAH Mahogany
- ESP Espresso
- WLT Weathered Light
- WMD Weathered Medium
- WNT Walnut
- DWNT Dark Walnut
- 999 Custom

Laminate Color

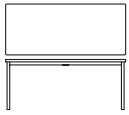
- WHT Linen matte D427-60
- MPL Fusion Maple 7909-60
- GRY Fashion Grey D381-60
- GRY2 Slate Grey D81-60
- WLT Montana Walnut 7110K-78
- TEAK Studio Teak 7960K-18
- BLK Black

Features

- Sturdy Steel Frame Construction
- Designed to match CACHE and STAXX Chairs
- Inline and Corner Tables Require a Chair on Each Side
- Inline and Corner Tables Require some Assembly
- Table Tops in Wood or Laminate
- Nine Standard Wood Finishes
- Seven Standard Laminate Colors
- Lifetime Structural Warranty

Cache Tables

COM/Grade A Grade B Grade C Grade D Grade E Grade F Grade G Grade H Leather COL



Coffee Table

42.5" x 18" x 17.5"H
Freestanding

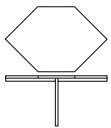
704-SCR(BL)-LMT	Powder Coated, Laminate Top	445
704-SCR(BL)-WDT	Powder Coated, Wood Top	461
704-CHR-LMT	Chrome, Laminate Top	521
704-CHR-WDT	Chrome, Wood Top	537



In-Line Table

18"W x 16"D x 17.5"H
Attached to Adjacent Chairs

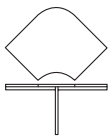
701-SCR(BL)-LMT	Powder Coated, Laminate Top	329
701-SCR(BL)-WDT	Powder Coated, Wood Top	326



Corner Table, Hexagon Shaped

25" x 25" x 17.5"H
Attached to Adjacent Chairs


702-SCR(BL)-LMT	Powder Coated, Laminate Top	522
702-SCR(BL)-WDT	Powder Coated, Wood Top	489



Corner Table, Radius

25" x 25" x 17.5"H
Attached to Adjacent Chairs

703-SCR(BL)-LMT	Powder Coated, Laminate Top	674
703-SCR(BL)-WDT	Powder Coated, Wood Top	540



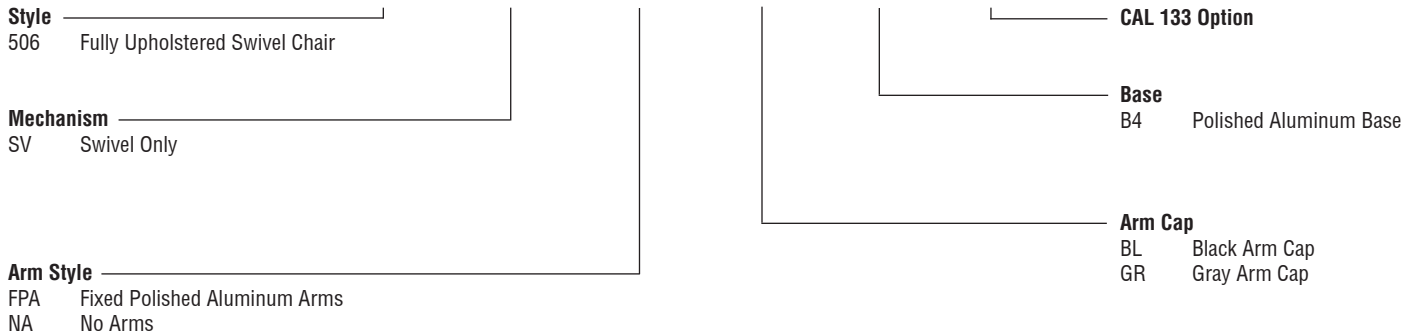
End Table

18"W x 16"D x 17.5"H
Freestanding

705-SCR(BL)-LMT	Powder Coated, Laminate Top	317
705-SCR(BL)-WDT	Powder Coated, Wood Top	314
705-CHR-LMT	Chrome, Laminate Top	383
705-CHR-WDT	Chrome, Wood Top	380

How to Build a Clever Lounge Product Number

506 - SV - FPA - BL - B4 - F1



Features

Architectural Four Point Aluminum Base
 Polyurethane Arm Caps, Black or Gray
 Felt Glides
 CAL 117 Standard, CAL 133 Optional
 Meets ANSI/BIFMA Standards
 Lifetime Structural Warranty

Dimensions

506 Clever Lounge Chair

Seat	19"D x 22.5"W x 16.5"
Back	20.25"W x 19.25"H
Arm	25.25"H
Overall Size	25"D x 24"W x 32.75"H
Base Dia.	28.5
COM	1.9 yards
COL	35 sqft.

506 Clever Armless Lounge Chair

Seat	19"D x 22.5"W x 16.5"
Back	20.25"W x 19.25"H
Overall Size	25"D x 22.5"W x 32.75"H
Base Dia.	28.5
COM	1.9 yards
COL	35 sqft.



Option Pricing

F1 CAL 133 Fire Rating	\$60
ST Swivel Tilt	\$20

Upholstery Note

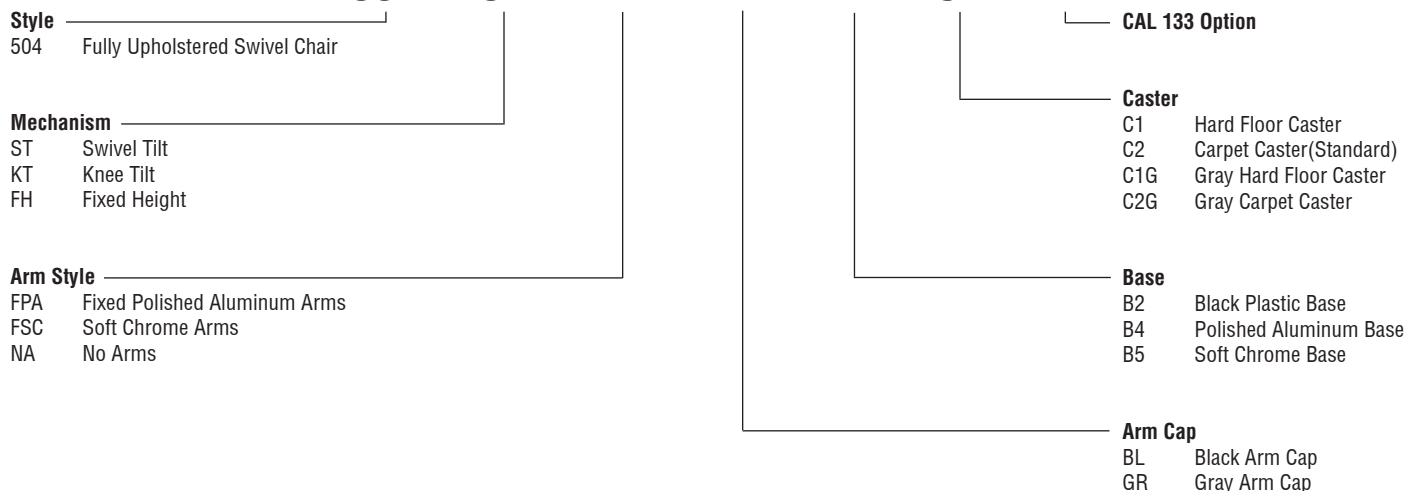
Source cuts randomly off the bolt. For multiple fabrics, pattern matching or special fabric applications, please contact customer service as additional yardage or charges may apply.

Clever Lounge

	COM	Grade A	Grade B	Grade C	Grade D	Grade E	Grade F	Grade G	Grade H	Leather	COL
 <p>Swivel Only Mechanism Armless</p>											
506-SV-NA		925	958	969	1,022	1,060	1,136	1,211	1,285	1,407	969
 <p>Swivel Only Mechanism Fixed Polished Aluminum Arm</p>											
506-SV-FPA		1,138	1,171	1,181	1,236	1,273	1,348	1,423	1,498	1,620	1,181

How to Build a Clever Swivel Product Number

504 - ST - FPA - BL - B4 - C2 - F1



Features

Elegant, Clean Design for Conference or Private Office Applications
 Polyurethane Arm Caps, Black or Gray
 CAL 117 Standard, CAL 133 Optional
 Meets ANSI/BIFMA Standards
 Lifetime Structural Warranty

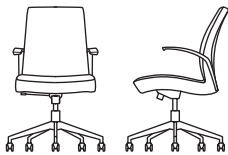
Dimensions

504 Clever Swivel	
Seat	19"D x 21.5"W x 16-19"
Back	19.5"W x 20"H
Arm	25.5-28"H
Overall Size	26"D x 23.75"W x 36.25-39.25"H
Base Dia.	27"
COM	1.9 yards
COL	35 sqft.

Option Pricing

F1 CAL 133 Fire Rating	\$60
C1 Hard Floor Casters	\$25
C2 Carpet Casters	n/c
C1G Gray Hard Floor Casters	\$65
C2G Gray Carpet Casters	n/c
B2 Black Plastic Base (standard)	n/c
B4 Polished Aluminum Base	\$120
B5 Soft Chrome Base	\$80
CCYL Chrome Cylinder	\$25

COM
Grade A Grade B Grade C Grade D Grade E Grade F Grade G Grade H Leather COL



Swivel Tilt Mechanism

Model	Description	Grade A	Grade B	Grade C	Grade D	Grade E	Grade F	Grade G	Grade H	Leather	COL
504-ST-NA	No Arms	770	803	813	867	905	980	1,055	1,129	1,252	813
504-ST-FPA	Fixed Polished Aluminum Arms	971	1,005	1,015	1,069	1,107	1,181	1,256	1,331	1,454	1,015
504-ST-FSC	Soft Chrome Arms	971	1,005	1,015	1,069	1,107	1,181	1,256	1,331	1,454	1,015



Knee Tilt Mechanism

Model	Description	Grade A	Grade B	Grade C	Grade D	Grade E	Grade F	Grade G	Grade H	Leather	COL
504-KT-NA	No Arms	834	867	879	932	969	1,045	1,120	1,195	1,317	879
504-KT-FPA	Fixed Polished Aluminum Arms	1,037	1,069	1,081	1,134	1,172	1,247	1,322	1,397	1,518	1,081
504-KT-FSC	Soft Chrome Arms	1,037	1,069	1,081	1,134	1,172	1,247	1,322	1,397	1,518	1,081



Fixed Height Swivel Tilt

Model	Description	Grade A	Grade B	Grade C	Grade D	Grade E	Grade F	Grade G	Grade H	Leather	COL
504-FH-NA	No Arms	770	803	813	867	905	980	1,055	1,129	1,252	813
504-FH-FPA	Fixed Polished Aluminum Arms	971	1,005	1,015	1,069	1,107	1,181	1,256	1,331	1,454	1,015
504-FH-FSC	Soft Chrome Arms	971	1,005	1,015	1,069	1,107	1,181	1,256	1,331	1,454	1,015

How to Build a Clever Table Product Number

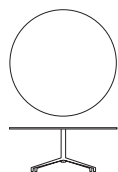


Features

Four Star Polished Aluminum Base
White Back Painted Glass Table Top
Lifetime Structural Warranty

Dimensions

505 Round Table Overall Size 13.25'H x 36"D



Clever Table

505-GLS-B4

884

How to Build a CrissCross Lounge Product Number

840 - CHR - WA - F1

Style

840 Low Back Chair
841 Mid Back Lounge
842 High Back Lounge

CAL 133 Option

F1 Seat & Back

Frame Finish

CHR Chrome
SCR Soft Chrome
WHT White
BLK Black Matte
LBNZ Light Bronze
MBNZ Medium Bronze
DBNZ Dark Bronze

Arm Style

NA Armless
WA Wire Arm with Upholstered Arm Cap

Features

CrissCross Base Design with Seven Finish Options

Low Back Chair has Taller Base

Three Back Height Options

Upholstered Arm Caps on Wire Arm Frame

Low Back Armless Only

CAL 133 Optional

GreenGuard Certified

Meets ANSI/BIFMA Standards

Lifetime Structural Warranty

Dimensions

840 Low Back Chair

Seat 17"H x 24"W x 18.5"D
Back 15"H x 24"W
Overall 31"H x 24"W x 27"D

COM 2 yds
COL 53 sqft.

841 Mid Back Lounge

Seat 15"H x 24"W x 18.5"D
Back 24"H x 24"W
Arm 21.5"H
Overall 35.25"H x 29"W x 33"D
24"W armless

COM 2.5 yds
COL 67 sqft.

842 High Back Lounge

Seat 15"H x 24"W x 18.5"D
Back 34.5"H x 24"W
Arm 21.5"H
Overall 44"H x 29"W x 33"D
24"W armless

COM 3 yds
COL 78 sqft.





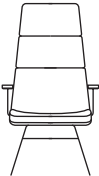

Option Pricing

F1	CAL 133 Fire Rating	\$120
SCR	Soft Chrome Frame Finish	\$65
WHT	White Frame Finish	\$65
BLK	Black Matte Frame Finish	\$65
LBNZ	Light Bronze Frame Finish	\$65
MBNZ	Medium Bronze Frame Finish	\$65
DBNZ	Dark Bronze Frame Finish	\$65

Upholstery Note

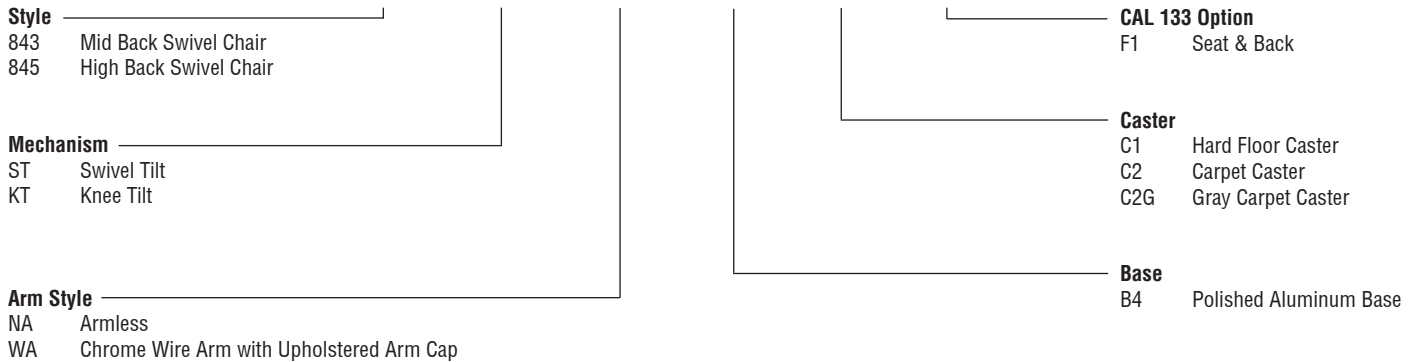
Source cuts randomly off the bolt. For multiple fabrics, pattern matching or special fabric applications, please contact customer service as additional yardage or charges may apply.

CrissCross Lounge

		COM									
		Grade A	Grade B	Grade C	Grade D	Grade E	Grade F	Grade G	Grade H	Leather	COL
 	Low Back Chair Armless Only										
	840-CHR-NA	852	887	896	929	959	1,018	1,077	1,137	1,399	896
 	Mid Back Lounge										
	841-CHR-NA	1,033	1,091	1,102	1,135	1,174	1,253	1,332	1,411	1,773	1,102
	841-CHR-WA	1,309	1,368	1,379	1,412	1,452	1,531	1,610	1,689	2,050	1,379
 	High Back Lounge										
	842-CHR-NA	1,172	1,251	1,277	1,289	1,332	1,422	1,510	1,600	2,116	1,277
	842-CHR-WA	1,448	1,527	1,553	1,564	1,608	1,697	1,786	1,875	2,392	1,553

How to Build a CrissCross Swivel Product Number

843 - ST - WA - B4 - C2 - F1



Features

- Polished Aluminum Base Standard
- Pneumatic Cylinder Standard in Chrome
- Upholstered Arm Caps on Chrome Arm Frame
- CAL 133 Optional
- GreenGuard Certified
- Meets ANSI/BIFMA Standards
- Lifetime Structural Warranty

Dimensions	843 Mid back	845 High Back
Seat	17-20"H x 21"W x 18.5"D	Seat 17-20"H x 21"W x 18.5"D
Back	24"H x 21"W	Back 34.5"H x 21"W
Arm	25.5"-28.5"H	Arm 25.5"-28.5"H
Overall	41.5"-44.5"H x 26"W x 29"D	Overall 51"-54"H x 26"W x 29"D
	21"W armless	21"W armless
Base Dia.	29"	Base Dia. 29"
COM	2.5 yds	COM 3 yds
COL	67 sqft.	COL 78 sqft.

Option Pricing

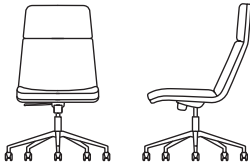
F1 CAL 133 Fire Rating	\$120
C1 Hard Floor Casters	\$25
C2G Gray Carpet Casters	n/c

Upholstery Note

Source cuts randomly off the bolt. For multiple fabrics, pattern matching or special fabric applications, please contact customer service as additional yardage or charges may apply.


CrissCross Swivel

COM
Grade A Grade B Grade C Grade D Grade E Grade F Grade G Grade H Leather COL




Mid Back Armless

843-ST-NA	Swivel Tilt	1,022	1,057	1,069	1,125	1,165	1,244	1,323	1,402	1,740	1,069
843-KT-NA	Knee Tilt	1,088	1,122	1,134	1,190	1,229	1,308	1,387	1,466	1,804	1,134




High Back Armless

845-ST-NA	Swivel Tilt	1,152	1,191	1,204	1,268	1,311	1,401	1,489	1,579	2,043	1,204
845-KT-NA	Knee Tilt	1,217	1,256	1,270	1,332	1,377	1,466	1,555	1,644	2,108	1,270



Mid Back With Arms

843-ST-WA	Swivel Tilt	1,285	1,321	1,332	1,388	1,428	1,507	1,586	1,665	2,003	1,332
843-KT-WA	Knee Tilt	1,351	1,386	1,398	1,454	1,493	1,635	1,652	1,731	2,069	1,398



High Back With Arms

845-ST-WA	Swivel Tilt	1,416	1,456	1,470	1,533	1,577	1,666	1,754	1,844	2,308	1,470
845-KT-WA	Knee Tilt	1,482	1,522	1,534	1,597	1,642	1,731	1,820	1,908	2,373	1,534

How to Build a Fjord Product Number

270 - FL - CHR - BL - CLR - OAK - P3 7006 - PG

Style

270 Fjord

Frame Style

FL Four Leg Frame
SL Sled Frame

Frame Finish

CHR Chrome (Standard)
SCR Soft Chrome
BLK Black Matte
WHT White
LBNZ Light Bronze
MBNZ Medium Bronze
DBNZ Dark Bronze

Arm Cap Color for FL Frame

WA Wood Arm Cap
BL Black Arm Cap
GR Grey Arm Cap

Premium Veneer

Clear Finish

OAK Oak
WEN Wenge
WAL Walnut
ZEB Zebra
PAL Palisander

Beech Wood Finishes

CLR Clear Coat
CHY Cherry
WCH Warm Cherry
MAH Mahogany
ESP Espresso
WLT Weathered Light
WMD Weathered Medium
WNT Walnut
DWNT Dark Walnut
999 Custom

Glide Option

PG Plastic Glide
FG Felt Glide

Painted Wood Finish

P3 Painted Shell

7006 White
7012 Cream
6695 Yellow Light
6739 Green
6774 Blue Light
6842 Fuschia
6868 Red
6884 Orange
7667 Grey
7633 Taupe
7674 Charcoal
6905 Yellow Bright
6959 Blue Bright

Features

- 3D Veneer Wood Shell
- Four Leg Stacking Frame with Wood or Poly Arm Caps
- Stacking Seat Pan in Charcoal Grey for FL Frame Only—Required for Stacking
- Sled Frame with Continuous Loop Design
- Wood Shell in Beech with Clear Coat or Wood Stains
- 5 Premium Veneers with Clear Coat Finish
- FL Frame Stacks 5 on the Floor with Required Seat Pan
- SL Frame Does Not Stack
- GreenGuard Certified
- Meets ANSI/BIFMA Standards
- Lifetime Structural Warranty

Dimensions

Four Leg Chair

Seat 17"D x 19.25"W x 17.75"H
Arm Height 25.75"H
Overall 23"D x 24"W x 32.75"H

Sled Chair

Seat 17"D x 19.25"W x 18"H
Arm Height 25.75"H
Overall 23"D x 21.5"W x 33"H

Option Pricing


FG	Felt Glides	\$16
SPN	Stacking Seat Pan For FL Frame Only—Required for Stacking	\$15
999	Net Set up Charge for Custom Wood Finish	\$220
P3	Painted Shell (Add to Beech Price)	\$52
	Premium Veneer Walnut and Palisander (Add to Oak Price)	\$60
	Powder Coat Frame Finish Options SCR, WHT, BLK, LBNZ, MBNZ, DBNZ	\$20



**Beech Wood Shell
Four Leg Chair**

270-FL-CHR-CLR


630



**Premium Veneer Shell
Four Leg Chair**

270-FL-CHR-OAK


765



**Beech Wood Shell
Sled Frame Chair**

270-SL-CHR-CLR

590



**Premium Veneer Shell
Sled Frame Chair**

270-SL-CHR-OAK

725

How to Build a Font Product Number

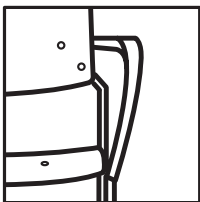
540 - FL - BL - SCB - NAT - OAK - P1-7006 - ENG - PG - F1 - IGA - SPN

<p>Style</p> <p>540 Font Fully Upholstered 542 Font Uph Seat, Wood Back 543 Font Uph Seat, Wood Back w/ Uph Pad 544 Font Finished wood</p> <p>Frame Style</p> <p>FL Four Leg CS Caster Frame CH24 Stool STL30 Stool</p> <p>Frame Finish</p> <p>BL Black SCR Soft Chrome CHR Chrome</p> <p>Arm Style</p> <p>SCB Script Arm Black SCG Script Arm Grey SEB Serif Arm Black SEG Serif Arm Grey NA No Arms</p>	<p>Premium Veneers</p> <p>OAK Oak WEN Wenge WAL Walnut ZEB Zebra</p> <p>Wood Finish</p> <p>NAT Natural CHY Cherry WCH Warm Cherry MAH Mahogany ESP Espresso WLT Weathered Light WMD Weathered Medium WNT Walnut DWNT Dark Walnut 999 Custom</p>	<p>Painted Wood Finish Option</p> <table border="0"> <tr><td>P1</td><td>Painted Back</td></tr> <tr><td>P2</td><td>Painted Seat & Back</td></tr> <tr><td>7006</td><td>White</td></tr> <tr><td>7012</td><td>Cream</td></tr> <tr><td>6695</td><td>Yellow Light</td></tr> <tr><td>6905</td><td>Yellow Bright</td></tr> <tr><td>6739</td><td>Green</td></tr> <tr><td>6774</td><td>Blue Light</td></tr> <tr><td>6959</td><td>Blue Bright</td></tr> <tr><td>6842</td><td>Fuschia</td></tr> <tr><td>6868</td><td>Red</td></tr> <tr><td>6884</td><td>Orange</td></tr> <tr><td>7667</td><td>Grey</td></tr> <tr><td>7633</td><td>Taupe</td></tr> <tr><td>7674</td><td>Charcoal</td></tr> </table>	P1	Painted Back	P2	Painted Seat & Back	7006	White	7012	Cream	6695	Yellow Light	6905	Yellow Bright	6739	Green	6774	Blue Light	6959	Blue Bright	6842	Fuschia	6868	Red	6884	Orange	7667	Grey	7633	Taupe	7674	Charcoal	<p style="text-align: right;">SPN Seat Pan</p> <p>Ganging Device</p> <p>IGC Chair Ganger-Armless IGA Chair Ganger-w/Arms</p> <p>CAL 133 Option</p> <p>F1 Seat Only F2 Seat & Back</p> <p>Glide Option</p> <p>PG Plastic Glides FG Felt Glides</p> <p>Laser Engraving</p>
P1	Painted Back																																
P2	Painted Seat & Back																																
7006	White																																
7012	Cream																																
6695	Yellow Light																																
6905	Yellow Bright																																
6739	Green																																
6774	Blue Light																																
6959	Blue Bright																																
6842	Fuschia																																
6868	Red																																
6884	Orange																																
7667	Grey																																
7633	Taupe																																
7674	Charcoal																																

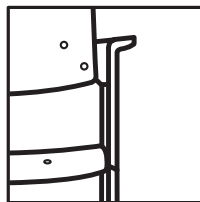
Features

- Seat and Back, Fully Upholstered, All Wood or Combination
- Nine Standard Wood Finishes, Four Premium Veneers, and Thirteen Standard Painted Wood Finishes
- Four Leg Frame, Caster Frame, Stool Frame (All Wall Saver)
- Four Leg Chairs Stack 6 High on Floor, 8 High on Dolly
- Black, Soft Chrome and Chrome are Standard
- Seat Pan ships on all models
- Polyurethane Armrests
- Meets ANSI/BIFMA Standards
- CAL 117 Standard, CAL 133 Optional
- Lifetime Structural Warranty

Script Arm



Serif Arm



Dimensions

Four Leg Chair

Seat: 18.5"D x 17.5"W x 18"H
 Back 13"H x 17.5"W
 Arm Height: 26.5"H
 Overall Size: 33"H x 22.5"D x 21.5"W (19"W w/out Arms)

COM

Fully Upholstered: 1.2 yards
 Seats Only: 0.9 yds per 2 seats

COL

Fully Upholstered: 20 sq. ft.
 Seats Only: 8 sq. ft.

Caster Chair Dimensions

Seat 18.5"D x 17.5"W x 18"H
 Back 13"H x 17.5"W
 Arm Height 26.5"H
 Overall Size 33"H x 22.5"D x 21.5"W (19"W w/out Arms)

Stool Dimensions

Seat 18.5"D x 17.5"W x 30"H
 Back 13"H x 17.5"W
 Arm Height 38"H
 Overall Size 45.5"H x 24"D x 21.5"W (19"W w/out Arms)

Option Pricing

540/IGC	Integrated Ganging Connector (Set) for Armless Chairs (SPN required)	\$40
540/IGA	Integrated Ganging Connector (Set) for Armed Chairs (SPN required)	\$40
540/FW	Four Wheel Storage Dolly	\$350
P1_	Painted Wood Finish Option for Painted Back (specify paint color from list)	\$35
P2_	Painted Wood Finish Option for Painted Seat & Back (specify paint color from list)	\$70
PV1	Premium Veneer Back Only	\$35
PV2	Premium Veneer Seat Only	\$35
PV3	Premium Veneer Seat and Back	\$70
SCR	Soft Chrome Frame Finish	Same as BL
LBNZ	Light Bronze Frame Finish (Add to Chrome Price)	\$65
MBNZ	Medium Bronze Frame Finish (Add to Chrome Price)	\$65
DBNZ	Dark Bronze Frame Finish (Add to Chrome Price)	\$65
WHT	White Frame Finish (Add to Chrome Price)	\$65
ENG	Laser Engraving	\$35
XFS	1/2" Extra Foam for Seat	\$25
HH	Hand hold Cut out in Back	\$25
PG	Plastic Glides	Standard
FG	Felt Glides	\$15
999	Setup Charge for Custom Wood Finish net per order per color	\$220
F1	CAL 133 Fire Rating, Seat only (CAL 133 suitable fabric must be used)	\$40
F2	CAL 133 Fire Rating, Seat & Back (CAL 133 suitable fabric must be used)	\$60

COM/
Grade A Grade B Grade C Grade D Grade E Grade F Grade G Grade H Leather COL




Fully Uph Stacking Chair

540-FL-BL-_____ (add arm style suffix SCB/ SCG/ SEB/ SEG)	458	479	506	520	543	591	639	685	809	506
540-FL-CHR-_____	600	621	649	661	685	732	780	827	951	649
540-FL-BL-NA	390	411	439	451	475	523	562	619	740	439
540-FL-CHR-NA	531	552	580	593	617	665	711	759	882	580



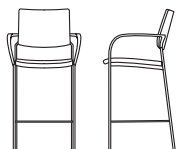
Fully Uph Caster Chair

540-CS-BL-_____ (add arm style suffix SCB/ SCG/ SEB/ SEG)	519	540	568	580	604	652	699	747	870	568
540-CS-CHR-_____	613	633	661	675	698	746	794	840	964	661
540-CS-BL-NA	439	460	488	500	524	572	619	667	789	488
540-CS-CHR-NA	545	566	594	606	630	677	725	773	895	594



**Fully Uph Stool
24" Seat Height
Non-stacking**

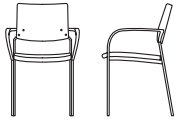
540-CH24-BL-_____ (add arm style suffix SCB/ SCG/ SEB/ SEG)	555	577	604	618	642	688	736	783	907	604
540-CH24-CHR-_____	692	713	742	754	778	825	873	919	1043	742
540-CH24-BL-NA	488	509	537	549	573	621	668	716	838	537
540-CH24-CHR-NA	624	645	673	685	709	757	804	852	974	673



**Fully Uph Stool
30" Seat Height
Non-stacking**

540-STL30-BL-_____ (add arm style suffix SCB/ SCG/ SEB/ SEG)	555	577	604	618	642	688	736	783	907	604
540-STL30-CHR-_____	692	713	742	754	778	825	873	919	1043	742
540-STL30-BL-NA	488	509	537	549	573	621	668	716	838	537
540-STL30-CHR-NA	624	645	673	685	709	757	804	852	974	673

COM/
Grade A Grade B Grade C Grade D Grade E Grade F Grade G Grade H Leather COL



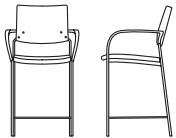
Uph Seat, Wood Back Stacking Chair

542-FL-BL-_____ (add arm style suffix SCB/ SCG/ SEB/ SEG)	512	527	548	557	575	610	647	682	775	548
542-FL-CHR-_____	655	671	693	702	720	755	790	826	918	693
542-FL-BL-NA	446	462	483	492	510	545	580	617	709	483
542-FL-CHR-NA	588	603	624	633	651	686	723	758	851	624



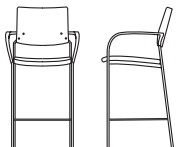
Uph Seat, Wood Back Caster Chair

542-CS-BL-_____ (add arm style suffix SCB/ SCG/ SEB/ SEG)	588	603	624	633	651	686	723	758	851	624
542-CS-CHR-_____	669	684	705	714	732	769	804	839	932	705
542-CS-BL-NA	506	523	544	553	571	606	642	678	770	544
542-CS-CHR-NA	600	617	638	647	665	700	735	772	863	638



**Uph Seat, Wood Back Stool
24" Seat Height
Non-stacking**

542-CH24-BL-_____ (add arm style suffix SCB/ SCG/ SEB/ SEG)	612	627	648	658	676	711	747	782	875	648
542-CH24-CHR-_____	748	763	784	795	812	848	883	918	1011	784
542-CH24-BL-NA	544	560	580	590	607	643	679	714	807	580
542-CH24-CHR-NA	680	696	717	726	744	779	815	851	941	717

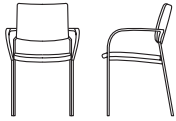


**Uph Seat, Wood Back Stool
30" Seat Height
Non-stacking**

542-STL30-BL-_____ (add arm style suffix SCB/ SCG/ SEB/ SEG)	612	627	648	658	676	711	747	782	875	648
542-STL30-CHR-_____	748	763	784	795	812	848	883	918	1011	784
542-STL30-BL-NA	544	560	580	590	607	643	679	714	807	580
542-STL30-CHR-NA	680	696	717	726	744	779	815	851	941	717

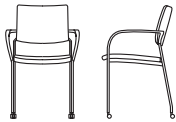
COM/

Grade A Grade B Grade C Grade D Grade E Grade F Grade G Grade H Leather COL




**Uph Seat, Wood Back w/ Uph
Pad Stacking Chair**

543-FL-BL-_____ (add arm style suffix SCB/ SCG/ SEB/ SEG)	572	589	609	619	636	672	707	744	835	609
543-FL-CHR-_____	716	731	752	762	780	815	851	886	979	752
543-FL-BL-NA	505	521	543	552	570	605	641	676	769	543
543-FL-CHR-NA	648	664	684	694	711	747	782	818	911	684




**Uph Seat, Wood Back w/ Uph
Pad Caster Chair**

543-CS-BL-_____ (add arm style suffix SCB/ SCG/ SEB/ SEG)	647	662	684	694	711	747	782	818	910	684
543-CS-CHR-_____	729	745	765	775	792	828	864	900	992	765
543-CS-BL-NA	567	582	603	614	631	667	702	737	830	603
543-CS-CHR-NA	660	676	697	707	725	760	796	831	924	697



**Uph Seat, Wood Back w/ Uph
Pad Stool
24" Seat Height
Non-stacking**

543-CH24-BL-_____ (add arm style suffix SCB/ SCG/ SEB/ SEG)	672	687	708	718	735	772	807	842	935	708
540-CH24-CHR-_____	808	824	844	854	873	908	943	979	1071	844
540-CH24-BL-NA	603	620	641	650	668	703	738	775	866	641
540-CH24-CHR-NA	739	756	777	786	804	839	875	911	998	777



**Uph Seat, Wood Back w/ Uph
Pad Stool
30" Seat Height
Non-stacking**

543-STL30-BL-_____ (add arm style suffix SCB/ SCG/ SEB/ SEG)	672	687	708	718	735	772	807	842	935	708
543-STL30-CHR-_____	808	824	844	854	873	908	943	979	1071	844
543-STL30-BL-NA	603	620	641	650	668	703	738	775	866	641
543-STL30-CHR-NA	739	756	777	786	804	839	875	911	998	777

COM/
 Grade A Grade B Grade C Grade D Grade E Grade F Grade G Grade H Leather COL



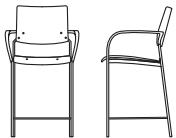
Finished Wood Stacking Chair

544-FL-BL-_____ (add arm style suffix SCB/ SCG/ SEB/ SEG)	522
544-FL-CHR-_____	664
544-FL-BL-NA	454
544-FL-CHR-NA	596



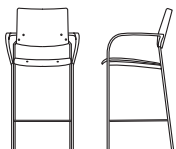
Finished Wood Caster Chair

544-CS-BL-_____ (add arm style suffix SCB/ SCG/ SEB/ SEG)	588
544-CS-CHR-_____	677
544-CS-BL-NA	508
544-CS-CHR-NA	606



**Finished Wood Stool
 24" Seat Height
 Non-stacking**

544-CH24-BL-_____ (add arm style suffix SCB/ SCG/ SEB/ SEG)	620
544-CH24-CHR-_____	756
544-CH24-BL-NA	552
544-CH24-CHR-NA	688



**Finished Wood Stool
 30" Seat Height
 Non-stacking**

544-STL30-BL-_____ (add arm style suffix SCB/ SCG/ SEB/ SEG)	620
544-STL30-CHR-_____	756
544-STL30-BL-NA	552
544-STL30-CHR-NA	688

How to Build a Font Bariatric Product Number

545 - WS - BL - SCB - PG - F2

Style
545 Fully Upholstered

Frame Style
WS WallSaver Frame

Frame Finish
BL Black
SCR Soft Chrome
CHR Chrome

CAL 133 Option
F2 Seat & Back

Glide Option
PG Plastic Glide
FG Felt Glide

Arm Style
SCB Script Arm Black
SCG Script Arm Grey
SEB Serif Arm Black
SEG Serif Arm Grey

Features

Fully Upholstered Seat & Back
WallSaver Frame Standard
Polyurethane Arm in Two Styles
500 lb Static Load Tested
CAL 117 Standard CAL 133 Optional
Meets ANSI/BIFMA Standards
Lifetime Structural Warranty

Dimensions

Bariatric Chair

Seat	18"H x 26"W x 18.5"D
Back	13"H x 26"W
Arm	26.5"H
Overall	32.5"H x 31"W x 23"D

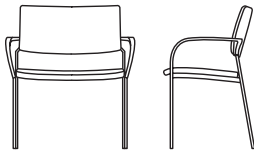
COM 1.6 yds

COL 30 sqft.

Option Pricing

XFS 1/2" Extra Foam for Seat	\$35
SCR Soft Chrome Frame Finish	Same as BL
FG Plastic Glides	\$15
F2 CAL 133 Fire Rating	\$60

COM
 Grade A Grade B Grade C Grade D Grade E Grade F Grade G Grade H Leather COL



Fully Upholstered Bariatric Chair

545-WS-BL-____ (add arm style suffix SCB/SCG/SEB/SEG)	601	629	639	683	714	778	841	905	1,058	639
545-WS-CHR-____	668	696	705	750	781	844	908	971	1,124	\$705

How to Build a Hall Product Number

360 - FL - CHR - WA - 001 - PG - F1

Style
360 Upholstered Seat, Poly Back

Frame Style
FL Four Leg Frame
STL30 Stool

Frame Finish
CHR Chrome

Arm Style
NA No Arms
WA With Arms (Not available on Stool)

CAL 133 Option
F1 Seat Only

Glide Option
PG Plastic Glide
FG Felt Tipped Pivot Glide

Shell Color
001 Black
002 Dark Blue
003 Sand
005 White
008 Cool Grey
015 Warm Grey

Features

- Meets ANSI/BIFMA Standards
- Lifetime Structural Warranty
- GreenGuard Certified
- CAL 133 Optional
- Chairs Stack 5 High on Floor, 6 on Dolly

Dimensions

Armed Chair

Seat: 19" D x 17.62" W x 17" H
 Back: 15.5" H x 19" W
 Arm Height: 26.75"
 Overall Size: 32" H x 24" W x 23" D

Armless Chair

Seat: 19" D x 20.5" W x 17" H
 Back: 15" H x 19" W
 Overall Size: 32.5" H x 20" W x 22.5" D

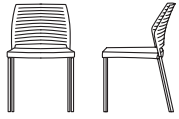
Stool

Seat: 19" D x 20.5" W x 30" H
 Back: 15.50" H x 19" W
 Overall Size: 43.5" H x 20.5" W x 25.5" D
 COM .75 yards per one or 1 yard for two seats
 COL 10 sqft per one or 15 sqft for two seats

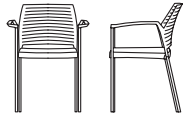
Option Pricing

FG	Felt Tipped Glide	\$20
F1	CAL 133 Fire Rating	\$40
XFS	1/2" Extra Seat Foam	\$25
360FW	Four Wheel Storage Dolly	\$505


COM/Grade A Grade B Grade C Grade D Grade E Grade F Grade G Grade H Leather COL



360-FL-CHR-NA	289	303	323	342	367	395	440	488	495	323
----------------------	------------	------------	------------	------------	------------	------------	------------	------------	------------	------------



360-FL-CHR-WA	327	340	360	380	405	432	476	524	532	360
----------------------	------------	------------	------------	------------	------------	------------	------------	------------	------------	------------



360-STL30-CHR-NA	496	510	529	549	574	601	646	694	702	529
-------------------------	------------	------------	------------	------------	------------	------------	------------	------------	------------	------------

How to Build an i-Stack Product Number

400 - WA - SCR - SPN - 001 - PG - G1

Style

- 400 Four Leg Stacking Chair
- 401 Four Leg Stacking Chair, Uph. Seat Pad
- 402 Four Leg Stacking Chair, Uph. Seat & Back Pad
- 403 Four Leg Caster Chair
- 404 Four Leg Caster Chair, Uph. Seat Pad
- 405 Four Leg Caster Chair, Uph. Seat & Back Pad
- 406CH24 Four Leg Stool
- 406STL30 Four Leg Stool
- 407CH24 Four Leg Stool, Uph. Seat Pad
- 407STL30 Four Leg Stool, Uph. Seat Pad
- 408CH24 Four Leg Stool, Uph. Seat & Back Pad
- 408STL30 Four Leg Stool, Uph. Seat & Back Pad

Arm Style

- NA No Arms
- WA With Arms

Frame Finish

- CHR Bright Chrome Plated
- SCR Soft Chrome Powder Coat

Seat Pan

- SPN Seat Pan

Ganging Device

- G1 Ganging Device (Set)
(Must be used with seat pan)

Glide / Caster

- PG Plastic Glide (standard)
- RS Rubber Sleeve
- C1 Hard Floor Caster
- C2 Carpet Caster
- MG Metal Glide
- FG Felt Glide

Shell Color

- 001 Black
- 002 Dark Blue
- 003 Sand
- 005 White
- 008 Cool Grey
- 014 Light Grey
- 015 Warm Grey
- 016 Charcoal
- 017 Bright Blue
- 018 Orange

Features

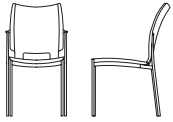
- Commercial Grade Stacking Chair
- High Impact Polypropylene Seat and Back
- Upholstered Seat and Back Pads Optional
- Sturdy Tubular Steel Frame, Powder Coated or Chrome Plated
- Color Matched Injection Molded Arms
- Optional Seat Pan (recommended for stacking of chairs with upholstered seats)
- Optional Ganging Device (must be used with seat pan)
- Plastic Glides
- Stacks 12 High on Dolly, 6 High on Floor
- Meets ANSI/BIFMA Standards
- CAL 133 option available.
- Contact Customer Service for details.
- Lifetime Structural Warranty

Option Pricing

G1	Ganging Connector (Pair) (must be used with Seat Pan)	40
SPN	Seat Pan (recommended for stacking of chairs with upholstered seats)	30
400/DL	Transport Dolly, two-wheel (6 chair capacity)	480
400/FW	Storage Dolly, four-wheel (12 chair capacity)	505
F1	CAL 133 Fire Rating Seat Only	40
F2	CAL 133 Fire Rating Seat & Back (CAL 133 suitable fabric must be used)	60
C1	Hard Floor Casters	30
C2	Carpet Casters	standard
FG	Felt Glide (recommended for all hard floors)	15
RS	Rubber Sleeve	12
MG	Metal Glide	15

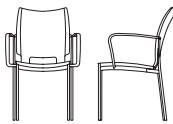
Dimensions

Chair		Caster Chair		Stool	
Seat	19"D x 18"W x 18"H	Seat	19"D x 18"W x 18"H	Seat	19"D x 18"W x 24"H
Back	19"H x 18"W	Back	19"H x 18"W		19"D x 18"W x 30"H
Overall Size Armless	23"D x 21"W x 35"H	Overall Size Armless	24.5"D x 21"W x 35"H	Back	19"H x 18"W
Overall Size w. Arms	23"D x 24"W x 35"H	Overall Size w Arms	24.5"D x 24"W x 35"H	Overall Size Armless	23"D x 21"W x 41"H
C.O.M	Seat and Back .7 yds	C.O.M	Seat and Back .7 yds		23"D x 21"W x 47"H
	Seat Only .7 yds for every 2 Chairs		Seat Only .7 yds for every 2 Chairs	Overall Size w. Arms	23"D x 24"W x 41"H
C.O.L.	Seat and Back 13 sqft	C.O.L.	Seat and Back 13 sqft		23"D x 24"W x 47"H
	Seat Only 7 sqft		Seat Only 7 sqft	C.O.M	Seat and Back .7 yds
					Seat Only .7 yds for every 2 Chairs
				C.O.L.	Seat and Back 13 sqft
					Seat Only 7 sqft



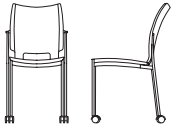
i-Stack
Stacking Chair, Armless

400-NA-SCR	Soft Chrome	271										
400-NA-CHR	Polished Chrome	391										
401-NA-SCR	Soft Chrome, Uph. Seat	388	400	416	423	438	465	493	520	514	416	
401-NA-CHR	Polished Chrome, Uph. Seat	513	524	541	548	562	590	618	645	639	541	
402-NA-SCR	Soft Chrome, Uph. Seat & Back	459	471	488	495	509	537	564	592	669	488	
402-NA-CHR	Polished Chrome, Uph. Seat & Back	583	596	612	620	633	660	688	717	794	612	



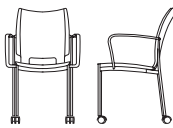
i-Stack
Stacking Chair, With Arms

400-WA-SCR	Soft Chrome	345										
400-WA-CHR	Polished Chrome	439										
401-WA-SCR	Soft Chrome, Uph. Seat	436	447	464	471	485	513	541	568	562	464	
401-WA-CHR	Polished Chrome, Uph. Seat	560	572	589	596	609	638	665	693	686	589	
402-WA-SCR	Soft Chrome, Uph. Seat & Back	506	519	535	543	556	584	612	640	717	535	
402-WA-CHR	Polished Chrome, Uph. Seat & Back	631	644	659	667	681	708	736	764	841	659	



i-Stack
Caster Chair, Armless

403-NA-SCR	Soft Chrome	347										
403-NA-CHR	Polished Chrome	424										
404-NA-SCR	Soft Chrome, Uph. Seat	438	449	466	473	487	515	543	570	564	466	
404-NA-CHR	Polished Chrome, Uph. Seat	545	557	574	581	595	623	650	678	672	574	
405-NA-SCR	Soft Chrome, Uph. Seat & Back	512	523	540	547	562	589	617	644	722	540	
405-NA-CHR	Polished Chrome, Uph. Seat & Back	617	628	645	652	666	695	722	749	827	645	



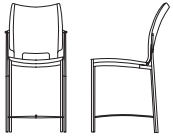
i-Stack
Caster Chair, with Arms

403-WA-SCR	Soft Chrome	423										
403-WA-CHR	Polished Chrome	471										
404-WA-SCR	Soft Chrome, Uph. Seat	505	518	535	542	555	583	610	639	632	535	
404-WA-CHR	Polished Chrome, Uph. Seat	593	605	621	629	643	670	698	726	720	621	
405-WA-SCR	Soft Chrome, Uph. Seat & Back	582	595	612	619	632	660	687	716	792	612	
405-WA-CHR	Polished Chrome, Uph. Seat & Back	664	676	693	700	713	742	770	797	875	693	

Leather Pricing

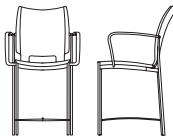
Leather Prices published in this Price Book are for our Stock Leather "MAMMUT" by Wollsdorf Leather in the colors
 250599 Black
 251938 Saddle
 253272 Chestnut
 250519 Pewter
 252004 Charcoal

Other leathers can be quoted by Customer Service



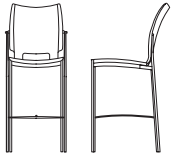
Stool
Non-Stacking, Armless
24 in. Seat Height

406CH24-NA-SCR Soft Chrome	573										
406CH24-NA-CHR Polished Chrome	573										
407CH24-NA-SCR Soft Chrome, Uph. Seat	694	706	717	730	744	772	799	827	804	706	
407CH24-NA-CHR Polished Chrome, Uph. Seat	694	706	717	730	744	772	799	827	804	706	
408CH24-NA-SCR Soft Chrome, Uph. Seat & Back	765	774	786	801	815	842	870	893	946	786	
408CH24-NA-CHR Polished Chrome, Uph. Seat & Back	765	774	786	801	815	842	870	893	946	786	



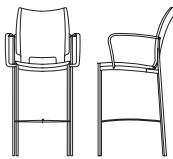
Stool
Non-Stacking, with Arms
24 in. Seat Height

406CH24-WA-SCR Soft Chrome	632									
406CH24-WA-CHR Polished Chrome	632									
407CH24-WA-SCR Soft Chrome, Uph. Seat	742	754	766	778	791	820	847	875	852	754
407CH24-WA-CHR Polished Chrome, Uph. Seat	742	754	766	778	791	820	847	875	852	754
408CH24-WA-SCR Soft Chrome, Uph. Seat & Back	813	824	834	849	862	890	918	911	994	813
408CH24-WA-CHR Polished Chrome, Uph. Seat & Back	813	824	834	849	862	890	918	911	994	813



Stool
Non-Stacking, Armless
30 in. Seat Height

406STL30-NA-SCR Soft Chrome	573										
406STL30-NA-CHR Polished Chrome	573										
407STL30-NA-SCR Soft Chrome, Uph. Seat	694	706	717	730	744	772	799	827	804	706	
407STL30-NA-CHR Polished Chrome, Uph. Seat	694	706	717	730	744	772	799	827	804	706	
408STL30-NA-SCR Soft Chrome, Uph. Seat & Back	765	774	786	801	815	842	870	893	946	786	
408STL30-NA-CHR Polished Chrome, Uph. Seat & Back	765	774	786	801	815	842	870	893	946	786	



Stool
Non-Stacking, with Arms
30 in. Seat Height

406STL30-WA-SCR Soft Chrome	632									
406STL30-WA-CHR Polished Chrome	632									
407STL30-WA-SCR Soft Chrome, Uph. Seat	742	754	766	778	791	820	847	875	852	754
407STL30-WA-CHR Polished Chrome, Uph. Seat	742	754	766	778	791	820	847	875	852	754
408STL30-WA-SCR Soft Chrome, Uph. Seat & Back	813	824	834	849	862	890	918	911	994	813
408STL30-WA-CHR Polished Chrome, Uph. Seat & Back	813	824	834	849	862	890	918	911	994	813

Leather Pricing

Leather Prices published in this Price Book are for our Stock Leather "MAMMUT" by Wollsdorf Leather in the colors
 250599 Black
 251938 Saddle
 253272 Chestnut
 250519 Pewter
 252004 Charcoal

Other leathers can be quoted by Customer Service

How to Build an i-Swivel Product Number

420 - WAC - B2 - 001 - C2

Style

- 420 i-Swivel Chair
- 421 i-Swivel Chair, Uph. Seat Pad
- 422 i-Swivel Chair, Uph. Seat & Back Pad
- 423 i-Swivel Stool
- 424 i-Swivel Stool, Uph. Seat Pad
- 425 i-Swivel Stool, Uph. Seat & Back Pad

Arm Style

- WAC With Arm Caps (Matching Color)

Base

- B0 Aluminum Base, Black
- B2 Plastic Base (Standard)
- B4 Polished Aluminum Base

Casters/Glides

- C1 Hard Floor Casters
- C2 Carpet Casters (standard)
- C3 Glides

Shell Color

- 001 Black
- 002 Dark Blue
- 003 Sand
- 005 White
- 008 Cool Grey
- 014 Light Grey
- 015 Warm Grey
- 016 Charcoal
- 017 Bright Blue
- 018 Orange

Features

Swivel / Tilt Mechanism (except Stool)
 High Impact Polypropylene Seat and Back
 Upholstered Seat and Back Pads Optional
 Color Matched Injection Molded Arms

Meets ANSI/BIFMA Standards
 CAL 133 option available.
 Contact Customer Service for details
 Lifetime Structural Warranty

Option Pricing

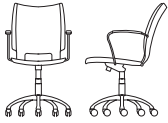
C1	Hard Floor Casters	\$30
C2	Carpet Casters	standard
C3	Glides	\$40
B0	Aluminum Base, Powder Coated, Black	\$70
B4	Polished Aluminum Base	\$125
XFS	1/2" Extra Foam for Seat	\$25

Dimensions

Seat	19"D x 18"W x 16.5 - 21.5"H (Stool 21" - 30")
Back	18"W x 19"H
Overall Size	25"D x 22.5"W x 33"H
C.O.M	Seat and Back: .7 yds. Seat only: .7 yds. for every two seats
C.O.L.	Seat and Back 13 sqft. Seat only: 7 sqft.

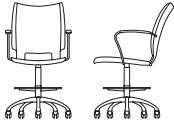
i-Swivel

COM/Grade A Grade B Grade C Grade D Grade E Grade F Grade G Grade H Leather COL



i-Swivel
Chair, with Arms

420-WAC-B2-C2	Chair	558										
421-WAC-B2-C2	Chair, uph. Seat	693	705	722	729	743	771	798	826	898	722	
422-WAC-B2-C2	Chair, uph. Seat & Back	750	762	779	786	800	828	855	883	955	779	



i-Swivel
Stool, with Arms

423-WAC-B2-C2	Stool	592										
424-WAC-B2-C2	Stool, uph. Seat	727	738	755	762	776	804	832	859	931	755	
425-WAC-B2-C2	Stool, uph. Seat & Back	784	796	812	820	834	861	889	916	988	812	

Leather Pricing


Leather Prices published in this Price Book are for our Stock Leather "MAMMUT" by Wollsdorf Leather in the colors

- 250599 Black
- 251938 Saddle
- 253272 Chestnut
- 250519 Pewter
- 252004 Charcoal

Other leathers can be quoted by Customer Service

How to Build a Jump Product Number

280 - H4 - 2805 - B4 - C7G



Features

- Co-injection Molded Polypropylene Shell
- 3 Two Tone and 2 Solid Color Options for Chairs
- 4 Base Options
- Felt Glide Standard on H4 and FL Bases
- GreenGuard Certified
- Meets ANSI/BIFMA Standards
- Lifetime Structural Warranty

Dimensions

Sled Frame

Seat	17.75"H x 18"W x 16"D
Back	14.5"H x 17"W
Overall	32.25"H x 22.5"W x 20.5"D

Four Leg Frame

Seat	18.25"H x 18"W x 16"D
Back	14.5"H x 17"W
Overall	30.5"H x 24"W x 21.75"D

High Four Swivel Base


Seat	18"H x 18"W x 16"D
Back	14.5"H x 17"W
Base Dia.	26.25"
Overall	31.75"H x 26.25"W x 26.25"D

High Four Swivel Base with Casters

Seat	19"H x 18"W x 16"D
Back	14.5"H x 17"W
Base Dia.	26.25"
Overall	32.5"H x 27"W x 27"D

Option Pricing

C7G	Chrome Caster w/Grey Tread	n/c
C1	Hard Floor, Black	n/c
C2	Carpet, Black	n/c
C1G	Hard Floor, Grey	n/c
C2G	Carpet, Grey	n/c



Sled Frame

280-SL-B0 Black Base	383
280-SL-B5 Soft Chrome Base	383
280-SL-B6 Chrome Base	354
280-SL-B7 White Base	383
280-SL-LBNZ Light Bronze Base	383
280-SL-MBNZ Medium Bronze Base	383
280-SL-DBNZ Dark Bronze Base	383



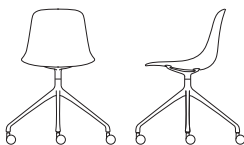
Four Leg Frame

280-FL-B0 Black Base	393
280-FL-B5 Soft Chrome Base	393
280-FL-B6 Chrome Base	364
280-FL-B7 White Base	393
280-FL-LBNZ Light Bronze Base	393
280-FL-MBNZ Medium Bronze Base	393
280-FL-DBNZ Dark Bronze Base	393



High Four Swivel Base

280-H4-B0 Black Base	549
280-H4-B4 Polished Aluminum Base	520
280-H4-B5 Soft Chrome Base	549
280-H4-B7 White Base	549
280-H4-LBNZ Light Bronze Base	549
280-H4-MBNZ Medium Bronze Base	549
280-H4-DBNZ Dark Bronze Base	549



High Four Swivel Base w/Casters

280-H4C-B0-C7B Black Base	570
280-H4C-B4-C7B Polished Aluminum Base	541
280-H4C-B5-C7B Soft Chrome Base	570
280-H4C-B7-C7B White Base	570
280-H4C-LBNZ Light Bronze Base	570
280-H4C-MBNZ Medium Bronze Base	570
280-H4C-DBNZ Dark Bronze Base	570

How to Build a Jump Mini Stool Product Number

282 - STL - 2801 - B6

Style

282 Jump Mini Stool

Base/Frame

CH24 Counter Height Stool 24"

STL30 Bar Height Stool 30"

Base Finish

B0 Black Matte
 B4 Polished Aluminum
 B5 Soft Chrome
 B6 Chrome
 B7 White
 LBNZ Light Bronze
 MBNZ Medium Bronze
 DBNZ Dark bronze

Mini Stool Shell Colors

2801 Black
 2804 Light Blue Grey
 2805 White
 2806 Olive

Features

Co-injection Molded Polypropylene Shell
 4 Solid Color Options for Stools
 GreenGuard Certified
 Meets ANSI/BIFMA Standards
 Lifetime Structural Warranty

Dimensions

Mini Stool 24 in. Seat Height

Seat	24"H x 18"W x 16"D
Back	8"H x 15"W
Foot Rest from Seat	18"H
Overall	31.5"H x 17.25"W x 18.75"D


Mini Stool 30 in. Seat Height

Seat	30.5"H x 18"W x 16"D
Back	8"H x 15"W
Foot Rest from Seat	18"H
Overall	38"H x 17.25"W x 18.75"D



Mini Stool 24 in. Seat Height

282-CH24-B0 Black Base	594
282-CH24-B5 Soft Chrome Base	594
282-CH24-B6 Chrome Base	565
282-CH24-B7 White Base	594
282-CH24-LBNZ Light Bronze Base	594
282-CH24-MBNZ Medium Bronze Base	594
282-CH24-DBNZ Dark Bronze Base	594



Mini Stool 30 in. Seat Height

282-STL30-B0 Black Base	594
282-STL30-B5 Soft Chrome Base	594
282-STL30-B6 Chrome Base	565
282-STL30-B7 White Base	594
282-STL30-LBNZ Light Bronze Base	594
282-STL30-MBNZ Medium Bronze Base	594
282-STL30-DBNZ Dark Bronze Base	594

How to Build a LT Product Number

555 - BLK - COR - WHT - CH - BLK

Style
555 LT Laptop Table

Metal Finish
BLK Black Matte
SCR Soft Chrome
WHT White
LBNZ Light Bronze
MBNZ Medium Bronze
DBNZ Dark Bronze

Table Top
LM Laminate
COR Corian

Laminate
WHT Linen D427-60
MPL Fusion Maple 7909-60
GRY Fashion Grey D381-60
GRY2 Slate Grey D91-60
WLT Montana Walnut 7110K-78
TEAK Studio Teak 7960K-18
BLK Black

Corian
WHT Glacier White

Accessory Color
BLK Black
GRY Grey

Accessories
CH Cup Holder
DH Device Holder

Features

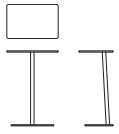
- One Piece Metal Support Structure
- Laminate Top Has Vinyl T Molding Edge
- Laminates are Wilsonart Contract Collection
- Additional Laminate Colors Can Be Quoted—Contact Customer Service
- Additional Corian Colors Can Be Quoted—Contact Customer Service
- Cup and Device Holder Attach Magnetically
- Felt Pads Supplied On Every Unit—Field Installed If Required
- Meets ANSI/BIFMA Standards
- Lifetime Structural Warranty

Dimensions

Overall Size 26" H x 18" W x 12" D
Top 18" W x 12" D
Base 15" W x 10" D

Option Pricing

CH	Cup Holder	\$45
DH	Device Holder	\$100




555-LM
555-COR

550
775

How to Build a Martini Product Number

290 - H4 - B4 - C2 - F1



Features

- Fully Upholstered Shell
- Two Tone Upholstery Available. Contact Customer Service for Details.
- Five Base Options
- CAL 117 Standard CAL 133 Optional
- GreenGuard Certified
- Meets ANSI/BIFMA Standards
- Lifetime Structural Warranty

Dimensions

Sled Frame

Seat	18"H x 19"W x 18"D
Back	14"H
Inside Arms	20.5
Overall	30.25"H x 23"W x 23.5"D

Disc Swivel Base

Seat	18.25"H x 18"W x 19"D
Back	14"H
Inside Arms	20.5
Base Dia.	18"
Overall	30.5"H x 23"W x 23.5"D

High Four Swivel Base

Seat	19"H x 19"W x 18"D
Back	14"H
Inside Arms	20.5
Base Dia.	26.25"
Overall	31.25"H x 23"W x 23.5"D

High Four Swivel Base w/Casters

Seat	19.5"H x 19"W x 18"D
Back	14"H
Inside Arms	20.5
Base Dia.	26.25"
Overall	32"H x 23"W x 23.5"D

Flat Four Swivel Base

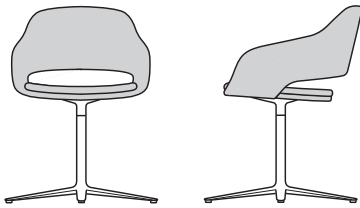
Seat	18.5"H x 19"W x 18"D
Back	14"H
Inside Arms	20.5
Base Dia.	26"
Overall	31"H x 23"W x 23.5"D

Option Pricing

F2	CAL 133 Compliance	\$60
C7G	Chrome Caster w/Grey Tread	n/c
C1	Hard Floor, Black	n/c
C2	Carpet, Black	n/c
C1G	Hard Floor, Grey	n/c
C2G	Carpet, Grey	n/c

Upholstery Options

Single Fabric




Off Bolt (Standard cutting method)			
COM	2 yds	COL	36 sqft
Railroaded			
COM	2 yds	COL	36 sqft

Contrasting Fabrics A




Off Bolt (Standard cutting method)			
COM		COL	
Outside Back	.75 yds	Outside Back	14 sqft
Inside Back & Seat Pad	1.25 yds	Inside Back & Seat Pad	23 sqft
Railroaded			
COM		COL	
Outside Back Single Chair or Multiple of 2	1.5 yds	Outside Back Single Chair or Multiple of 2	27 sqft
Inside Back & Seat Pad	1.5 yds	Inside Back & Seat Pad	27 sqft

Contrasting Fabrics B



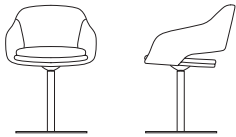
Off Bolt (Standard cutting method)			
COM		COL	
Outside & Inside Back	1.25 yds	Outside & Inside Back	23 sqft
Seat Pad	.75 yds	Seat Pad	14 sqft
Railroaded			
COM		COL	
Outside & Inside Back	1.5 yds	Outside & Inside Back	27 sqft
Seat Pad	.75 yds	Seat Pad	14 sqft

COM/Grade A Grade B Grade C Grade D Grade E Grade F Grade G Grade H Leather COL



Sled Frame

290-SL-B0 Black Base	1,023	1,059	1,070	1,126	1,166	1,245	1,324	1,403	1,531	1,070
290-SL-B5 Soft Chrome Base	1,023	1,059	1,070	1,126	1,166	1,245	1,324	1,403	1,531	1,070
290-SL-B6 Chrome Base	995	1,030	1,041	1,097	1,137	1,216	1,295	1,374	1,503	1,041
290-SL-B7 White Base	1,023	1,059	1,070	1,126	1,166	1,245	1,324	1,403	1,531	1,070
290-SL-LBNZ Light Bronze Base	1,023	1,059	1,070	1,126	1,166	1,245	1,324	1,403	1,531	1,070
290-SL-MBNZ Medium Bronze Base	1,023	1,059	1,070	1,126	1,166	1,245	1,324	1,403	1,531	1,070
290-SL-DBNZ Dark Bronze Base	1,023	1,059	1,070	1,126	1,166	1,245	1,324	1,403	1,531	1,070



Disc Swivel Base

290-DB-B0 Black Base	1,042	1,077	1,089	1,145	1,185	1,264	1,343	1,422	1,550	1,089
290-DB-B5 Soft Chrome Base	1,042	1,077	1,089	1,145	1,185	1,264	1,343	1,422	1,550	1,089
290-DB-B6 Chrome Base	1,013	1,048	1,060	1,116	1,155	1,234	1,314	1,393	1,522	1,060
290-DB-B7 White Base	1,042	1,077	1,089	1,145	1,185	1,264	1,343	1,422	1,550	1,089
290-DB-LBNZ Light Bronze Base	1,042	1,077	1,089	1,145	1,185	1,264	1,343	1,422	1,550	1,089
290-DB-MBNZ Medium Bronze Base	1,042	1,077	1,089	1,145	1,185	1,264	1,343	1,422	1,550	1,089
290-DB-DBNZ Dark Bronze Base	1,042	1,077	1,089	1,145	1,185	1,264	1,343	1,422	1,550	1,089



High Four Swivel Base

290-H4-B0 Black Base	1,194	1,228	1,241	1,297	1,336	1,415	1,494	1,574	1,701	1,241
290-H4-B4 Polished Aluminum Base	1,165	1,200	1,212	1,268	1,307	1,386	1,465	1,544	1,673	1,212
290-H4-B5 Soft Chrome Base	1,194	1,228	1,241	1,297	1,336	1,415	1,494	1,574	1,701	1,241
290-H4-B7 White Base	1,194	1,228	1,241	1,297	1,336	1,415	1,494	1,574	1,701	1,241
290-H4-LBNZ Light Bronze Base	1,194	1,228	1,241	1,297	1,336	1,415	1,494	1,574	1,701	1,241
290-H4-MBNZ Medium Bronze Base	1,194	1,228	1,241	1,297	1,336	1,415	1,494	1,574	1,701	1,241
290-H4-DBNZ Dark Bronze Base	1,194	1,228	1,241	1,297	1,336	1,415	1,494	1,574	1,701	1,241

COM/Grade A Grade B Grade C Grade D Grade E Grade F Grade G Grade H Leather COL



High Four Swivel Base w/Casters

290-H4C-B0-C7B Black Base	1,210	1,245	1,256	1,312	1,352	1,431	1,510	1,589	1,717	1,256
290-H4C-B4-C7B Polished Aluminum Base	1,181	1,216	1,227	1,283	1,323	1,402	1,481	1,560	1,689	1,227
290-H4C-B5-C7B Soft Chrome Base	1,210	1,245	1,256	1,312	1,352	1,431	1,510	1,589	1,717	1,256
290-H4C-B7-C7B White Base	1,210	1,245	1,256	1,312	1,352	1,431	1,510	1,589	1,717	1,256
290-H4C-LBNZ Light Bronze Base	1,210	1,245	1,256	1,312	1,352	1,431	1,510	1,589	1,717	1,256
290-H4C-MBNZ Medium Bronze Base	1,210	1,245	1,256	1,312	1,352	1,431	1,510	1,589	1,717	1,256
290-H4C-DBNZ Dark Bronze Base	1,210	1,245	1,256	1,312	1,352	1,431	1,510	1,589	1,717	1,256



Flat Four Swivel Base

290-F4-B0 Black Base	1,256	1,291	1,303	1,359	1,399	1,478	1,557	1,636	1,764	1,303
290-F4-B4 Polished Aluminum Base	1,227	1,263	1,274	1,330	1,370	1,449	1,528	1,607	1,736	1,274
290-F4-B5 Soft Chrome Base	1,256	1,291	1,303	1,359	1,399	1,478	1,557	1,636	1,764	1,303
290-F4-B7 White Base	1,256	1,291	1,303	1,359	1,399	1,478	1,557	1,636	1,764	1,303
290-F4-LBNZ Light Bronze Base	1,256	1,291	1,303	1,359	1,399	1,478	1,557	1,636	1,764	1,303
290-F4-MBNZ Medium Bronze Base	1,256	1,291	1,303	1,359	1,399	1,478	1,557	1,636	1,764	1,303
290-F4-DBNZ Dark Bronze Base	1,256	1,291	1,303	1,359	1,399	1,478	1,557	1,636	1,764	1,303

How to Build a PC Product Number

450 - NA - CHR - SPN - 001 - PG - G1

Style

- 450 Poly Four Leg Chair
- 451 Poly Four Leg Caster Chair
- 452 Poly Four Leg Chair, Uph. Seat Pad
- 453 Poly Four Leg Caster Chair, Uph Seat Pad
- 454 Poly Four Leg Chair, Uph. Seat & Back Pad
- 455 Poly Four Leg Caster Chair, Uph Seat & Back Pad
- 456 Poly Stool
- 458 Poly Stool, Uph. Seat Pad
- 460 Poly Stool, Uph. Seat & Back Pad

Arm Style

- NA No Arms
- WA With Arms

Frame Finish

- CHR Bright Chrome Plated

Seat Pan

- SPN Seat Pan
(Recommended for stacking of chairs with upholstered seats)

Ganging Device

- G1 Ganging Device (set)
(Must be used with seat pan)

Glide / Caster

- PG Plastic Glides (standard)
- FG Felt Glides
- C1 Hard-Floor Casters
- C2 Carpet Casters

Shell Color

- 001 Black
- 002 Dark Blue
- 003 Sand
- 005 White
- 008 Cool Grey
- 014 Light Grey
- 015 Warm Grey

Features

- Anatomically Contoured Polypropylene Seat and Back
- Upholstered Seat and Back Pads Optional
- Sturdy Chrome Plated Tubular Steel Frame
- Optional Seat Pan
- Optional Ganging Device (must be used with seat pan)
- Optional Felt Glides for Hard Floor Applications
- Four Leg and Caster Chairs Stack 8 High on Dolly, 5 High on Floor
- Meets ANSI/BIFMA Standards


Option Pricing

FG	Felt Glides (recommended for all hard floor applications)	\$15
G1	Ganging Connector (Pair) (must be used with seat pan)	\$40
SPN	Seat Pan (recommended for stacking chairs with UPH seats)	\$20
450/DL	Transport Dolly (6 Chair Capacity)	\$480
450/FW	Storage Dolly (8 Chair Capacity)	\$505
F1	CAL 133 Fire Rating Seat Only	\$40
F2	CAL 133 Fire Rating Seat & Back	\$60
C1	Hard Floor Caster	\$30
C2	Carpet Caster (Standard)	n/c

Dimensions


	Chair	Stool	CH24	STL30
Seat	17.5"D x 18"W x 18"H	Seat	17.5"D x 18"W x 24"H	17.5"D x 18"W x 28"H
Back	16"W x 16"H	Back	16"W x 16"H	16"W x 16"H
Overall Size w/Arms	21"D x 22"W x 33"H	Overall Size w/Arms	21"D x 22"W x 39"H	21"D x 22"W x 43"H
Overall Size Armless	21"D x 18.75"W x 33"H	Overall Size Armless	21"D x 18.75"W x 39"H	21"D x 18.75"W x 43"H
C.O.M.		C.O.M.		
Seat and Back Pad	.7 yards	Seat and Back Pad	.7 yards	
Seat Only	.7 yards for every 2 seats	Seat Only	.7 yards for every 2 seats	

COM/Grade A Grade B Grade C Grade D Grade E Grade F Grade G Grade H Leather COL




**Stacking Chair, Plastic
Armless**

450-NA	Poly Chair	231										
452-NA	Poly Chair, Uph Seat Pad	336	350	369	372	386	413	441	469	564	369	
454-NA	Poly Chair, Uph Seat and Back Pad	362	390	427	434	461	517	572	627	801	427	




**Stacking Chair, Plastic With
Arms**

450-WA	Poly Chair	293										
452-WA	Poly Chair, Uph Seat Pad	392	407	425	428	442	469	497	525	620	425	
454-WA	Poly Chair, Uph Seat and Back Pad	426	454	492	498	525	581	636	692	865	492	



**24" Stacking Stool, Plastic
Armless**

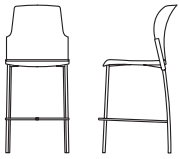
456-CH24-NA	Poly Stool	399										
458-CH24-NA	Poly Stool, Uph Seat Pad	487	501	520	523	537	565	592	620	714	520	
460-CH24-NA	Poly Chair, Uph Seat and Back Pad	546	574	612	618	645	701	756	811	985	612	



**24" Stacking Stool, Plastic With
Arms**

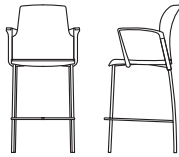
456-CH24-WA	Poly Stool	456										
458-CH24-WA	Poly Stool, Uph Seat Pad	543	557	576	579	593	621	648	676	771	576	
460-CH24-WA	Poly Chair, Uph Seat and Back Pad	602	630	668	674	701	756	812	867	1,041	668	

COM/Grade A Grade B Grade C Grade D Grade E Grade F Grade G Grade H Leather COL



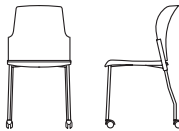
30" Stacking Stool, Plastic Armless

456-STL30-NA	Poly Stool	399										
458-STL30-NA	Poly Stool, Uph Seat Pad	487	501	520	523	537	565	592	620	714	520	
460-STL30-NA	Poly Chair, Uph Seat and Back Pad	546	574	612	618	645	701	756	811	985	612	



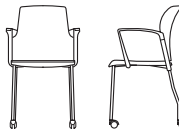
30" Stacking Stool, Plastic With Arms

456-STL30-WA	Poly Stool	456										
458-STL30-WA	Poly Stool, Uph Seat Pad	543	557	576	579	593	621	648	676	771	576	
460-STL30-WA	Poly Chair, Uph Seat and Back Pad	602	630	668	674	701	756	812	867	1,041	668	



Caster Chair, Plastic Armless

451-NA	Poly Four Leg Caster Chair	279										
453-NA	Poly Four Leg Caster Chair With Uph Seat Pad	348	363	382	385	398	426	453	482	576	382	
455-NA	Poly Four Leg Caster Chair With Uph Seat & Back Pad	467	496	534	540	567	622	678	733	907	534	



Caster Chair, Plastic With Arms

451-WA	Poly Four Leg Caster Chair	339										
453-WA	Poly Four Leg Caster Chair With Uph Seat Pad	405	419	438	441	454	483	510	538	632	438	
455-WA	Poly Four Leg Caster Chair With Uph Seat & Back Pad	523	552	590	596	623	678	734	789	963	590	

Leather Pricing

Leather Prices published in this Price Book are for our Stock Leather "MAMMUT" by Wollsdorf Leather in the colors

- 250599 Black
- 251938 Saddle
- 253272 Chestnut
- 250519 Pewter
- 252004 Charcoal

Other leathers can be quoted by Customer Service

How to Build a PC Swivel Product Number

470 - NA - S - B0 - 001 - C2

Style

- 470 Swivel Poly Chair
- 472 Swivel Poly Chair, Uph. Seat Pad
- 474 Swivel Poly Chair, Uph Seat & Back Pad
- 480 Swivel Poly Stool
- 482 Swivel Poly Stool, Uph. Seat Pad
- 484 Swivel Poly Stool, Uph Seat & Back Pad

Arm Style

- NA No Arms
- WA With Arms

Stool Option

- S Stool

Base

- B0 Aluminum Base Black
- B2 Plastic Base (standard)
- B4 Polished Aluminum Base

Caster / Glide

- C1 Hard Floor Casters
- C2 Carpet Casters (Standard)
- C3 Glides

Back Frame / Seat Poly Color

- 001 Black
- 002 Dark Blue
- 003 Sand
- 005 White
- 008 Cool Grey
- 014 Light Grey
- 015 Warm Grey

Features

Height Adjustable Swivel Only
 High Impact Polypropylene Seat and Back
 Upholstered Seat and Back Pads Optional
 Color Matched Injection Molded Arms
 Meets ANSI/BIFMA Standards
 Lifetime Structural Warranty
 CAL 133 option available.
 Contact Customer Service for details.

Option Pricing

C1	Hard Floor Casters	\$20
C2	Carpet Casters	standard
C3	Glides	\$40
B0	Aluminum Base, Powder Coated, Black	\$95
B2	Plastic Base	standard
B4	Polished Aluminum Base	\$205
XFS	1/2" Extra Foam for Seat	\$25

Dimensions

Chair

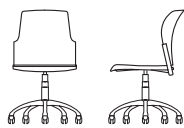
Seat	17.5"D x 19"W
Seat Height	16" - 20"
Back	16"H x 16"W
Overall Size	21"D x 26"W
C.O.M.	
Seat and Back Pad	.7 yards
Seat Only	.7 yards for every 2 seats

Stool

Seat	17.5"D x 19"W
Seat Height	18" - 26"(Seat Range)
Back	16"W x 16"H
Overall Size	21"D x 26"W
C.O.M.	
Seat and Back Pad	.7 yards
Seat Only	.7 yards for every 2 seats

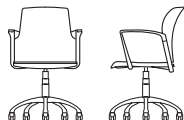
PC Swivel

COM/Grade A Grade B Grade C Grade D Grade E Grade F Grade G Grade H Leather COL



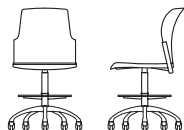
Poly Chair, Armless

470-NA	Swivel Poly Chair	480										
472-NA	Swivel Poly Chair, Uph Seat Pad	491	503	520	527	541	569	596	624	696	520	
474-NA	Swivel Poly Chair, Uph Seat & Back Pad	568	593	625	640	668	723	778	833	883	625	



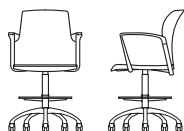
Poly Chair, With Arms

470-WA	Swivel Poly Chair	495										
472-WA	Swivel Poly Chair, Uph Seat Pad	569	581	598	605	619	647	675	702	774	598	
474-WA	Swivel Poly Chair, Uph Seat & Back Pad	633	657	691	705	733	788	843	899	985	691	



Poly Chair, Stool Armless

480-NA-S	Swivel Poly Stool	544										
482-NA-S	Swivel Poly Stool, Uph Seat Pad	558										
484-NA-S	Swivel Poly Stool, Uph Seat & Back Pad	646										



Poly Chair, Stool With Arms

480-WA-S	Swivel Poly Stool	546										
482-WA-S	Swivel Poly Stool, Uph Seat Pad	649	661	677	685	699	726	754	782	854	677	
484-WA-S	Swivel Poly Stool, Uph Seat & Back Pad	685	710	743	757	785	840	895	952	1,026	743	

Leather Pricing

Leather Prices published in this Price Book are for our Stock Leather "MAMMUT" by Wollsdorf Leather in the colors

- 250599 Black
- 251938 Saddle
- 253272 Chestnut
- 250519 Pewter
- 252004 Charcoal

Other leathers can be quoted by Customer Service

How to Build a Plane Table Product Number

300 - CHR - GLS

Style

- 300 Plane Table 20" Diameter x 18" High
- 301 Plane Table 36" Diameter x 15" High
- 302 Plane Table 36" Diameter x 18" High

Table Top

- GLS White Back Painted Glass Table Top

Base

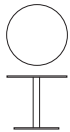
- CHR Chrome

Features

- Chrome Disc Base
- White Back Painted Glass Table Top
- Lifetime Structural Warranty

Dimensions

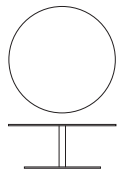
300 Round Table	
Overall Size	18"H x 20"D
301 Round Table	
Overall Size	15"H x 36"D
302 Round Table	
Overall Size	18"H x 36"D



Plane Table 20" Diameter x 18" High

300-CHR-GLS

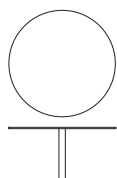
853



Plane Table 36" Diameter x 15" High

301-CHR-GLS

1435



Plane Table 36" Diameter x 18" High

302-CHR-GLS

1435

How to Build a Portrait Product Number

880 - ST - ATB - BL - 7273 - GZ - B2 - C2 - NH - F1

Style

- 880 Upholstered Back
- 882 Sheer Knit Back

Mechanism/Chassis

- ST Swivel Tilt
- FH Fixed Height, Swivel/Tilt
- KT Kneetilt
- SY Synchro

Arm Style

- ATB Adjustable T- Arms Black
- ATC Adjustable T- Arms Chrome
- LPA Loop Arm Polished Aluminum
- LPS Loop Arm Soft Chrome
- NA

Arm Cap Color

- BL Black Arm Cap (Standard)
- GR Gray Arm Cap (available on loop arm only)

Knit Back Color

- 5259 Aggregate
- 7258 Ash
- 7209 Black
- 2121 Brick
- 7299 Charcoal
- 4129 Chocolate
- 7280 Cinder
- 0100 Crème
- 3158 Earth
- 6098 Fall
- 7269 Metal
- 5310 Ocean
- 2115 Orange
- 3142 Putty
- 8179 Red
- 7273 Slate
- 0096 White

CAL 133 Option

- F1 Seat Only
- F2 Seat & Back

Crescent Handle

- WCH Polished Aluminum Crescent Pull
- WSH Soft Chrome Crescent Pull
- NH No Handle (Standard)

Casters

- C1 Hard Floor Casters
- C2 Carpet Casters (Standard)
- C1G Gray Hardfloor Casters
- C2G Gray Carpet Casters

Base

- B0 Aluminum Base, Black
- B2 Plastic Base (Standard)
- B4 Polished Aluminum Base
- B5 Soft Chrome Base

Zipper (Upholstered Back Only)

- GZ Gray Zipper
- BZ Black Zipper

Features

Two Back Styles

Partially Exposed Zipper on Fully Upholstered Back. Please Select either Gray or Black Zipper

Four Mechanism Choices

Meets ANSI/BIFMA Standards

CAL 117 standard CAL 133 optional

Lifetime Structural Warranty

The use of a Back Guard is strongly recommended if the chair will be in an environment where the back will be in contact with objects such as work surfaces, chair rails, file cabinets etc.

Dimensions

880 Upholstered Back Chair

Seat	19.5"D x 19.5"W
Seat Height	17" - 20"
Back	18"W x 22"H
Overall Size	24.5"W x 24.5"D x 39" - 43"H
COM	1.8 Yard
COL	33 sqft.

882 Sheer Knit Back Chair

Seat	19.5"D x 19.5"W
Seat Height	17" - 20"
Back	18"W x 22"H
Overall Size	24.5"W x 24.5"D x 39" - 43"H
COM	1 Yard
COL	18 sqft.

Option Pricing

WCH Polished Aluminum Crescent Handle	\$75
WSH Soft Chrome Crescent Handle	\$75
GZ Gray Zipper	n/c
BZ Black Zipper	n/c
BG Back Guard Option	\$20
C1 Hard Floor Casters	\$30
C2 Carpet Casters	n/c
C1G Gray Hard Floor Casters	\$65
C2G Gray Carpet Casters	n/c
B0 Black Aluminum Base	\$70
B2 Black Plastic Base	n/c
B4 Polished Aluminum Base	\$125
B5 Soft Chrome Coated Base	\$85
F1 CAL133 Fire Rating Seat Only	\$35
F2 CAL133 Fire Rating Seat & Back	\$65
M1 Seat Slider (works with SY only)	\$75
CCYL Chrome Cylinder	\$25
UPH Upholstered Arm Cap*	\$55

* Upholstered Arm Caps subject to damage from adjacent surface edges and not covered by Source warranty

COM/
Grade A Grade B Grade C Grade D Grade E Grade F Grade G Grade H Leather COL



Portrait Upholstered Back

880-ST-NA-B2-C2	Swivel/Tilt, No Arms	791	823	865	884	919	991	1,062	1,133	1,326	865
880-ST-ATB-BL-B2-C2	Swivel/Tilt, Adjustable Arms Black	899	931	972	991	1,028	1,098	1,169	1,241	1,434	972
880-ST-ATC-BL-B2-C2	Swivel/Tilt, Adjustable Arms Chrome	903	934	977	995	1,031	1,102	1,173	1,244	1,437	977
880-ST-LPA(S)-BL-B2-C2	Swivel/Tilt, Alum. Arms, Black Cap	979	1,011	1,052	1,071	1,107	1,178	1,249	1,321	1,513	1,052
880-ST-LPA(S)-GR-B2-C2	Swivel/Tilt, Alum. Arms, Gray Cap	979	1,011	1,052	1,071	1,107	1,178	1,249	1,321	1,513	1,052



Portrait Upholstered Back

880-FH-NA-B2-C2	Fixed Height, No Arms	791	823	865	884	919	991	1,062	1,133	1,326	865
880-FH-ATB-BL-B2-C2	Fixed Height, Adjustable Arms Black	899	931	972	991	1,028	1,098	1,169	1,241	1,434	972
880-FH-ATC-BL-B2-C2	Fixed Height, Adjustable Arms Chrome	903	934	977	995	1,031	1,102	1,173	1,244	1,437	977
880-FH-LPA(S)-BL-B2-C2	Fixed Height, Alum. Arms, Black Cap	979	1,011	1,052	1,071	1,107	1,178	1,249	1,321	1,513	1,052
880-FH-LPA(S)-GR-B2-C2	Fixed Height, Alum. Arms, Gray Cap	979	1,011	1,052	1,071	1,107	1,178	1,249	1,321	1,513	1,052

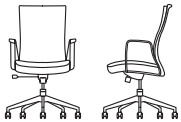
COM/

Grade A Grade B Grade C Grade D Grade E Grade F Grade G Grade H Leather COL



Portrait Upholstered Back

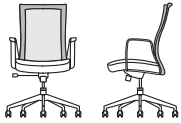
880-KT-NA-B2-C2	Knee Tilt, No Arms	966	997	1,040	1,059	1,094	1,166	1,237	1,307	1,501	1,040
880-KT-ATB-BL-B2-C2	Knee Tilt, Adjustable Arms Black	960	991	1,033	1,052	1,088	1,159	1,230	1,301	1,494	1,033
880-KT-ATC-BL-B2-C2	Knee Tilt, Adjustable Arms Chrome	963	995	1,037	1,056	1,092	1,163	1,233	1,305	1,499	1,037
880-KT-LPA(S)-BL-B2-C2	Knee Tilt, Alum. Arms, Black Cap	1,040	1,071	1,113	1,133	1,168	1,239	1,310	1,381	1,575	1,113
880-KT-LPA(S)-GR-B2-C2	Knee Tilt, Alum. Arms, Gray Cap	1,040	1,071	1,113	1,133	1,168	1,239	1,310	1,381	1,575	1,113



Portrait Upholstered Back

880-SY-NA-B2-C2	Synchro, No Arms	866	899	940	959	994	1,066	1,137	1,208	1,401	940
880-SY-ATB-BL-B2-C2	Synchro, Adjustable Arms Black	974	1,006	1,047	1,067	1,102	1,173	1,245	1,316	1,509	1,047
880-SY-ATC-BL-B2-C2	Synchro, Adjustable Arms Chrome	978	1,010	1,051	1,070	1,106	1,177	1,248	1,320	1,512	1,051
880-SY-LPA(S)-BL-B2-C2	Synchro, Alum. Arms, Black Cap	1,055	1,086	1,127	1,147	1,182	1,253	1,325	1,396	1,589	1,127
880-SY-LPA(S)-GR-B2-C2	Synchro, Alum. Arms, Gray Cap	1,055	1,086	1,127	1,147	1,182	1,253	1,325	1,396	1,589	1,127

COM/
Grade A Grade B Grade C Grade D Grade E Grade F Grade G Grade H Leather COL



Portrait Sheer Knit Back

882-ST-NA-B2-C2	Swivel/Tilt, No Arms	768	785	808	92	839	879	918	958	1,060	808
882-ST-ATB-BL-B2-C2	Swivel/Tilt, Adjustable Arms Black	830	848	870	881	901	940	980	1,019	1,122	870
882-ST-ATC-BL-B2-C2	Swivel/Tilt, Adjustable Arms Chrome	833	851	874	884	904	943	983	1,022	1,125	874
882-ST-LPA(S)-BL-B2-C2	Swivel/Tilt, Alum. Arms, Black Cap	889	907	930	940	960	999	1,039	1,078	1,181	930
882-ST-LPA(S)-GR-B2-C2	Swivel/Tilt, Alum. Arms, Gray Cap	889	907	930	940	960	999	1,039	1,078	1,181	930



Portrait Sheer Knit Back

882-FH-NA-B2-C2	Fixed Height, No Arms	726	743	766	777	797	836	876	915	1,018	766
882-FH-ATB-BL-B2-C2	Fixed Height, Adjustable Arms Black	830	848	870	881	901	940	980	1,019	1,122	870
882-FH-ATC-BL-B2-C2	Fixed Height, Adjustable Arms Chrome	833	851	874	884	904	943	983	1,022	1,125	874
882-FH-LPA(S)-BL-B2-C2	Fixed Height, Alum. Arms, Black Cap	889	907	930	940	960	999	1,039	1,078	1,181	930
882-FH-LPA(S)-GR-B2-C2	Fixed Height, Alum. Arms, Gray Cap	889	907	930	940	960	999	1,039	1,078	1,181	930

COM/

Grade A Grade B Grade C Grade D Grade E Grade F Grade G Grade H Leather COL



Portrait Sheer Knit Back

882-KT-NA-B2-C2	Knee Tilt, No Arms	934	952	974	985	1,005	1,044	1,084	1,123	1,226	974
882-KT-ATB-BL-B2-C2	Knee Tilt, Adjustable Arms Black	870	887	911	921	941	981	1,020	1,060	1,163	911
882-KT-ATC-BL-B2-C2	Knee Tilt, Adjustable Arms Chrome	892	910	933	943	963	1,003	1,042	1,082	1,185	933
882-KT-LPA(S)-BL-B2-C2	Knee Tilt, Alum. Arms, Black Cap	951	967	991	1,002	1,021	1,061	1,100	1,140	1,243	991
882-KT-LPA(S)-GR-B2-C2	Knee Tilt, Alum. Arms, Gray Cap	951	967	991	1,002	1,021	1,061	1,100	1,140	1,243	991



Portrait Sheer Knit Back

882-SY-NA-B2-C2	Synchro, No Arms	792	810	833	843	863	903	942	982	1,085	833
882-SY-ATB-BL-B2-C2	Synchro, Adjustable Arms Black	896	914	937	948	968	1,008	1,047	1,087	1,189	937
882-SY-ATC-BL-B2-C2	Synchro, Adjustable Arms Chrome	901	918	941	952	971	1,011	1,050	1,090	1,193	941
882-SY-LPA(S)-BL-B 2-C2	Synchro, Alum. Arms, Black Cap	969	987	1,010	1,021	1,041	1,081	1,120	115	1,262	1,010
882-SY-LPA(S)-GR-B2-C2	Synchro, Alum. Arms, Gray Cap	969	987	1,010	1,021	1,041	1,081	1,120	115	1,262	1,010

How to Build a Portrait Guest Product Number

884 - SCR - BL - 7273 - GZ - F1

Style
 884 Upholstered Back Sled Base Chair
 886 Sheer Knit Back Sled Base Chair

Frame Finish
 SCR Soft Chrome
 CHR Bright Chrome

Arm Cap
 BL Black
 GR Gray

Knit Back Color
 5259 Aggregate
 7258 Ash
 7209 Black
 2121 Brick
 7299 Charcoal
 4129 Chocolate
 7280 Cinder
 0100 Creme
 3158 Earth
 6098 Fall
 7269 Metal
 5310 Ocean
 2115 Orange
 3142 Putty
 8179 Red
 7273 Slate
 0096 White

CAL 133 Option
 F1 Seat Only
 F2 Seat & Back

Zipper (Upholstered Back Only)
 GZ Gray Zipper
 BZ Black Zipper

Features

- Two Back Styles, Fully Upholstered or Sheer Knit
- 17 Knit Back Colors
- Partially Exposed Zipper on Fully Upholstered Back. Please Select Either Gray or Black Zipper
- Cantilevered Sled Base Frame in Two Finish Options, Chrome or Soft Chrome
- Frame Stacks Three High
- Polyurethane Arm Caps, Black or Gray
- CAL 117 Standard, CAL 133 Optional
- Meets ANSI/BIFMA Standards
- Lifetime Structural Warranty

Dimensions

884 Fully Upholstered Chair

Seat 19.5"D x 19.75"W x 18"H
 Back 19"W x 18.5"H
 Overall Size 22.5"D x 23.25"W x 35"H

 COM 1.6 yards

 COL 29 sqft.

886 Knit Back Chair

Seat 19.5"D x 19.75"W x 18"H
 Back 19"W x 18.5"H
 Overall Size 22.5"D x 23.25"W x 35"H

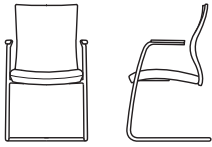
 COM .8 yards

 COL 15 sqft.

Option Pricing

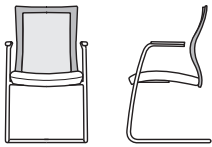
F1 CAL 133 Fire Rating \$35
 F2 CAL 133 Fire Rating \$65
 NG No Glide - Deduct -\$5

COM
 Grade A Grade B Grade C Grade D Grade E Grade F Grade G Grade H Leather COL



Fully Upholstered Guest Chair

884-SCR	\$864	\$892	\$902	\$946	\$979	\$1,041	\$1,104	\$1,168	\$1,273	\$902
884-CHR	\$880	\$908	\$917	\$962	\$994	\$1,058	\$111	\$1,184	\$1,290	\$917



Knit Back Guest Chair

886-SCR	\$750	\$763	\$769	\$791	\$807	\$838	\$870	\$902	\$1,023	\$769
886-CHR	\$760	\$774	\$779	\$802	\$817	\$849	\$881	\$912	\$1,034	\$779

How to Build a Purl Product Number

440 - ST - FAS - AC - 7273 - B2 - C2 - F1

Style

- 440 Mid Back Chair
- 442 High Back Chair

Mechanism/Chassis

- ST Swivel/Tilt
- KT Kneetilt
- FH Fixed Height, Swivel/Tilt

Arm Style

- FAC Fixed Arms, Chrome
- FAS Fixed Arms, Soft Chrome
- ATB Height Adjustable Arms, Black
- ATC Height Adjustable Arms, Chrome
- FPA Fixed Polished Aluminum Arms
- NA No Arms

Arm Cap Color

- BL Black Arm Cap (Standard)
- GR Gray Arm Cap

CAL 133 Option

Casters/Glides

- C1 Hard Floor Casters
- C2 Carpet Casters (standard)

Base

- B0 Aluminum Base, black
- B2 Plastic Base (standard)
- B4 Polished Aluminum Base
- B5 Soft Chrome Base

Knit Back Color

- 5259 Aggregate
- 7258 Ash
- 7209 Black
- 2121 Brick
- 7299 Charcoal
- 4129 Chocolate
- 7280 Cinder
- 0100 Crème
- 3158 Earth
- 6098 Fall
- 7269 Metal
- 5310 Ocean
- 2115 Orange
- 3142 Putty
- 8179 Red
- 7273 Slate
- 0096 White

Features

- Two Back Heights
- Three Mechanism Choices
- Pneumatic Seat Height Adjustment
- High Density Seat Foam
- Knit Back Mesh
- Black or Grey Soft Padded Polyurethane Arms
- Five Star Reinforced Nylon Base (Standard)
- Optional Aluminum Base, Powder Coated or Polished
- The Spanner Rod finish will match the arm finish unless otherwise noted
- Hooded Dual Wheel Caster
- Meets ANSI/BIFMA Standards
- CAL117 Standard, CAL133 Optional
- Lifetime Structural Warranty

Option Pricing

C1	Hard Floor Casters	\$25
C2	Carpet Casters	n/c
B0	Aluminum Base, black	\$70
B2	Plastic Base	Standard
B4	Polished Aluminum Base	\$125
B5	Soft Chrome Coated Base	\$85
F1	CAL 133 Fire Rating	\$55
CAL 133 suitable fabric must be used		
ATB	Adjustable T--Arm Black	\$70
ATC	Adjustable T--Arm Chrome	\$70
GR	Gray Arm Cap	\$15
NA	No Arms (Deduct)	-\$75
FPA	Fixed Polished Aluminum Arms	\$115

Dimensions

High Back Chair

Seat	20"D x 22"W
Seat Height	17" - 21" (Fixed Ht 18")
Back	29"H x 19"W
Overall Size	27"W x 25"D x 45"- 49"H
COM	1 yard
COL	18 sqft.

Mid Back Chair

Seat	20"D x 22"W
Seat Height	17" - 21" (Fixed Ht 18")
Back	23"H x 19"W
Overall Size	27"W x 25"D x 39"- 43"H
COM	1 yard
COL	18 sqft.

COM/Grade A Grade B Grade C Grade D Grade E Grade F Grade G Grade H Leather COL



PURL
Desk / Conference Chair
Mid Back
Fixed Arms

440-ST-FAS-B2-C2	Swivel / Tilt	915	933	956	966	986	1,025	1,065	1,104	1,207	956
440-KT-FAS-B2-C2	Kneetilt	1,056	1,072	1,096	1,107	1,126	1,166	1,205	1,245	1,348	1,096
440-FH-FAS-B2-C2	Fixed Height, Swivel/Tilt	915	933	956	966	986	1,025	1,065	1,104	1,207	956
440-ST-FAC-B2-C2	Swivel / Tilt	982	998	1,022	1,033	1,052	1,092	1,132	1,171	1,274	1,022
440-KT-FAC-B2-C2	Kneetilt	1,056	1,073	1,096	1,107	1,126	1,166	1,205	1,245	1,348	1,096
440-FH-FAC-B2-C2	Fixed Height, Swivel/Tilt	982	998	1,022	1,033	1,052	1,092	1,132	1,171	1,274	1,022



PURL
Desk / Conference Chair
High Back
Fixed Arms

442-ST-FAS-B2-C2	Swivel / Tilt	998	1,016	1,039	1,049	1,069	1,109	1,148	1,188	1,291	1,039
442-KT-FAS-B2-C2	Kneetilt	1,123	1,140	1,164	1,174	1,194	1,233	1,273	1,312	1,415	1,164
442-FH-FAS-B2-C2	Fixed Height, Swivel/Tilt	998	1,016	1,039	1,049	1,069	1,109	1,148	1,188	1,291	1,039
442-ST-FAC-B2-C2	Swivel / Tilt	1,061	1,078	1,101	1,113	1,133	1,172	1,212	1,251	1,353	1,101
442-KT-FAC-B2-C2	Kneetilt	1,123	1,140	1,164	1,174	1,194	1,233	1,273	1,312	1,415	1,164
442-FH-FAC-B2-C2	Fixed Height, Swivel/Tilt	1,061	1,078	1,101	1,113	1,133	1,172	1,212	1,251	1,353	1,101

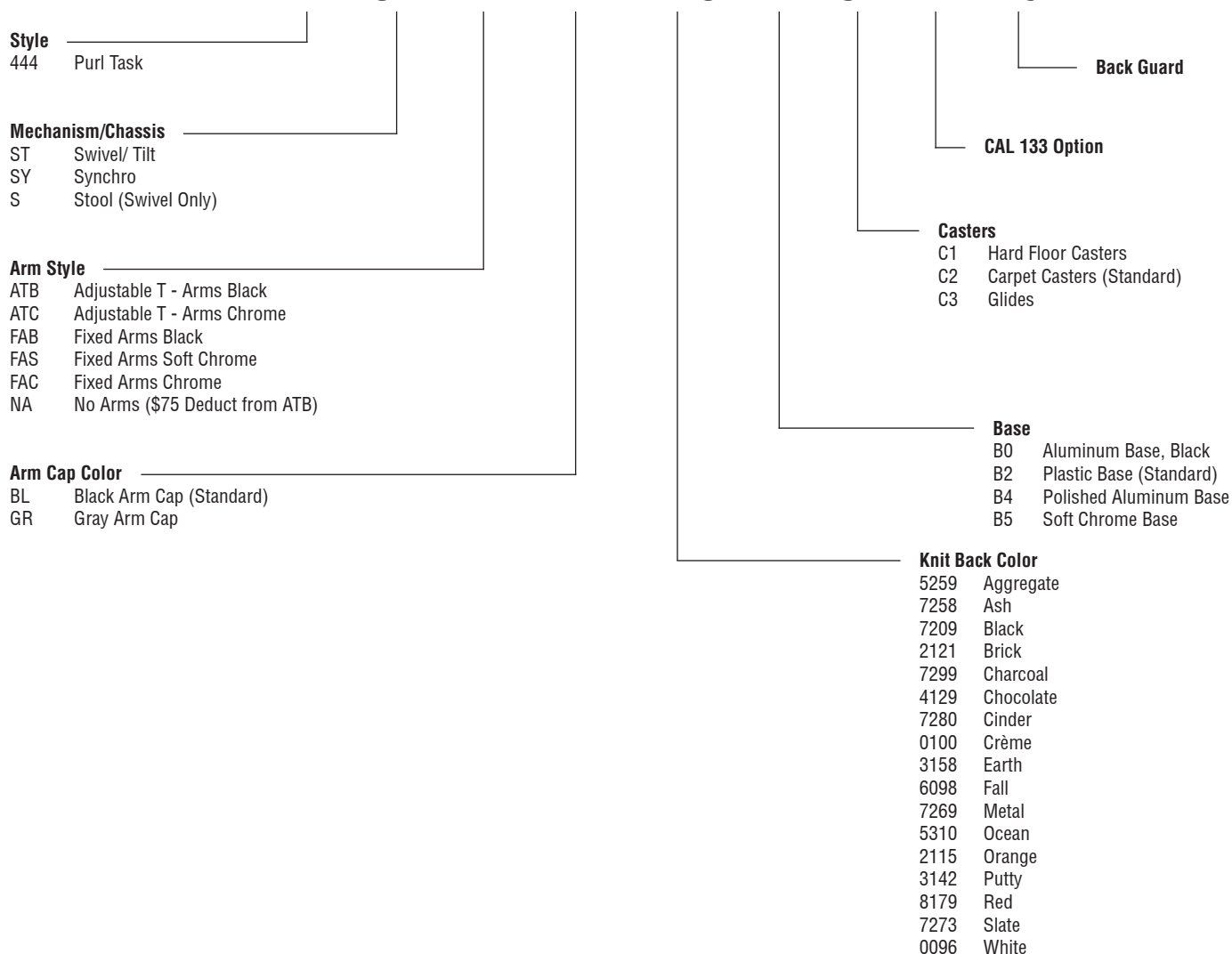
Leather Pricing

Leather Prices published in this Price Book are for our Stock Leather "MAMMUT" by Wollsdorf Leather in the colors
 250599 Black
 251938 Saddle
 253272 Chestnut
 250519 Pewter
 252004 Charcoal

Other leathers can be quoted by Customer Service

How to Build a Purl Task Product Number

444 - ST - ATB - BL - 7273 - B2 - C2 - F1 - BG*



Features

Self Conforming Lumbar Support
 Pneumatic Seat Height Adjustment
 Waterfall Front Seat Edge
 Soft Padded Polyurethane Arm Caps
 The Spanner Rod finish will match the arm finish unless otherwise noted
 Hooded Dual wheel Casters
 Meets ANSI/ BIFMA Standards
 CAL 117 standard CAL 133 optional
 Lifetime Structural Warranty

* The use of a Back Guard is strongly recommend if the chair will be in an environment where the back will be in contact with objects such as work surfaces, chair rails, file cabinets etc.

Option Pricing

NA	No Arms (Deduct from FAC)	-\$75
GR	Gray Arm Cap	\$15
HW	Height Width Adjustable arms	\$20
BG	Back Guard Option	\$20
B0	Black Aluminum Base	\$70
B2	Black Plastic Base	Standard
B4	Polished Aluminum Base	\$125
B5	Soft Chrome Coated Base	\$85
C1	Hard Floor Casters	\$25
C2	Carpet Casters	n/c
C3	Glides	\$40
C1G	Gray Hard Floor Casters	\$65
C2G	Gray Carpet Casters	n/c
CCYL	Chrome Cylinder	25
F1	CAL 133 Fire Rating	\$55
M1	Seat Slider (2")	\$69

(Works with SY only, not available on Stools)

Dimensions

444 Chair

Seat:	19.5"D x 20"W
Seat Height:	17.25" - 21.25"
Back:	18.5"W x 20.5"H
Overall Size:	26"W x 25.5"D

COM	1 Yard
COL	18 sqft.

444 Stool

Seat:	19.5"D x 20"W
Seat Height:	21.5" - 29"
Back:	18.5"W x 20.5"H
Overall Size:	26"W x 25.5"D

COM	1 Yard
COL	18 sqft.

Purl Task

COM/Grade A Grade B Grade C Grade D Grade E Grade F Grade G Grade H Leather COL



**Task Chair
Adjustable T-Arms**

444-ST-ATB	791	809	832	843	863	903	942	982	1,084	832
444-ST-ATC	796	812	836	847	866	906	945	985	1,088	836



**Task Chair
Adjustable T-Arms**

444-SY-ATB	825	842	865	877	896	936	976	1,015	1,117	865
444-SY-ATC	829	846	869	880	900	939	979	956	1,121	869




**Stool
Adjustable T-Arms**

444-S-ATB	829	846	869	880	900	939	979	1,018	1,121	869
444-S-ATC	833	851	874	885	905	944	984	1,023	1,125	874


Purl Task

COM/Grade A Grade B Grade C Grade D Grade E Grade F Grade G Grade H Leather COL



**Task Chair
Fixed Arms**

444-ST-FAB	760	778	801	812	832	872	911	951	1,052	801
444-ST-FAC	814	832	855	865	885	925	964	1,004	1,107	917



**Task Chair
Fixed Arms**

444-SY-FAB	794	811	834	846	865	905	944	984	1,086	834
444-SY-FAC	848	864	888	899	918	958	997	1,037	1,140	888



**Stool
Fixed Arms**

444-S-FAB	799	815	839	850	869	909	948	988	1,091	839
444-S-FAC	852	869	892	904	924	963	1,003	1,042	1,144	892

Leather Pricing

Leather Prices published in this Price Book are for our Stock Leather "MAMMUT" by Wollsdorf Leather in the colors

- 250599 Black
- 251938 Saddle
- 253272 Chestnut
- 250519 Pewter
- 252004 Charcoal

Other leathers can be quoted by Customer Service

How to Build a Purl Guest Product Number

414 - SCR - PAB - 7273 - RPG - F1

Style

- 414 Purl Guest Chair
- 416 Purl Guest Stool

Frame Finish

- SCR Soft Chrome
- BL Black
- CHR Bright Chrome

Arms

- PAB Poly Arms, Black
- PAG Poly Arms, Gray
- NA No Arms

Knit Back Color

- 5259 Aggregate
- 7258 Ash
- 7209 Black
- 2121 Brick
- 7299 Charcoal
- 4129 Chocolate
- 7280 Cinder
- 0100 Crème
- 3158 Earth
- 6098 Fall
- 7269 Metal
- 5310 Ocean
- 2115 Orange
- 3142 Putty
- 8179 Red
- 7273 Slate
- 0096 White

CAL 133 Option

- F1 Seat Only

Glide/Caster Option

- RPG Rear Leg Glide
- RWL Rear Leg Wheel (Not a available on stools)
- C1 Four Leg Hard Floor Caster Option
- C2 Four Leg Carpet Caster Option

Features

- Self Conforming Lumbar Support
- Plastic Glide or Wheel Options For Rear Legs
- Soft Padded Polyurethane Arm Caps, Black Or Gray
- Meets ANSI/BIFMA Standards
- CAL 117 Standard. CAL 133 Optional
- Lifetime Structural Warranty
- 17 Knit-Back Colors
- Chairs Stacks 4 High, Stools Do Not Stack

Dimensions

Chair

- Seat: 19"D x 18"W x 17.5"H
- Back: 20"W x 19"H
- Overall Size: 24"D x 24.5"W x 36"H
- 20"W w/o arms

Stool

- Seat: 19"D x 18"W x 27.5"H
- Back: 20"W x 19"H
- Overall Size: 24"D x 24.5"W x 46"H
- 20"W w/o arms

COM .8 Yards for every two seats

COL 13 sqft.

Option Pricing

- F1 CAL 133 Fire Rating Seat only \$40
- XFS 1/2" Extra Seat Foam \$25
- C1 Four Leg Hard Floor Caster Option \$65
- C2 Four Leg Carpet Caster Option \$45

Purl Guest

COM/Grade A Grade B Grade C Grade D Grade E Grade F Grade G Grade H Leather COL



**Knit Back Stacking Guest
Chair, Black/ Soft Chrome,
Glides**

414-BL/SCR-NA-RPG	452	467	486	494	510	541	573	604	667	486
414-BL/SCR-WA-RPG	551	566	584	593	608	641	672	703	766	584



**Knit Back Stacking Guest
Chair, Chrome, Glides**


414-CHR-NA-RPG	599	613	631	641	656	687	720	751	813	631
414-CHR-PAB/PAG-RPG	701	716	734	743	758	790	822	853	916	734



**Knit Back Stacking Guest
Chair, Black/ Soft Chrome,
Rear Leg Wheel**


414-BL/SCR-NA-RWL	465	478	497	505	522	553	584	617	679	497
414-BL/SCR-WA-RWL	554	569	588	596	612	644	675	706	769	588

COM/Grade A Grade B Grade C Grade D Grade E Grade F Grade G Grade H Leather COL




Knit Back Stacking Guest Chair, Chrome, Rear Leg Wheel

414-CHR-NA-RWL	602	616	634	643	659	691	722	754	816	634
414-CHR-PAB/PAG-RWL	704	719	737	746	761	794	825	856	918	737




Knit Back Guest Stool, Black/Soft Chrome, Glides

416-CH24-BL/SCR-NA-RPG	598	613	631	640	655	687	719	750	813	631
416-CH24-BL/SCR-WA-RPG	678	693	710	720	735	766	799	830	892	710




Knit Back Guest Stool, Chrome, Glides

416-CH24-CHR-NA-RPG	694	707	726	734	751	782	813	846	908	726
416-CH24-CHR-WA-RPG	776	790	809	817	833	865	896	928	991	809



Knit Back Guest Stool, Black/Soft Chrome, Glides

416-BL/SCR-NA-RPG	598	613	631	640	655	687	719	750	813	631
416-BL/SCR-WA-RPG	678	693	710	720	735	766	799	830	892	710



Knit Back Guest Stool, Chrome, Glides

416-CHR-NA-RPG	694	707	726	734	751	782	813	846	908	726
416-CHR-WA-RPG	776	790	809	817	833	865	896	928	991	809


Leather Pricing

Leather Prices published in this Price Book are for our Stock Leather "MAMMUT" by Wollsdorf Leather in the colors
 250599 Black
 251938 Saddle
 253272 Chestnut
 250519 Pewter
 252004 Charcoal

Other leathers can be quoted by Customer Service

How to Build a Reveal Product Number

910 - WAC - WDL - NAT - TR - WH - F1



Features

- Mobile Chair has handle standard. Optional on Single Seaters.
- Poly Arm Caps available on Tandem only
- Multiple Tandem styles shipped assembled up to 4 units in a box
- Tablet cannot be installed on Poly Arm Caps
- Tablet side is "as seated"
- Wood Tablet 11" x 17"
- All wood parts finished alike
- Nine Standard Wood Finishes
- Meets ANSI/BIFMA Standards
- CAL117 Standard, CAL133 Optional
- Lifetime Structural Warranty

Option Pricing

WH	Handle (Single seat only)	\$75
T_	Rectangular Writing Tablet 11" x 17" (specify Left or Right)	\$250
F1	CAL133 Option Single Seat	\$120
F2	CAL133 Option Sofa	\$165
F3	CAL133 Option Triple	\$220
F4	CAL133 Option Quad	\$275
999	Setup Charge for Custom Wood Finish (per Order, per Color)	\$220

Dimensions

Lounge Chair / Mobile

Seat: 20"D x 21"W x 17.5"H
 Back: 15"H x 21"W
 Overall Size: 27.5"D x 28"W x 30.25"H
 C.O.M. 3 yards
 C.O.L. 54 sq.ft.

Lounge Two Seat Sofa

Seat: 19"D x 44.5"W x 17.5"H
 Back: 15"H x 44.5"W
 Overall Size: 27.5"D x 51.75"W x 30.25"H
 C.O.M. 4.5 yards
 C.O.L. 72 sq.ft.

Tandem Chair

Seat 19"D x 21"W x 18.5"H
 Back: 15"H x 21"W
 Overall Size: 26"D x 26"W x 31.25"H
 C.O.M. 3 yards
 C.O.L. 54 sq.ft.

Tandem Two Seat Sofa

Seat: 19"D x 44.5"W x 18.5"H
 Back: 15"H x 44.5"W
 Overall Size: 26"D x 49.5"W x 31.25"H
 C.O.M. 4 yards
 C.O.L. 72 sq.ft.

Tandem Double

Overall Size: 26"D x 50.25"W x 31.25"H
 C.O.M. 5.5 yards
 C.O.L. 99 sq. ft.

Tandem Triple

Overall Size: 26"D x 73.75"W x 31.25"H
 C.O.M. 8 yards
 C.O.L. 144 sq. ft.

Tandem Quad

Overall Size: 26"D x 97"W x 31.25"H
 C.O.M. 10.5 yards
 C.O.L. 189 sq. ft.

Tandem Sofa w/ End Chairs

Overall Size: 26"D x 97"W x 31.25"H
 C.O.M. 9 yards
 C.O.L. 162 sq. ft.

Ottoman

Overall Size: 18"D x 18"W x 16.5"H
 C.O.M. 1 yard
 C.O.L. 18 sq.ft.

Bench

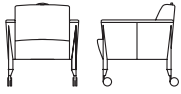
Overall Size: 20"D x 60"W x 18.5"H
 C.O.M. 3 yards
 C.O.L. 54 sq.ft.

Leather Pricing

Leather Prices published in this Price Book are for our Stock Leather "MAMMUT" by Wollsdorf Leather in the colors
 250599 Black
 251938 Saddle
 253272 Chestnut
 250519 Pewter
 252004 Charcoal

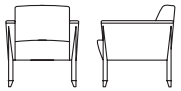
Other leathers can be quoted by Customer Service

COM/Grade A Grade B Grade C Grade D Grade E Grade F Grade G Grade H Leather COL



Mobile Lounge Chair

908-WAC-PAL	Wood Arm Caps, Polished Aluminum Legs	1,858	1,910	1,981	2,012	2,072	2,190	2,309	2,427	2,735	1,981
908-WAC-WDL	Wood Arm Caps, Wood Legs	2,012	2,064	2,135	2,166	2,226	2,344	2,463	2,581	2,889	2,135
908-UAC-PAL	Upholstered Arm Caps, Polished Aluminum Legs	1,681	1,733	1,802	1,835	1,894	2,012	2,131	2,250	2,557	1,802
908-UAC-WDL	Upholstered Arm Caps, Wood Legs	1,835	1,887	1,956	1,988	2,048	2,166	2,285	2,403	2,711	1,956



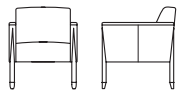
Lounge Chair

910-WAC-PAL	Wood Arm Caps, Polished Aluminum Legs	1,637	1,689	1,759	1,791	1,850	1,969	2,087	2,206	2,514	1,759
910-WAC-WDL	Wood Arm Caps, Wood Legs	1,791	1,843	1,913	1,945	2,004	2,123	2,241	2,360	2,668	1,913
910-UAC-PAL	Upholstered Arm Caps, Polished Aluminum Legs	1,458	1,511	1,581	1,613	1,672	1,791	1,909	2,028	2,336	1,581
910-UAC-WDL	Upholstered Arm Caps, Wood Legs	1,696	1,748	1,819	1,850	1,909	2,028	2,147	2,265	2,573	1,819



Lounge Two Seat Sofa

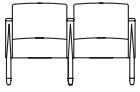
912-WAC-PAL	Wood Arm Caps, Polished Aluminum Legs	2,062	2,132	2,226	2,267	2,346	2,504	2,662	2,820	3,231	2,226
912-WAC-WDL	Wood Arm Caps, Wood Legs	2,182	2,253	2,345	2,388	2,467	2,625	2,783	2,941	3,352	2,345
912-UAC-PAL	Upholstered Arm Caps, Polished Aluminum Legs	1,982	2,052	2,144	2,187	2,266	2,424	2,582	2,740	3,151	2,144
912-UAC-WDL	Upholstered Arm Caps, Wood Legs	2,088	2,158	2,251	2,293	2,372	2,530	2,688	2,846	3,257	2,251



Tandem Chair

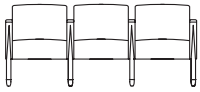
914-WAC-PAL	Wood Arm Caps, Polished Aluminum Legs	1,719	1,772	1,842	1,873	1,932	2,051	2,169	2,288	2,597	1,842
914-WAC-WDL	Wood Arm Caps, Wood Legs	1,811	1,863	1,932	1,965	2,024	2,142	2,261	2,380	2,687	1,932
914-UAC-PAL	Upholstered Arm Caps, Polished Aluminum Legs	1,491	1,543	1,613	1,645	1,705	1,823	1,942	2,060	2,368	1,613
914-UAC-WDL	Upholstered Arm Caps, Wood Legs	1,582	1,635	1,705	1,736	1,795	1,914	2,032	2,151	2,460	1,705
914-PAC-PAL	Poly Arm Caps, Polished Aluminum Legs	1,519	1,571	1,641	1,673	1,733	1,851	1,970	2,088	2,396	1,641
914-PAC-WDL	Poly Arm Caps, Wood Legs	1,673	1,725	1,795	1,827	1,887	2,005	2,124	2,242	2,550	1,795

COM/Grade A Grade B Grade C Grade D Grade E Grade F Grade G Grade H Leather COL



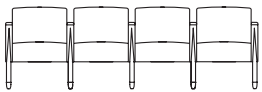
Tandem Double

916-WAC-PAL	Wood Arm Caps, Polished Aluminum Legs	2,656	2,753	2,881	2,939	3,048	3,266	3,483	3,700	4,265	2,881
916-WAC-WDL	Wood Arm Caps, Wood Legs	2,828	2,923	3,051	3,110	3,219	3,436	3,654	3,871	4,436	3,051
916-UAC-PAL	Upholstered Arm Caps, Polished Aluminum Legs	2,398	2,495	2,623	2,681	2,789	3,007	3,224	3,441	4,006	2,623
916-UAC-WDL	Upholstered Arm Caps, Wood Legs	2,597	2,693	2,820	2,879	2,988	3,205	3,423	3,640	4,205	2,820
916-PAC-PAL	Poly Arm Caps, Polished Aluminum Legs	2,526	2,622	2,646	2,808	2,917	3,135	3,352	3,569	4,134	2,750
916-PAC-WDL	Poly Arm Caps, Wood Legs	2,764	2,861	2,989	3,047	3,156	3,374	3,591	3,808	4,373	2,989



Tandem Triple

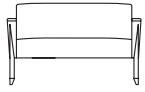
918-WAC-PAL	Wood Arm Caps, Polished Aluminum Legs	3,703	3,843	4,029	4,114	4,272	4,588	4,905	5,221	6,042	4,029
918-WAC-WDL	Wood Arm Caps, Wood Legs	3,978	4,118	4,305	4,390	4,548	4,864	5,180	5,496	6,317	4,305
918-UAC-PAL	Upholstered Arm Caps, Polished Aluminum Legs	3,400	3,540	3,726	3,811	3,969	4,285	4,601	4,917	5,739	3,726
918-UAC-WDL	Upholstered Arm Caps, Wood Legs	3,686	3,826	4,012	4,097	4,255	4,571	4,887	5,203	6,025	3,728
918-PAC-PAL	Poly Arm Caps, Polished Aluminum Legs	3,564	3,703	3,890	3,975	4,133	4,449	4,765	5,081	5,903	3,890
918-PAC-WDL	Poly Arm Caps, Wood Legs	3,910	4,050	4,236	4,321	4,479	4,795	5,112	5,428	6,248	4,236



Tandem Quad

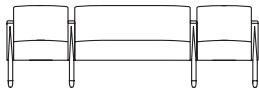
920-WAC-PAL	Wood Arm Caps, Polished Aluminum Legs	4,780	4,963	5,207	5,320	5,527	5,942	6,356	6,771	7,850	5,207
920-WAC-WDL	Wood Arm Caps, Wood Legs	5,152	5,336	5,685	5,692	5,900	6,315	6,730	7,145	8,222	5,581
920-UAC-PAL	Upholstered Arm Caps, Polished Aluminum Legs	4,414	4,597	4,841	4,952	5,160	5,575	5,990	6,405	7,483	4,841
920-UAC-WDL	Upholstered Arm Caps, Wood Legs	4,786	4,969	5,215	5,326	5,533	5,948	6,363	6,778	7,856	5,215
920-PAC-PAL	Poly Arm Caps, Polished Aluminum Legs	4,635	4,818	5,063	5,174	5,382	5,797	6,212	6,627	7,705	5,063
920-PAC-WDL	Poly Arm Caps, Wood Legs	5,067	5,250	5,495	5,607	5,814	6,229	6,644	7,058	8,137	5,495

COM/Grade A Grade B Grade C Grade D Grade E Grade F Grade G Grade H Leather COL



Tandem Two Seat Sofa

922-WAC-PAL	Wood Arm Caps, Polished Aluminum Legs	1,966	2,035	2,129	2,172	2,251	2,409	2,567	2,725	3,136	2,129
922-WAC-WDL	Wood Arm Caps, Wood Legs	2,111	2,182	2,274	2,317	2,396	2,554	2,712	2,870	3,281	2,274
922-UAC-PAL	Upholstered Arm Caps, Polished Aluminum Legs	1,789	1,858	1,952	1,995	2,074	2,232	2,390	2,548	2,959	1,952
922-UAC-WDL	Upholstered Arm Caps, Wood Legs	1,928	1,998	2,091	2,134	2,213	2,371	2,529	2,687	3,097	2,091
922-PAC-PAL	Poly Arm Caps, Polished Aluminum Legs	2,097	2,166	2,260	2,302	2,381	2,539	2,697	2,855	3,266	2,260
922-PAC-WDL	Poly Arm Caps, Wood Legs	2,228	2,298	2,391	2,434	2,513	2,671	2,829	2,987	3,398	2,391



Tandem Sofa w/End Chairs

924-WAC-PAL	Wood Arm Caps, Polished Aluminum Legs	4,326	4,483	4,694	4,789	4,967	5,323	5,678	6,034	6,958	4,694
924-WAC-WDL	Wood Arm Caps, Wood Legs	4,560	4,718	4,928	5,023	5,201	5,557	5,912	6,268	7,192	4,928
924-UAC-PAL	Upholstered Arm Caps, Polished Aluminum Legs	4,058	4,215	4,425	4,521	4,699	5,054	5,410	5,766	6,689	4,425
924-UAC-WDL	Upholstered Arm Caps, Wood Legs	4,304	4,461	4,670	4,765	4,943	5,299	5,654	6,010	6,935	4,670
924-PAC-PAL	Poly Arm Caps, Polished Aluminum Legs	4,177	4,334	4,544	4,639	4,817	5,173	5,529	5,884	6,808	4,544
924-PAC-WDL	Poly Arm Caps, Wood Legs	4,606	4,763	4,973	5,069	5,247	5,602	5,958	6,314	7,237	4,973



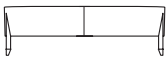
Ottoman



926-PAL	Polished Aluminum Legs	809	826	850	860	880	919	959	998	1,101	850
926-WDL	Wood Legs	792	810	833	844	864	904	943	983	1,085	833



Bench



928-PAL	Polished Aluminum Legs	1,113	1,166	1,236	1,268	1,327	1,446	1,564	1,683	1,991	1,236
928-WDL	Wood Legs	1,125	1,177	1,247	1,279	1,338	1,457	1,576	1,694	2,002	1,247

How to Build a Reveal Table Product Number

930 - WDL - WDT - NAT - GRY2

Style

- 930 End Table 17" High
- 932 End Table 22" High
- 934 Coffee Table
- 936 Inline Table

Leg Style

- WDL Wood Legs
- PAL Polished Aluminum

Table Top

- WDT Wood Top
- LMT Laminate Top

Laminate Color

- GRY2 Slate Grey D81-60
- MPL Fusion Maple 7909-60

Wood Finish (all wood parts finished alike)


- NAT Natural
- CHY Cherry
- WCH Warm Cherry
- MAH Mahogany
- ESP Espresso
- WLT Weathered Light
- WMD Weathered Medium
- WNT Walnut
- DWNT Dark Walnut
- 999 Custom

Features

- Inline Table Can Only Be Used With Tandem Units And Is Field Installed
- Inline Table In Plastic Laminate Only
- All Wood Table Tops Have Beveled Edges
- Nine Standard Wood Finishes
- Lifetime Structural Warranty

Option Pricing

999	Setup Charge for Custom Wood Finish (per Order, per Color)	\$200 net
-----	---	-----------



End Table 17"
24" X 24" X 17"

930-WDL-WDT	Wood Legs, Wood Top	847
930-PAL-WDT	Polished Aluminum Legs, Wood Top	937



End Table 22"
24"X 24"X 22"

932-WDL-WDT	Wood Legs, Wood Top	993
932-PAL-WDT	Polished Aluminum Legs, Wood Top	1,007



Coffee Table
48"X 22.5"X 17"

934-WDL-WDT	Wood Legs, Wood Top	1,273
934-PAL-WDT	Polished Aluminum Legs, Wood Top	1,280



Inline Table
22"X 21"

936-LMT	Laminate Top	316
----------------	--------------	------------

How to Build a Sash Product Number

330 - FL - BL - NAT - P1-7006 - PG - F1



Features

- Steam Bent Wood Back
- Nine Standard Wood Finishes and Thirteen Standard Painted Wood Finishes
- Four Leg Frame Available in Black, Soft Chrome, or Chrome
- Meets ANSI/BIFMA Standards
- CAL 117 Standard CAL 133 Optional
- Lifetime Structural Warranty

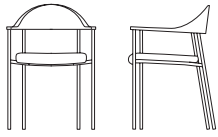
Dimensions

Sash Chair	
Seat	18"D x 18.5"W x 18"H
Arm	26.75"H
Between Arms	20.5
Overall Size	23.5"D x 23"W x 31"H
COM	
Uph Seat	.75 yards for one seat or .90 yards for two seats
COL	
Uph Seat	11 sqft per seat

Option Pricing

P1	Painted Wood Finish Option for Painted Wood Back(specify paint color from list)	\$30
F1	CAL 133 Fire Rating Seat Only	\$35
XFS	1/2" Extra Foam for Seat	\$25
MG	Metal Glide	nc
FG	Felt Glide Option	\$15
999	Net Set up Charge for Custom Wood Finish Per Order per Color	\$220

COM
 Grade A Grade B Grade C Grade D Grade E Grade F Grade G Grade H Leather COL



Wood Back Upholstered Seat

330-FL-BL-NAT	Black	720	732	736	773	786	813	841	869	903	736
330-FL-SCR-NAT	Soft Chrome	720	732	736	773	786	813	841	869	903	736
330-FL-CHR-NAT	Chrome	785	798	802	838	852	879	907	935	968	802

How to Build a Scape Lounge Number

520 - SCR - G1 - F1

Style

- 520 Club Chair
- 521 Center Section Unit
- 522 Right Hand End Unit
- 523 Left Hand End Unit
- 524 Ottoman

Frame Finish

- SCR Soft Chrome Powder Coat
- BLK Black Matte

CAL 133 Option

- F1 CAL 133 Club Chair
- F2 CAL 133 End Unit
- F3 CAL 133 Center Unit
- F4 CAL 133 Ottoman

Plastic Glides

- G1 Plastic Glides

Features

- Scape can be set up in-line and around 90 degree corners.
- Scape Seating groups may be free-standing or placed against walls
- Scape Tables may be placed intermittently between seats and in corners
- Scape Seating units ship individually packed for ease of transportation and installation
- Sturdy commercial quality construction
- CAL117 standard, CAL133 optional
- Lifetime structural warranty

Dimensions

Club Chair

- Seat: 20.5"D x 26"W x 16.5"H
- Back: 18"H x 26"W
- Overall Size: 34"W x 30"D x 29"H

- C.O.M. 5 yds
- C.O.L. 90 sqft.

Center Section Unit

- Seat: 20.5"D x 26"W x 16.5"H
- Back: 18"H x 26"W
- Overall Size: 26"W x 30"D x 29"H

- C.O.M. 2.25 yds
- C.O.L. 40 sqft.

End Unit

- Seat: 20.5"D x 26"W x 16.5"H
- Back: 18"H x 26"W
- Overall Size: 30"W x 30"D x 29"H

- C.O.M. 3.6 yds
- C.O.L. 64 sqft.

Ottoman

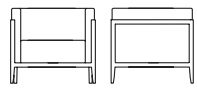
- Seat: 30"D x 30"W x 16.5"H

- C.O.M. 1.5 yds
- C.O.L. 26 sqft.

Option Pricing

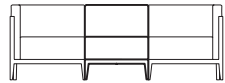
F1	CAL 133 Option Club Chair	\$160
F2	CAL 133 Option End Unit	\$135
F3	CAL 133 Option Center Unit	\$120
F4	CAI 133 Option Ottoman and Bench	\$55
GD	Ganging Device (One per Ganging Connection)	\$22
G1	Plastic Glides (1 Set per unit. Not factory installed)	\$20

COM/Grade A Grade B Grade C Grade D Grade E Grade F Grade G Grade H Leather COL



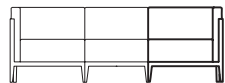
Club Chair

520-SCR	2,070	2,157	2,273	2,326	2,425	2,623	2,820	3,018	3,532	2,273
---------	-------	-------	-------	-------	-------	-------	-------	-------	-------	-------



Center Section Seating Unit

521-SCR	1,272	1,311	1,363	1,387	1,432	1,522	1,610	1,699	1,923	1,363
---------	-------	-------	-------	-------	-------	-------	-------	-------	-------	-------




Right Hand End Seating Unit

522-SCR	1,686	1,749	1,832	1,871	1,942	2,084	2,227	2,369	2,728	1,832
---------	-------	-------	-------	-------	-------	-------	-------	-------	-------	-------



Left Hand End Seating Unit

523-SCR	1,686	1,749	1,832	1,871	1,942	2,084	2,227	2,369	2,728	1,832
---------	-------	-------	-------	-------	-------	-------	-------	-------	-------	-------



Ottoman 30" x 30" x 16.5"H

524-SCR	1,138	1,165	1,199	1,216	1,245	1,304	1,363	1,423	1,563	1,199
---------	-------	-------	-------	-------	-------	-------	-------	-------	-------	-------

Leather Pricing

Leather Prices published in this Price Book are for our Stock Leather "MAMMUT" by Wollsdorf Leather in the colors

- 250599 Black
- 251938 Saddle
- 253272 Chestnut
- 250519 Pewter
- 252004 Charcoal

Other leathers can be quoted by Customer Service

How to Build a Scape Table Number

530 - SCR - WDT - NAT

Style

530	Table 30" x 30" x 9"H
531	Table 30" x 30" x 15"H
532	Quarter Radius Table 30" x 30" x 15"H
533	Quarter Radius Table 30" x 30" x 9"H

Frame Finish

SCR	Soft Chrome Powder Coat
BLK	Black Matte

Table Top

WDT	Wood Top
GLS	Glass Top

Wood Finish

NAT	Natural
CHY	Cherry
WCH	Warm Cherry
MAH	Mahogany
ESP	Espresso
WLT	Weathered Light
WMD	Weathered Medium
WNT	Walnut
DWNT	Dark Walnut
999	Custom

Features

Sturdy Steel Frame Construction

Designed to match Scape Lounge Seating

Table Tops in Wood or Glass with Soft Green Tint

Lifetime Structural Warranty

Option Pricing

G1	Plastic Glides (1 Set per unit)	\$20
999	Set up Charge for Custom Wood Finish	\$220

Scape Tables

COM/Grade A Grade B Grade C Grade D Grade E Grade F Grade G Grade H Leather COL




Table
30" x 30" x 9"

530-SCR-WDT	Wood Top	728
530-SCR-GLS	Glass Top	807


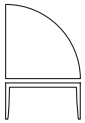


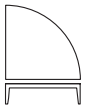
Table
30" x 30" x 15"

531-SCR-WDT	Wood Top	785
531-SCR-GLS	Glass Top	864



Quarter Radius Table
30" x 30" x 15"

532-SCR-WDT	Wood Top	837
532-SCR-GLS	Glass Top	863

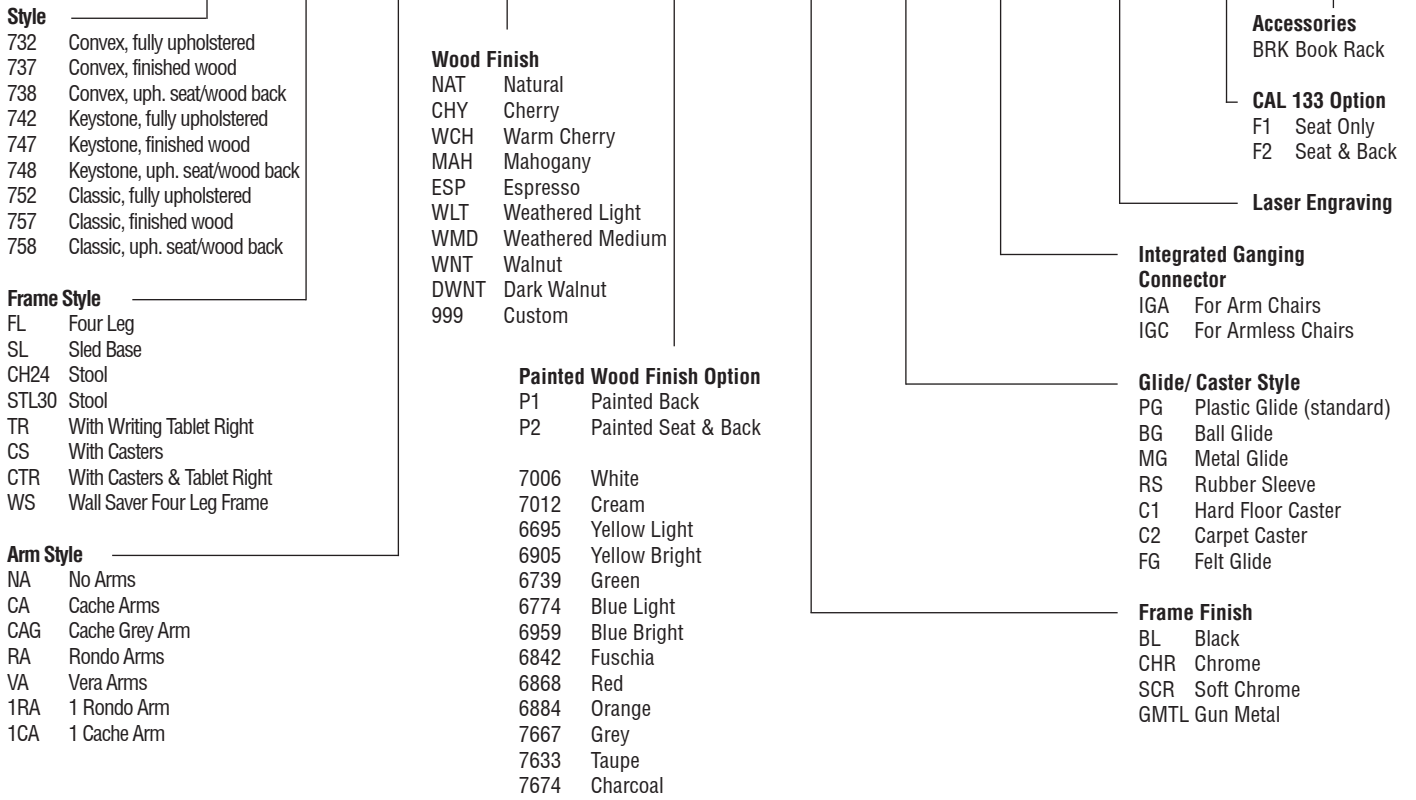


Quarter Radius Table
30" x 30" x 9"

533-SCR-WDT	Wood Top	802
533-SCR-GLS	Glass Top	829

How to Build a Staxx Product Number

738 - FL - NA - NAT - P1-7006 - BL - PG - IGA - ENG - F1 - BRK



Features

- Three Back Shapes
- Seat and Back, Fully Upholstered, All Wood or Combination
- Nine Standard Wood Finishes and Thirteen Painted Wood Finishes
- Four Leg Frame (Stacking), Wall Saver, Sled Frame, Caster Frame, 24" and 30" Stool Height Frames
- Caster Frame and Sled Base are Non-Stacking
- Four Leg Chairs Stack 6 High on Floor, 10 High on Dolly
- Black Frame Finish is Standard. Chrome, Soft Chrome and Gun Metal Frame Finish is Optional
- Soft Padded Polyurethane Armrests
- Tablet Arm Chair
- CAL117 Standard, CAL133 Optional
- Greenguard Certified
- Meets ANSI/BIFMA Standards
- Lifetime Structural Warranty

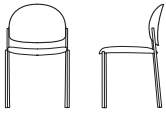
Dimensions

Chair		Stool	
Seat	18.5"D x 17.5"W x 18"H	Seat	18.5"D x 17.5"W x 24"H or 30"H
Back	17"H x 17.5"W	Back	17"H x 17.5"W
Arm Height	25.5"	Arm Height	25.5"
Overall Size	22.5"W x 22.5"D	Overall Size	22.5"W x 22.5"D
	19.5"W w/o arms		19.5"W w/o arms
Tablet	16"W x 23"D		
C.O.M.	Fully Upholstered		1.2 yards
	Seats Only		.8 yds per 2 seats
C.O.L.	Fully Upholstered		20 sqft.
	Seats Only		7 sqft.

Option Pricing

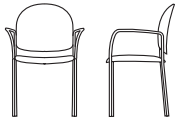
750/IGC	Integrated Ganging Connector (Set) for Armless Chairs	\$40
750/IGA	Integrated Ganging Connector (Set) for Arm Chairs (except Rondo)	\$40
750/GR	Poly Ganging Connector (Pair) for Chairs with Rondo Arms	\$16
750/DL	Transport Dolly, two-wheel (6 Chair capacity)	\$500
750/FW	Storage Dolly, four-wheel (10 chair capacity)	\$525
P1_	Painted Wood Finish Option for Painted Back (specify paint color from list)	\$35
P2_	Painted Wood Finish Option for Painted Seat & Back (specify paint color from list)	\$70
F1	CAL 133 Fire Rating, Seat only (CAL 133 suitable fabric must be used)	\$40
F2	CAL 133 Fire Rating, Seat & Back (CAL 133 suitable fabric must be used)	\$60
SCO	Setup charge for color frame options : contact customer service for quote	
ENG	Laser engraving	\$35
BRK	Book rack	\$65
SL	Sled frame option	\$105
WS	Wall Saver Four Leg Frame option	\$38
RS	Rubber Sleeves (Floor protectors)	\$13
BG	Ball glldes	n/c
MG	Metal glldes	\$16
FG	Felt glldes	\$16
C1	Hard floor casters	\$26
C2	Carpet casters	n/c
XFS	1/2" Extra foam for seat	\$26
999	Setup charge for custom wood finish net per order, per color	\$220

COM/Grade A Grade B Grade C Grade D Grade E Grade F Grade G Grade H Leather COL



Stacking Chair, Armless
Classic Style
Four Leg Frame

752-FL-NA-BL	Fully Upholstered	362	384	412	424	448	495	543	590	691	412
757-FL-NA-BL	Finished Wood	391									
758-FL-NA-BL	Upholstered Seat / Wood Back	430	374	393	401	418	449	480	513	596	393
752-FL-NA-CHR	Fully Upholstered	460	480	509	521	545	592	640	687	788	509
757-FL-NA-CHR	Finished Wood	426									
758-FL-NA-CHR	Upholstered Seat / Wood Back	479	493	512	520	537	568	599	631	659	512



Stacking Chair, with Arms
Classic Style
Four Leg Frame

752-FL-BL	arm style suffix CA/RA/VA	Fully Upholstered	416	437	465	477	501	549	596	644	758	465
757-FL-BL		Finished Wood	470									
758-FL-BL		Upholstered Seat / Wood Back	440	454	473	482	497	529	561	592	674	473
752-FL-CHR	arm style suffix CA/RA/VA	Fully Upholstered	511	532	560	573	597	644	692	738	839	560
757-FL-CHR		Finished Wood	497									
758-FL-CHR		Upholstered Seat / Wood Back	530	544	563	571	588	619	650	682	711	563



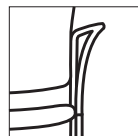
Chair with Writing Tablet
Right Handed
Classic Style
Non-Stacking

1CA with one armrest Cache Style add \$30
1RA with one armrest Rondo Style add \$30

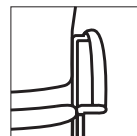
752-TR-NA-BL	Fully Upholstered	655	676	704	717	740	788	835	883	997	704
757-TR-NA-BL	Finished Wood	685									
758-TR-NA-BL	Upholstered Seat / Wood Back	662	676	695	703	719	751	782	814	896	695
752-TR-NA-CHR	Fully Upholstered	726	747	775	787	811	859	906	954	1,055	775
757-TR-NA-CHR	Finished Wood	658									
758-TR-NA-CHR	Upholstered Seat / Wood Back	685	699	718	726	743	774	805	837	913	718

Arm Style Options

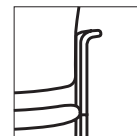
CA
Cache



RA
Rondo



VA
Vera

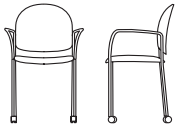


COM/Grade A Grade B Grade C Grade D Grade E Grade F Grade G Grade H Leather COL



Caster Chair, Armless
Classic Style
Four Leg Frame

752-CS-NA-BL	Fully Upholstered	376	397	425	439	462	510	557	615	720	425
757-CS-NA-BL	Finished Wood	426									
758-CS-NA-BL	Upholstered Seat / Wood Back	400	414	433	441	457	489	520	551	633	433
752-CS-NA-CHR	Fully Upholstered	490	511	539	552	575	623	671	718	818	539
757-CS-NA-CHR	Finished Wood	453									
758-CS-NA-CHR	Upholstered Seat / Wood Back	448	463	482	490	505	537	569	600	677	482



Caster Chair, with Arms
Classic Style
Four Leg Frame

752-CS-BL	arm style suffix CA/RA/VA	Fully Upholstered	432	453	480	494	517	565	613	659	760	480
757-CS-BL		Finished Wood	502									
758-CS-BL		Upholstered Seat / Wood Back	463	477	496	504	520	551	583	615	697	496
752-CS-CHR	arm style suffix CA/RA/VA	Fully Upholstered	541	563	590	603	626	674	722	769	869	590
757-CS-CHR		Finished Wood	529									
758-CS-CHR		Upholstered Seat / Wood Back	500	515	534	542	557	589	621	652	729	534

Leather Pricing

Leather Prices published in this Price Book are for our Stock Leather "MAMMUT" by Wollsdorf Leather in the colors
 250599 Black
 251938 Saddle
 253272 Chestnut
 250519 Pewter
 252004 Charcoal

Other leathers can be quoted by Customer Service

COM/Grade A Grade B Grade C Grade D Grade E Grade F Grade G Grade H Leather COL



Stacking Chair, Armless
Convex Style
Four Leg Frame

732-FL-NA-BL	Fully Upholstered	355	376	404	417	440	488	536	582	683	404
737-FL-NA-BL	Finished Wood	391									
738-FL-NA-BL	Upholstered Seat / Wood Back	367	381	399	408	423	456	487	519	497	399
732-FL-NA-CHR	Fully Upholstered	419	440	468	480	504	551	599	647	748	468
737-FL-NA-CHR	Finished Wood	426									
738-FL-NA-CHR	Upholstered Seat / Wood Back	479	493	512	520	537	568	599	631	707	512



Stacking Chair, with Arms
Convex Style
Four Leg Frame

732-FL-BL	arm style suffix CA/RA/VA	Fully Upholstered	416	437	465	477	501	549	596	644	758	465
737-FL-BL		Finished Wood	470									
738-FL-BL		Upholstered Seat / Wood Back	440	454	473	482	497	529	561	592	674	473
732-FL-CHR	arm style suffix CA/RA/VA	Fully Upholstered	473	494	522	535	558	605	653	700	801	522
737-FL-CHR		Finished Wood	497									
738-FL-CHR		Upholstered Seat / Wood Back	530	544	563	571	588	619	650	682	758	563



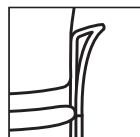
Chair with Writing Tablet
Right Handed
Convex Style
Non-Stacking

1CA with one armrest Cache Style add \$30
1RA with one armrest Rondo Style add \$30

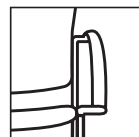
732-TR-NA-BL	Fully Upholstered	655	676	704	717	740	788	835	883	997	704
737-TR-NA-BL	Finished Wood	685									
738-TR-NA-BL	Upholstered Seat / Wood Back	662	676	695	703	719	751	782	814	896	695
732-TR-NA-CHR	Fully Upholstered	726	747	775	787	811	859	906	954	1,055	775
737-TR-NA-CHR	Finished Wood	658									
738-TR-NA-CHR	Upholstered Seat / Wood Back	685	699	718	726	743	774	805	837	913	718

Arm Style Options

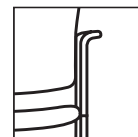
CA
Cache



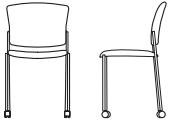
RA
Rondo



VA
Vera



COM/Grade A Grade B Grade C Grade D Grade E Grade F Grade G Grade H Leather COL



Caster Chair, Armless
Convex Style
Four Leg Frame

732-CS-NA-BL	Fully Upholstered	386	407	435	447	471	518	566	614	728	435
737-CS-NA-BL	Finished Wood	426									
738-CS-NA-BL	Upholstered Seat / Wood Back	394	409	427	436	451	483	515	546	628	427
732-CS-NA-CHR	Fully Upholstered	437	458	486	498	522	570	617	665	765	486
737-CS-NA-CHR	Finished Wood	453									
738-CS-NA-CHR	Upholstered Seat / Wood Back	497	511	529	538	554	586	617	649	725	529



Caster Chair, with Arms
Convex Style
Four Leg Frame


732-CS-BL	Fully Upholstered	439	460	488	500	524	571	619	667	781	488
737-CS-BL	arm style suffix CA/RA/VA Finished Wood	502									
738-CS-BL	Upholstered Seat / Wood Back	470	484	502	511	526	558	590	621	703	502
732-CS-CHR	Fully Upholstered	488	509	537	549	573	621	668	716	816	537
737-CS-CHR	arm style suffix CA/RA/VA Finished Wood	529									
738-CS-CHR	Upholstered Seat / Wood Back	548	562	580	590	605	636	669	700	777	580

Leather Pricing

Leather Prices published in this Price Book are for our Stock Leather "MAMMUT" by Wollsdorf Leather in the colors
 250599 Black
 251938 Saddle
 253272 Chestnut
 250519 Pewter
 252004 Charcoal

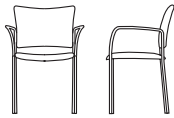
Other leathers can be quoted by Customer Service

COM/Grade A Grade B Grade C Grade D Grade E Grade F Grade G Grade H Leather COL



Stacking Chair, Armless
Keystone Style
Four Leg Frame

742-FL-NA-BL	Fully Upholstered	400	421	449	462	486	534	580	628	729	449
747-FL-NA-BL	Finished Wood	391									
748-FL-NA-BL	Upholstered Seat / Wood Back	367	381	399	408	423	456	487	519	497	399
742-FL-NA-CHR	Fully Upholstered	430	450	478	491	515	562	609	657	757	478
747-FL-NA-CHR	Finished Wood	426									
748-FL-NA-CHR	Upholstered Seat / Wood Back	444	459	476	486	501	532	565	596	673	476



Stacking Chair, with Arms
Keystone Style
Four Leg Frame

742-FL-BL	arm style suffix CA/RA/VA	Fully Upholstered	452	473	501	514	538	584	632	680	781	501
747-FL-BL		Finished Wood	470									
748-FL-BL		Upholstered Seat / Wood Back	440	454	473	482	497	529	561	592	674	473
742-FL-CHR	arm style suffix CA/RA/VA	Fully Upholstered	480	501	529	542	566	613	660	708	809	529
747-FL-CHR		Finished Wood	497									
748-FL-CHR		Upholstered Seat / Wood Back	495	510	528	537	552	583	616	647	724	528



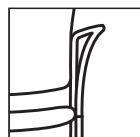
Chair with Writing Tablet
Right Handed
Keystone Style
Non-Stacking

1CA with one armrest Cache Style add \$30
1RA with one armrest Rondo Style add \$30

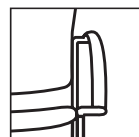
742-TR-NA-BL	Fully Upholstered	694	714	743	755	779	826	874	920	1,036	743
747-TR-NA-BL	Finished Wood	650									
748-TR-NA-BL	Upholstered Seat / Wood Back	662	676	695	703	720	751	782	814	896	695
742-TR-NA-CHR	Fully Upholstered	682	704	731	745	769	815	863	910	1,011	731
747-TR-NA-CHR	Finished Wood	675									
748-TR-NA-CHR	Upholstered Seat / Wood Back	698	711	730	738	755	786	817	850	926	730

Arm Style Options

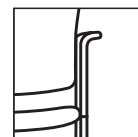
CA
Cache



RA
Rondo



VA
Vera

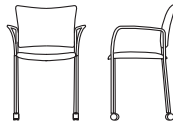


COM/Grade A Grade B Grade C Grade D Grade E Grade F Grade G Grade H Leather COL



Caster Chair, Armless
Keystone Style
Four Leg Frame

742-CS-NA-BL	Fully Upholstered	415	436	464	476	500	548	595	643	757	464
747-CS-NA-BL	Finished Wood	426									
748-CS-NA-BL	Upholstered Seat / Wood Back	394	409	427	436	451	483	515	546	628	427
742-CS-NA-CHR	Fully Upholstered	447	468	496	509	532	579	627	675	776	496
747-CS-NA-CHR	Finished Wood	453									
748-CS-NA-CHR	Upholstered Seat / Wood Back	462	476	495	503	519	550	582	614	691	495



Caster Chair, with Arms
Keystone Style
Four Leg Frame

742-CS-BL	arm style suffix CA/RA/VA	Fully Upholstered	466	487	515	527	551	599	646	694	808	515
747-CS-BL		Finished Wood	502									
748-CS-BL		Upholstered Seat / Wood Back	470	484	502	511	526	558	590	621	703	502
742-CS-CHR	arm style suffix CA/RA/VA	Fully Upholstered	498	519	547	560	583	631	678	726	827	547
747-CS-CHR		Finished Wood	529									
748-CS-CHR		Upholstered Seat / Wood Back	513	527	546	554	570	601	633	665	742	546

Leather Pricing


Leather Prices published in this Price Book are for our Stock Leather "MAMMUT" by Wollsdorf Leather in the colors
 250599 Black
 251938 Saddle
 253272 Chestnut
 250519 Pewter
 252004 Charcoal

Other leathers can be quoted by Customer Service

Staxx Stool


Classic

COM/Grade A Grade B Grade C Grade D Grade E Grade F Grade G Grade H Leather COL



Stool Armless
Classic Style
24" Seat Height
Non-stacking

Model	Material	COM/Grade A	Grade B	Grade C	Grade D	Grade E	Grade F	Grade G	Grade H	Leather	COL
752-CH24-NA-BL	Fully Upholstered	549	570	598	610	634	682	729	777	891	598
757-CH24-NA-BL	Finished Wood	579									
758-CH24-NA-CHR	Upholstered Seat / Wood Back	556	570	589	597	613	645	676	708	790	589
752-CH24-NA-CHR	Fully Upholstered	651	672	700	712	736	783	831	879	980	700
757-CH24-NA-CHR	Finished Wood	592									
758-CH24-NA-CHR	Upholstered Seat / Wood Back	609	623	642	650	667	698	729	761	837	642



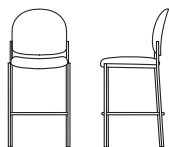
Stool with Arms
Classic Style
24" Seat Height
Non-stacking

Model	Material	COM/Grade A	Grade B	Grade C	Grade D	Grade E	Grade F	Grade G	Grade H	Leather	COL
752-CH24-BL	Fully Upholstered	600	621	649	662	685	733	781	828	943	649
757-CH24-BL	Finished Wood	630									
758-CH24-BL	Upholstered Seat / Wood Back	609	624	643	651	667	699	730	761	843	643
752-CH24-CHR	Fully Upholstered	702	723	751	763	787	835	882	930	1,031	751
757-CH24-CHR	Finished Wood	634									
758-CH24-CHR	Upholstered Seat / Wood Back	661	675	694	702	718	750	781	813	889	694

Staxx Stool

Classic


COM/Grade A Grade B Grade C Grade D Grade E Grade F Grade G Grade H Leather COL



Stool Armless

Classic Style
30" Seat Height
Non-stacking

Model	Material	COM/Grade A	Grade B	Grade C	Grade D	Grade E	Grade F	Grade G	Grade H	Leather	COL
752-STL30-NA-BL	Fully Upholstered	549	570	598	610	634	682	729	777	891	598
757-STL30-NA-BL	Finished Wood	579									
758-STL30-NA-BL	Upholstered Seat / Wood Back	556	570	589	597	613	645	676	708	790	589
752-STL30-NA-CHR	Fully Upholstered	651	672	700	712	736	783	831	879	980	700
757-STL30-NA-CHR	Finished Wood	592									
758-STL30-NA-CHR	Upholstered Seat / Wood Back	609	623	642	650	667	698	729	761	837	642



Stool with Arms

Classic Style
30" Seat Height
Non-stacking

Model	Material	COM/Grade A	Grade B	Grade C	Grade D	Grade E	Grade F	Grade G	Grade H	Leather	COL
752-STL30-BL	Fully Upholstered	600	621	649	662	685	733	781	828	943	649
757-STL30-BL	Finished Wood	630									
758-STL30-BL	Upholstered Seat / Wood Back	609	624	643	651	667	699	730	761	843	643
752-STL30-CHR	Fully Upholstered	702	723	751	763	787	835	882	930	1,031	751
757-STL30-CHR	Finished Wood	634									
758-STL30-CHR	Upholstered Seat / Wood Back	661	675	694	702	718	750	781	813	889	694

Leather Pricing

Leather Prices published in this Price Book are for our Stock Leather "MAMMUT" by Wollsdorf Leather in the colors

- 250599 Black
- 251938 Saddle
- 253272 Chestnut
- 250519 Pewter
- 252004 Charcoal

Other leathers can be quoted by Customer Service

Staxx Stool


Convex

COM/Grade A Grade B Grade C Grade D Grade E Grade F Grade G Grade H Leather COL



Stool Armless
Convex Style
24" Seat Height
Non-stacking

Model	Material	COM/Grade A	Grade B	Grade C	Grade D	Grade E	Grade F	Grade G	Grade H	Leather	COL
732-CH24-NA-BL	Fully Upholstered	542	563	591	603	627	675	722	770	884	591
737-CH24-NA-BL	Finished Wood	532									
738-CH24-NA-BL	Upholstered Seat / Wood Back	556	570	589	597	613	645	676	708	790	589
732-CH24-NA-CHR	Fully Upholstered	651	672	700	712	736	783	831	879	980	700
737-CH24-NA-CHR	Finished Wood	592									
738-CH24-NA-BL	Upholstered Seat / Wood Back	609	623	642	650	667	698	729	761	837	642




Stool with Arms
Convex Style
24" Seat Height
Non-stacking

Model	Material	COM/Grade A	Grade B	Grade C	Grade D	Grade E	Grade F	Grade G	Grade H	Leather	COL
732-CH24-BL	Fully Upholstered	596	617	645	657	681	728	776	824	938	645
737-CH24-BL	Finished Wood	587									
738-CH24-BL	Upholstered Seat / Wood Back	607	621	640	648	665	696	727	759	841	640
732-CH24-CHR	Fully Upholstered	651	672	700	712	736	784	831	879	980	700
737-CH24-CHR	Finished Wood	650									
738-CH24-CHR	Upholstered Seat / Wood Back	708	723	742	750	765	798	829	860	937	742

Staxx Stool


Convex

COM/Grade A Grade B Grade C Grade D Grade E Grade F Grade G Grade H Leather COL



Stool Armless
Convex Style
30" Seat Height
Non-stacking

Model	Material	COM/Grade A	Grade B	Grade C	Grade D	Grade E	Grade F	Grade G	Grade H	Leather	COL
732-STL30-NA-BL	Fully Upholstered	542	563	591	603	627	675	722	770	884	591
737-STL30-NA-BL	Finished Wood	532									
738-STL30-NA-BL	Upholstered Seat / Wood Back	556	570	589	597	613	645	676	708	790	589
732-STL30-NA-CHR	Fully Upholstered	651	672	700	712	736	783	831	879	980	700
737-STL30-NA-CHR	Finished Wood	592									
738-STL30-NA-CHR	Upholstered Seat / Wood Back	609	623	642	650	667	698	729	761	837	642



Stool with Arms
Convex Style
30" Seat Height
Non-stacking

Model	Material	COM/Grade A	Grade B	Grade C	Grade D	Grade E	Grade F	Grade G	Grade H	Leather	COL
732-STL30-BL	Fully Upholstered	596	617	645	657	681	728	776	824	938	645
737-STL30-BL	Finished Wood	587									
738-STL30-BL	Upholstered Seat / Wood Back	607	621	640	648	665	696	727	759	841	640
732-STL30-CHR	Fully Upholstered	651	672	700	712	736	784	831	879	980	700
737-STL30-CHR	Finished Wood	650									
738-STL30-CHR	Upholstered Seat / Wood Back	708	723	742	750	765	798	829	860	937	742

Leather Pricing

Leather Prices published in this Price Book are for our Stock Leather "MAMMUT" by Wollsdorf Leather in the colors

- 250599 Black
- 251938 Saddle
- 253272 Chestnut
- 250519 Pewter
- 252004 Charcoal

Other leathers can be quoted by Customer Service

Staxx Stool

Keystone


COM/Grade A Grade B Grade C Grade D Grade E Grade F Grade G Grade H Leather COL



Stool Armless

Keystone Style
24" Seat Height
Non-stacking

Model	Material	COM/Grade A	Grade B	Grade C	Grade D	Grade E	Grade F	Grade G	Grade H	Leather	COL
742-CH24-NA-BL	Fully Upholstered	588	608	636	649	673	720	768	815	930	636
747-CH24-NA-BL	Finished Wood	544									
748-CH24-NA-BL	Upholstered Seat / Wood Back	556	570	589	597	613	645	676	708	790	589
742-CH24-NA-CHR	Fully Upholstered	607	628	656	670	693	740	788	835	936	656
747-CH24-NA-CHR	Finished Wood	599									
748-CH24-NA-CHR	Upholstered Seat / Wood Back	623	636	655	664	679	711	743	775	851	655



Stool with Arms


Keystone Style
24" Seat Height
Non-stacking

Model	Material	COM/Grade A	Grade B	Grade C	Grade D	Grade E	Grade F	Grade G	Grade H	Leather	COL
742-CH24-BL	Fully Upholstered	639	659	687	700	724	771	818	866	981	687
747-CH24-BL	Finished Wood	595									
748-CH24-BL	Upholstered Seat / Wood Back	607	621	640	648	665	696	727	759	841	640
742-CH24-CHR	Fully Upholstered	658	680	707	721	744	791	839	886	987	707
747-CH24-CHR	Finished Wood	650									
748-CH24-CHR	Upholstered Seat / Wood Back	674	687	706	714	731	762	794	826	902	706

Staxx Stool


Keystone

COM/Grade A Grade B Grade C Grade D Grade E Grade F Grade G Grade H Leather COL



Stool Armless
Keystone Style
30" Seat Height
Non-stacking

Model	Material	COM/Grade A	Grade B	Grade C	Grade D	Grade E	Grade F	Grade G	Grade H	Leather	COL
742-STL30-NA-BL	Fully Upholstered	588	608	636	649	673	720	768	815	930	636
747-STL30-NA-BL	Finished Wood	544									
748-STL30-NA-BL	Upholstered Seat / Wood Back	556	570	589	597	613	645	676	708	790	589
742-STL30-NA-CHR	Fully Upholstered	607	628	656	670	693	740	788	835	936	656
747-STL30-NA-CHR	Finished Wood	599									
748-STL30-NA-CHR	Upholstered Seat / Wood Back	623	636	655	664	679	711	743	775	851	655



Stool with Arms
Keystone Style
30" Seat Height
Non-stacking

Model	Material	COM/Grade A	Grade B	Grade C	Grade D	Grade E	Grade F	Grade G	Grade H	Leather	COL
742-STL30-BL	Fully Upholstered	639	659	687	700	724	771	818	866	981	687
747-STL30-BL	Finished Wood	595									
748-STL30-BL	Upholstered Seat / Wood Back	607	621	640	648	665	696	727	759	841	640
742-STL30-CHR	Fully Upholstered	658	680	707	721	744	791	839	886	987	707
747-STL30-CHR	Finished Wood	650									
748-STL30-CHR	Upholstered Seat / Wood Back	674	687	706	714	731	762	794	826	902	706

Leather Pricing

Leather Prices published in this Price Book are for our Stock Leather "MAMMUT" by Wollsdorf Leather in the colors

- 250599 Black
- 251938 Saddle
- 253272 Chestnut
- 250519 Pewter
- 252004 Charcoal

Other leathers can be quoted by Customer Service

How to Build a Tier Product Number

490 - SL - CHR - 001 - 101 - PG - USP

Style Style

- 490-SL Tier Chair Plastic
- 491-SL Tier Chair upholstered seat, plastic back
- 492-SL Tier Chair mesh
- 493-SL Tier Chair upholstered seat, mesh back
- 494-SL Tier Chair fully upholstered
- 490-CH24 Tier Stool Plastic
- 491-CH24 Tier Stool upholstered seat, plastic back
- 492-CH24 Tier Stool mesh
- 493-CH24 Tier Stool upholstered seat, mesh back
- 494-CH24 Tier Stool fully upholstered
- 490-STL30 Tier Stool Plastic
- 491-STL30 Tier Stool upholstered seat, plastic back
- 492-STL30 Tier Stool mesh
- 493-STL30 Tier Stool upholstered seat, mesh back
- 494-STL30 Tier Stool fully upholstered

Frame Finish

CHR Bright Chrome Plated

Shell Color

- 001 Black
- 002 Dark Blue
- 003 Sand
- 005 White
- 008 Cool Grey
- 014 Light Grey
- 015 Warm Grey

Upholstered Seat Pad Option

Glides

- NG No Glides (standard)
- FG Felt Glides

Mesh Color

- 101 Black
- 103 Sand
- 108 Cool Grey

Features

- Anatomically Contoured Polypropylene Seat and Back
- Two Upholstered Seat Options (Fully Wrapped Seat or Upholstered Pad)
- High Density Stacking Chairs
- Stacks 10 High on Floor, 45 High on Storage Dolly (in Poly)
- CAL 133 Option Available. Contact Customer Service for Details.
- Greenguard Certified
- Meets ANSI/BIFMA Standards
- Lifetime Structural Warranty

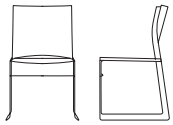
Dimensions

Chair	24" Stool	30" Stool
Seat 16.75"D x 21.50"W x 18"H	Seat 16.75"D x 21.50"W x 24"H	Seat 16.75"D x 21.50"W x 30"H
Back 18.5"W x 16.5"H24	Back 18.5"W x 16.5"H	Back 18.5"W x 16.5"H
Overall Size 20"D x 21.5"W x 33.25"H	Overall Size 20"D x 21.5"W x 40.75"H	Overall Size 20"D x 21.5"W x 46.75"H
C.O.M. Fully Upholstered 1 yard Seat only .7 yards for every two seats	C.O.M. Fully Upholstered 1 yard Seat only .7 yards for every two seats	C.O.M. Fully Upholstered 1 yard Seat only .7 yards for every two seats

Option Pricing

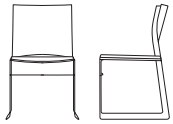
PG	Plastic Ganging Glides	\$20
FG	Felt Glides (recommended for Hard floors)	\$25
490/CD	Four Wheel Storage Dolly	\$675

COM/Grade A Grade B Grade C Grade D Grade E Grade F Grade G Grade H Leather COL



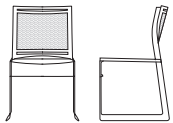
Tier Plastic Seat and Back

490-SL-CHR		220									
USP	Upholstered seat pad option +	114	127	142	150	164	191	219	240	311	142



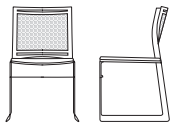
Tier Fully Upholstered Seat, Plastic Back

491-SL-CHR		301	313	329	337	350	378	406	434	497	329
-------------------	--	------------	------------	------------	------------	------------	------------	------------	------------	------------	------------



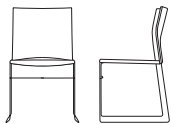
Tier Plastic Seat, Mesh Back

492-SL-CHR		301									
USP	Upholstered seat pad option +	114	127	142	150	164	191	219	240	311	142



Tier Fully Upholstered Seat, Mesh Back

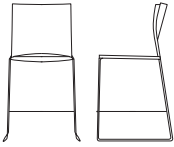
493-SL-CHR		381	393	409	417	431	458	486	514	577	409
-------------------	--	------------	------------	------------	------------	------------	------------	------------	------------	------------	------------



Tier Fully Upholstered Seat and Back


494-SL-CHR		384	401	424	435	454	494	534	573	676	424
-------------------	--	------------	------------	------------	------------	------------	------------	------------	------------	------------	------------

COM/Grade A Grade B Grade C Grade D Grade E Grade F Grade G Grade H Leather COL



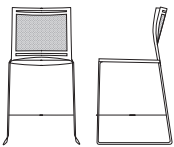
**Tier Stool Plastic Seat and Back
24" Seat Height**

490-CH24-CHR		330										
USP	Upholstered seat pad option +	114	127	142	150	164	191	219	240	311	142	



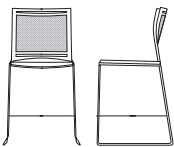
**Tier Stool Fully Upholstered Seat, Plastic Back
24" Seat Height**

491-CH24-CHR		425	438	453	462	475	502	530	558	622	453	
---------------------	--	------------	------------	------------	------------	------------	------------	------------	------------	------------	------------	--




**Tier Stool Plastic Seat, Mesh Back
24" Seat Height**

492-CH24-CHR		425										
USP	Upholstered seat pad option +	114	127	142	150	164	191	219	240	311	142	



**Tier Stool Fully Upholstered Seat, Mesh Back
24" Seat Height**


493-CH24-CHR		505	518	534	542	555	582	610	639	702	534	
---------------------	--	------------	------------	------------	------------	------------	------------	------------	------------	------------	------------	--



**Tier Stool Fully Upholstered Seat and Back
24" Seat Height**


494-CH24-CHR		509	526	549	560	579	629	658	698	801	549	
---------------------	--	------------	------------	------------	------------	------------	------------	------------	------------	------------	------------	--

COM/Grade A Grade B Grade C Grade D Grade E Grade F Grade G Grade H Leather COL



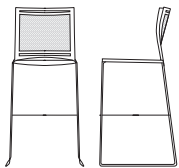
**Tier Stool Plastic Seat and Back
30" Seat Height**

490-STL30-CHR		330										
USP	Upholstered seat pad option +	114	127	142	150	164	191	219	240	311	142	



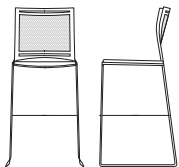
**Tier Stool Fully Upholstered Seat, Plastic Back
30" Seat Height**

491-STL30-CHR		425	438	453	462	475	502	530	558	622	453	
----------------------	--	------------	------------	------------	------------	------------	------------	------------	------------	------------	------------	--




**Tier Stool Plastic Seat, Mesh Back
30" Seat Height**

492-STL30-CHR		425										
USP	Upholstered seat pad option +	114	127	142	150	164	191	219	240	311	142	



**Tier Stool Fully Upholstered Seat, Mesh Back
30" Seat Height**

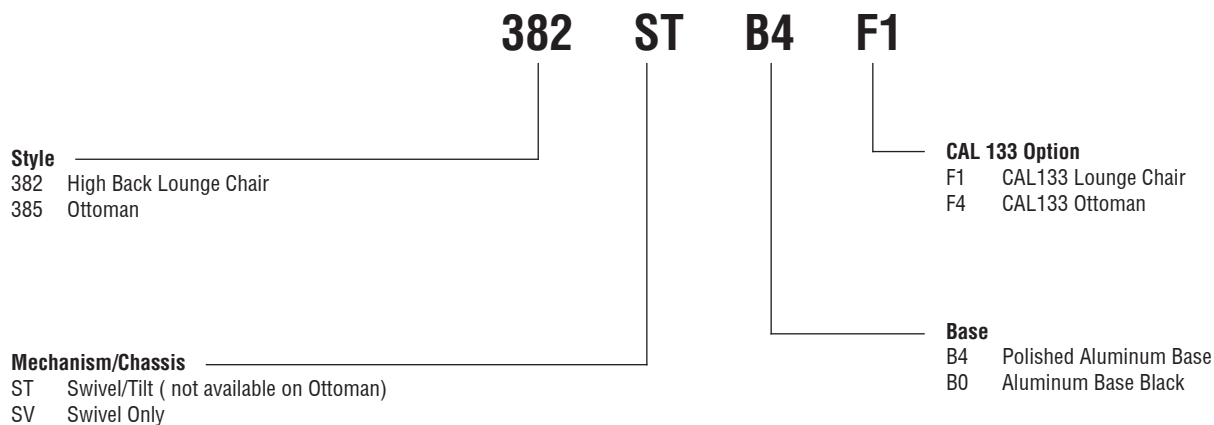
493-STL30-CHR		505	518	534	542	555	582	610	639	702	534	
----------------------	--	------------	------------	------------	------------	------------	------------	------------	------------	------------	------------	--



**Tier Stool Fully Upholstered Seat and Back
30" Seat Height**

494-STL30-CHR		509	526	549	560	579	629	658	698	801	549	
----------------------	--	------------	------------	------------	------------	------------	------------	------------	------------	------------	------------	--

How to Build a U-Lounge Product Number



Features

- Fully Upholstered High Back & Ottoman
- Two Mechanism Choices
- Four Star Aluminum Base Available in Black or Polished Aluminum
- CAL 117 Standard, CAL 133 Optional
- Greenguard Certified
- Meets ANSI/BIFMA Standards
- Lifetime Structural Warranty

Chair Dimensions

Seat	19"D x 18"W
Seat Height	15-17.5"
Back	27.5"H x 18"W
Arm Height	24-26.5"
Overall Size	41.5-43"H x 30.5"W x 32"D

COM 3.75 yards

COL 73 sqft.

Ottoman Dimensions

Seat	22" W x 21" D x 14.5" H
------	-------------------------

COM 1.6 yards

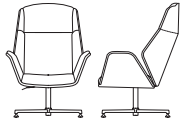
COL 16 sqft.

Option Pricing

F1 CAL 133 Fire Rating	\$120
F4 CAL 133 Fire Rating - Ottoman	\$50
LB Lowback - 16" Back Height	-\$250 Deduct

U-Lounge

COM/Grade A Grade B Grade C Grade D Grade E Grade F Grade G Grade H Leather COL



**U-Lounge Chair
Swivel Only**

382-SV-B4	1,626	1,687	1,768	1,805	1,875	2,013	2,152	2,290	2,649	1,768
382-SV-B0	1,577	1,638	1,719	1,757	1,825	1,964	2,102	2,240	2,600	1,719



**U-Lounge Chair
Swivel/Tilt**

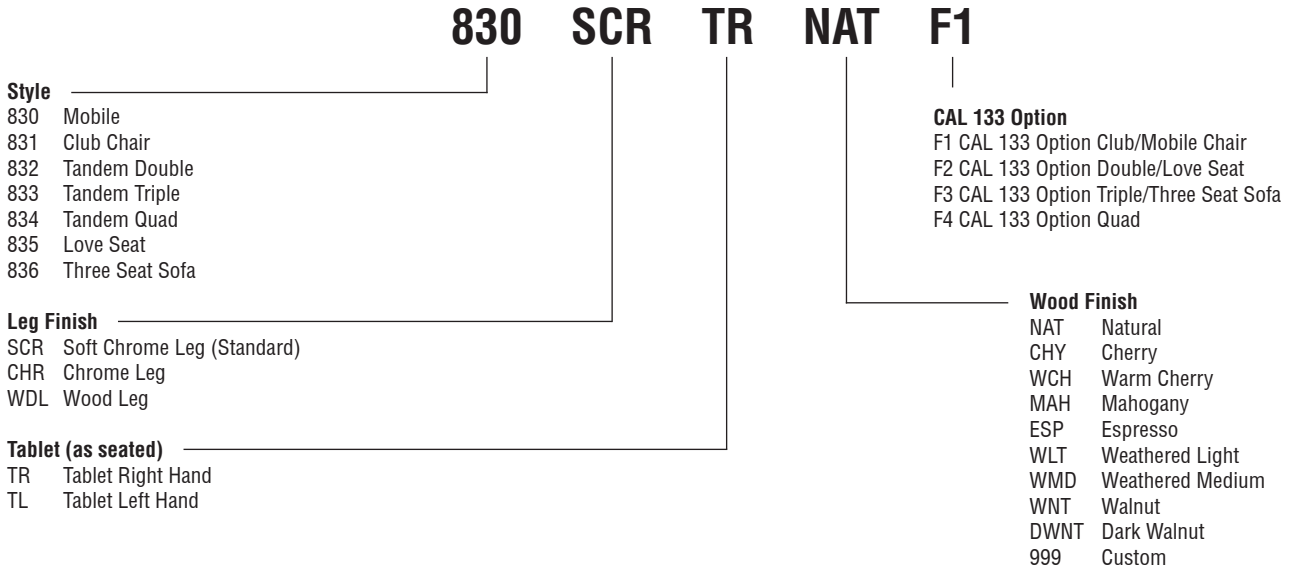
382-ST-B4	1,661	1,722	1,803	1,841	1,909	2,048	2,186	2,324	2,684	1,803
382-ST-B0	1,612	1,673	1,754	1,792	1,861	1,999	2,137	2,276	2,635	1,754



U-Lounge Ottoman

385-B4	729	757	795	811	843	906	969	1,033	1,018	795
385-B0	690	718	754	772	803	866	930	993	978	754

How to Build a Vee Lounge Product Number



Features

Nine Standard Wood Finishes
 Simple Assembly Required for Tandem Triple and Tandem Quad
 CAL 117 Standard, CAL 133 Optional
 Greenguard Certified
 Meets ANSI/BIFMA Standards
 Lifetime Structural Warranty

Tablet side is "as seated"
 Wood Tablet 11" x 17"

Dimensions

Mobile Chair

Seat 20" D x 22" W x 17.5" H
 Back 15" H x 22" W
 Arm Height 24.5"H
 Overall Size 30.5" H x 27.5" D x 28" W

COM 3.5 yards

COL 63 Sqft

Club Chair

Seat 20" D x 22" W x 17.5" H
 Back 15" H x 22" W
 Arm Height 24.5"H
 Overall Size 30.5" H x 27.5" D x 28" W

COM 3.5 yards

COL 63 sqft.

Tandem Double

Seat 20"D x 22"W x 17.5"H
 Back 15"H x 22"W
 Arm Height 24.5"H
 Overall Size 30.5"H x 27.5"D x 52.75"W

COM 6.25 yards

COL 113 sqft.

Tandem Triple

Seat 20"D x 22"W x 17.5"H
 Back 15"H x 22"W
 Arm Height 24.5"H
 Overall Size 30.5"H x 27.5"D x 66"W

COM 9 yards

COL 162 sqft.

Tandem Quad

Seat 20"D x 22"W x 17.5"H
 Back 15"H x 22"W
 Arm Height 24.5"H
 Overall Size 30.5" H x 27.5" D x 102.25" W

COM 11 yards
 COL 198 sqft.

Love Seat

Seat 20"D x 22"W x 17.5"H
 Back 15"H x 22"W
 Arm Height 24.5"H
 Overall Size 30.5" H x 27.5" D x 50" W

COM 5 yards
 COL 90 sqft.

Three Seat Sofa

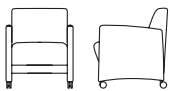
Seat 20" D x 60" W x 17.5" H
 Back 15" H x 22" W
 Arm Height 24.5" H
 Overall Size 30.5" H x 27.5" D x 66" W

COM 7 yards

Option Pricing

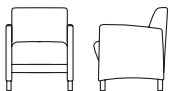
WH	Handle - Standard on Mobile Chair	\$75
T_	Rectangular Writing Tablet (Specify Left or Right as Seated)	\$250
CAL 133	Option Single Seat	\$120
CAL 133	Option Double/Love Seat	\$165
CAL 133	Option Triple/ Three Seat Sofa	\$220
CAL 133	Option Quad	\$275
CHR	Chrome Leg	n/c
WDL	Wood Leg	\$40
999	Setup Charge for Custom Wood Finish (per Order per Color)	\$220 net

COM/Grade A Grade B Grade C Grade D Grade E Grade F Grade G Grade H Leather COL



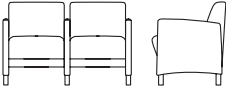
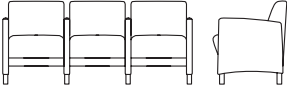
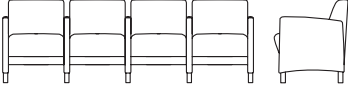
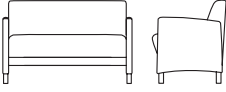
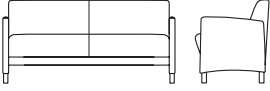
Mobile Lounge Chair

830-SCR	1,226	1,287	1,369	1,406	1,475	1,613	1,752	1,890	2,249	1,369
----------------	--------------	--------------	--------------	--------------	--------------	--------------	--------------	--------------	--------------	--------------



Club Chair

831-SCR	1,164	1,226	1,306	1,344	1,413	1,551	1,689	1,828	2,187	1,306
----------------	--------------	--------------	--------------	--------------	--------------	--------------	--------------	--------------	--------------	--------------

	COM/Grade A	Grade B	Grade C	Grade D	Grade E	Grade F	Grade G	Grade H	Leather	COL
	Tandem Double									
832-SCR	2,076	2,154	2,299	2,365	2,489	2,736	2,983	3,230	3,879	2,299
	Tandem Triple									
833-SCR	3,003	3,161	3,370	3,466	3,642	3,999	4,355	4,711	5,635	3,370
	Tandem Quad									
834-SCR	3,853	4,045	4,302	4,418	4,636	5,070	5,505	5,940	7,069	4,302
	Love Seat									
835-SCR	1,920	2,007	2,124	2,177	2,276	2,473	2,671	2,868	3,382	2,124
	Three Seat Sofa									
836-SCR	2,274	2,397	2,560	2,634	2,772	3,049	3,326	3,602	4,321	2,560

How to Build a Zag Number

Style _____ **640 - CHR - NA - NAT - P3-7006 - NG - ENG - F1** _____

640 Arc									CAL 133 Option
645 Arc with Line									F1 Seat Only
647 Arc with Seat Pad									F2 Seat & Back
648 Arc w. Seat Pad & Line									
649 Arc w. Seat & Back Pad									
650 Cove									
655 Cove, with Lines									Laser Engraving
657 Cove with Seat Pad									
658 Cove, Seat Pad & Lines									
659 Cove w. Seat & Back Pad									Glide
									NG No Glide (Standard)
									FG Felt Glide

Frame Finish		Wood Finish		Painted Wood Finish Option	
BL Black		NAT Natural		P3 Painted Shell	
CHR Chrome		CHY Cherry		7006 White	
		WCH Warm Cherry		7012 Cream	
		MAH Mahogany		6695 Yellow Light	
		ESP Espresso		6905 Yellow Bright	
		WLT Weathered Light		6739 Green	
		WMD Weathered Medium		6774 Blue Light	
		WNT Walnut		6959 Blue Bright	
		DWNT Dark Walnut		6842 Fuschia	
		999 Custom		6868 Red	
				6884 Orange	
				7667 Grey	
				7633 Taupe	
				7674 Charcoal	

Arm Options	
NA No Arms	
WA Wood Arms	
UA Uph. Armcaps	

Features

- Two Back Shapes
- Seat and Back Pad Optional
- Nine Standard Wood Finishes
- Wood Arm Caps
- Upholstered Arm Caps Optional
- Optional Felt Glides (factory installed)
- Stack On Floor, 5 Arm, 10 Armless
- Stack On Dolly, 8 Arm, 12 Armless
- CAL117 Standard, CAL133 Optional
- Greenguard certified
- Meets ANSI/BIFMA Standards
- Lifetime Structural Warranty

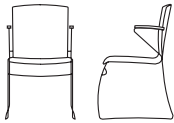
Option Pricing

640/GD	Ganging Connector (Pair)	\$7.50
PG	Glides	\$20
FG	Felt Glides (recommended for hard floors)	\$25
640/DL	Four Wheel StorageDolly	\$490
XFS	1/2" Extra Foam for Seat	\$25
999	Setup Charge for Custom Wood Finish is net per order per color	\$220
ENG	Laser Engraving	\$35
CC	Custom Cutouts:	Call for Quote
P3_	Painted Wood Finish Option for Painted Shell (specify paint color from list)	\$52
F1	CAL 133 Fire Rating, Seat only	\$30
F2	CAL 133 Fire Rating, Seat & Back	\$50

Dimensions

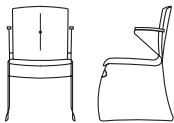
Seat	18"D x 18"W x 18"H
Back	17"H x 18"W
Overall Size	35H x 21.5W x 23D
C.O.M.	8 yds per Seat & Back or for every 2 seats
C.O.L.	6 sqft. for each Seat or Back

COM/Grade A Grade B Grade C Grade D Grade E Grade F Grade G Grade H Leather COL



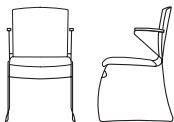
Arc
Chrome or Black

640-CHR-NA-__ (Wood Finish)	No Arms	394
640-CHR-WA-__ (Wood Finish)	Wood Arm Caps	444
640-BL-NA-__ (Wood Finish)	No Arms	375
640-BL-WA-__ (Wood Finish)	Wood Arm Caps	439



Arc with Line
Chrome or Black

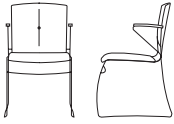
645-CHR-NA-__ (Wood Finish)	No Arms	400
645-CHR-WA-__ (Wood Finish)	Wood Arm Caps	450
645-BL-NA-__ (Wood Finish)	No Arms	382
645-BL-WA-__ (Wood Finish)	Wood Arm Caps	445



Arc with Seat Pad
Chrome or Black

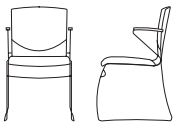
647-CHR-NA-__ (Wood Finish)	No Arms	505	520	538	547	563	594	626	657	622	538
647-CHR-WA-__ (Wood Finish)	Wood Arm Caps	553	568	586	595	610	642	674	705	670	586
647-CHR-UA-__ (Wood Finish)	Upholstered Arm Caps	567	581	599	608	624	655	687	719	683	599
647-BL-NA-__ (Wood Finish)	No Arms	487	501	520	528	544	575	607	639	603	520
647-BL-WA-__ (Wood Finish)	Wood Arm Caps	548	563	581	590	605	636	669	700	665	581
647-BL-UA-__ (Wood Finish)	Upholstered Arm Caps	562	576	595	603	619	650	682	713	678	595

COM/Grade A Grade B Grade C Grade D Grade E Grade F Grade G Grade H Leather COL



Arc with Line and Seat Pad
Chrome or Black

648-CHR-NA-__ (Wood Finish)	No Arms	512	526	544	553	569	600	632	664	628	544
648-CHR-WA-__ (Wood Finish)	Wood Arm Caps	560	573	592	601	617	648	680	711	676	592
648-CHR-UA-__ (Wood Finish)	Upholstered Arm Caps	573	587	605	615	630	661	694	725	690	605
648-BL-NA-__ (Wood Finish)	No Arms	493	508	526	535	550	581	614	645	609	526
648-BL-WA-__ (Wood Finish)	Wood Arm Caps	554	569	588	596	612	539	675	706	671	588
648-BL-UA-__ (Wood Finish)	Upholstered Arm Caps	568	582	601	609	625	656	688	720	684	601



Arc with Seat & Back Pad
Chrome or Black

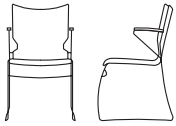
649-CHR-NA-__ (Wood Finish)	No Arms	572	586	604	614	629	660	693	724	745	604
649-CHR-WA-__ (Wood Finish)	Wood Arm Caps	612	626	645	653	669	700	732	763	784	645
649-CHR-UA-__ (Wood Finish)	Upholstered Arm Caps	617	631	650	554	674	706	737	769	789	650
649-BL-NA-__ (Wood Finish)	No Arms	553	568	587	595	610	642	674	705	726	587
649-BL-WA-__ (Wood Finish)	Wood Arm Caps	607	621	640	648	664	696	727	758	779	640
649-BL-UA-__ (Wood Finish)	Upholstered Arm Caps	613	626	645	653	669	701	732	764	784	645

Leather Pricing

Leather Prices published in this Price Book are for our Stock Leather "MAMMUT" by Wollsdorf Leather in the colors
 250599 Black
 251938 Saddle
 253272 Chestnut
 250519 Pewter
 252004 Charcoal

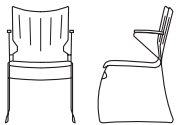
Other leathers can be quoted by Customer Service

COM/Grade A Grade B Grade C Grade D Grade E Grade F Grade G Grade H Leather COL



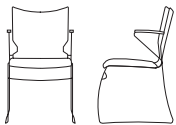
Cove
Chrome or Black

650-CHR-NA-__ (Wood Finish)	No Arms	394
650-CHR-WA-__ (Wood Finish)	Wood Arm Caps	444
650-BL-NA-__ (Wood Finish)	No Arms	375
650-BL-WA-__ (Wood Finish)	Wood Arm Caps	439



Cove with Lines
Chrome or Black


655-CHR-NA-__ (Wood Finish)	No Arms	400
655-CHR-WA-__ (Wood Finish)	Wood Arm Caps	450
655-BL-NA-__ (Wood Finish)	No Arms	382
655-BL-WA-__ (Wood Finish)	Wood Arm Caps	445



Cove with Seat Pad
Chrome or Black

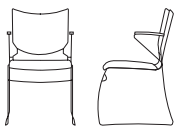
657-CHR-NA-__ (Wood Finish)	No Arms	505	520	538	547	563	594	626	657	622	538
657-CHR-WA-__ (Wood Finish)	Wood Arm Caps	553	568	586	595	610	642	674	705	670	586
657-CHR-UA-__ (Wood Finish)	Upholstered Arm Caps	567	581	599	608	624	655	687	719	683	599
657-BL-NA-__ (Wood Finish)	No Arms	487	501	520	528	544	575	607	639	603	520
657-BL-WA-__ (Wood Finish)	Wood Arm Caps	548	563	581	590	605	636	669	700	665	581
657-BL-UA-__ (Wood Finish)	Upholstered Arm Caps	562	576	595	603	619	650	682	713	678	595

COM/Grade A Grade B Grade C Grade D Grade E Grade F Grade G Grade H Leather COL



Cove with Lines and Seat Pad
Chrome or Black

658-CHR-NA-__ (Wood Finish)	No Arms	512	526	544	553	569	600	632	664	628	544
658-CHR-WA-__ (Wood Finish)	Wood Arm Caps	560	573	592	601	617	648	680	711	676	592
658-CHR-UA-__ (Wood Finish)	Upholstered Arm Caps	573	587	605	615	630	37	694	725	690	605
658-BL-NA-__ (Wood Finish)	No Arms	487	501	520	528	544	575	607	639	603	520
658-BL-WA-__ (Wood Finish)	Wood Arm Caps	554	569	588	596	612	643	675	706	671	588
658-BL-UA-__ (Wood Finish)	Upholstered Arm Caps	568	582	601	609	625	656	688	720	684	601



Cove with Seat & Back Pad
Chrome or Black

659-CHR-NA-__ (Wood Finish)	No Arms	572	586	604	613	629	660	692	724	745	604
659-CHR-WA-__ (Wood Finish)	Wood Arm Caps	612	625	644	652	669	700	731	763	784	644
659-CHR-UA-__ (Wood Finish)	Upholstered Arm Caps	617	631	650	658	674	705	737	769	789	650
659-BL-NA-__ (Wood Finish)	No Arms	553	567	586	594	610	642	673	705	726	586
659-BL-WA-__ (Wood Finish)	Wood Arm Caps	606	621	640	648	664	695	727	758	779	640
659-BL-UA-__ (Wood Finish)	Upholstered Arm Caps	612	626	645	653	669	701	732	763	784	645

Leather Pricing

Leather Prices published in this Price Book are for our Stock Leather "MAMMUT" by Wollsdorf Leather in the colors
 250599 Black
 251938 Saddle
 253272 Chestnut
 250519 Pewter
 252004 Charcoal

Other leathers can be quoted by Customer Service

sourceinternationaldesign.com

Source International
17 Gilmore Drive
Sutton, MA 01590

SOURCE