

ABC O PRICE GUIDE

March 2017

TABLE OF CONTENTS

TABLES

Conference Tables	3-8
Traditional Tables	9
Multipurpose Tops & Bases Training/Conference Accessories	10-14
Utility Tables.....	15-17
Next Generation®	18-25

DIMENSIONS & SPACE REQUIREMENTS INDEX	26-27
---	-------

GENERAL PRODUCT INFORMATION.....	28-29
----------------------------------	-------

TERMS AND CONDITIONS/ WARRANTY.....	30-31
-------------------------------------	-------

CONFERENCE TABLES

Build the perfect table for your space in a few simple steps. Pick a top size and shape. Choose an edge profile. Pick a base style then select the finishes. Our tops and bases give you the flexibility to create the right table everyday. Our tables are customizable, complete with all the shapes, sizes, colors, and finish options you need.

Sometimes the sort of decision-making and idea-growing you need calls for convening a larger collection of creative minds. Our tables wear that long and sleek look well. They're also ready to bring a certain formality and weight to executive boardrooms. Just say the word. When you want to bring together a more intimate

group for meaningful conversation and planning, a smaller table is better. Our tables not only scale up or down in size, they consistently look great, no matter what the dimensions.

Conference Tables

CONSTRUCTION/FEATURES

- 1¼" thick high pressure laminate top
- 3mm or self edge; and single groove, smooth or fluted T-mold edge; and black gloss bullnose
- 1¼" thick high pressure laminate, metal or plinth bases

MODEL NUMBER BUILD

<u>CRTTS 48144</u>	<u>Empire Mahogany</u>	<u>3MM</u>	<u>Empire Mahogany</u>	<u>S "Slab"</u>	<u>Empire Mahogany</u>	OR	<u>Black</u>
1. Top Model #	2.	3.	4.	5. Base	6.		7.

SPECIFY

1. Top Model Number
2. Top Color
3. Edge Type
4. Edge Color
5. Base
6. Base Color for Laminated Bases
7. Base Finish for H and Designer Bases

2. TOP COLOR

Black
Bronze Legacy
Dove Grey
Empire Mahogany
Evening Tigris
Fusion Maple
Golden Oak
Graphite Nebula
Grey Nebula
Huntington Maple
Khaki
Montana Walnut
Monticello Maple
Natural Pear
Pewter Brush
Silicon Ev
Slate Grey
Titanium Ev
Versailles Anigre
Wild Cherry

3. & 4. EDGE TYPE AND COLOR

FLUTED AND SINGLE GROOVE
T-MOLD
Black
Bronze Legacy
Dove Grey
Khaki
Slate Grey

SMOOTH T-MOLD
Black
Dove Grey
Empire Mahogany
Golden Oak
Khaki
Montana Walnut
Slate Grey
Wild Cherry

6. BASE COLOR FOR LAMINATED BASES

Black
Bronze Legacy
Dove Grey
Empire Mahogany
Evening Tigris
Fusion Maple
Golden Oak
Graphite Nebula
Grey Nebula
Huntington Maple
Khaki
Montana Walnut
Monticello Maple
Huntington Maple
Khaki
Montana Walnut
Monticello Maple
Natural Pear
Pewter Brush
Silicon Ev
Slate Grey
Titanium Ev
Versailles Anigre
Wild Cherry










7. BASE FINISH FOR H AND DESIGNER BASES

Black
Brown
Dove Grey
Khaki
Putty
Silver
Slate Grey

BULLNOSE
Black

CONFERENCE TABLES




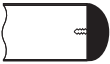
Top Shape, Size, Edge Treatment and Power Options

									
		TOTAL WT.	TOTAL WT. (W/STRETCHERS)	CUBIC FT.	MODEL NUMBER	AVAILABLE POWER	T LIST PRICE	F LIST PRICE	
ROUND		42" dia	50	NA	3.4	C RD 42	NA	\$ 422	\$ 422
		48" dia	64	NA	4.3	C RD 48	NA	438	438
		60" dia	99	NA	6.7	C RD 60	NA	588	588
SQUARE		42" x 42"	61	NA	3.4	C SQ 42	NA	296	296
		48" x 48"	78	NA	4.3	C SQ 48	NA	339	339
		60" x 60"	121	NA	6.7	C SQ 60	NA	495	495
RECTANGLE		36" x 72"	91	97	4.8	C RT 3672	P1	411	411
		36" x 96"	123	132	7.3	C RT 3696	P1 or P2	645	645
		40" x 84"	121	126	7.1	C RT 4084	P1 or P2	656	656
		44" x 96"	151	160	8.6	C RT 4496	P1 or P2	753	753
		44" x 108"	170	180	10.2	CRT 44108	P1 or P2	852	852
		46" x 120"	197	207	13.6	C RT 46120	P1 or P2	872	872
		48" x 144"	242	256	17.0	C RT 48144	P1 or P2	1089	1089
		48" x 144" (2 section)	251	263	17.2	CRTTS 48144	P2	NA	NA
		48" x 168" (2 section)	294	304	22.6	CRTTS 48168	P2	NA	NA
		48" x 192" (2 section)	334	352	22.6	CRTTS 48192	P2	NA	NA
		48" x 216" (2 section)	374	394	25.4	CRTTS 48216	P2	NA	NA
OVAL		36" x 72"	81	87	4.8	C OV 3672	P1	435	435
		40" x 84"	108	113	7.1	C OV 4084	P1	670	670
		44" x 96"	135	144	8.5	C OV 4496	P1 or P2	773	773
		44" x 108"	154	164	10.2	C OV 44108	P1 or P2	868	868
		46" x 120"	179	189	13.6	C OV 46120	P1 or P2	1089	1089
		48" x 144"	222	236	17.0	C OV 48144	P1 or P2	1111	1111
		48" x 144" (2 section)	231	243	17.2	C OVTS 48144	P2	NA	NA
		48" x 168" (2 section)	274	284	22.6	C OVTS 48168	P2	NA	NA
		48" x 192" (2 section)	313	331	22.6	C OVTS 48192	P2	NA	NA
48" x 216" (2 section)	352	372	25.4	C OVTS 48216	P2	NA	NA		
BOAT		36" x 72"	85	91	4.8	C BT 3672	P1	414	414
		40" x 84"	112	117	7.1	C BT 4084	P1	662	662
		44" x 96"	140	149	8.5	C BT 4496	P1 or P2	746	746
		44" x 108"	159	169	10.2	C BT 44108	P1 or P2	843	843
		46" x 120"	184	194	13.6	C BT 46120	P1 or P2	863	863
		48" x 144"	226	240	17.0	C BT 48144	P1 or P2	1077	1077
		48" x 144" (2 section)	235	247	17.2	C BTTS 48144	P2	NA	NA
		48" x 168" (2 section)	277	287	22.6	C BTTS 48168	P2	NA	NA
		48" x 192" (2 section)	314	332	22.6	C BTTS 48192	P2	NA	NA
48" x 216" (2 section)	354	374	25.4	C BTTS 48216	P2	NA	NA		
PRESENTATION		46" x 72"	99	105	7.2	C PR 4672	P1	552	552
		46" x 96"	132	141	10.9	C PR 4696	P1 or P2	714	714
		48" x 120"	174	184	14.1	C PR 48120	P1 or P2	830	830
		54" x 144"	207	221	18.9	C PR 54144	P1 or P2	1130	1130
BREAK OUT		40" x 72"	86	92	6.3	C BO 4072	P1	538	538
		46" x 96"	131	140	10.9	C BO 4696	P1 or P2	693	693
		48" x 120"	167	177	14.1	C BO 48120	P1 or P2	805	805
		54" x 144"	216	230	18.9	C BO 54144	P1 or P2	1096	1096

Round and square tables do not include stretchers.

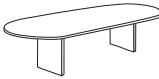








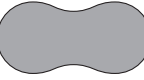
CONFERENCE TABLES

Top Shape, Size, Edge Treatment and Power Options

					
SINGLE GROOVE T-MOLD	3MM	MATCHING PVC	BULLNOSE		
S LIST PRICE	M LIST PRICE	E LIST PRICE	B LIST PRICE		
\$ 422	\$ 422	\$ 422	\$ 286	42" dia	ROUND
438	438	438	341	48" dia	
588	588	588	502	60" dia	
296	296	296	NA	42" x 42"	SQUARE
339	339	339	NA	48" x 48"	
495	495	495	NA	60" x 60"	
411	411	411	NA	36" x 72"	RECTANGLE
645	645	645	NA	36" x 96"	
656	656	656	NA	40" x 84"	
753	753	753	NA	44" x 96"	
852	NA	852	NA	44" x 108"	
872	NA	872	NA	46" x 120"	
1089	NA	1089	NA	48" x 144"	
NA	NA	1321	NA	48" x 144" (2 section)	
NA	NA	1415	NA	48" x 168" (2 section)	
NA	NA	1493	NA	48" x 192" (2 section)	
NA	NA	1650	NA	48" x 216" (2 section)	
435	435	435	422	36" x 72"	OVAL
670	670	670	676	40" x 84"	
773	773	773	746	44" x 96"	
868	NA	868	878	44" x 108"	
1089	NA	1089	1098	46" x 120"	
1111	NA	1111	1122	48" x 144"	
NA	NA	1346	NA	48" x 144" (2 section)	
NA	NA	1445	NA	48" x 168" (2 section)	
NA	NA	1524	NA	48" x 192" (2 section)	
NA	NA	1685	NA	48" x 216" (2 section)	
414	414	414	NA	36" x 72"	BOAT
662	662	662	NA	40" x 84"	
746	746	746	NA	44" x 96"	
843	NA	843	NA	44" x 108"	
863	NA	863	NA	46" x 120"	
1077	NA	1077	NA	48" x 144"	
NA	NA	1306	NA	48" x 144" (2 section)	
NA	NA	1402	NA	48" x 168" (2 section)	
NA	NA	1479	NA	48" x 192" (2 section)	
NA	NA	1035	NA	48" x 216" (2 section)	
552	552	552	NA	46" x 72"	PRESENTATION
714	714	714	NA	46" x 96"	
830	NA	830	NA	48" x 120"	
1130	NA	1130	NA	54" x 144"	
538	538	538	NA	39¾" x 71¾"	BREAK OUT
693	693	693	NA	46" x 96"	
805	NA	805	NA	48" x 120"	
1096	NA	1096	NA	54" x 144"	






CONFERENCE TABLES

Base Styles

			LAMINATED SLAB			
						
			S LIST PRICE	C LIST PRICE	CP LIST PRICE	
		MODEL NUMBER				
ROUND		42" dia	C RD 42	NA	NA	NA
		48" dia	C RD 48	NA	NA	NA
		60" dia	C RD 60	NA	NA	NA
SQUARE		42" x 42"	C SQ 42	NA	NA	NA
		48" x 48"	C SQ 48	NA	NA	NA
		60" x 60"	C SQ 60	NA	NA	NA
RECTANGLE		36" x 72"	C RT 3672	\$ 455	\$ 541	\$ 571
		36" x 96"	C RT 3696	476	560	592
		40" x 84"	C RT 4084	476	560	592
		44" x 96"	C RT 4496	476	560	592
		44" x 108"	C RT 44108	476	560	592
		46" x 120"	C RT 46120	476	560	592
		48" x 144"	C RT 48144	476	560	592
		48" x 144" (2 section)	CRTTS 48144	908	1082	1142
		48" x 168" (2 section)	CRTTS 48168	908	1082	1142
		48" x 192" (2 section)	CRTTS 48192	908	1082	1142
		48" x 216" (2 section)	CRTTS 48216	908	1082	1142
OVAL		36" x 72"	C OV 3672	455	541	571
		40" x 84"	C OV 4084	476	560	592
		44" x 96"	C OV 4496	476	560	592
		44" x 108"	C OV 44108	476	560	592
		46" x 120"	C OV 46120	476	560	592
		48" x 144"	C OV 48144	476	560	592
		48" x 144" (2 section)	C OVTS 48144	908	1082	1142
		48" x 168" (2 section)	C OVTS 48168	908	1082	1142
		48" x 192" (2 section)	C OVTS 48192	908	1082	1142
48" x 216" (2 section)	C OVTS 48216	908	1082	1142		
BOAT		36" x 72"	C BT 3672	455	541	571
		40" x 84"	C BT 4084	476	560	592
		44" x 96"	C BT 4496	476	560	592
		44" x 108"	C BT 44108	476	560	592
		46" x 120"	C BT 46120	476	560	592
		48" x 144"	C BT 48144	476	560	592
		48" x 144" (2 section)	C BTTS 48144	908	1082	1142
		48" x 168" (2 section)	C BTTS 48168	908	1082	1142
		48" x 192" (2 section)	C BTTS 48192	908	1082	1142
48" x 216" (2 section)	C BTTS 48216	908	1082	1142		
PRESENTATION		46" x 72"	C PR 4672	455	560	592
		46" x 96"	C PR 4696	476	560	592
		48" x 120"	C PR 48120	476	560	592
		54" x 144"	C PR 54144	476	560	592
BREAK OUT		39¾" x 71¾"	C BO 4072	455	560	592
		46" x 96"	C BO 4696	476	560	592
		48" x 120"	C BO 48120	476	560	592
		54" x 144"	C BO 54144	476	560	592

CONFERENCE TABLES

Base Styles

LAMINATED X		METAL H	METAL POST	METAL X			
 X-BASE	 BULLNOSE X-BASE	 H-BASE	 DESIGNER	 5-COLUMN X-BASE			
X LIST PRICE	BX LIST PRICE	H LIST PRICE	D LIST PRICE	HB36 LIST PRICE			
\$ 313	\$ 341	NA	\$ 684	NA	42" dia	ROUND	
313	341	NA	684	\$ 1154	48" dia		
359	365	NA	873	1154	60" dia		
313	NA	NA	684	NA	42" x 42"	SQUARE	
313	NA	NA	684	1154	48" x 48"		
NA	NA	NA	684	1154	60" x 60"		
NA	NA	\$ 362	\$ 684	NA	36" x 72"	RECTANGLE	
NA	NA	362	684	NA	36" x 96"		
NA	NA	362	684	NA	40" x 84"		
NA	NA	362	684	NA	44" x 96"		
NA	NA	568	1035	NA	44" x 108"		
NA	NA	568	1035	NA	46" x 120"		
NA	NA	568	1035	NA	48" x 144"		
NA	NA	725	1368	NA	48" x 144" (2 section)		
NA	NA	725	1368	NA	48" x 168" (2 section)		
NA	NA	725	1368	NA	48" x 192" (2 section)		
NA	NA	1137	1368	NA	48" x 216" (2 section)		
NA	NA	362	684	NA	36" x 72"		OVAL
NA	NA	362	684	NA	40" x 84"		
NA	NA	362	1035	NA	44" x 96"		
NA	NA	362	1035	NA	46" x 108"		
NA	NA	568	1035	NA	46" x 120"		
NA	NA	568	1035	NA	48" x 144"		
NA	NA	725	1368	NA	48" x 144" (2 section)		
NA	NA	725	1368	NA	48" x 168" (2 section)		
NA	NA	725	1368	NA	48" x 192" (2 section)		
NA	NA	1138	1368	NA	48" x 216" (2 section)		
NA	NA	362	684	NA	36" x 72"	BOAT	
NA	NA	362	684	NA	40" x 84"		
NA	NA	362	1035	NA	44" x 96"		
NA	NA	568	1035	NA	44" x 108"		
NA	NA	568	1035	NA	46" x 120"		
NA	NA	568	1035	NA	48" x 144"		
NA	NA	725	1368	NA	48" x 144" (2 section)		
NA	NA	725	1368	NA	48" x 168" (2 section)		
NA	NA	725	1368	NA	48" x 192" (2 section)		
NA	NA	1138	1368	NA	48" x 216" (2 section)		
NA	NA	362	684	NA	46" x 72"	PRESENTATION	
NA	NA	362	684	NA	46" x 96"		
NA	NA	568	1035	NA	48" x 120"		
NA	NA	568	1035	NA	54" x 144"		
NA	NA	362	684	NA	39¾" x 71¾"	BREAK OUT	
NA	NA	362	684	NA	46" x 96"		
NA	NA	568	1035	NA	48" x 120"		
NA	NA	568	1035	NA	54" x 144"		

CONFERENCE TABLES

Conference Bases and Power/Communication

WEIGHTS AND CUBES

BASES	SHIPPING WEIGHT	CUBE
SLAB – Pair	60	2.5
CURVE – Pair	43	5.1
CURVE w/PLINTH – Pair	45	5.1
X-BASE, SMALL – Pair	48	2.5
X-BASE, LARGE – Pair	56	3.1
H-BASE – Pair	32	4.5
H-BASE – Three (2 cartons)	48	6.7
DESIGNER POST – Pair	17	2.0
DESIGNER POST – Set of 4	30	4.0
HBC 36 – Each	52	3.9

Note: Includes Packaging Materials

POWER/COMMUNICATION MODULES FOR SMART CONFERENCE TABLES®

CONSTRUCTION/FEATURES

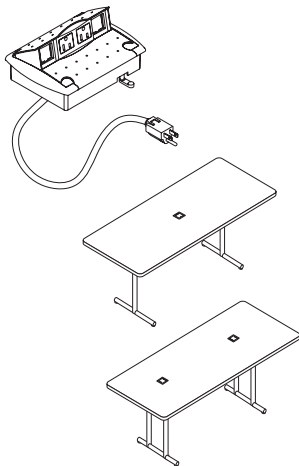
- One-touch to open and close
- 2 simplex with 6' cord
- 2 voice/data ports, & adapter kit to accept couplers and jacks sold separately. UL/CUL listed
- Module runs parallel to width of tables
- Black textured plastic
- 36" x 72" tables use 1 module, 44" x 96" tables use 1 or 2 modules

SPECIFY with Conference Table

1. For 1 module +\$206 add "P1" after model #
2. For 2 modules +\$411 add "P2" after model #

SPECIFY for separate purchase

1. Model Number



MODEL NUMBER

SPOWER

SPOWER (2 modules)

LIST PRICE

\$206

\$411

TRADITIONAL TABLES

Add a traditional touch to any conference room at an affordable price. The shaped wood edge adds warmth to each table and the high gloss laminate top gives durability.

Rectangular tables are on profiled wood trimmed laminate bases and the round tables rest on a four-legged, solid resin Duncan Phyffe base.

MODEL NUMBER BUILD

TRAD R42 Empire Mahogany

1. Model # 2.

SPECIFY

1. Model Number
2. Top and Base Color

2. TOP COLOR

Empire Mahogany
Montana Walnut

Traditional Tables

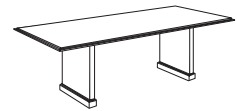
CONSTRUCTION/FEATURES

- 1/4" thick high pressure gloss laminate top
- Traditional style molded wood edge
- Profiled plinth bases
- Black stretcher stabilizer system
- Round top has injection molded Duncan Phyffe base
- Leveling glides


SPECIFY

1. Model Number
2. Color

MODEL NUMBER	DIMENSIONS D" X W" X H"	TOTAL WT.	CUBIC FEET	LIST PRICE
TRAD 6	36 x 72 x 29	200	15.0	\$ 1422
TRAD 8	44 x 96 x 29	300	20.0	1658
TRAD 10	44 x 120 x 29	375	25.0	2403
TRAD R42	42" Diameter	90	5.5	1046
TRAD R48	48" Diameter	110	6.5	1210



TRAD



TRAD R

MULTIPURPOSE TOPS AND BASES

Tables from the Multipurpose Table Series are available in a variety of shapes, base styles, colors, paint finishes and edge options. These tables fit anywhere and provide support for your printers, scanners and even newer technologies. Tables holding equipment and supplies need to

withstand a lot of wear and tear and the Multipurpose Table Series is built to take it. High-grade components, durable surfaces and tough epoxy finishes combine to make a table that can take the abuse and still look good.

MODEL NUMBER BUILD

H RT2436 Empire Mahogany 3MM Empire Mahogany Black
 1. Model # 2. 3. 4. 5.

SPECIFY

1. Model Number
2. Top Color
3. Edge Type
4. Edge Color
5. Base Finish

2. TOP COLOR

Black
 Bronze Legacy
 Dove Grey
 Empire Mahogany
 Evening Tigris
 Fusion Maple
 Golden Oak
 Graphite Nebula
 Grey Nebula
 Huntington Maple
 Khaki
 Montana Walnut
 Monticello Maple
 Natural Pear
 Pewter Brush
 Silicon Ev
 Slate Grey
 Titanium Ev
 Versailles Anigre
 Wild Cherry

3. & 4. EDGE TYPE AND COLOR

SMOOTH FLUTED T-MOLD
 T-MOLD Black
 Black Dove Grey
 Black Khaki
 Dove Grey Slate Grey
 Empire Mahogany
 Golden Oak
 Khaki SINGLE GROOVE
 Montana Walnut T-MOLD
 Slate Grey Black
 Wild Cherry Dove Grey
 Khaki
 Slate Grey
 MATCHING PVC
 Black
 Bronze Legacy
 Dove Grey
 Empire Mahogany
 Evening Tigris
 Fusion Maple
 Golden Oak
 Graphite Nebula
 Grey Nebula
 Huntington Maple
 Khaki
 Montana Walnut
 Monticello Maple
 Natural Pear
 Pewter Brush
 Silicon Ev
 Slate Grey
 Titanium Ev
 Versailles Anigre
 Wild Cherry

5. BASE FINISH

Black
 Brown
 Dove Grey
 Khaki
 Putty
 Silver
 Slate Grey
 Bronze Legacy
 Dove Grey
 Empire Mahogany
 Evening Tigris
 Fusion Maple
 Golden Oak
 Graphite Nebula
 Grey Nebula
 Huntington Maple
 Khaki
 Montana Walnut
 Monticello Maple
 Natural Pear
 Pewter Brush
 Silicon Ev
 Slate Grey
 Titanium Ev
 Versailles Anigre
 Wild Cherry
 BULLNOSE
 (available on round
 and oval tables only)
 Black

MULTIPURPOSE TOPS AND BASES Tops

CONSTRUCTION/FEATURES

- 1/4" thick high pressure laminate top with backer
- Straight corner edges: 3mm or matching PVC
- Radiused corner edges: single groove, smooth or fluted T-mold edge
- Bullnose edges: black gloss on round & oval tops only
- 60"-96" lengths use 1" x 1" metal support bar on rectangular, oval & boat tops
- UPSable (shown with *)

OPTIONS

- Grommets – 2 1/4" x 4 1/4" placed 4" from rear, only on rectangular tops, 2" from left/right edge, (+\$41) place a "G" after model #

SPECIFY

1. Model Number
2. Top Color
3. Edge Type & Color
4. Options
5. Base Model (next pages)

Multipurpose Tops

MODEL NUMBER	NOMINAL DIM.	BASE STYLE OPTIONS (# BASE(S) REQ.)	TOTAL WT.	CUBIC FEET	MATCHING PVC, FLUTED T-MOLD OR SINGLE			
					SMOOTH T-MOLD	GROOVE T-MOLD	3MM	BULLNOSE
Square Topss								
H SQ30*	30 x 30	10	33	1.9	243	243	243	NA
H SQ36	36 x 36	10, 11	47	2.6	282	282	282	NA
H SQ42	42 x 42	11	55	3.4	355	355	355	NA
H SQ48	48 x 48	12	70	4.3	373	373	373	NA
H SQ60	60 x 60	12	115	6.7	599	599	599	NA
Round Tops								
H RD30*	30" Dia.	10	27	1.9	243	243	243	321
H RD36	36" Dia.	10, 11	39	2.6	282	282	282	354
H RD42	42" Dia.	11	45	3.4	355	355	355	408
H RD48	48" Dia.	12	55	4.3	373	373	373	426
H RD60	60" Dia.	12	95	6.7	599	599	599	681
Rectangular Tops								
H RT1848	18 X 48	23(2), 28(4)	28	1.7	313	313	313	NA
H RT1860	18 X 60	23(2), 28(4)	35	2.2	323	323	323	NA
H RT1872	18 x 72	23(2), 28(4)	42	2.6	365	365	365	NA
H RT2436	24 x 36	10, 22(2), 23(2), 24(2), 27(2), 28(4)	30	1.7	243	243	243	NA
H RT2442	24 x 42	11, 21(2), 22(2), 23(2), 24(2), 27(2), 28(4)	33	2.1	285	285	285	NA
H RT2448	24 x 48	21(2), 22(2), 23(2), 24(2), 27(2), 28(4)	35	2.1	323	323	323	NA
H RT2454	24 x 54	21(2), 22(2), 23(2), 24(2), 27(2), 28(4)	40	2.7	337	337	337	NA
H RT2460	24 x 60	21(2), 22(2), 23(2), 24(2), 27(2), 28(4)	45	2.7	351	351	351	NA
H RT2472	24 x 72	21(2), 22(2), 23(2), 24(2), 27(2), 28(4)	55	3.3	373	373	373	NA
H RT2496	24 x 96	21(3), 22(3), 23(3), 24(3), 27(3)	70	4.3	490	490	490	NA
H RT3036	30 x 36	20(2), 21(2), 22(2), 23(2), 24(2), 27(2), 28(4)	35	2.0	256	256	256	NA



MULTIPURPOSE TOPS AND BASES Tops

Multipurpose Tops

MODEL NUMBER	NOMINAL DIM.	BASE STYLE OPTIONS (# BASE(S) REQ.)	TOTAL WT.	CUBIC FEET	MATCHING PVC, FLUTED T-MOLD OR SINGLE GROOVE		3MM	BULLNOSE
					SMOOTH T-MOLD	T-MOLD		
Rectangular Tops								
H RT3042	30 x 42	11, 21(2), 22(2), 23(2), 24(2), 27(2), 28(4)	40	2.7	\$ 293	\$ 293	\$ 293	NA
H RT3048	30 x 48	12, 21(2), 22(2), 23(2), 24(2), 27(2), 28(4)	45	2.7	331	331	331	NA
H RT3054	30 x 54	21(2), 22(2), 23(2), 24(2), 27(2), 28(4)	50	3.3	358	358	358	NA
H RT3060	30 x 60	21(2), 22(2), 23(2), 24(2), 27(2), 28(4)	55	3.3	383	383	383	NA
H RT3072	30 x 72	21(2), 22(2), 23(2), 24(2), 27(2)	70	4.0	433	433	433	NA
H RT3096	30 x 96	21(3), 27(3)	90	5.3	544	544	544	NA
H RT3648	36 x 48	21(2), 25(2), 27(2), 28(4)	55	3.2	445	445	445	NA
H RT3660	36 x 60	21(2), 25(2), 27(2)	70	4.0	490	490	490	NA
H RT3672	36 x 72	21(2), 25(2), 27(2)	80	4.8	527	527	527	NA
H RT3696	36 x 96	21(3), 25(3), 27(3)	110	8.6	805	805	805	NA
H RT4496	44 x 96	20(3), 25(3), 26(3)	216	10.9	893	893	893	NA
Oval Tops								
H OV3672	36 x 72	21(2), 25(2)	80	4.8	527	527	527	578
H OV4496	44 x 96	20(3), 26(3)	216	10.9	893	893	893	982
Boat Shaped Tops								
H BS3672	36 x 72	21(2), 25(2)	84	4.8	483	483	NA	NA
H BS4496	44 x 96	26(3)	216	10.9	821	821	NA	NA



MULTIPURPOSE TOPS AND BASES Bases



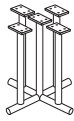





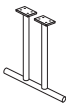
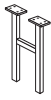

CONSTRUCTION/FEATURES

- Bases finishes: textured paint, polished chrome or powder coated paint
- Leveling glides
- Tops sold separately

SPECIFY

1. Model Number
2. Base Finish
3. Tops Model Number (last 2 pages)

Multipurpose Bases (use with Square, Round, Rectangular, Oval & Boat Tops)

BASE STYLES	10	11	12	21	22	23	24	25
								
MODEL	HBA 26	HBB 30	HBC 36	HTBASET 24	HATBASE 22	HBD 18	HBE 22	HBF 30
BASE SPREAD	26	30	36	24	22	18	22	30
CHROME	\$637	\$684	\$1429	\$360	NA	\$300	\$330	\$390
				Black and Chrome Only				
PAINTED	\$476	\$502	\$1077	\$207	\$490	\$145	\$174	\$230
WEIGHT	17	19	52	15	15	15	20	25
CUBIC FEET	3.9	3.9	3.9	1.1	2.5	3.4	3.4	4.7
HEIGHT	28½	28½	28½	27¾	27¾ – 39¾	27¾	27¾	27¾
				2 per table required. Price is for one base only.	2 per table required. Price is for one base only.	Adjustable Height priced each.	2 per table required. Price is for one base only.	2 per table required. Price is for one base only.
BASE STYLES	26	27	28					
								
MODEL	HBG 36	HBH 20	HPENPOST 9					
BASE SPREAD	36	20	3					
CHROME	\$406	NA	NA					
PAINTED	\$292	\$147	\$114					
WEIGHT	30	20	7					
CUBIC FEET	5.2	4.0	0.3					
HEIGHT	27¾	27¾	27½					
	2 per table required. Price is for one base only.	2 per table required. Price is for one base only.						

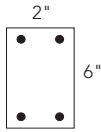
MULTIPURPOSE TOPS AND BASES Bases

Multipurpose Bases

FLAT BRACKET

SPECIFY

1. Model Number
2. Top Color

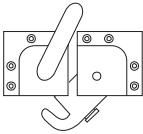


MODEL NUMBER	DIMENSIONS W X H	TOTAL WT.	LIST PRICE
FBRACKET*	6" x 2"	0.5	\$ 26

LEVEL LOCK

SPECIFY

1. Model Number



MODEL NUMBER	LIST PRICE
LLOCK	\$ 79

Note: All Multipurpose bases are UPSable

UTILITY TABLES

Functional and versatile, utility tables are the go anywhere solution. High pressure tops in either self edge or vinyl T-mold edge. Legs can be done in chrome or powder coat paint for a lasting, durable finish. Apron in powder coat paint only.

When a sturdy, dependable table is needed at a good price, the Utility Table series is the answer.

MODEL NUMBER BUILD

UTM 2436	Empire Mahogany	Smooth T-Mold	Empire Mahogany	Black	Black
1. Model #	2.	3.	4.	5.	6.

SPECIFY	2. TOP COLOR	3. & 4. EDGE TYPE AND COLOR		5. APRON FINISH	6. LEG FINISH
1. Model Number	Black Bronze Legacy	UTM SERIES	UM SERIES	Black Brown	Black Brown
2. Top Color	Dove Grey Empire Mahogany	SMOOTH T-MOLD	MATCHING PVC	Dove Grey Khaki	Chrome Dove Grey
3. Edge Type	Evening Tigris Fusion Maple	Black Dove Grey	Black Bronze Legacy	Putty Silver	Khaki Putty
4. Edge Color	Golden Oak Graphite Nebula	Empire Mahogany Golden Oak	Dove Grey Empire Mahogany	Slate Grey	Silver
5. Apron Finish	Grey Nebula Huntington Maple	Khaki Montana Walnut	Evening Tigris Fusion Maple		Slate Grey
6. Base Finish	Khaki Montana Walnut	Slate Grey Wild Cherry	Golden Oak Graphite Nebula		
	Monticello Maple	FLUTED T-MOLD (10% UPCHARGE)	Grey Nebula Huntington Maple		
	Natural Pear	Black	Khaki		
	Pewter Brush	Dove Grey	Montana Walnut		
	Silicon Ev	Khaki	Monticello Maple		
	Slate Grey	Slate Grey	Natural Pear		
	Titanium Ev		Pewter Brush		
	Versailles Anigre		Silicon Ev		
	Wild Cherry		Slate Grey		
			Titanium Ev		
			Versailles Anigre		
			Wild Cherry		

UTILITY TABLES

Utility Metal Table (Matching PVC Edge)

CONSTRUCTION/FEATURES

- 1¼" thick high pressure laminate top with PVC edge
- 3" powdered coated apron
- 1¼" square legs – polished chrome or powder coated paint
- Leveling glides

SPECIFY

1. Model Number
2. Top Color
3. Edge Color
4. Apron Finish
4. Base Finish
5. Options



MODEL NUMBER	NOMINAL DIM.			TOTAL WT.	CUBIC FEET	LIST PRICE
	D	W	H			
UM 2040	20	40	29	39	2.5	\$ 317
UM 2060	20	60	29	54	3.5	348
UM 2436	24	36	29	41	2.5	348
UM 2448	24	48	29	52	3.0	351
UM 2454	24	54	29	59	3.5	360
UM 2460	24	60	29	65	4.0	376
UM 2472	24	72	29	73	5.8	466
UM 3036	30	36	29	52	3.0	365
UM 3048	30	48	29	65	4.0	383
UM 3060	30	60	29	79	5.0	399
UM 3072	30	72	29	93	5.5	497
UM 3096	30	96	29	118	7.0	793
UM 3672	36	72	29	109	6.0	527
UM 3696	36	96	29	138	9.0	914
UM 4848	48	48	29	91	6.0	557

UTILITY TABLES

Utility Metal Table (T-Mold Edge)

CONSTRUCTION/FEATURES

- 1¼" thick high pressure laminate top with T-mold edge, radiused corners
- 3" metal powdered coated apron
- 1¼" - square legs - polished chrome or powder coated paint
- Leveling glides

SPECIFY

1. Model Number
2. Top Color
3. Edge Color
4. Apron Finish
5. Base Finish
6. Options

MODEL NUMBER	NOMINAL DIM.			TOTAL WT.	CUBIC FEET	T-MOLD LIST PRICE
	D	W	H			
UTM 2040	20	40	29	39	2.5	\$ 297
UTM 2060	20	60	29	54	3.5	331
UTM 2436	24	36	29	41	2.5	331
UTM 2448	24	48	29	52	3.0	336
UTM 2454	24	54	29	59	3.5	341
UTM 2460	24	60	29	65	4.0	357
UTM 2472	24	72	29	73	5.8	447
UTM 3036	30	36	29	52	3.0	348
UTM 3048	30	48	29	65	4.0	364
UTM 3060	30	60	29	79	5.0	380
UTM 3072	30	72	29	93	5.5	471
UTM 3096	30	96	29	118	7.0	830
UTM 3672	36	72	29	109	6.0	499
UTM 3696	36	96	29	138	9.0	923
UTM 4848	48	48	29	91	6.0	538



NEXT GENERATION®

Choose the Next Generation Series for a freestanding modular furniture solution that supports technology and team interaction with smart design features. This series provides design solutions that are simple to configure, simple to install and easy to maintain.

Corner and connector wedges, as well as square, rectangular and radius shape can be used to create many unique workstations for education. Durable, scratch-resistant surfaces along with epoxy powder coat painted bases stand up to heavy use. Integrated wire management system of

grommets, trays and desk legs conceals cords and cables.

MODEL NUMBER BUILD

NW 18246 Empire Mahogany FLUTED T-MOLD Black Black
 1. Model # 2. 3. 4. 5.

SPECIFY

1. Model Number
2. Top Color
3. Edge Type
4. Edge Color
5. Paint Finish

2. TOP COLOR

- Black
- Bronze Legacy
- Dove Grey
- Empire Mahogany
- Evening Tigris
- Fusion Maple
- Golden Oak
- Graphite Nebula
- Grey Nebula
- Huntington Maple
- Khaki
- Montana Walnut
- Monticello Maple
- Natural Pear
- Pewter Brush
- Silicon Ev
- Slate Grey
- Titanium Ev
- Versailles Anigre
- Wild Cherry

3. & 4. EDGE TYPE AND COLOR

- SMOOTH T-MOLD
- Black
- Dove Grey
- Khaki
- Slate Grey
- FLUTED T-MOLD
- Black
- Dove Grey
- Khaki
- Slate Grey

5. PAINT FINISH

- Black
- Brown
- Dove Grey
- Khaki
- Putty
- Silver
- Slate Grey

NEXT GENERATION®

CONSTRUCTION/FEATURES

- 1/4" thick high-pressure laminate top with smooth or fluted T-mold edge, radiused corners
- Metal base (leg & feet) & modesty panel with powder coated paint finish, Half (connecting 2 workstations) and full (freestanding) feet options
- Vertical & horizontal wire management system: trays and 2 1/4" square surface grommets, 2 1/2" diameter leg & modesty grommets, removable cord cover inserts on leg
- UPSable (shown with *)

OPTIONS

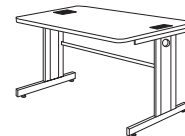
- Adjustable bi-level workstations – 9 1/2" x 22" shelf that tilts
- Connecting flat brackets
- 26 1/2" height available on some models (n/c)
- UPSable with travel pack + \$8 net (place a "TP" after model #)

SPECIFY

1. Model Number
2. Top Color
3. Edge Type & Color
4. Paint Finish
5. Options

Rectangular Table

MODEL NUMBER	NOMINAL DIM.			TOTAL WT.	CUBIC FEET	LIST PRICE
	D	W	H			
NW 18246*	18	24	26 1/2	55	1.5	\$ 506
NW 18306*	18	30	26 1/2	59	2.0	530
NW 18366**	18	36	26 1/2	63	2.5	546
NW 18426**	18	42	26 1/2	67	3.0	600
NW 18486**	18	48	26 1/2	71	3.5	606
NW 18606	18	60	26 1/2	78	4.5	613
NW 18666	18	66	26 1/2	82	5.0	654
NW 18726	18	72	26 1/2	87	5.5	688
NW 24246 (F/H/L/R)*	24	24	26 1/2	60	2.0	510
NW 24306 (F/H/L/R)*	24	30	26 1/2	65	2.5	531
NW 24366 (F/H/L/R)**	24	36	26 1/2	70	3.0	550
NW 24426 (F/H/L/R)**	24	42	26 1/2	75	3.5	606
NW 24486 (F/H/L/R)**	24	48	26 1/2	80	4.0	624
NW 24606 (F/H/L/R)	24	60	26 1/2	100	5.0	651
NW 24666 (F/H/L/R)	24	66	26 1/2	108	5.5	689
NW 24726 (F/H/L/R)	24	72	26 1/2	115	6.0	730
NW 30246 (F/H/L/R)*	30	24	26 1/2	65	2.5	533
NW 30306 (F/H/L/R)*	30	30	26 1/2	70	5.0	562
NW 30366 (F/H/L/R)**	30	36	26 1/2	75	5.0	590
NW 30426 (F/H/L/R)**	30	42	26 1/2	85	5.5	629
NW 30486 (F/H/L/R)**	30	48	26 1/2	90	6.0	636
NW 30606 (F/H/L/R)	30	60	26 1/2	105	6.5	711
NW 30666 (F/H/L/R)	30	66	26 1/2	117	7.0	742
NW 30726 (F/H/L/R)	30	72	26 1/2	130	9.0	770
NW 18249*	18	24	29	55	1.5	511
NW 18309*	18	30	29	59	2.0	538
NW 18369**	18	36	29	63	2.5	560
NW 18429**	18	42	29	67	3.0	610
NW 18489**	18	48	29	71	3.5	617
NW 18609	18	60	29	78	4.5	621
NW 18669	18	66	29	82	5.0	665
NW 18729	18	72	29	87	5.5	700
NW 24249 (F/H/L/R)*	24	24	29	60	2.0	518
NW 24309 (F/H/L/R)*	24	30	29	65	2.5	540
NW 24369 (F/H/L/R)**	24	36	29	70	3.0	562
NW 24429 (F/H/L/R)**	24	42	29	75	3.5	618
NW 24489 (F/H/L/R)**	24	48	29	80	4.0	625
NW 24609 (F/H/L/R)	24	60	29	100	5.0	657
NW 24669 (F/H/L/R)	24	66	29	108	5.5	700
NW 24729 (F/H/L/R)	24	72	29	115	6.0	742
NW 30249 (F/H/L/R)*	30	24	29	65	2.5	543
NW 30309 (F/H/L/R)*	30	30	29	70	5.0	568
NW 30369 (F/H/L/R)**	30	36	29	75	5.0	601
NW 30429 (F/H/L/R)**	30	42	29	85	5.5	643
NW 30489 (F/H/L/R)**	30	48	29	90	6.0	649
NW 30609 (F/H/L/R)	30	60	29	105	6.5	719
NW 30669 (F/H/L/R)	30	66	29	117	7.0	750
NW 30729 (F/H/L/R)	30	72	29	130	9.0	780



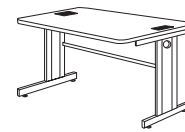
(F) TWO FULL FEET



(H) TWO HALF FEET



(R) RIGHT FULL FOOT



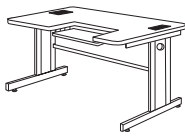
(L) LEFT FULL FOOT

18" Depth Standard With Full Feet Only

On 24" and 30" Depths, Specify:
Two Full Feet (F)
Two Half Feet (H)
Left Full Foot (L)
Right Full Foot (R)

NEXT GENERATION®

Adjustable Bi-Level Table



Specify Adjustable Bi-level

Position:
Left (L) Center (O)
Right (R)

NAB 30369 only available
with center position

MODEL NUMBER	NOMINAL DIM.			TOTAL WT.	CUBIC FEET	LIST PRICE
	D	W	H			
NAB 30369 (F/H/L/R)**	30	36	29	75	5.0	\$ 685
NAB 30429 (F/H/L/R)**	30	42	29	85	5.5	730
NAB 30489 (F/H/L/R)**	30	48	29	90	6.0	736
NAB 30609 (F/H/L/R)	30	60	29	105	6.5	770
NAB 30729 (F/H/L/R)	30	72	29	130	9.0	866

- Adjustable Bi-Level adjusts in 1/2" increments to 2 1/2" below work surface
- Keyboard shelf is 9 1/2" x 22" x 1 1/4" and tilts
- 26 1/2" available for same price as 29" high. When ordering, substitute a 6 for a 9 in the item number.
(EX: NAB 30366F)

ALL REFERENCES TO LEFT OR RIGHT SIDE ARE MADE SEATED USING THE COMPONENT

Straight Corner Table

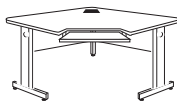


Standard with
half feet only

MODEL NUMBER	D	NOMINAL DIM.		H	TOTAL WT.	CUBIC FEET	LIST PRICE
		W	D				
NCS 18369	18L	36	18R	29	102	5.0	\$ 803
NCS 1836249	18L	36	24R	29	104	5.0	827
NCS 18429	18L	42	18R	29	121	6.0	904
NCS 1842249	18L	42	24R	29	124	6.0	906
NCS 2436189	24L	36	18R	29	104	5.0	827
NCS 24369	24L	36	24R	29	105	5.0	827
NCS 2442189	24L	42	18R	29	124	6.0	906
NCS 24429	24L	42	24R	29	125	6.0	906
NCS 2442309	24L	42	30R	29	130	6.0	983
NCS 24489	24L	48	24R	29	140	7.0	1049
NCS 2448309	24L	48	30R	29	140	7.0	1070
NCS 3042249	30L	42	24R	29	130	6.0	983
NCS 30429	30L	42	30R	29	135	6.0	983
NCS 3048249	30L	48	24R	29	140	7.0	1070
NCS 30489	30L	48	30R	29	145	7.0	1070

- 26 1/2" available for same price as 29" high. When ordering, substitute a 6 for a 9 in the item number
(EX: NCS 2442306)
- Woodgrain laminate direction is diagonal

Straight Corner Adjustable Bi-Level Table

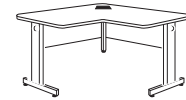


MODEL NUMBER	D	NOMINAL DIM.			TOTAL WT.	CUBIC FEET	LIST PRICE
		W	D	H			
NCSAB 24429	24	42	24	29	125	6.0	\$ 1047
NCSAB 24489	24	48	24	29	135	7.0	1190
NCSAB 30489	30	48	30	29	145	7.0	1211

- Adjustable Bi-Level adjusts in 1/2" increments to 2 1/2" below work surface
- Keyboard shelf is 9 3/4" x 22 1/4" x 1 1/4" and tilts
- 26 1/2" available for same price as 29" high. When ordering, substitute a 6 for a 9 in the item number
(EX: NCSAB 24426)
- Woodgrain laminate direction is diagonal

Radius Corner Table

MODEL NUMBER	D	NOMINAL DIM.		H	TOTAL WT.	CUBIC FEET	LIST PRICE
		W	D				
NCR 18369	18L	36	18R	29	102	5.0	\$ 945
NCR 1836249	18L	36	24R	29	104	5.0	972
NCR 18429	18L	42	18R	29	121	6.0	1022
NCR 1842249	18L	42	24R	29	124	6.0	1049
NCR 2436189	24L	36	18R	29	104	5.0	972
NCR 24369	24L	36	24R	29	105	5.0	972
NCR 2442189	24L	42	18R	29	124	6.0	1049
NCR 24429	24L	42	24R	29	125	6.0	1049
NCR 2442309	24L	42	30R	29	130	6.0	1049
NCR 2448309	24L	48	30R	29	140	7.0	1086
NCR 3042249	30L	42	24R	29	130	6.0	1049
NCR 3048249	30L	48	24R	29	140	7.0	1086
NCR 30489	30L	48	30R	29	145	7.0	1086

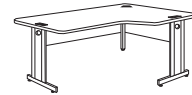
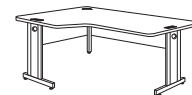


Standard with half feet only

- 26½" available for same price as 29" high. When ordering, substitute a 6 for a 9 in the item number (EX: NCR 24426)
- Woodgrain laminate direction is diagonal

Extended Corner Table

MODEL NUMBER	D	NOMINAL DIM.			H	TOTAL WT.	CUBIC FEET	LIST PRICE
		W	L	D				
NCE 2426029	24	42	60	24	29	150	7.0	\$1272
NCE 2426039	24	42	60	30	29	155	7.0	1272
NCE 2426629	24	42	66	24	29	157	8.0	1289
NCE 2426639	24	42	66	30	29	162	8.0	1289
NCE 2427229	24	42	72	24	29	165	9.0	1308
NCE 2427239	24	42	72	30	29	170	9.0	1308
NCE 2604229	24	60	42	24	29	150	7.0	1272
NCE 2604239	24	60	42	30	29	155	7.0	1272
NCE 2664229	24	66	42	24	29	157	8.0	1289
NCE 2664239	24	66	42	30	29	162	8.0	1289
NCE 2724229	24	72	42	24	29	165	9.0	1308
NCE 2724239	24	72	42	30	29	170	9.0	1308
NCE 3426029	30	42	60	24	29	155	7.0	1272
NCE 3426039	30	42	60	30	29	160	7.0	1272
NCE 3426629	30	42	66	24	29	162	8.0	1289
NCE 3426639	30	42	66	30	29	167	8.0	1289
NCE 3427229	30	42	72	24	29	170	9.0	1308
NCE 3427239	30	42	72	30	29	175	9.0	1308
NCE 3604229	30	60	42	24	29	155	7.0	1272
NCE 3604239	30	60	42	30	29	160	7.0	1272
NCE 3664229	30	66	42	24	29	162	8.0	1289
NCE 3664239	30	66	42	30	29	167	8.0	1289
NCE 3724229	30	72	42	24	29	175	9.0	1308
NCE 3724239	30	72	42	30	29	170	9.0	1308

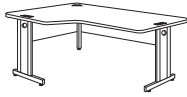


Shown NCE 2724229
Standard with half feet only

- 26½" available for same price as 29" high. When ordering, substitute a 6 for a 9 in the item number. (EX: NCE 3724226)

NEXT GENERATION®

Extended Radius Corner Table



Shown NCER 2427229

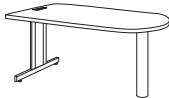


Shown NCER 2724229

MODEL NUMBER	NOMINAL DIM.					TOTAL WT.	CUBIC FEET	LIST PRICE
	D	W	L	D	H			
NCER 2426029	24	42	60	24	29	150	7.0	\$ 1272
NCER 2426039	24	42	60	30	29	155	7.0	1272
NCER 2426629	24	42	66	24	29	157	8.0	1289
NCER 2426639	24	42	66	30	29	162	8.0	1289
NCER 2427229	24	42	72	24	29	165	9.0	1308
NCER 2427239	24	42	72	30	29	170	9.0	1308
NCER 2604229	24	60	42	24	29	150	7.0	1272
NCER 2604239	24	60	42	30	29	155	7.0	1272
NCER 2664229	24	66	42	24	29	157	8.0	1289
NCER 2664239	24	66	42	30	29	162	8.0	1289
NCER 2724229	24	72	42	24	29	165	9.0	1308
NCER 2724239	24	72	42	30	29	170	9.0	1308
NCER 3426029	30	42	60	24	29	155	7.0	1272
NCER 3426039	30	42	60	30	29	160	7.0	1272
NCER 3426629	30	42	66	24	29	162	8.0	1289
NCER 3426639	30	42	66	30	29	167	8.0	1289
NCER 3427229	30	42	72	24	29	170	9.0	1308
NCER 3427239	30	42	72	30	29	175	9.0	1308
NCER 3604229	30	60	42	24	29	155	7.0	1272
NCER 3604239	30	60	42	30	29	160	7.0	1272
NCER 3664229	30	66	42	24	29	162	8.0	1289
NCER 3664239	30	66	42	30	29	167	8.0	1289
NCER 3724229	30	72	42	24	29	170	9.0	1308
NCER 3724239	30	72	42	30	29	175	9.0	1308

- Standard with half feet only
- 26½" available for same price as 29" high. When ordering, substitute a 6 for a 9 in the item number. (EX: NCER 3724226)

Freestanding Peninsula



MODEL NUMBER	NOMINAL DIM.			TOTAL WT.	CUBIC FEET	LIST PRICE
	D	W	H			
NPF 24489	24	48	29	80	5.5	\$ 525
NPF 24609	24	60	29	85	6.0	672
NPF 24669	24	66	29	87	6.3	705
NPF 24729	24	72	29	90	6.5	735
NPF 30489	30	48	29	85	5.5	578
NPF 30609	30	60	29	90	6.0	712
NPF 30669	30	66	29	92	6.3	742
NPF 30729	30	72	29	95	6.5	769

- 26½" available for same price as 29" high. When ordering, substitute a 6 for a 9 in the item number. (EX: NPF 24486)

NEXT GENERATION®

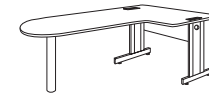
Radius Peninsulas

MODEL NUMBER	D	NOMINAL DIM.			H	TOTAL WT.	CUBIC FEET	LIST PRICE
		W	L	D				
NPR 2L48729	24L	48	72	24	29	175	10.0	\$ 1072
NPR 2R48729	24R	48	72	24	29	175	10.0	1072
NPR 3L48729	30L	48	72	24	29	175	10.0	1093
NPR 3R48729	30R	48	72	24	29	175	10.0	1093

- 26½" available for same price as 29" high. When ordering, substitute a 6 for a 9 in the item number. (EX: NPR 2L48726)



Shown Connecting Left
(NPR 2L48729)

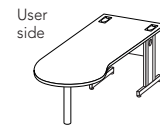


Shown Connecting Right
(NPR 2R48729)

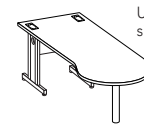
"P" Peninsulas

MODEL NUMBER	D	NOMINAL DIM.		H	TOTAL WT.	CUBIC FEET	LIST PRICE
		W	L				
NPP 2L60369	24	60	29	165	7.0	\$ 1234	
NPP 2R60369	24	60	29	165	7.0	1234	
NPP 2L72369	24	72	29	180	7.5	1272	
NPP 2R72369	24	72	29	180	7.5	1272	
NPP 3L60429	30	60	29	175	8.0	1272	
NPP 3R60429	30	60	29	175	8.0	1272	
NPP 3L72429	30	72	29	190	8.5	1308	
NPP 3R72429	30	72	29	190	8.5	1308	

- Standard with half feet only.
- 26½" available for same price as 29" high. When ordering, substitute a 6 for a 9 in the item number. (EX: NPP 2L60366)



Shown Connecting Left
(NPP 2L60369)



Shown Connecting Right
(NPP 2R60369)

Adaptable Peninsula

MODEL NUMBER	D	NOMINAL DIM.		H	TOTAL WT.	CUBIC FEET	LIST PRICE
		W	L				
NPA 24489	24	48	29	70	5.5	\$ 457	
NPA 24609	24	60	29	75	6.0	459	
NPA 24729	24	72	29	80	7.0	498	
NPA 30489	30	48	29	70	5.5	459	
NPA 30609	30	60	29	75	6.0	498	
NPA 30729	30	72	29	80	7.0	553	

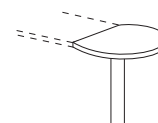
- 26½" available for same price as 29" high. When ordering, substitute a 6 for a 9 in the item number. (EX: NPA 24486)



Mini Conference Tables

MODEL NUMBER	D	NOMINAL DIM.		H	TOTAL WT.	CUBIC FEET	LIST PRICE
		W	L				
NMC 24429	24	42	29	45	4.0	\$ 437	
NMC 30429	30	42	29	45	4.0	471	

- 26½" available for same price as 29" high. When ordering, substitute a 6 for a 9 in the item number. (EX: NMC 24426)



NEXT GENERATION®

90° Wedge



MODEL NUMBER	NOMINAL DIM.		TOTAL WT.	CUBIC FEET	LIST PRICE
	D	W			
NW90 18*	18	18	10	2.0	\$ 147
NW90 24*	24	24	15	2.0	175
NW90 30*	30	30	25	2.5	197

*UPSable

Square Wedge



MODEL NUMBER	D	NOMINAL DIM.		TOTAL WT.	CUBIC FEET	LIST PRICE
		W	H			
NWSQ 189*	18	18	29	12	1.5	\$ 183
NWSQ 249*	24	24	29	20	1.5	229
NWSQ 309*	30	30	29	25	2.0	257

• 26½" available for same price as 29" high. When ordering, substitute a 6 for a 9 in the item number.
(EX: NWSQ 246)

Corner Wedge



MODEL NUMBER	D	NOMINAL DIM.		TOTAL WT.	CUBIC FEET	LIST PRICE
		W	H			
NWC 18369	18	36	29	37	4.0	\$ 566
NWC 18429	18	42	29	42	4.5	596
NWC 24369	24	36	29	40	4.0	569
NWC 24429	24	42	29	45	4.5	601
NWC 30369	30	36	29	50	5.0	620
NWC 30429	30	42	29	55	5.0	655

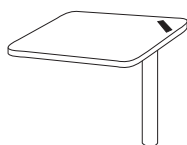
• 26½" available for same price as 29" high. When ordering, substitute a 6 for a 9 in the item number.
(EX: NWC 24426)

Radius Wedge



MODEL NUMBER	NOMINAL DIM.		TOTAL WT.	CUBIC FEET	LIST PRICE
	D	W			
NWR 18*	18	18	15	1.5	\$ 319
NWR 24*	24	24	25	2.0	339
NWR 30*	30	30	30	2.0	354

Rectangle Wedge



MODEL NUMBER	D	NOMINAL DIM.		TOTAL WT.	CUBIC FEET	LIST PRICE
		W	H			
NWRT 18249*	18	24	29	17	1.5	\$ 286
NWRT 24189*	24	18	29	17	1.5	286
NWRT 24309*	24	30	29	25	2.0	293
NWRT 30249*	30	24	29	30	2.0	293

• 26½" available for same price as 29" high. When ordering, substitute a 6 for a 9 in the item number.
(EX: NWRT 30246)

*UPSable

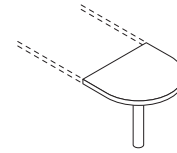
Half Tables

MODEL NUMBER	NOMINAL DIM.			TOTAL WT.	CUBIC FEET	LIST PRICE
	D	W	H			
NHT 489/**	24	48	29	45	4.0	\$ 230
NHT 499/***	24	49	29	45	4.0	308
NHT 609/**	30	60	29	65	5.0	251
NHT 619/***	30	61	29	65	5.0	330

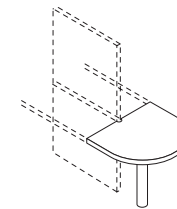
- 26½" available for same price as 29" high. When ordering, substitute a 6 for a 9 in the item number. (EX: NHT 506)

** For use with two Next Generation® Workstations without a panel divider.

*** For use with two Next Generation® Workstations and an OP panel divider.



NHT 489/
NHT 609



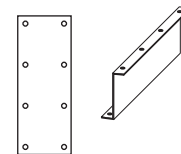
NHT 499/NHT 509/
NHT 619/NHT 629

Connecting Brackets

MODEL NUMBER	DESCRIPTION	TOTAL WT.	CUBIC FEET	LIST PRICE
NFBRKT*	16" Flat Bracket	1	.5	\$ 22
NZBRKT*	16" Z Bracket (3" Height)	1	.5	26

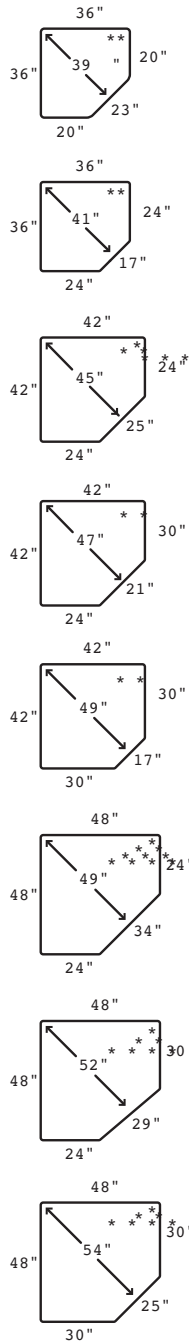
- Flat Brackets come standard with Next Generation Series®. Order for extra use only
- Flat Brackets come standard galvanized only. Z-brackets powder coat painted

*UPSable

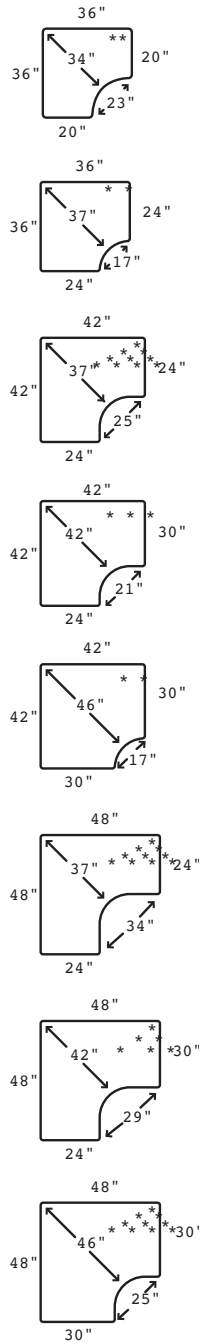


SPACE REQUIREMENTS Nominal Dimensions (Not to scale)

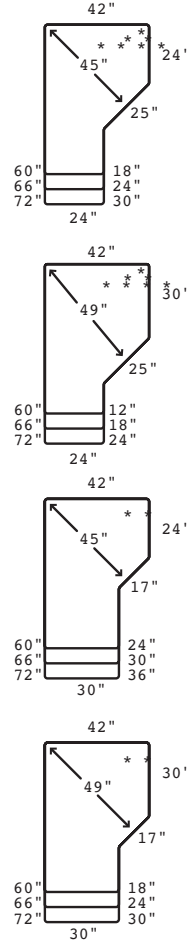
Next Generation Corners with 45 (if available)



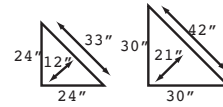
Next Generation Radius Corners (if available)



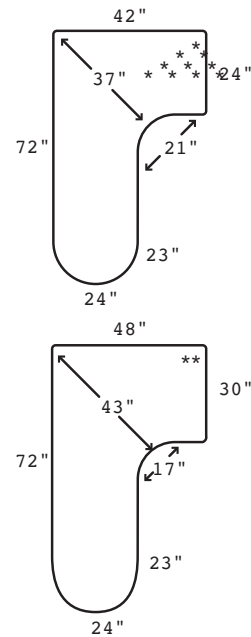
Next Generation Extended Corners (if available)



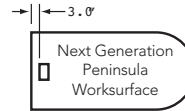
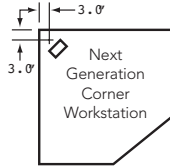
Next Generation Wedges (if available)



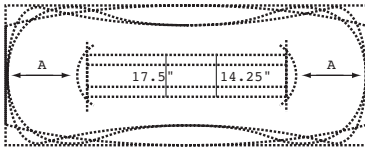
Next Generation Peninsulas (if available)



GROMMET LOCATIONS



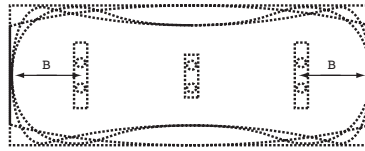
ALL CONFERENCE TABLES
with ~~add~~ or ~~curved~~ bases



Slab Base Dimension: ~~1-1/2" x 23/4"~~
Curve Base Dimensions: ~~3" x 23/4"~~
Stretcher Dimensions: ~~1/2" W x 3H x L~~

TABLE LENGTH	STRETCHER LENGTH	A =	NUMBER OF SEATS
6 ft.	38.5"	14"	6
8 ft.	54"	18"	8
10 ft.	62"	22"	10
12 ft.	79"	24"	12


ALL CONFERENCE TABLES
with "H" or "Designer" base



"H" Base Dimension: ~~3" diameter~~
"Designer" Base Dimension: ~~4" diameter~~
("Designer" Base - 3" diameter on 8 and 42" round)

TABLE LENGTH	NUMBER OF "H" BASES	NUMBER OF "DES" BASES	B =	B =	NUMBER OF SEATS
6 ft.	2	4	23"	20"	6
8 ft.	2	4	23"	23"	8
10 ft.	3	6	24"	24"	10
12 ft.	3	6	27"	27"	12

ALL MULTIPURPOSE TOPS 60"
OR GREATER



Base Section & Dimensions For
Multipurpose Tops vary
Stretcher Dimensions 1 x 1/2, 1 1/2 gauge

TOP LENGTH	STRETCHER LENGTH	C =
60"	54"	3"
72"	54"	9"
96"	72"	12"

GENERAL PRODUCT INFORMATION

DIMENSIONS

Finished size dimensions are 1/4" to 1/2" less than the stated depth, width and height. The reason for this is to allow for the cutting and finishing process. Because of ABCO's wide selection of finishes and edge styles, the true dimensions will vary. If an exact size is needed, please contact ABCO's Custom/Quotation department for the upcharge and additional lead times.

ASSEMBLY

ABCO products are shipped RTA – ready to be assembled unless “fully assembled” is noted in product features.

EDGE SELECTIONS

Check chart for availability. Edge options vary by product.

TYPE: (B) Bullnose Edge
Colors: Solids: Black
Woodgrains: Not Available
Nebulas: Not Available

TYPE: (E) Matching PVC
Colors: Solids: Black, Dove Grey, Khaki, Slate Grey
Woodgrains: Empire Mahogany, Fusion Maple, Golden Oak, Huntington Maple, Montana Walnut, Monticello Maple, Natural Pear, Versailles Anigre, Wild Cherry
Patterns: Bronze Legacy, Evening Tigris, Graphite Nebula, Grey Nebula, Pewter Brush, Silicon Ev, Titanium Ev

TYPE: (T) Smooth T-Mold Edge (colors vary by product series)
Colors: Solids: Black, Dove Grey, Khaki, Slate Grey
Woodgrains: Empire Mahogany, Golden Oak, Montana Walnut, Wild Cherry
Patterns: Not Available

(F) Fluted T-Mold Edge
Colors: Solids: Black, Dove Grey, Khaki, Slate Grey
Woodgrains: Not Available
Patterns: Not Available

(S) Single Groove T-Mold Edge
Colors: Solids: Black, Dove Grey, Khaki, Slate Grey
Woodgrains: Not Available
Patterns: Not Available

TYPE: (M) 3mm Edge (colors vary by product series)
Colors: Solids: Black, Dove Grey, Khaki, Slate Grey
Woodgrains: Empire Mahogany, Fusion Maple, Golden Oak, Huntington Maple, Montana Walnut, Monticello Maple, Natural Pear, Versailles Anigre, Wild Cherry
Patterns: Bronze Legacy, Evening Tigris, Graphite Nebula, Grey Nebula, Pewter Brush, Silicon Ev, Titanium Ev

COLORS

Many ABCO products (excluding traditional tables series) can be manufactured in the following ABCO standard colors.

Solids: Black, Dove Grey, Khaki, Slate Grey
Woodgrains: Empire Mahogany, Fusion Maple, Golden Oak, Huntington Maple, Montana Walnut, Monticello Maple, Natural Pear, Versailles Anigre, Wild Cherry
Patterns: Bronze Legacy, Evening Tigris, Graphite Nebula, Grey Nebula, Pewter Brush, Silicon Ev, Titanium Ev

GENERAL PRODUCT INFORMATION

POWDER COAT PAINT FINISHES

Finishes: Black, Brown, Dove Grey, Khaki, Putty, Silver, Slate Grey

ABCO uses an environmentally friendly automated powder coat paint system for all metal surfaces.

ANSI-BIFMA CERTIFICATION

The following product series meet or exceed ANSI-BIFMA X5.5-1998

- Multipurpose Tops and Bases
 - Next Generation®
-

CLASSROOM APPLICATIONS

The following product series are recommended for use in classroom applications:

- Utility Tables (UTM Series only)
 - Next Generation®
-

LEED information may be viewed online at www.abcofurniture.com

TERMS AND CONDITIONS

Freight

A small order fee of \$40 net will apply on orders less than \$800 list.

UPSable items will be shipped at standard UPS rates plus any additional handling charges. Flat fees will be reflected on the invoice as "Shipping and Handling." Shipments outside of the continental United States that qualify for prepaid freight are prepaid to port and collect from that point. Pre-determined additional expenses such as the following will be debited to the customer's account and charged on a separate invoice.

- Inside Delivery
- Upstairs Delivery
- Call Before Delivery
- Residential Fees
- Other Special Charges

Freight rates are subject to change without notice and apply to shipments in the U.S. only. Please note any special delivery needs on your purchase order. ABCO will work with your company and the freight carrier to try and accommodate your delivery needs. ABCO will make every effort to work with the freight carriers but cannot be responsible for delivery schedule. ABCO can also accommodate collect shipments and third party billing at no additional charge. UPSable items are denoted by an asterisk (*). ABCO cannot be responsible for damage to items not approved for small package delivery by UPS. Prepaid orders cannot be split shipped or shipped with different dates. Weights and cube values are approximate.

California Shipments

ABCO will charge California sales tax on all invoices to any dealer that requests ABCO ship directly to the State of California, but cannot provide a valid California resale certificate.

Freight Responsibility and Claims

Carrier routing will be determined by ABCO on all prepaid or prepaid and add orders. When the customer selects the carrier, ABCO is not responsible for the services provided by that carrier. Customer selected carrier shipments will be shipped collect or third party based on the customer's instructions. ABCO has made special arrangements with selected freight companies for the handling of freight damage claims. All ABCO shipments are put on the freight line free from damage and are signed for as such by the carrier's agent. ABCO's responsibility for the product's safe delivery ceases at this point and responsibility is assumed by the carrier. As a service, ABCO will file freight claims for F.O.B. origin, prepaid and prepaid and add shipments under the following conditions: Any shipments received with shortages must be noted "short" on the bill of lading and signed by the receiving agent as well as the carrier. Any shipments received with visible carton damage must be inspected immediately to determine if there is product damage. If there is product damage, refuse only the cartons containing damaged products. The applicable products must be noted "damaged and refused" on the bill of lading and signed by the receiving agent as well as the carrier. Notification of any claim activity that results from damage should be reported to izzy+ within 5 days of shipment receipt. This applies to both obvious and concealed damage. Replacement orders may be subject to ABCO's inspection of refused products. Freight claims for third party and/or collect shipments are the responsibility of the customer. Contact Customer Service at (800) 336-0070 if shipment is not received within 10 days of shipment.

Returns

Returned merchandise will not be accepted without written approval from ABCO Customer Service on a Return Authorization (RA) form. Once an RA is approved, merchandise must be returned to ABCO prepaid, in the original cartons (with proper inner packing), addressed with return labels and accompanied by a copy of the RA form. ABCO will refuse shipments of returned goods that do not meet these criteria. A minimum 45% restocking fee will be applicable for all approved returns. If the original shipment was shipped prepaid by ABCO, freight charges will also be due for the original shipment.

ABCO WILL NOT ACCEPT RETURNS FOR THE FOLLOWING UNDER ANY CIRCUMSTANCES:

- Custom Items
- Items shipped as acknowledged on an ABCO Order Verification
- Items that have been fully or partially assembled
- Duplicate orders due to duplicate customer purchase orders
- Items invoiced more than 60 days ago
- Items received at ABCO 45 days or more after issuance of RA

Cancellations

Orders entered and verified may not be cancelled or changed without receipt of a written cancellation request and ABCO's consent. A cancellation or change charge of 30% will be applied to orders cancelled or changed while in production (verification date to ship date). **Orders for custom items or products with custom laminate colors may not be cancelled or changed.** Please see "Returns Policy" to cancel an order that has been shipped from the factory.

Postponements

Requests for postponement of shipment beyond the scheduled and verified ship date will be subject to a 25% holding and handling charge. Under no circumstances will orders be held more than 10 days past the scheduled and acknowledged ship date.

Copyright

All material in this publication is protected under copyright.

izzy+ stands behind our products.

izzy+ warrants that its standard contract furniture and seating products are free from defects in material and workmanship during normal use.

Normal use is defined as a maximum of eight (8) hours per day, six (6) days per week (single shift) for the lifetime of the product with the following exceptions:

Ten Years

Furniture: All storage and nonadjustable legs are warranted for ten (10) years.

Seating: Gas cylinders, controls & functional parts, and the Dotti stool frame are warranted for ten (10) years.

Five Years

Furniture: Gas lifts, exposed wood, screens, adjustable legs, adjustable mechanisms and glides for five (5) years.

Seating: Arm caps, casters, glides, backliners, and exposed wood parts (finished wood chairs and wood base caps) for five (5) years.

Three Years

Furniture: Panel and upholstery materials for three (3) years.

Seating: Upholstery materials (foam, mesh and textiles) for three (3) years.

One Year

Furniture: Glass, Resin and products sold by, but not manufactured by, ABCO and ABCO 2.0 for one (1) year.

Power: Electrical power components for one (1) year.

Multi-Shift Applications

In any multi-shift application, the warranty is reduced as follows: ten (10) year to six (6) year; five (5) year to three (3) year; three (3) year to one (1) year.

Service Parts

Service parts are warranted for one (1) year from defects from the date of replacement or for the remainder of the original product warranty (whichever is greater).

International Customer Warranty

One (1) year on parts. Freight will be paid to Port of Exit. Labor is excluded.

The Fine Print

Excluded from warranty is product that has unauthorized modifications, or if the customer fails to perform normal maintenance service on the product. This includes, but is not limited to, lubrication and cleaning, minor assembly and adjustment and periodic operational checks. Natural variations occurring in wood are not considered defects; izzy+ does not warranty the colorfastness or matching of color, grain or texture, normal wear and tear, or damages resulting from shipping, storage, or installation.

This warranty does not include defects from normal wear and tear, accidents, negligence, abuse, shipment, handling, storage, or environmental conditions. Any modifications to izzy+'s products by the purchaser, purchaser's employees or agents, void this warranty. izzy+ reserves the right to reasonably determine whether a defect resulted from a factor excluded from this warranty. If a defect in material or workmanship is determined to have occurred in normal use during the warranty period, izzy+ will repair or replace the warranted product with a product of like or comparable quality. The expressed warranties contained herein are in lieu of all other warranties, expressed or implied, including any warranty of merchantability and fitness for a particular purpose, and all other warranties arising from the course of dealing or usage of trade. Any action to enforce this warranty must be brought within three (3) months from the time an alleged defect in material or workmanship first occurs.

Repair and Replacement:

Repair or replacement of any defective izzy+ contract seating product for the period of time provided, shall constitute complete fulfillment of all the liabilities of izzy+, whether the claims of the purchaser are based in contract, in tort (including negligence and/or strict liability) or otherwise, with respect to, or arising out of, the product furnished hereunder. izzy+ is not liable for any special or consequential damages under this warranty. The remedies provided above are the purchaser's sole remedies for any failure of izzy+ to comply with its obligations regarding the material and workmanship of its products.

All incidental or consequential damages which may arise, including but not limited to, business losses, personal damage and third party liability are hereby expressly excluded.

Any labor charges for correcting a manufacturing problem for a product under warranty must be submitted in writing and approved by izzy+ Customer Service prior to corrective action. Labor charges will not be paid if the estimate was not submitted and approved prior to labor being completed.

