

CONFIDENTIAL LIST PRICE ONLY













SANDUSKY LEE-SALES, P. O. BOX 1040, SANDUSKY, OH 44870 PH. 800/336-0671 FAX 419/626-3308
 SANDUSKY LEE-SOUTH, P. O. BOX 125, MILLINGTON, TN 38083 PH. 800/264-3453 FAX 901/873-1239
 SANDUSKY LEE-WEST, P.O. BOX 517, ARVIN, CA 93203 PH. 800/336-0674 FAX 661/854-2003
 SANDUSKY LEE-EAST, P.O. BOX 6, LITTLESTOWN, PA 17340 PH. 800/233-7076 FAX 717/359-4414

EFFECTIVE: JANUARY 1, 2017

Prices and specifications subject to change without notice

TERMS: NET 30, FOB: FACTORY













DESCRIPTION	ITEM NUMBER	W X D X H	LIST	UNIT	APPROX
			PRICE	CUBES	UNIT WT
ELITE STORAGE RECESSED HANDLE 	EA3R 242460-00	24 X 24 X 60	561.15	22.0	100 LBS.
	EA4R 361872-00	36 X 18 X 72	629.65	27.0	131 LBS.
	EA4R 361878-00	36 X 18 X 78	678.50	29.3	137 LBS.
	EA4R 362472-00	36 X 24 X 72	721.10	36.0	151 LBS.
	EA4R 362478-00	36 X 24 X 78	765.10	39.0	160 LBS.
	EA4R 462472-00	46 X 24 X 72	876.00	46.0	218 LBS.
FOB: 38053, 17340, 93203	EA4R 462478-00	46 X 24 X 78	907.55	49.8	266 LBS.
ELITE STORAGE 1 SWING HANDLE - 1 DUMMY HANDLE 	EA42 361872-00	36 X 18 X 72	627.25	27.0	131 LBS.
	EA42 361878-00	36 X 18 X 78	678.50	29.3	137 LBS.
	EA42 362472-00	36 X 24 X 72	721.10	36.0	151 LBS.
	EA42 362478-00	36 X 24 X 78	765.10	39.0	160 LBS.
	EA42 462472-00	46 X 24 X 72	882.45	46.0	218 LBS.
	EA42 462478-00	46 X 24 X 78	914.70	49.8	266 LBS.
FOB: 38053, 17340, 93203					
ELITE SERIES KEYLESS ELECTRONIC 	EA4E 361872-00	36 X 18 X 72	677.25	27.0	131 LBS.
	EA4E 362472-00	36 X 24 X 72	796.30	36.0	151 LBS.
	EA4E 462472-00	46 X 24 X 72	980.30	46.0	218 LBS.
	EA4E 462478-00	46 X 24 X 78	1017.90	49.8	266 LBS.
FOB: 38053, 17340, 93203					
ELITE DESK HEIGHT 	EA11 182430-00	18 X 24 X 30	323.95	7.5	46 LBS.
	EA11 361830-00	36 X 18 X 30	403.00	11.3	62 LBS.
FOB: 38053, 17340, 93203					
ELITE COUNTER HEIGHT 	EA2R 361842-00	36 X 18 X 42	459.00	15.8	84 LBS.
	EA2R 362442-00	36 X 24 X 42	513.15	21.0	101 LBS.
	EA2R 462442-00	46 X 24 X 42	652.90	26.8	142 LBS.
FOB: 38053, 17340, 93203					
ELITE COMBINATION 	EACR 361872-00	36 X 18 X 72	712.50	27.0	132 LBS.
	EACR 361878-00	36 X 18 X 78	772.20	29.3	138 LBS.
	EACR 362472-00	36 X 24 X 72	809.10	36.0	156 LBS.
	EACR 362478-00	36 X 24 X 78	855.00	39.0	164 LBS.
	EACR 462472-00	46 X 24 X 72	952.90	46.0	196 LBS.
FOB: 38053, 17340, 93203					
ELITE WARDROBE 	EAWR 362472-00	36 X 24 X 72	714.70	36.0	127 LBS.
	EAWR 362478-00	36 X 24 X 78	758.60	39.0	134 LBS.
	EAWR 462472-00	46 X 24 X 72	873.00	46.0	163 LBS.
FOB: 38053, 17340, 93203					
RADIUS EDGE STORAGE 	ER4P 361872-00	36 X 18 X 72	663.75	33.0	154 LBS.
	ER4P 362472-00	36 X 24 X 72	705.75	36.0	176 LBS.
FOB: 38053, 17340, 93203					
RADIUS EDGE CLEAR VIEW 	ER4V 361872-00	36 X 18 X 72	880.80	27.0	156 LBS.
	ER4V 362472-00	36 X 24 X 72	932.40	36.0	171 LBS.
FOB: 38053, 17340, 93203					
SLIDING DOOR STORAGE 	BA1S 361829-00	36 X 18 X 29	440.50	12.0	79 LBS.
	BA2S 361842-00	36 X 18 X 42	471.90	16.0	97 LBS.
	BA4S 361872-00	36 X 18 X 72	572.00	27.0	158 LBS.
FOB: 38053, 93203					
SLIDING DOOR CLEAR VIEW STORAGE	BV4S 361872-00	36 X 18 X 72	724.65	27.0	162 LBS.
FOB: 38053, 17340, 93203					

REPLACE '00' WITH APPROPRIATE COLOR NUMBER BELOW:

COLORS: 01-Red; 02-Charcoal; 03-Burgundy; 04-Tropic Sand; 05-Dove Gray; 06-Blue; 07-Putty; 08-Forest Green; 09-Black; 22-White; A6-Navy Blue; 36-Sky Blue; EY-Yellow; MG-Multi Granite

There is a \$15.00 upcharge for colors not offered as standard colors. Color options will vary by model. Please reference our catalog.













DESCRIPTION	ITEM NUMBER	W X D X H	LIST PRICE	UNIT CUBES	APPROX UNIT WT
TRANSPORT CABINET  <small>FOB: 38053, 17340, 93203</small>	TA3R 242460-00	24 X 24 X 66	758.60	22.0	116 LBS.
	TA4R 302466-00	30 X 24 X 72	852.20	30.0	149 LBS.
	TA3R 362460-00	36 X 24 X 66	788.10	33.0	165 LBS.
	TA4R 362472-00	36 X 24 X 78	920.30	39.0	173 LBS.
	TA3R 462460-00	46 X 24 X 66	1072.30	42.2	202 LBS.
	TA4R 462472-00	46 X 24 X 78	1150.60	49.8	228 LBS.
TRANSPORT WARDROBE  <small>FOB: 38053, 17340, 93203</small>	TAWR 362472-00	36 X 24 X 78	869.20	39.0	148 LBS.
	TAWR 462472-00	46 X 24 X 78	1086.20	49.8	194 LBS.
TRANSPORT COMBINATION  <small>FOB: 38053, 17340, 93203</small>	TACR 362460-00	36 X 24 X 66	865.75	33.0	162 LBS.
	TACR 362472-00	36 X 24 X 78	1011.40	39.0	180 LBS.
TRANSPORT WORK HT  <small>FOB: 38053, 17340, 93203</small>	TA2R 462442-00	46 X 24 X 48	791.30	30.7	165 LBS.
	TA11 182430-00	18 X 24 X 36	499.50	9.0	63 LBS.
	TA11 361830-00	36 X 18 X 36	564.00	13.5	83 LBS.
	TA11 362430-00	36 X 24 X 36	585.30	18.0	94 LBS.
	TA21 362442-00	36 X 24 X 48	673.30	27.0	116 LBS.
TRANSPORT SIDE HANDLE TSH-00		23 X 4 1/2 X 5	84.30	0.0	6 LBS.
CLEAR VIEW STORAGE  <small>FOB: 38053, 17340, 93203</small>	CA4V 361272-00	36 X 12 X 72	684.20	18.0	92 LBS.
	CA4V 361872-00	36 X 18 X 72	736.70	27.0	112 LBS.
	CA4V 362472-00	36 X 24 X 72	803.50	36.0	138 LBS.
	EA4V 362478-00	36 X 24 X 78	904.60	39.0	148 LBS.
	EA4V 461872-00	46 X 18 X 72	982.80	34.5	176 LBS.
	EA4V 462472-00	46 X 24 X 72	1103.30	46.0	204 LBS.
	EA4V 462478-00	46 X 24 X 78	1152.70	49.8	214 LBS.
CLEAR VIEW CTR HEIGHT  <small>FOB: 38053, 17340, 93203</small>	CA2V 361842-00	36 X 18 X 42	560.70	15.8	74 LBS.
	CA2V 362442-00	36 X 24 X 42	631.80	21.0	90 LBS.
	EA2V 462442-00	46 X 24 X 42	771.60	26.8	135 LBS.
TRANSPORT MOBILE CLEAR VIEW CABINET  <small>FOB: 38053, 17340, 93203</small>	TA4V 361872-00	36 X 18 X 78	967.60	29.3	154 LBS.
	TA4V 362472-00	36 X 24 X 78	1047.50	39.0	182 LBS.
	TA4V 462472-00	46 X 24 X 78	1300.60	49.8	223 LBS.
TRANSPORT CLEAR VIEW COUNTER HEIGHT  <small>FOB: 38053, 17340, 93203</small>	TA2V 361842-00	36 X 18 X 48	772.20	18.0	100 LBS.
	TA2V 362442-00	36 X 24 X 48	839.50	24.0	130 LBS.
	TA2V 461842-00	46 X 18 X 48	905.50	23.0	146 LBS.
	TA2V 462442-00	46 X 24 X 48	977.30	30.7	155 LBS.
EXPANDED METAL FRONT  <small>FOB: 38053, 17340, 93203</small>	CA4M 362472-00	36 X 24 X 72	803.50	36.0	138 LBS.
	EA4M 462472-00	46 X 24 X 72	1103.30	46.0	204 LBS.
MOBILE EXPANDED METAL FRONT  <small>FOB: 38053, 17340, 93203</small>	TA4M 362472-00	36 X 24 X 78	1047.50	39.0	182 LBS.
	TA4M 462472-00	46 X 24 X 78	1300.60	49.8	223 LBS.
CLASSIC SERIES STORAGE  <small>FOB: 38053, 17340, 93203</small>	CA41 361872-00	36 X 18 X 72	541.70	27.0	104 LBS.
	CA41 361878-00	36 X 18 X 78	604.20	29.3	110 LBS.
	CA41 362472-00	36 X 24 X 72	648.85	36.0	116 LBS.
	CA41 362478-00	36 X 24 X 78	676.80	39.0	127 LBS.
CLASSIC SERIES COUNTER HT.  <small>SLIDING DOOR</small>	CA21 361842-00	36 X 18 X 42	409.75	15.8	67 LBS.
	CA21 362442-00	36 X 24 X 42	472.40	21.0	84 LBS.

REPLACE '00' WITH APPROPRIATE COLOR NUMBER BELOW:

COLORS: 01-Red; 02-Charcoal; 03-Burgundy; 04-Tropic Sand; 05-Dove Gray; 06-Blue; 07-Putty; 08-Forest Green; 09-Black; 22-White; A6-Navy Blue; 36-Sky Blue; EY-Yellow; MG-Multi Granite

There is a \$15.00 upcharge for colors not offered as standard colors. Color options will vary by model. Please reference our catalog.











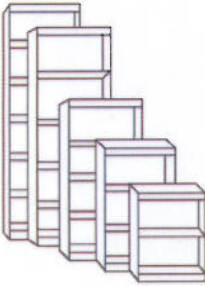
DESCRIPTION	ITEM NUMBER	W X D X H	LIST PRICE	UNIT CUBES	APPROX UNIT WT
CLASSIC SERIES COMBINATION 	CAC1 361872-00	36 X 18 X 72	616.80	27.0	104 LBS.
	CAC1 362472-00	36 X 24 X 72	705.10	36.0	123 LBS.
CLASSIC SERIES WARDROBE 	CAW1 362472-00	36 X 24 X 72	604.40	36.0	101 LBS.
	CAW1 362478-00	36 X 24 X 78	635.40	39.0	106 LBS.
SYSTEMS SERIES WARDROBE, DWR  <small>FOB: 38053, 17340, 93203</small>	HAWF 171864-00	17 X 18 X 64	551.45	11.3	71 LBS.
SYSTEMS SERIES SINGLE DOOR, DWR  <small>FOB: 38053, 17340, 93203</small>	HADF 171864-00	17 X 18 X 64	573.65	11.3	80 LBS.
SYSTEMS SERIES STORAGE, DWR  <small>FOB: 38053, 17340, 93203</small>	HADF 301864-00	30 X 18 X 64	705.95	20.0	106 LBS.
SYSTEMS SERIES STORAGE  <small>FOB: 38053, 17340, 93203</small>	HA3F 301864-00	30 X 18 X 64	536.65	20.0	101 LBS.
	HA3F 361864-00	36 X 18 X 64	581.20	24.0	110 LBS.
SYSTEMS SERIES CTR HT, DWR  <small>FOB: 38053, 17340, 93203</small>	HFDF 301842-00	30 X 18 X 42	598.70	13.1	80 LBS.
SYSTEMS SERIES COUNTER HT.  <small>FOB: 38053, 17340, 93203</small>	HF2F 301842-00	30 X 18 X 42	448.30	13.1	73 LBS.
BOOKCASE W/DRAWER  <small>FOB: 38053, 17340, 93203</small>	BD10 361842-00	36 X 18 X 42	489.75	15.8	106 LBS.
	BD30 361872-00	36 X 18 X 72	607.15	27.0	141 LBS.
STAINLESS STEEL STORAGE CABINETS  <small>FOB: 38053</small>	SA1D 301230-XX	30 X 12 X 30	1080.90	6.3	67 LBS.
	SA2D 361842-XX	36 X 18 X 42	1697.85	15.8	133 LBS.
	SA4D 361872-XX	36 X 18 X 72	2682.25	27.0	211 LBS.
	SA4D 362478-XX	36 X 24 X 78	3010.45	39.0	263 LBS.
	SA4D 482478-XX	48 X 24 X 78	3844.40	52.0	325 LBS.
	SA4V 361872-XX	36 X 18 X 72	2811.80	27.0	216 LBS.
	SA4V 482478-XX	48 X 24 X 78	4022.05	52.0	333 LBS.
	MODULAR STORAGE SYSTEM (see catalog page 12)	GW1F301226	30 X 12 X 26	346.55	5.4
	GADF301836	30 X 18 X 36	469.10	11.3	77 LBS.
	GAWF241872	24 X 18 X 72	497.65	18.0	104 LBS.
	GF3F241872	24 X 18 X 72	497.65	18.0	104 LBS.
	GF3F361872	36 X 18 X 72	604.20	27.0	151 LBS.
	GF3F462472	46 X 24 X 72	732.70	46.0	238 LBS.
	GACF361872	36 X 18 X 72	645.45	27.0	110 LBS.
MODULAR STORAGE SYSTEMS	5-PIECE SET	GS05-00	2066.50		463 LBS.
	7-PIECE SET	GS07-00	3220.50		730 LBS.
	8-PIECE SET	GS08-00	3554.85		818 LBS.
	10-PIECE SET	GS10-00	4800.30		1085 LBS.
	11-PIECE SET	GS11-00	5242.55		1203 LBS.
	14-PIECE SET	GS14-00	6441.00		1460 LBS.
PULL-OUT SHELF CABINET (see catalog page 13) <small>SLIDING DOOR</small>	ET52362466-00LL	36 X 24 X 66	1085.30	34.4	208 LBS.

REPLACE '00' WITH APPROPRIATE COLOR NUMBER BELOW:

COLORS: 01-Red; 02-Charcoal; 03-Burgundy; 04-Tropic Sand; 05-Dove Gray; 06-Blue; 07-Putty; 08-Forest Green; 09-Black; 22-White; A6-Navy Blue; 36-Sky Blue; EY-Yellow; MG-Multi Granite

There is a \$15.00 upcharge for colors not offered as standard colors. Color options will vary by model. Please reference our catalog.














DESCRIPTION	ITEM NUMBER	W X D X H	LIST PRICE	UNIT CUBES	APPROX UNIT WT
EXTRA HEAVY-DUTY STORAGE CABINETS 	XA4D 361872-00L	36 X 18 X 79	1008.55	27.0	290 LBS.
	XA4D 362472-00L	36 X 24 X 79	1113.85	36.0	330 LBS.
	XA4D 461872-00L	46 X 18 X 79	1264.45	34.5	390 LBS.
	XA4D 462472-00L	46 X 24 X 79	1445.05	46.0	445 LBS.
FOB: 38053					
VALUE LINE STORAGE 	VF31 301872-00	30 X 18 X 72	443.75	22.5	82 LBS.
	VF31 301566-00	30 X 15 X 66	411.85	17.2	70 LBS.
	VF41 361872-00	36 X 18 X 72	501.80	27.0	98 LBS.
FOB: 38053, 17340, 93203					
VALUE LINE COUNTER HT 	VF21 361842-00	36 X 18 X 42	394.40	15.8	63 LBS.
FOB: 38053, 17340, 93203					
JANITORIAL/SUPPLY CABINET 	VFC1 301566-00	30 X 15 X 66	426.20	17.2	72 LBS.
	EFC1 362472-00	36 X 24 X 72	802.85	36.0	142 LBS.
FOB: 38053, 17340, 93203					
SNAP IT COUNTER HEIGHT 	RTA-7001-00	36 X 18 X 42	303.90	15.8	75 LBS.
FOB: 60609					
SNAP IT STORAGE CABINET 	RTA-7000-00	36 X 18 X 72	417.50	27.0	110 LBS.
FOB: 60609					
SNAP IT BOOKCASES 	BQ10 351330-00	34-1/2 X 13 X 30	149.40	7.9	35 LBS.
	BQ20 351342-00	34-1/2 X 13 X 42	195.00	11.1	45 LBS.
	BQ30 351352-00	34-1/2 X 13 X 52	237.20	13.7	55 LBS.
	BQ40 351372-00	34-1/2 X 13 X 72	297.10	19.0	69 LBS.
	BQ50 351384-00	34-1/2 X 13 X 84	349.60	22.1	80 LBS.
FOB: 60609					
SNAP IT STORAGE CABINET with Keyless Electric Lock 	KDE7236	36 X 18 X 72	554.40	7.0	125 LBS.
	KDE7824	36 X 24 X 78	701.45	11.0	151 LBS.
	KDE7848	48 X 24 X 78	835.20	12.6	194 LBS.
FOB: 60609					
SNAP IT LOCKERS 	<i>Full Length</i>				
	KDCL7212/1	12 X 18 X 72	295.55	3.6	50 LBS.
	KDCL7236/3	36 X 18 X 72	544.95	8.0	148 LBS.
	<i>Double Tier</i>				
KDCL7212/2	12 X 18 X 72	335.70	3.6	55 LBS.	
KDCL7236/6	36 X 18 X 72	629.75	8.0	159 LBS.	
FOB: 60609					
WELDED BOOKCASES 	BA10 341230-00	34-1/2 X 13 X 30	209.50	7.5	34 LBS.
	BA20 341242-00	34-1/2 X 13 X 42	255.80	10.5	43 LBS.
	BA30 341252-00	34-1/2 X 13 X 52	295.50	13.0	51 LBS.
	BA30 341260-00	34-1/2 X 13 X 60	325.90	15.0	56 LBS.
	BA40 341272-00	34-1/2 X 13 X 72	362.60	18.0	63 LBS.
	BA50 341282-00	34-1/2 X 13 X 82	445.10	21.0	91 LBS.
	BA10 361830-00	36 X 18 X 30	280.15	11.3	42 LBS.
	BA20 361842-00	36 X 18 X 42	334.55	15.8	53 LBS.
	BA20 461842-00	46 X 18 X 42	497.00	20.1	73 LBS.
	BA30 361852-00	36 X 18 X 52	387.25	19.5	64 LBS.
	BA40 361872-00	36 X 18 X 72	449.50	27.0	84 LBS.
	BA40 461872-00	46 X 18 X 72	625.90	34.5	98 LBS.
	BA50 361884-00	36 X 18 X 84	553.90	31.5	101 LBS.
	FOB: 38053, 17340, 93203				

SLIDING DOOR

COLORS: 01-Red; 02-Charcoal; 03-Burgundy; 04-Tropic Sand; 05-Dove Gray; 06-Blue; 07-Putty; 08-Forest Green; 09-Black; 22-White; A6-Navy Blue; 36-Sky Blue; EY-Yellow; MG-Multi Granite

There is a \$15.00 upcharge for colors not offered as standard colors. Color options will vary by model. Please reference our catalog.

















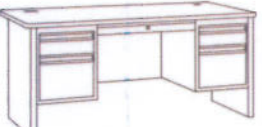
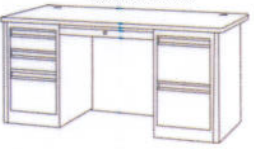
DESCRIPTION	ITEM NUMBER	ITEM					LIST PRICE	UNIT CUBES	APPROX UNIT WT
		W	X	D	X	H			
MOBILE BOOKCASES  <small>FOB: 38053, 17340, 93203</small>	BM10 361830-00	36	X	18	X	36	407.85	13.5	68 LBS.
	BM20 361842-00	36	X	18	X	48	471.80	18.0	80 LBS.
	BM30 361852-00	36	X	18	X	58	530.50	21.8	91 LBS.
	BM40 361872-00	36	X	18	X	78	583.30	29.3	120 LBS.
RADIUS EDGE BOOKCASES STATIONARY  <small>FOB: 38053, 17340, 93203</small>	BA1R 361830-00	36	X	18	X	30	328.90	12.0	58 LBS.
	BA2R 361842-00	36	X	18	X	42	399.45	16.0	72 LBS.
	BA3R 361852-00	36	X	18	X	52	434.75	19.0	86 LBS.
	BA4R 361872-00	36	X	18	X	72	489.40	32.0	120 LBS.
WELDED BOOKTRUCKS Single-Side Slant Shelf Steel Book Cart Single-Side 17" Mobile Utility Truck Single-Side 27" Mobile Utility Truck Single-Sided Slant Shelf Steel Book Cart Double-Sided Slant Shelf Steel Book Cart Flat Shelf Steel Cart Heavy Duty Book Truck/Endurance <small>FOB: 17340</small>	SR227-00	29	X	14	X	25	304.50	5.2	26 LBS.
	SL33017-00	18	X	14	X	46	352.20	5.4	42 LBS.
	SL327-00	28	X	14	X	46	359.00	8.5	46 LBS.
	SL330-00	32	X	14	X	46	406.00	9.8	45 LBS.
	SV336-00	39	X	19	X	46	467.50	16.2	74 LBS.
	SF336-00	39	X	19	X	46	451.20	16.2	62 LBS.
SL6685-00	36.7	X	16	X	43	481.72		105 LBS.	
STORAGE LOCKERS  <small>FOB: 38053, 17340, 93203</small>	LF1B 151524-00	15	X	15	X	24	165.90	2.7	20 LBS.
	LF1B 151548-00	15	X	15	X	48	221.05	5.0	36 LBS.
	LF1B 151866-00	15	X	18	X	66	301.60	10.3	48 LBS.
	LF2B 151866-00	15	X	18	X	66	315.00	10.3	55 LBS.
	LF3B 151866-00	15	X	18	X	66	344.90	10.3	57 LBS.
LF5H 151866-00	15	X	18	X	66	381.15	10.3	60 LBS.	
CUBBIE STORAGE ORGANIZER  <small>FOB: 93203, 17340</small>	IC00461852-00	46	X	18	X	52	415.50	24.9	125 LBS.
	IC00461866-00	46	X	18	X	66	484.80	31.6	155 LBS.
KID BIN ORGANIZER  <small>FOB: 60609</small>	KBO-341030BC	34	X	10.5	X	30.7	107.40	6.3	22 LBS.
	KBO-341030PC	34	X	10.5	X	30.7	107.40	6.3	22 LBS.
MOBILE TABLET SECURITY CABINET  <small>FOB: 17340</small>	MTS362437-00	36	X	24	X	43	1032.15	21.5	164 LBS.
	TCS-40	36 1/2	X	3 1/2	X	3	567.25	0.3	15 LBS.
WALL-MOUNT LAPTOP SAFE/SECURITY CABINET  <small>FOB: 60609</small>	WLAP2016	19-3/4	X	4-3/4	X	15-3/4	238.45	2.0	18 LBS.
MOBILE LAPTOP SECURITY CABINET  <small>FOB: 17340</small>	MLS5236-00	36	X	24	X	52	853.45	23.0	260 LBS.
	MLS5248-00	46	X	24	X	52	1083.80	31.0	292 LBS.
	MLS5236-00EC	36	X	24	X	52	1896.65	23.0	280 LBS.
	MLS5248-00EC	46	X	24	X	52	2078.60	31.0	312 LBS.
WIDE BODY TV MONITOR CART WIDE BODY FLAT PANEL TV CART  <small>FOB: 60609</small>	IP30322744-09	36	X	24	X	52	419.20	8.3	96 LBS.
	IP30403244-09	36	X	24	X	52	573.75	12.6	146 LBS.
	IF30322744-09	36	X	24	X	52	329.10	4.1	66 LBS.
	IF30403244-09	36	X	24	X	52	426.95	7.2	116 LBS.
	ES32-09					Dble Slide Out Shelf-32"	79.90		15 LBS.
	ES40-09					Dble Slide Out Shelf-40"	121.80		23 LBS.
PSC4-09					4-Plug Powerstrip	60.90		1.7 LBS.	
MOBILE UTILITY CABINET SLIDING DOOR  <small>FOB: 38053, 17340, 93203</small>	RF1F 301826-05D (Dove Gray)	30	X	18	X	30	368.20	9.4	44 LBS.
MOBILE REFRESHMENT/MACHINE STAND  <small>FOB: 38053, 17340, 93203</small>	CFDP 301833-05D	30	X	18	X	34	516.00	17.0	96 LBS.

REPLACE '00' WITH APPROPRIATE COLOR NUMBER BELOW:

COLORS: 01-Red; 02-Charcoal; 03-Burgundy; 04-Tropic Sand; 05-Dove Gray; 06-Blue; 07-Putty; 08-Forest Green; 09-Black; 22-White; A6-Navy Blue; 36-Sky Blue; EY-Yellow; MG-Multi Granite
 There is a \$15.00 upcharge for colors not offered as standard colors. Color options will vary by model. Please reference our catalog.














DESCRIPTION	ITEM NUMBER	W X D X H					LIST PRICE	UNIT CUBES	APPROX UNIT WT
		W	X	D	X	H			
PLASTIC UTILITY CARTS 	PUC174033-2	40	X	17	X	33	276.40	13.0	40 LB.
	PUC254635-2	46	X	25	X	33	334.55	22.0	51 LBS.
	PUC174033-3	40	X	17	X	33	349.10	13.0	51 LBS.
	PUC254635-3	46	X	25	X	33	450.90	22.0	66 LBS.
FOB: 60609									
MOBILE COMPUTER WORKSTATION with PULL OUT SHELF 	JG6625	26	X	24	X	63	886.00	21.0	127 LBS.
FOB: 17340									
MOBILE COMPUTER SECURITY WORKSTATION 	JG2663	26	X	24	X	63	756.20	21.0	127 LBS.
FOB: 17340									
MOBILE COMPUTER CABINET EXTRA HEAVY DUTY 	16CC303064-00	30	X	30	X	70	1296.70	36.5	300 LBS.
FOB: 38053									
VERTICAL FILES 	VFLT222-00 S412	15	X	22	X	26 1/4	258.40	5.0	50 LBS.
	VFLT224-00 S414	15	X	22	X	48 3/4	391.35	9.3	90 LBS.
	VFLT252-00 S512	15	X	25	X	29	281.90	6.3	58 LBS.
	VFLT254-00 S514	15	X	25	X	52	428.05	11.3	101 LBS.
	VFLT262-00 S312	15	X	26 1/2	X	29	295.60	6.7	60 LBS.
	VFLG262-00 S312C	18 1/4	X	26 1/2	X	29	327.25	8.1	65 LBS.
	VFLT264-00 S314	15	X	26 1/2	X	52	460.70	12.0	116 LBS.
	VFLG264-00 S314C	18 1/4	X	26 1/2	X	52	503.05	14.6	120 LBS.
	VFLT265-00 S315	15	X	26 1/2	X	60	579.90	13.8	138 LBS.
FOB: 60609									
400 SERIES LATERAL FILES 	E202L	30	X	18	X	26-5/8	425.15	8.3	90 LBS.
	E204L	30	X	18	X	50-1/4	625.00	16.4	180 LBS.
FOB: 93203, 17340									
600 SERIES LATERAL FILES 	LF6A362-00	36	X	19 1/4	X	28 3/8	484.30	11.6	104 LBS.
	LF6A363-00	36	X	19 1/4	X	40 7/8	704.45	17.1	138 LBS.
	LF6A423-00	42	X	19 1/4	X	40 7/8	756.80	21.8	188 LBS.
	LF6A364-00	36	X	19 1/4	X	53 1/4	850.40	21.7	179 LBS.
	LF6A424-00	42	X	19 1/4	X	53 1/4	920.60	25.3	199 LBS.
	LF6A365-00	36	X	19 1/4	X	66 3/8	1101.90	27.9	202 LBS.
	LF6A425-00	42	X	19 1/4	X	66 3/8	1169.30	30.4	253 LBS.
FOB: 93203, 17340									
800 SERIES LATERAL FILES 	LF8F302-00	30	X	19-1/4	X	28-3/8	486.25	9.7	131 LBS.
	LF8F304-00	30	X	19-1/4	X	53-1/4	787.40	18.0	168 LBS.
	LF8F362-00	36	X	19-1/4	X	28-3/8	549.25	11.6	140 LBS.
	LF8F364-00	36	X	19-1/4	X	53-1/4	896.90	21.7	189 LBS.
	LF8F422-00	42	X	19-1/4	X	28-3/8	563.35	14.1	165 LBS.
	LF8F424-00	42	X	19-1/4	X	53-1/4	1020.20	25.3	199 LBS.
	LF8F425-00	42	X	19-1/4	X	66-3/8	1264.10	30.4	253 LBS.
FOB: 93203, 17340									
LATERAL FILE TOPS	TPM3620MO	36	X	20	X	1.5	124.65	0.6	15 LBS
	TPM3620WC	36	X	20	X	1.5	124.65	0.6	15 LBS
	TPM4220MO	42	X	20	X	1.5	138.50	0.7	20 LBS
	TPM4220WC	42	X	20	X	1.5	138.50	0.7	20 LBS
FOB: 17340									
CROSS BAR KIT (400 Series) For front/back filing	E2500L	Accommodates 30" Wide 400 Series lateral Files					27.20		2 LBS
CROSS BAR KIT (600 & 800 Series) For front / back filing (2 Rows)	LA99000	Accommodates 600 & 800 Series Lateral Files					33.20		2 LBS
CROSS BAR KIT (600 & 800 Series) SLIDING DOOR	LA99000-3	Accommodates 600 & 800 Series 42" Lateral Files Only					38.80		2 LBS
FILE DRAWER DIVIDER KIT 400, 600, 800 Series	LFDIVKT-10	Accommodates 400, 600 & 800 Series Lateral Files					79.60		13 LBS
REPLACE '00' WITH APPROPRIATE COLOR NUMBER BELOW: COLORS: 01-Red; 02-Charcoal; 03-Burgundy; 04-Tropic Sand; 05-Dove Gray; 06-Blue; 07-Putty; 08-Forest Green; 09-Black; 22-White; A6-Navy Blue; 36-Sky Blue; EY-Yellow; MG-Multi Granite There is a \$15.00 upcharge for colors not offered as standard colors. Color options will vary by model. Please reference our catalog.									
									

DESCRIPTION	ITEM NUMBER	W X D X H	LIST	UNIT	APPROX
			PRICE	CUBES	UNIT WT
500 SERIES STEEL DESKS  	30078-BW	45 X 24 X 29-1/2	566.40	18.1	91 LBS.
	30078-GY	45 X 24 X 29-1/2	566.40	18.1	91 LBS.
	30078-PO	45 X 24 X 29-1/2	566.40	18.1	91 LBS.
	30078-WA	45 X 24 X 29-1/2	566.40	18.1	91 LBS.
	30045-BW	60 X 30 X 29-1/2	814.30	23.0	140 LBS.
	30045-GY	60 X 30 X 29-1/2	814.30	23.0	140 LBS.
	30045-PO	60 X 30 X 29-1/2	814.30	23.0	140 LBS.
	30045-WA	60 X 30 X 29-1/2	814.30	23.0	140 LBS.
	30084-BW	72 X 36 X 29-1/2	957.00	33.0	218 LBS.
	30084-GY	72 X 36 X 29-1/2	957.00	33.0	218 LBS.
	30084-PO	72 X 36 X 29-1/2	957.00	33.0	218 LBS.
FOB: 17340, 93203					
500 SERIES L-SHAPED DESKS 	LW2F4224PO	42x24 RETURN & 66X30 DESK W/ CENTER DRAWER	1368.40	38.0	273 LBS.
	LW2F4224BW		1368.40	38.0	273 LBS.
	RW2F4224PO		1368.40	38.0	273 LBS.
	RW2F4224BW		1368.40	38.0	273 LBS.
FOB: 17340					
600 SERIES TEACHERS DESKS  	SQ4830BO	48 X 30 X 29-1/2	616.45	24.0	92 LBS.
	SQ4830BM	48 X 30 X 29-1/2	616.45	24.0	92 LBS.
	SQ4830PO	48 X 30 X 29-1/2	616.45	24.0	92 LBS.
	SQ4830BGN	48 X 30 X 29-1/2	616.45	24.0	92 LBS.
	SQ4830BW	48 X 30 X 29-1/2	616.45	24.0	92 LBS.
	SQ4830CMH	48 X 30 X 29-1/2	616.45	24.0	92 LBS.
	SQ4830WA	48 X 30 X 29-1/2	616.45	24.0	92 LBS.
	SQ6030BO	60 X 30 X 29-1/2	644.95	30.0	105 LBS.
	SQ6030BM	60 X 30 X 29-1/2	644.95	30.0	105 LBS.
	SQ6030PO	60 X 30 X 29-1/2	644.95	30.0	105 LBS.
	SQ6030BGN	60 X 30 X 29-1/2	644.95	30.0	105 LBS.
	SQ6030BW	60 X 30 X 29-1/2	644.95	30.0	105 LBS.
	SQ6030CMH	60 X 30 X 29-1/2	644.95	30.0	105 LBS.
	SQ6030WA	60 X 30 X 29-1/2	644.95	30.0	105 LBS.
	DQ6030BO	60 X 30 X 29-1/2	840.85	30.0	140 LBS.
	DQ6030BM	60 X 30 X 29-1/2	840.85	30.0	140 LBS.
	DQ6030PO	60 X 30 X 29-1/2	840.85	30.0	140 LBS.
DQ6030BGN	60 X 30 X 29-1/2	840.85	30.0	140 LBS.	
DQ6030BW	60 X 30 X 29-1/2	840.85	30.0	140 LBS.	
DQ6030CMH	60 X 30 X 29-1/2	840.85	30.0	140 LBS.	
DQ6030WA	60 X 30 X 29-1/2	840.85	30.0	140 LBS.	
FOB: 93203, 17340					
700 SERIES HD TEACHERS DESKS 	SP704830BM	48 X 30 X 29-1/2	712.55	25.0	98 LBS.
	SP704830BGN	48 X 30 X 29-1/2	712.55	25.0	98 LBS.
	SP704830BO	48 X 30 X 29-1/2	712.55	25.0	98 LBS.
	SP704830PO	48 X 30 X 29-1/2	712.55	25.0	98 LBS.
	SP704830CMH	48 X 30 X 29-1/2	712.55	25.0	98 LBS.
	SP704830BW	48 X 30 X 29-1/2	712.55	25.0	98 LBS.
	SP704830WA	48 X 30 X 29-1/2	712.55	25.0	98 LBS.
	DP706030BM	60 X 30 X 29-1/2	909.30	31.3	146 LBS.
	DP706030BGN	60 X 30 X 29-1/2	909.30	31.3	146 LBS.
	DP706030BO	60 X 30 X 29-1/2	909.30	31.3	146 LBS.
	DP706030PO	60 X 30 X 29-1/2	909.30	31.3	146 LBS.
	DP706030CMH	60 X 30 X 29-1/2	909.30	31.3	146 LBS.
	DP706030BW	60 X 30 X 29-1/2	909.30	31.3	146 LBS.
DP706030WA	60 X 30 X 29-1/2	909.30	31.3	146 LBS.	
FOB: 93203, 17340					
900 SERIES HD TEACHERS DESKS SLIDING DOOR 	SP904830BM	48 X 30 X 29-1/2	775.75	25.0	104 LBS.
	SP904830BGN	48 X 30 X 29-1/2	775.75	25.0	104 LBS.
	SP904830BO	48 X 30 X 29-1/2	775.75	25.0	104 LBS.
	SP904830PO	48 X 30 X 29-1/2	775.75	25.0	104 LBS.
	SP904830CMH	48 X 30 X 29-1/2	775.75	25.0	104 LBS.
	SP904830BW	48 X 30 X 29-1/2	775.75	25.0	104 LBS.
	SP904830WA	48 X 30 X 29-1/2	775.75	25.0	104 LBS.
	DP906030BM	60 X 30 X 29-1/2	999.40	31.3	152 LBS.
	DP906030BGN	60 X 30 X 29-1/2	999.40	31.3	152 LBS.
	DP906030BO	60 X 30 X 29-1/2	999.40	31.3	152 LBS.
	DP906030PO	60 X 30 X 29-1/2	999.40	31.3	152 LBS.
	DP906030CMH	60 X 30 X 29-1/2	999.40	31.3	152 LBS.
	DP906030BW	60 X 30 X 29-1/2	999.40	31.3	152 LBS.
	DP906030WA	60 X 30 X 29-1/2	999.40	31.3	152 LBS.
FOB: 93203, 17340					





REPLACE '00' WITH APPROPRIATE COLOR NUMBER BELOW:

COLORS: 01-Red, 02-Charcoal, 03-Burgundy, 04-Tropic Sand, 05-Dove Gray, 06-Blue, 07-Putty, 08-Forest Green, 09-Black, 22-White, A6-Navy Blue, 36-Sky Blue, EY-Yellow, MG-Multi Granite
 There is a \$15.00 upcharge for colors not offered as standard colors. Color options will vary by model. Please reference our catalog.



DESCRIPTION	ITEM NUMBER	W	X	D	X	H	LIST	UNIT	APPROX
							PRICE	CUBES	UNIT WT
WALL CABINETS 	WA1V 161226-00	16	X	12	X	26	362.30	2.9	25 LBS.
	WA1V 301226-00	30	X	12	X	26	442.70	5.4	49 LBS.
	WA2V 361230-00	36	X	12	X	30	457.60	7.5	63 LBS.
	WA11 181226-00	18	X	12	X	26	269.15	3.3	29 LBS.
	WA11 301230-00	30	X	12	X	30	344.40	6.3	48 LBS.
	WA22 361230-00	36	X	12	X	30	369.50	7.5	62 LBS.
FCB: 30053, 17340, 82003									
KEYLESS ELECTRONIC WALL CABINET 	KDEW3012	30	X	12	X	30	290.45	6.3	50 LBS.
FCB: 60020									
FLAT FILE STORAGE 5-Drawer Flat File Closed Base Open Base *Inside Drawer: 37-5/16"W x 25-7/16"D x 1-7/8"H	244876-00 244877-00 244878-00	40-3/4	X	28-3/8	X	16-1/8 4 20	744.45 99.45 320.50	10.5 4.0 13.4	135 LBS. 12 LBS. 31 LBS.
5-Drawer Flat File Closed Base Open Base *Inside Drawer: 43-1/4"W x 32-7/8"D x 1-7/8"H	244879-00 244880-00 244881-00	46-3/4	X	35-3/8	X	16-1/8 4 20	951.85 103.95 372.15	15.1 5.7 19.1	175 LBS. 14 LBS. 47 LBS.
5-Drawer Flat File Closed Base Open Base *Inside Drawer: 50-3/8"W x 39"D x 1-7/8"H	244882-00 244883-00 244884-00	53-3/4	X	41-5/16	X	16-1/8 4 20	1221.80 113.40 424.05	21.0 8.0 26.7	217 LBS. 16 LBS. 65 LBS.
10-Drawer Flat File Closed Base Open Base *Inside Drawer: 43-1/4"W x 32-7/8"D x 1-7/8"H	244885-00 244880-00 244881-00	46-3/4	X	35-3/8	X	16-1/8 4 20	1461.85 103.95 372.15	15.1 5.7 19.1	270 LBS. 14 LBS. 47 LBS.
FCB: 17340, 60009									
MOBILE WIRE 	RFS3121	31 1/2	X	13 3/4	X	20.875	149.00	1.2	17 LBS.
FCB: 60020									
PIVOT MOBILE STAND 	S5025	27 1/2	X	27	X	46 1/4-61 1/2	251.00	1.8	49 25 LBS.
FCB: 60020									
PIVOT WALL RACK 	S5016	15	X	24	X	9 7/8	144.00	1.0	4 LBS.
FCB: 60020									
DROPLIFT MOBILE PLAN 	S5060	25 3/4	X	43 3/4	X	20 1/2 X 51	156.00	2.3	34 LBS.
FCB: 60009									
DROPLIFT WALL RACK 	S5030	11 7/16	X		X	8 11/16	27.00	0.1	4 LBS.
FCB: 60009									
HANGING CLAMPS Sold in Packs of 6	S5001 S5002 S5003 S5004 S5005	19 1/2 25 1/2 30 3/4 36 1/8 42 1/8	X	2 1/2 2 1/2 2 1/2 2 1/2 2 1/2	X	3/4" 3/4" 3/4" 3/4" 3/4"	119.70 132.00 158.00 196.00 224.00	0.2 0.2 0.3 0.3 0.4	60 LBS. 5.5 LBS. 7.5 LBS. 9 LBS. 9.5 LBS.
FCB: 60009									
SAFES Small Home Safe Medium Home Safe Large Home Safe Portable Handgun Safe Drawer Safe Touch Screen Hotel Safe Medium Home Safe, 1 Removable Shelf	3212-4 3213-4 3214-4 3209-4 3210-4 3215-32 3216-4	12 7/32 13 13/16 15 6 1/2 12 13/16 13 13/16 13 13/16	X	7 7/8 9 7/8 11 13/16 9 1/2 4 11/16 9 7/8 9 7/8	X	7 7/8 9 7/8 11 13/16 1 25/32 7 7/8 9 7/8 9 7/8	72.05 88.70 130.20 37.40 72.05 146.85 110.85	0.4 0.8 1.2 0.1 0.3 0.8 0.8	10 LBS. 15 LBS. 26 LBS. 3 LBS. 9 LBS. 26 LBS. 24 LBS.
FLAMMABLE SAFETY CABINETS 	SC12F-P SC22F-P SC300F-P SC450F-P SC600F-P	23 35 43 43 34	X	18 22 18 18 34	X	35 35 44 65 65	633.90 881.30 981.80 1395.90 1619.35	23.7 21.0 25.5 36.4 55.0	88 LBS. 134 LBS. 200 LBS. 290 LBS. 300 LBS.
FCB: 60009, 17340									
PAINT & INK STORAGE 	PC60-P PC40-P	43 43	X	18 18	X	65 44	1436.95 1042.70	29.1 19.7	320 LBS. 220 LBS.
FCB: 60009, 17340									
ACTIVITY / UTILITY TABLES 	AT4020-BW AT4020-PU AT6020-BW AT6020-PU AT6030-BW AT6030-PU AT7236-BW AT7236-PU	40 40 60 60 60 60 72 72	X	20 20 20 20 30 30 36 36	X	29 29 29 29 29 29 29 29	209.60 209.60 291.20 291.20 360.80 360.80 430.50 430.50	3.3 3.3 5.0 5.0 7.5 7.5 10.8 10.8	50 LBS. 50 LBS. 75 LBS. 75 LBS. 95 LBS. 95 LBS. 110 LBS. 110 LBS.
FCB: 60009									
PLASTIC TABLES AND CHAIRS 6 Ft. Regular Plastic Folding Table 4 Ft. Regular Plastic Folding Table 6 Ft. Fold in Half Plastic Table Folding Plastic Chair (4 Pk.)	PT7230 PT4824 FPT7230 FPC182035	72 48 72 17.7	X	30 24 30 19.6	X	29 29 29 34.6	108.10 77.60 113.60 149.60	1.7 1.3 2.6 5.3	29 LBS. 19 LBS. 29 LBS. 40 LBS.
FCB: 60009									
WORKSTATION SILVER TUBE FRAME 	6426-3	47 1/4"	X	23 5/8"	X	29 1/2"	218.50	2.8	34 LBS.
FCB: 60009									
REPLACE '00' WITH APPROPRIATE COLOR NUMBER BELOW: COLORS: 01-Red; 02-Charcoal; 03-Burgundy; 04-Tropic Sand; 05-Dove Gray; 06-Blue; 07-Puffy; 08-Forest Green; 09-Black; 22-White; A6-Navy Blue; 36-Sky Blue; EY-Yellow; MG-Multi Granite There is a \$15.00 upcharge for colors not offered as standard colors. Color options will vary by model. Please reference our catalog.									



DESCRIPTION	ITEM NUMBER	W X D X H					LIST PRICE	UNIT CUBES	APPROX UNIT WT
		W	X	D	X	H			
CABINET DOLLY (see catalog page 31) <small>FOB: 36053, 17340, 93203</small>	DO10 361800-05 / GY	36	X	18	X	5-1/2	156.60	2.1	27 LBS.
	DO10 361800-07 / PU	36	X	18	X	5-1/2	156.60	2.1	27 LBS.
	DO10 362400-07 / PU	36	X	24	X	5-1/2	183.80	2.8	35 LBS.
STACK CHAIR DOLLY <small>FOB: 17340</small>	DO10 2323CH-09	23	X	23	X	3-1/2	72.30	1.1	13 LBS.
INDUSTRIAL PALLET JACK <small>FOB: 60609</small>	PT5027	27	X	50-1/2	X	37	610.85	29.5	164 LBS.
BIN STORAGE (see catalog page 32) <small>FOB: 60609</small>	UR4416BIN36	44	X	16	X	57	413.95	8.3	96 LBS.
	IBU421633	42	X	16	X	33	179.40	8.3	50 LBS.
	MBU3317BIN15	33	X	16.5	X	38	232.75	12.3	48.5 LBS.
PLASTIC SHELVING (see catalog page 32) <small>FOB: 60609</small>	PS361856-4B	36	X	18	X	56	84.40	21.0	22 LBS.
	PS361872-5B	36	X	18	X	72	101.85	27.0	38 LBS.
	PS362472-5B	36	X	24	X	72	119.30	36.0	35 LBS.
CHROME WIRE SHELVING HEAVY-DUTY CHROME WIRE SHELVING  <small>FOB: 60609</small>	WS361874-C	36	X	18	X	74	218.20	27.8	48 LBS.
	WS362474-C	36	X	24	X	74	254.55	37.0	60 LBS.
	WS481274-C	48	X	12	X	74	216.75	24.7	50 LBS.
	WS481874-C	48	X	18	X	74	260.75	37.0	57 LBS.
	WS482474-C	48	X	24	X	74	313.50	49.3	73 LBS.
	WS601874-C	60	X	18	X	74	304.35	46.3	70 LBS.
	WS603674-C	60	X	36	X	74	494.50	92.5	110 LBS.
	WS721274-C	72	X	12	X	74	314.20	37.0	66 LBS.
	WS721874-C	72	X	18	X	74	343.25	55.5	82 LBS.
	WS722474-C	72	X	24	X	74	417.70	74.0	92 LBS.
	WS723674-C	72	X	36	X	74	581.75	111.0	126 LBS.
	WS361886-C	36	X	18	X	86	238.50	32.3	52 LBS.
	WS362486-C	36	X	24	X	86	261.05	43.0	64 LBS.
	WS481286-C	48	X	12	X	86	241.45	28.6	54 LBS.
	WS481886-C	48	X	18	X	86	277.20	43.0	61 LBS.
	WS482486-C	48	X	24	X	86	315.55	57.3	77 LBS.
	WS601886-C	60	X	18	X	86	312.55	53.8	74 LBS.
	WS603686-C	60	X	36	X	86	509.05	107.5	114 LBS.
	WS721286-C	72	X	12	X	86	328.70	43.0	70 LBS.
	WS721886-C	72	X	18	X	86	352.00	64.5	86 LBS.
WS722486-C	72	X	24	X	86	425.80	86.0	96 LBS.	
WS723686-C	72	X	36	X	86	596.30	129.0	130 LBS.	
CHROME WIRE SHELVING ACCESSORIES <small>FOB: 60609</small>	WSCASTER4	12 5/8	X	10	X	2 3/4	54.55	1.0	5 LBS.
	WSCASTER5	14 5/8	X	10 3/8	X	2 3/4	80.05	1.0	9 LBS.
	WSPHANDLE18	18	X	6 1/2	X	1 5/8	14.55	1.0	2.3 LBS.
	WSPHANDLE24	24	X	6 1/2	X	1 5/8	16.65	1.0	2 LBS.
	WSSHOOK	1 1/4	X	7/8"	X	1/2"	2.95	1.0	1 LBS.
WSPOSTCLAMP	2 3/4	X	7/8"	X	1 1/2	3.50	1.0	1.4 LBS.	
LIGHT DUTY CHROME WIRE SHELVING  <small>FOB: 60609</small>	WS121212-C	12	X	12	X	12	34.95	1.0	4 LBS.
	WS241430	24	X	14	X	30	65.50	5.8	10 LBS.
	WS201232-C	20	X	12	X	32	64.00	4.4	10 LBS.
	WS201232-B	20	X	12	X	32	55.30	4.4	10 LBS.
MOBILE WIRE SHELVING  <small>FOB: 60609</small>	MWS221333	22	X	13	X	33	90.45	5.5	18 LBS.
	MWS301460	30	X	14	X	60	150.10	14.6	35 LBS.
	MWS361454	36	X	14	X	54	126.55	14.6	30 LBS.
	MWS361872	36	X	18	X	72	239.10	27.0	50 LBS.
	MWS481872	48	X	18	X	72	180.65	36.0	40 LBS.
	MWS481874-B	48	X	18	X	74	247.25	37.0	69 LBS.
EZGR4818-RW3	48	X	18	X	74	215.25	37.0	69 LBS.	
MOBILE WIRE CARTS  <small>FOB: 60609</small>	MWS361838	36	X	18	X	38	201.70	14.3	41 LBS.
	MWS362438	36	X	24	X	38	240.90	19.0	48 LBS.
	MWS482438	48	X	24	X	38	286.05	25.3	56 LBS.
	MKT241434	24	X	14	X	40	84.40	7.7	16 LBS.
	MKTSS241440	24	X	14	X	40	224.00	7.7	24 LBS.
	MKTBB242036	24	X	20	X	36	232.75	10.0	31 LBS.

REPLACE '00' WITH APPROPRIATE COLOR NUMBER BELOW:

COLORS: 01-Red; 02-Charcoal; 03-Burgundy; 04-Tropic Sand; 05-Dove Gray; 06-Blue; 07-Putty; 08-Forest Green; 09-Black; 22-White; A6-Navy Blue; 36-Sky Blue; EY-Yellow; MG-Multi Granite

There is a \$15.00 upcharge for colors not offered as standard colors. Color options will vary by model. Please reference our catalog.



DESCRIPTION	ITEM NUMBER	W X D X H					LIST PRICE	UNIT CUBES	APPROX UNIT WT
		W	X	D	X	H			
TREADPLATE WELDED RACK (see catalog page 34)	TP722472W4	77	X	24	X	72	473.68	8.9	150 LBS.
	TP722472W3	77	X	24	X	72	443.21	8.9	115 LBS.
PALLET RACK COMPONENTS UPRIGHT FRAMES (see catalog page 34) BEAMS (see catalog page 34) WIRE DECKING (see catalog page 34) PALLET RACK SUPPORT CROSSBARS (see catalog page 34)	RF207	2.75	X	42	X	96	221.65	6.4	45 LBS.
	RF209	2.75	X	42	X	120	260.10	8.0	56 LBS.
	RF211	2.75	X	42	X	144	309.95	9.6	67 LBS.
	RB214	96	X	3.8	X	2 3/4"	108.05	0.6	23 LBS.
	RB215	108	X	3.8	X	2 3/4"	124.70	0.7	27 LBS.
	RB232	120	X	3.8	X	2 3/4"	141.30	0.7	32 LBS.
	RWD4246	46	X	42	X	1 1/2	47.80	1.7	20 LBS.
	RWD4252	52	X	42	X	1 1/2	56.65	1.9	22 LBS.
	RWD4258	58	X	42	X	1 1/2	59.95	2.1	24 LBS.
	RA221	2.5	X	42	X	2	27.75	0.1	6 LBS.
BOLTLESS RIVET SHELIVING (see catalog page 35)	CR3618	36	X	18	X	72	152.63	11.6	72 LBS.
	CR4824	48	X	24	X	72	195.01	21.7	102 LBS.
RIVET SHELIVING	UR184872-R	48	X	18	X	72	216.10	2.15	54 LBS.
	ZR481884L6	48	X	18	X	84	216.10	1.89	87 LBS.
	ZRHP4824SVL5	48	X	24	X	72	302.00	2.66	95 LBS.
Z-BEAM BOLTLESS STEEL SHELIVING PARTICLE BOARD SHELVES	UR301260PB5P-SV	30	X	12	X	60	\$85.90	0.9	47 LBS.
	UR361860PB4P-SV	36	X	18	X	60	\$85.90	1.6	47 LBS.
	UR361872PB5P-SV	36	X	18	X	72	\$102.50	1.6	56 LBS.
	UR481872PB5P-SV	48	X	18	X	72	\$121.88	2.2	74 LBS.
	UR482472PB5P-SV	48	X	24	X	72	\$130.19	2.8	102 LBS.
Z-BEAM BOLTLESS STEEL SHELIVING LAMINATE SHELVES WHITE LAMINATE BOARD	UR4818HPSVL6	48	X	18	X	84	\$185.60	1.90	87 LBS.
BOLTLESS STEEL SHELIVING SILVER ENAMEL FINISH	SMR244872W5P	48	X	24	X	72	\$180.06	2.5	73 LBS.
PERFORATED STEEL SHELIVING WHITE FINISH	PWS241228-3W	24	X	12	X	28	\$67.87	0.6	10 LBS.
	PWS241235-4W	24	X	12	X	35	\$84.49	0.8	14 LBS.
	PWS301447-4W	30	X	14	X	47	\$116.34	1.3	22 LBS.
	PWS351471-4W	35	X	14	X	71	\$166.20	2.6	32 LBS.
	PWS351871-5W	35	X	18	X	71	\$196.68	3.2	42 LBS.
WAGONS/SHOPPING CARTS CRATE WAGON (see catalog pages 36 & 37 for all wagons) HEAVY DUTY FOLDING WAGON LIGHT-DUTY FOLDING WAGON FOLDING SHOPPING CART FLAT WAGON 4-WHEEL STEEL FLAT WAGON 2-TIER STEEL WAGON SLIDING DOOR	CW3418	18	X	34	X	21 3/4	166.55	7.8	40 LBS.
	CW4824	24	X	48	X	27 3/8	259.25	18.7	68 LBS.
	CW6031	31	X	60	X	25	600.40	26.9	160 LBS.
	FCW5424	22	X	54	X	26	238.25	3.7	39 LBS.
	FOLDED SIZE	8	X	30	X	23			
	FBW3621	21	X	36	X	25 1/2	201.70	11.1	32 LBS.
	FOLDED SIZE	8	X	30	X	23			
	FCW3622	22	X	36	X	25 1/2	183.75	11.9	25 LBS.
	FOLDED SIZE	8	X	30	X	23			
	FCW3517	17	X	35	X	39	200.70		20 LBS.
	FSC3012	12 3/4	X	11 1/2	X	37	50.95	3.3	7.5 LBS.
	FSC4021	21	X	25	X	40	61.15	12.2	12 LBS.
	FW3820	20	X	38	X	14 1/4	177.80	6.6	36 LBS.
	FW6036	36	X	60	X	17	349.40	21.3	127 LBS.
	FW4824	24	X	48	X	17	212.50	5.3	65 LBS.
	TW3820	20	X	38	X	36	267.00	3.3	53 LBS.
PW3720	22 1/2"	X	46 1/2"	X	24 3/4"	160.00	4.3	39 LBS.	

REPLACE '00' WITH APPROPRIATE COLOR NUMBER BELOW:

COLORS: 01-Red; 02-Charcoal; 03-Burgundy; 04-Tropic Sand; 05-Dove Gray; 06-Blue; 07-Putty; 08-Forest Green; 09-Black; 22-White; A6-Navy Blue; 36-Sky Blue; EY-Yellow; MG-Multi Granite

There is a \$15.00 upcharge for colors not offered as standard colors. Color options will vary by model. Please reference our catalog.

