

2016 List Price

**2016 Product and Specification Guide
Medical Seating/Exam Tables/Medical Equipment**

A Better Healing Environment



Effective January 1, 2016





Healthcare buildings are changing because the practice of medicine is being administered in new and unique venues. Medical Office Buildings (MOB) today have a more competitive atmosphere when recruiting new patients as well as employees. Uninviting surroundings of old medical facilities, built many years ago, are being rebuilt at a rapid pace. The new designs have warm and inviting elements welcoming patients with a home-like environment. However, this warmth seems to stop at the waiting rooms. The exam rooms still have a one color way story not reflecting the healthcare trends of today.

Intensa want to change the current environment by offering on of the largest color stories for the exam room. We have multiple textile collections with extensive color palettes, matching patterns, and non-PVC vinyls. Plus we accept pre-approved COM to match your specific design needs. Our color offerings, combined with multiple casework finishes provides interior designers with unlimited opportunities to incorporate color into the exam room.

Put a little color in your exam with Intensa!





Table of Contents

1. Environmental Statement	Page 6
2. LEED's Participation	Page 7
3. Terms and Conditions	Page 8
4. Warranty	Page 9
5. CF Stinson Partner Program	Page 10
6. Fedex Shipping Zones	Page 11
7. Physician Exam Stools	Page 12-18
8. Bariatric Physician Exam Stools	Page-18
9. Laboratory Seating, Clean Room and ESD Seating	Page-19 to 29
10. Hydraulic Surgery Stools	Page-29
11. Blood Draw/Phlebotomy Seating	Page-30
12. Examination Lighting	Page-31
13. High/Low Power Examination Tables	Page-32
14. Examination Tables	Page-32
15. Exam Treatment Tables	Page-33 to 39
16. Guest and Patient Seating	Page-40 to 42
17. Overbed Tables	Page-43
18. Kick Buckets and Hampers	Page-44



Table of Contents (continued)

19. Utility Cart with Baskets	Page-45
20. Stainless Steel Carts	Page-45
21. Plastic Cart	Page-46
22. Infusion Pump Poles	Page-46-47
23. IV Poles	Page-47 to 49
24. Instrument Stands	Page-49
25. Step Stools and Step Stools with Hand Rails	Page-50 to 51
26. Bariatric Step Stools and Step Stools with Hand Rails	Page-50 to 51
27. Replacement Exam Table Tops	Page-51 to 54
28. Exam Stool and Laboratory Chair Options	Page-55
29. Caster and Glide Options	Page-55
30. Replacement Gas Cylinders	Page-55
31. Tier 1 Vinyl Pricing	Page-55
32. Note Page	Page-56
33. Exam Table Theme Wraps and Decals	Page-57 to 60
34. Laminate, Thermofoil and Paint Finishes for Overbed Tables 179/177	Page-61
35. Tier 1 Vinyl Colors	Page-62
36. CF Stinson Approved Vinyl Card	Page-63
37. Note Page	Page-63



Environmental Commitments

Environmental Values:

Intensa Inc. is an environmentally conscientious manufacturer who is concerned about the environmental impact of product design and manufacturing, and content and recycling of packaging. These concerns are translated into pro-active steps to protect the environment, its natural resources and preserve sensitive ecosystems.

Extending Product Life:

Intensa Inc. designs products to last an extended period of time by using commercial grade components such as high density foam, hardwood or steel chair shells/frames, and heavy duty contract upholstery vinyls. These components when assembled provide a durable product meant to endure the demands of today's workplace. Replacement parts are available for any of our products to repair rather than replace the complete item.

Recycling:

At Intensa's manufacturing facility, we attempt to recycle all excess foam, fabric, wood and corrugated product. These waste products are collected and sent to recyclers to be reprocessed and used again in other products. As well, products used in the manufacturing process have a recycled content such as chair bases, casters, steel frames, some fabrics and chair arms. All cardboard shipping cartons have the highest possible recycled fiber content. At Intensa Inc., we try to ensure that companies that receive and install the product have a recycling program, so the packing material does not end up in a landfill site. Where possible, products are shipped bulk packaged to reduce packing or shipped plastic wrapped to eliminate packing material altogether.

Reducing VOC Emissions:

We are concerned about the health care and medical environment and indoor air quality. In manufacturing, Intensa Inc. uses products or process that reduce VOC (Volatile Organic Compounds) emissions. Adhesives that are used are VOC free which reduces product off gassing. For metal chair frames and exam tables, Intensa Inc. uses an electrostatic powder coating process that is virtually VOC free and produces less waste during the process. Through this process, 98% of the coating is used. A system collects excess powder or over-spray, cleans it and recycles it through the spray.



Possible Contribution to LeedTM Points

Materials and Resources:

MR2.1 (1 Point)

Intensa packaging materials include corrugated cardboard and polyethylene foam, both are 100% recyclable materials. The corrugated material provided is comprised of a linear between 30% and 60% recycled content and a medium comprised of 100% recycled content, which can be recycled in many markets throughout the United States.

MR5.1(1 Point)

When applicable, project location of final assembly, Intensa, Inc. manufactures or assembles its finished products within a 500 mile radius of the project site.

MR7 Certified Wood(1 Point)

Intensa, Inc. only uses wood product in our finished product that is Carb compliant.

Indoor Environmental Quality:

EQ4.5 Low-Emitting Materials-Furniture and Seating, Option A-1 (1-Point)

Air Quality Sciences has stated that all of Intensa's upholstered product is likely to meet all requirements of ANSI/BIFMA M7.1-2007 conformance standard which would include Greenguard and Greenguard Children and Schools TM criteria.



This symbol will represent that the air quality flow rate of 24.8 m³/h will apply to that particular product and should meet requirements for ANSI/BIFMA M7.1-2007



Terms and Conditions

Payment Terms: Regular terms are Net 30 days (date of invoice). All invoices are dated the day of shipment. A late payment charge of 1 1/2 % per month, 18% per annum, on past due accounts or the highest amount permitted by law will be assessed. To open an account the names and addresses of five trades references, your company bank and resale number will be required. If an account has not been established, orders will be handled on a Proforma, COD or credit card basis. Intensa, Inc. accepts MasterCard, Visa, AMX and Discover for payment.

Intensa will additionally add a 2% fee for any payments made after the 10th billing day of invoice for credit card payments. Intensa, Inc. reserves the right to assign invoices to a factoring company.

Freight Policy: All freight charges are prepaid and allowed unless noted. Prices are determined by zone location to which is shipped. All shipments are F.O.B. High Point, NC, unless specified. (Title of goods transfers to purchaser when shipment leaves our dock). All orders will be shipped via best carrier available at time of shipment. Upgrade shipments (Next Day Air, Second Day Air, etc.) are available, contact customer service for additional shipping charges.

Additional Delivery Charges:

Residential Delivery Charges-	Amount billed by carrier.
Address Correction-	Amount billed by carrier.
Definite Delivery Charges for Freight-	Amount billed by carrier
Secured Area Delivers-	Amount billed by carrier.

Freight Claims: All shipments should be carefully inspected for damage upon receipt. Any carton damage should be noted on the freight bill or delivery receipt. **Concealed damage requires immediate inspection by carrier within 15 days from receipt of goods. Intensa, Inc. cannot file a freight claim on behalf of its customers.**

Returning Merchandise: Arrangements must be made in writing prior to the return of any merchandise. Please call customer service at (336)-884-4096 for further information. Unauthorized returns will not be accepted and Intensa, Inc. will not be responsible for any resulting charges incurred. **Only new product in the original carton may be returned per the following restocking charges. Replacement Exam Bed Tops are custom made and not returnable for credit.**

Return Policy:

Return with reorder.	Credit
Merchandise less than six months.	75% Plus shipping charges.
Merchandise greater than six months, less than one year.	65% Plus shipping charges.
Goods greater than one year.	50% Plus shipping charges.
Merchandise returned that is unsuitable for resale.	No credit allowed.
Intensa, Inc. error in processing can be returned at no charge.	No credit allowed.

Ordering Information: All orders for product must be submitted on a purchase order via fax or email. No verbal orders will be taken unless order is prepaid. Payment can be made with company check or credit card (MasterCard, Visa, AMX and Discover). Contact customer service for more details concerning prepaids. The following information is required on all purchase orders.

Quantity of each model, Model Number, Upholstery Pattern/Color/Laminate and Selection of Options

Caseworks Cancellation-Orders cancelled prior to the start of production are subject to expenses incurred in processing order. No cancellations will be accepted after the start of production.

Responsibility for Installation-Installation is the responsibility of the purchaser and/or the installer selected by the purchaser. Intensa is not responsible or liable for damage or injury caused by improper installation, including but not limited to the failure of installers to provide adequate fasteners and other support for the load imposed by the weight of cabinets and their contents.

Fire Retardant Foam: The standard foam supplied with each Intensa, Inc. product meets the specifications for California Technical Bulletin 117. California Technical Bulletin 133 available with up-charge. Intensa, Inc. is dedicated to providing you and your customer with high quality products. In doing so, we reserve the right to improve, discontinue or modify designs with new materials and or manufacturing techniques without prior written notice.



Limited Warranty

Single Shift Seating-Intensa, Inc. warrants to the original purchaser that its product will be free from defects in materials and workmanship under single shift use and service for (10) years from date of shipment. Intensa, Inc. will not be responsible for any product failure due to abuse, misuse, modification, improper use or for any use which exceeds the published capacity of the product which is 350lbs. This warranty does not cover upholstery materials, either supplied by Intensa, Inc. or the purchasers as COM. All upholstery material supplied by us will offer a (2) year warranty. Should a defect occur on upholstery material supplied by us and used under normal conditions, we will repair or replace defective product free of charge provided that product is returned to us promptly, prepaid, and with return authorization.

Multi Shift Seating-Intensa, Inc. warrants to the original purchaser that its product will be free from defects in materials and workmanship under multi shift use and service for (3) years from date of shipment. Intensa, Inc. will not be responsible for any product failure due to abuse, misuse, modification, improper use or for any use which exceeds the published capacity of the product which is 300 lbs. This warranty does not cover upholstery materials, either supplied by Intensa, Inc. or the purchasers as COM. All upholstery material supplied by us will offer a (1) year warranty. Should a defect occur on upholstery material supplied by us and used under normal conditions, we will repair or replace defective product free of charge provided that product is returned to us promptly, prepaid, and with return authorization.

Exam Tables (400,410,420)-Intensa, Inc. warrants to the original purchaser that its product will be free from defects in materials and workmanship under single shift use and service for (5) years from date of shipment. Intensa, Inc. will not be responsible for any product failure due to abuse, misuse, modification, improper use or for any use which exceeds the published capacity of the product which is 500 lbs. This warranty does not cover upholstery materials, either supplied by Intensa, Inc. or the purchasers as COM. All upholstery material supplied by us will offer a (2) year warranty. Should a defect occur on upholstery material supplied by us and used under normal conditions, we will repair or replace defective product free of charge provided that product is returned to us promptly, prepaid, and with return authorization. Vinyl wrap on theme tables have a (2) year warranty.

Exam Tables (460)-Intensa, Inc. warrants to the original purchaser that its product will be free from defects in materials and workmanship under single shift use and service for (5) years on metal frame. On lifting columns, actuators and control boxes (2) years from date of shipment (these components will be tested for misuse or abuse on any claim submitted to Intensa and settled after testing is complete. Exceeding weight limit will cause failure and will be indicated in testing). Intensa, Inc. will not be responsible for any product failure due to abuse, misuse, modification, improper use or for any use which exceeds the published capacity of the product which is 700 lbs. This warranty does not cover upholstery materials, either supplied by Intensa, Inc. or the purchasers as COM. All upholstery material supplied by us will offer a (2) year warranty. Should a defect occur on upholstery material supplied by us and used under normal conditions, we will repair or replace defective product free of charge provided that product is returned to us promptly, prepaid, and with return authorization.

Lighting-Intensa, Inc. warrants its lighting product to be free from defects and workmanship under normal use and service for a period of (5) years from date of shipment (except model 500 which carries a 1 year warranty) . Should a defect occur on any lighting product used under normal conditions, we will repair or replace defective product free of charge provided that product is returned to us promptly, prepaid, and with return authorization. Any claims on the above warranty using outside labor or other charges will be allowed only with the consent and prior written approval by Intensa, Inc. Products must not be returned without proper written authorization from Intensa, Inc. Request for authorization must be in writing and accompanied by the original purchase order.

Medical Equipment-Intensa, Inc. warrants its product to be free from defects and workmanship under normal use and service for a period of (1) year from date of shipment. Should a defect occur on any product used under normal conditions, we will repair or replace defective product free of charge provided that product is returned to us promptly, prepaid, and with return authorization. Any claims on the above warranty using outside labor or other charges will be allowed only with the consent and prior written approval by Intensa, Inc. Products must not be returned without proper written authorization from Intensa, Inc. Request for authorization must be in writing and accompanied by the original purchase order.

****Please Read Carefully For All Chair Styles That Use A Foot Ring****

Please note for all chairs or stool models that use a foot ring; the foot ring is not to be used as a step to facilitate the lifting of an individual up and into the chair. The sole purpose of the foot ring is the resting of feet only! All models that have a height range 23” to 35” require strict adherence to the 300 lb. weight limit of the product, especially during full extension of pneumatic lift. Intensa will not be liable for any failure to adhere to the above design specifications. Improper use of Foot Rings voids warranty.



Approved Stinson Vinyl's and Tiers

Stinson®

Patty Madden
Designs for **Stinson**

Abacus	Teir	5	Fizz	Tier	3	Spirit Millennium	Tier	2	Wink	Tier	6
All American	Tier	2	Geomet	Tier	3	Stratosphere	Tier	2			
Apex	Tier	3	Kilkinny Tweed	Tier	2	Symphony Classic	Tier	2	<u>Patty Maden</u>		
Auberge	Tier	7	Laredo	Tier	2	Tendril	Tier	2	Affinity	Tier	6
Avant	Tier	2	Liquid	Tier	3	Tessuto	Tier	2	Aspen	Tier	6
Bambu	Tier	5	Moccasin	Tier	2	Twilight	Tier	2	Banyan	Tier	6
Bon Voyage	Tier	5	Natural World	Tier	5	Valise	Tier	4	Bari	Tier	6
Burshire	Tier	2	Naugaleather	Tier	2	Verdure	Tier	4	Capreni	Tier	6
Casablanca	Tier	5	Naugasoft	Tier	2	Walk the Line	Tier	5	Eli	Tier	6
Cassidy	Tier	2	Neochrome	Tier	2	Whisper	Tier	2	Juxy	Tier	6
Catalyst	Tier	2	Oxford	Tier	2	Whitney	Tier	3	Lava	Tier	7
Charlise	Tier	2	Petals	Tier	4	Ziggy	Tier	2	Martini	Tier	6
Chamea	Tier	2	Raffia	Tier	3				Olympus	Tier	6
Check Make	Tier	2	Rally	Tier	2	<u>PVC FREE</u>			Plexus	Tier	6
Cirque	Tier	3	Rialto	Tier	2	Arioso	Tier	4	Revolve	Tier	7
Citadel	Tier	2	Savoy	Tier	2	Cielo	Tier	9	Rivera	Tier	6
Clean Slate	Tier	3	Scout	Tier	2	Camino	Tier	9	Vortexia	Tier	7
Criss Cross	Tier	2	Scribe	Tier	3	E'lan	Tier	9	Ybor	Tier	6
Dash	Tier	3	Script	Tier	3	Mesa	Tier	9			
Dodge Ball	Tier	5	Shantung	Tier	2	Sedona	Tier	9			
Estrada	Tier	6	Simplicity	Tier	2	Siverado	Tier	5			
English Pub	Tier	2	Smile	Tier	5	Sundance	Tier	3			
Facet	Tier	3	Sphere	Tier	3	Volterra-HC	Tier	9			

Intensa Standard Vinyls and PVC Free

Standard Vinyl	Tier	1
Venue	Tier	2
Vista	Tier	2
Guardian	Tier	2
Dolce	Tier	2
Chameleon	Tier	10

Dolce-PVC Free
Guardian-Vinyl/Urethane Hybrid

******Please Read******

The Tiered products listed on this page have been tested, approved and will produce the desired results required by our quality department. Please remember, any COM's must be approved by our COM department. Due to the nature of our product, some COM material may not perform or upholster to our standards which Intensa will not be responsible.



Ground Shipping Zone List

<u>State</u>	<u>Zone</u>	<u>State</u>	<u>Zone</u>	<u>State</u>	<u>Zone</u>	<u>State</u>	<u>Zone</u>
AL	1	KS	2	NE	2	TN	1
AR	1	KY	1	NH	1	TX	2
AZ	3	LA	1	NJ	1	UT	3
CA	3	MA	1	NM	3	VA	1
CO	2	MD	1	NV	3	VT	1
CT	1	ME	1	NY	1	WA	3
DE	1	MI	1	OH	1	WI	1
FL	1	MN	2	OK	2	WV	1
GA	1	MO	1	OR	3	WY	3
ID	3	MS	1	PA	1		
IL	1	MT	3	RI	1	Hawaii-Contact Factory	
IN	1	NC	1	SC	1	Alaska-Contact Factory	
IA	1	ND	2	SD	2		

Zone 1	Alabama Arkansas Connecticut Delaware Florida Georgia Illinois	Indiana Iowa Kentucky Louisiana Maine Maryland Massachusetts	Michigan Mississippi Missouri New Hampshire New Jersey New York North Carolina	Ohio Pennsylvania Rhode Island South Carolina Tennessee Vermont Virginia	Wisconsin West Virginia
Zone 2	Colorado Kansas	Minnesota North Dakota	Nebraska Oklahoma	South Dakota Texas	
Zone 3	Arizona California	Idaho Montana	New Mexico Nevada	Oregon Utah	Washington Wyoming

F - Denotes Freight Must Be Added To Item

990 Series Physician Exam Stools



993



992



991

993 Physician Stool with Chrome 360° Hand Release and Polished Aluminum Base

List	COM	Tier 1	Tier 2	Tier 3	Tier 4	Tier 5	Tier 6	Tier 7	Tier 8	Tier 9	Tier 10
Zone 1	373	387	446	487	527	573	614	655	696	737	782
Zone 2	393	407	466	507	547	593	634	675	716	757	802
Zone 3	400	414	473	514	555	600	641	682	723	764	810

Standard Height-18"-23" Base Diameter-24" with 2" Casters 360 Degree Hand Release Wt. Capacity 350 lbs.
 Seat Dimensions-16" Pneumatic Height Adjustment Polished Aluminum Base Ship Weight 23 lbs.
 COM Requirements 1yd. (Please submit sample for approval)

Seat Height Options	Foot Ring Options	Procedure Arm Option	Option Pictures
993-7 Height 19"-26" Add \$30.00	993-FR Add \$88.00	Not Available	See Page 55
993-10 Height 22"-32" Add \$38.00			

Back Rest Option	Tablet Arm Option	TB 133 Option	Caster Options
Not Available	Not Available	Add \$50.00	See Page 55



992 Physician Stool with Chrome 360° Hand Release and Brushed Aluminum Base with Toe Caps

List	COM	Tier 1	Tier 2	Tier 3	Tier 4	Tier 5	Tier 6	Tier 7	Tier 8	Tier 9	Tier 10
Zone 1	360	374	433	474	515	560	601	642	683	724	769
Zone 2	380	394	453	494	535	580	621	662	703	744	789
Zone 3	388	401	460	501	542	588	629	670	710	751	797

Standard Height-17"-22" Base Diameter-24" with 2" Casters 360 Degree Hand Release Wt. Capacity 350 lbs.
 Seat Diameter-16" Pneumatic Height Adjustment Aluminum Base with Toe Caps Ship Weight 23 lbs.
 COM Requirements 1yd. (Please submit sample for approval)

Seat Height Options	Foot Ring Options	Procedure Arm Option	Options Pictures
992-7 Height 18"-25" Add \$30.00	992-FR Add \$88.00	Not Available	See Page 55
992-10 Height 21"-31" Add \$38.00			

Back Rest Option	Tablet Arm Option	TB 133 Option	Caster Options
Not Available	Not Available	Add \$50.00	See Page 55



991 Physician Stool with Chrome 360° Hand Release and Black Composite Base

List	COM	Tier 1	Tier 2	Tier 3	Tier 4	Tier 5	Tier 6	Tier 7	Tier 8	Tier 9	Tier 10
Zone 1	305	318	377	418	459	505	546	587	627	668	714
Zone 2	325	338	397	438	479	525	566	607	647	688	734
Zone 3	332	346	405	446	487	532	573	614	655	696	741

Standard Height-18"-23" Base Diameter-24" with 2" Casters 360 Degree Hand Release Wt. Capacity 350 lbs.
 Seat Diameter-16" Pneumatic Height Adjustment Black Nylon Composite Base Ship Weight 23 lbs.
 COM Requirements 1yd. (Please submit sample for approval)

Seat Height Options	Foot Ring Options	Procedure Arm Option	Options Pictures
991-7 Height 19"-27" Add \$30.00	991-FR Add \$88.00	Not Available	See Page 55
991-10 Height 22"-32" Add \$38.00			

Back Rest Option	Tablet Arm Option	TB 133 Option	Caster Options
Not Available	Not Available	Add \$50.00	See Page 55



980 Series Physician Exam Stools



983



982



981

983 Physician Stool with 360° Foot Release and Polished Aluminum Base

List	COM	Tier 1	Tier 2	Tier 3	Tier 4	Tier 5	Tier 6	Tier 7	Tier 8	Tier 9	Tier 10
Zone 1	582	595	655	695	736	782	823	864	905	945	991
Zone 2	614	628	687	728	769	814	855	896	937	978	1023
Zone 3	619	633	692	733	774	819	860	901	942	983	1028
Standard Height-19.75"-24.75"				Base Diameter-24" with 2" Casters			360 Degree Foot Release			Wt. Capacity 350 lbs.	
Seat Dimensions-16"				Pneumatic Height Adjustment			Polished Aluminum Base			Ship Weight 25 lbs.	
Overall Height w/Backrest-33.75"-38.75"				COM Requirements 1yd. (Please submit sample for approval)							
Seat Height Options				Foot Ring Options			Procedure Arm Option			Option Pictures	
983-7 Height 23.5"-30" Add \$30.00				Not Available			Not Available			See Page 55	
983-10 Height 25.75"-35.25" Add \$38.00											
Back Rest Option				Tablet Arm Option			TB 133 Option			Caster Options	
983-B Add \$140.00				Not Available			Add \$50.00			See Page 55	
983-CB Add \$250.00											



982 Physician Stool with 360° Foot Release and Brushed Aluminum Base with Toe Caps

List	COM	Tier 1	Tier 2	Tier 3	Tier 4	Tier 5	Tier 6	Tier 7	Tier 8	Tier 9	Tier 10
Zone 1	562	575	634	675	716	762	802	843	884	925	971
Zone 2	594	608	667	708	749	794	835	876	917	958	1003
Zone 3	599	613	672	713	754	799	840	881	922	963	1008
Standard Height-19"-24"				Base Diameter-24" with 2" Casters			360 Degree Foot Release			Wt. Capacity 350 lbs.	
Seat Dimensions-16"				Pneumatic Height Adjustment			Aluminum Base with Toe Caps			Ship Weight 25 lbs.	
Overall Height w/Backrest-32.5"-37.5"				COM Requirements 1yd. (Please submit sample for approval)							
Seat Height Options				Foot Ring Options			Procedure Arm Option			Option Pictures	
982-7 Height 22.5"-29" Add \$30.00				Not Available			Not Available			See Page 55	
982-10 Height 24.75"-34.25" Add \$38.00											
Back Rest Option				Tablet Arm Option			TB 133 Option			Caster Options	
982-B Add \$140.00				Not Available			Add \$50.00			See Page 55	
982-CB Add \$250.00											



981 Physician Stool with 360° Foot Release and Black Composite Base

List	COM	Tier 1	Tier 2	Tier 3	Tier 4	Tier 5	Tier 6	Tier 7	Tier 8	Tier 9	Tier 10
Zone 1	506	520	579	620	661	706	747	788	829	870	915
Zone 2	539	552	611	652	693	739	780	820	861	902	948
Zone 3	544	557	616	657	698	744	785	825	866	907	953
Standard Height-19.75"-24.75"				Base Diameter-24" with 2" Casters			360 Degree Foot Release			Wt. Capacity 350 lbs.	
Seat Dimensions-16"				Pneumatic Height Adjustment			Black Nylon Composite Base			Ship Weight 24 lbs.	
Overall Height w/Backrest-33.75"-38.75"				COM Requirements 1yd. (Please submit sample for approval)							
Seat Height Options				Foot Ring Options			Procedure Arm Option			Option Pictures	
981-7 Height 23.5"-30" Add \$30.00				Not Available			Not Available			See Page 55	
981-10 Height 25.75"-35.25" Add \$38.00											
Back Rest Option				Tablet Arm Option			TB 133 Option			Caster Options	
981-B Add \$140.00				Not Available			Add \$50.00			See Page 55	
981-CB Add \$250.00											



970 Series Physician Exam Stools



973



972



971

973 Physician Stool with D-Handle Release and Polished Aluminum Base

List	COM	Tier 1	Tier 2	Tier 3	Tier 4	Tier 5	Tier 6	Tier 7	Tier 8	Tier 9	Tier 10		
Zone 1	361	375	434	475	516	561	602	643	684	725	770		
Zone 2	381	395	454	495	536	581	622	663	704	745	790		
Zone 3	389	402	461	502	543	589	630	671	711	752	798		
Standard Height-18.5"-24"				Base Diameter-24" with 2" Casters				"D" Handle Release				Wt. Capacity 350 lbs.	
Seat Dimensions-16"				Pneumatic Height Adjustment				Polished Aluminum Base				Ship Weight 22 lbs.	
Overall Height w/Backrest-33.5"-38.5"				COM Requirements 1yd. (Please submit sample for approval)									
Seat Height Options				Foot Ring Options				Procedure Arm Option				Option Pictures	
973-7 Height 20.5"-28.25" Add \$30.00				973-FR Add \$88.00				973-7-PA Add \$360.00				See Page 55	
973-10 Height 24.5"-35" Add \$38.00													
Back Rest Option				Tablet Arm Option				TB 133 Option				Caster Options	
973-B Add \$140.00				Not Available				Add \$50.00				See Page 55	
973-CB Add \$250.00													



972 Physician Stool with D-Handle Release and Brushed Aluminum Base with Toe Caps

List	COM	Tier 1	Tier 2	Tier 3	Tier 4	Tier 5	Tier 6	Tier 7	Tier 8	Tier 9	Tier 10		
Zone 1	349	362	421	462	503	549	589	630	671	712	758		
Zone 2	369	382	441	482	523	569	609	650	691	732	778		
Zone 3	376	390	449	490	531	576	617	658	699	740	785		
Standard Height-17.5"-23"				Base Diameter-24" with 2" Casters				"D" Handle Release				Wt. Capacity 350 lbs.	
Seat Diameter-16"				Pneumatic Height Adjustment				Aluminum Base with Toe Caps				Ship Weight 22 lbs.	
Overall Height w/Backrest-32.5"-37.5"				COM Requirements 1yd. (Please submit sample for approval)									
Seat Height Options				Foot Ring Options				Procedure Arm Option				Options Pictures	
972-7 Height 19.5"-27.25" Add \$30.00				972-FR Add \$88.00				972-7-PA Add \$360.00				See Page 55	
972-10 Height 23.5"-34" Add \$38.00													
Back Rest Option				Tablet Arm Option				TB 133 Option				Caster Options	
972-B Add \$140.00				Not Available				Add \$50.00				See Page 55	
972-CB Add \$250.00													



971 Physician Stool with D-Handle Release and Black Composite Base

List	COM	Tier 1	Tier 2	Tier 3	Tier 4	Tier 5	Tier 6	Tier 7	Tier 8	Tier 9	Tier 10		
Zone 1	293	307	366	407	448	493	534	575	616	657	702		
Zone 2	313	327	386	427	468	513	554	595	636	677	722		
Zone 3	321	334	393	434	475	521	561	602	643	684	730		
Standard Height-18.5"-24"				Base Diameter-24" with 2" Casters				"D" Handle Release				Wt. Capacity 350 lbs.	
Seat Diameter-16"				Pneumatic Height Adjustment				Black Nylon Composite Base				Ship Weight 21 lbs.	
Overall Height w/Backrest-33.5"-38.5"				COM Requirements 1yd. (Please submit sample for approval)									
Seat Height Options				Foot Ring Options				Procedure Arm Option				Options Pictures	
971-7 Height 20.5"-28.25" Add \$30.00				971-FR Add \$88.00				971-7-PA Add \$360.00				See Page 55	
971-10 Height 24.5"-35" Add \$38.00													
Back Rest Option				Tablet Arm Option				TB 133 Option				Caster Options	
971-B Add \$140.00				Not Available				Add \$50.00				See Page 55	
971-CB Add \$250.00													



960 Series Physician Exam Stools



963



962



961

963 Physician Stool with Single Handle Release and Polished Aluminum Base

List	COM	Tier 1	Tier 2	Tier 3	Tier 4	Tier 5	Tier 6	Tier 7	Tier 8	Tier 9	Tier 10
Zone 1	352	365	424	465	506	552	593	633	674	715	761
Zone 2	372	385	444	485	526	572	613	653	694	735	781
Zone 3	379	393	452	493	534	579	620	661	702	743	788
Standard Height-18.5"-24" Seat Dimensions-16" Overall Height w/Backrest-33.5"-38.5"				Base Diameter-24" with 2" Casters Pneumatic Height Adjustment COM Requirements 1yd. (Please submit sample for approval)			Single Lever Hand Release Polished Aluminum Base			Wt. Capacity 350 lbs. Ship Weight 21 lbs.	
Seat Height Options				Foot Ring Options			Procedure Arm Option			Option Pictures	
963-7 Height 20.5"-28.25" Add \$30.00				963-FR Add \$88.00			963-7-PA Add \$360.00			See Page 55	
963-10 Height 24.5"-35" Add \$38.00											
Back Rest Option				Tablet Arm Option			TB 133 Option			Caster Options	
963-B Add \$140.00				Not Available			Add \$50.00			See Page 55	
963-CB Add \$250.00											

962 Physician Stool with Single Lever Release and Brushed Aluminum Base with Toe Caps

List	COM	Tier 1	Tier 2	Tier 3	Tier 4	Tier 5	Tier 6	Tier 7	Tier 8	Tier 9	Tier 10
Zone 1	340	354	413	454	494	540	581	622	663	704	749
Zone 2	360	374	433	474	514	560	601	642	683	724	769
Zone 3	367	381	440	481	522	567	608	649	690	731	777
Standard Height-17.5"-23" Seat Dimensions-16" Overall Height w/Backrest-32.5"-37.5"				Base Diameter-24" with 2" Casters Pneumatic Height Adjustment COM Requirements 1yd. (Please submit sample for approval)			Single Lever Hand Release Aluminum Base with Toe Caps			Wt. Capacity 350 lbs. Ship Weight 21 lbs.	
Seat Height Options				Foot Ring Options			Procedure Arm Option			Option Pictures	
962-7 Height 19.5"-27.25" Add \$30.00				962-FR Add \$88.00			962-7-PA Add \$360.00			See Page 55	
962-10 Height 23.5"-34" Add \$38.00											
Back Rest Option				Tablet Arm Option			TB 133 Option			Caster Options	
962-B Add \$140.00				Not Available			Add \$50.00			See Page 55	
962-CB Add \$250.00											

961 Physician Stool with Single Lever Release and Black Composite Base

List	COM	Tier 1	Tier 2	Tier 3	Tier 4	Tier 5	Tier 6	Tier 7	Tier 8	Tier 9	Tier 10
Zone 1	283	297	356	397	438	483	524	565	606	647	693
Zone 2	303	317	376	417	458	503	544	585	626	667	713
Zone 3	311	325	384	425	465	511	552	593	634	675	720
Standard Height-18.5"-24" Seat Dimensions-16" Overall Height w/Backrest-33.5"-39"				Base Diameter-24" with 2" Casters Pneumatic Height Adjustment COM Requirements 1yd. (Please submit sample for approval)			Single Lever Hand Release Black Nylon Composite Base			Wt. Capacity 350 lbs. Ship Weight 20 lbs.	
Seat Height Options				Foot Ring Options			Procedure Arm Option			Option Pictures	
961-7 Height 20.5"-28.25" Add \$30.00				961-FR Add \$88.00			961-7-PA Add \$360.00			See Page 55	
961-10 Height 24.5"-35" Add \$38.00											
Back Rest Option				Tablet Arm Option			TB 133 Option			Caster Options	
961-B Add \$140.00				Not Available			Add \$50.00			See Page 55	
961-CB Add \$250.00											

950 and 940 Series Physician Exam Stools/Sit Stand Stool



958




951




941


958 Industrial Stool with Single Lever Release and a Black Tubular Steel Base with Foot Ring and Glides

List	COM	Tier 1	Tier 2	Tier 3	Tier 4	Tier 5	Tier 6	Tier 7	Tier 8	Tier 9	Tier 10
Zone 1	445	458	517	558	599	645	685	726	767	808	854
Zone 2	477	491	550	591	632	677	718	759	800	841	886
Zone 3	482	496	555	596	637	682	723	764	805	846	891
Standard Height-17.5"-23" Seat Dimensions-16" Casters will Increase Height 2"				Base Diameter-24" with Glides Pneumatic Height Adjustment COM Requirements 1yd. (Please submit sample for approval)			Single Lever Hand Release Five Leg Base w/20" Footring			Weight Capacity 350 lbs. Ship Weight 23 lbs.	
Seat Height Options				Foot Ring Options			Procedure Arm Option			Option Pictures	
958-7 Height 19.25"-26.5" Add \$30.00				Standard			958-7-PA Add \$360.00			See Page 55	
958-10 Height 23.5"-34" Add \$38.00											
Back Rest Option				Tablet Arm Option			TB 133 Option			Caster Options	
958-B Add \$140.00				Not Available			Add \$50.00			See Page 55 	
958-CB Add \$250.00											

951 Physician Stool with Single Lever Release and Black Composite Base

List	COM	Tier 1	Tier 2	Tier 3	Tier 4	Tier 5	Tier 6	Tier 7	Tier 8	Tier 9	Tier 10
Zone 1	260	272	327	364	402	443	481	518	556	593	635
Zone 2	280	292	347	384	422	463	501	538	576	613	655
Zone 3	287	300	354	392	429	471	508	546	583	621	662
Standard Height-18.5"-24" Seat Dimensions-16" Overall Height w/Backrest-33.5"-39"				Base Diameter-24" with 2" Casters Pneumatic Height Adjustment COM Requirements 1yd. (Please submit sample for approval)			Single Lever Hand Release Black Nylon Composite Base			Wt. Capacity 350 lbs. Ship Weight 20 lbs.	
Seat Height Options				Foot Ring Options			Procedure Arm Option			Option Pictures	
951-7 Height 20.5"-28.25" Add \$30.00				951-FR Add \$88.00			951-7-PA Add \$360.00			See Page 55	
951-10 Height 24.5"-35" Add \$38.00											
Back Rest Option				Tablet Arm Option			TB 133 Option			Caster Options	
951-B Add \$140.00				Not Available			Add \$50.00			See Page 55 	
951-CB Add \$250.00											

941 Urethane Sit/Stand with Single Lever Release and Black Composite Base

List	COM	Tier 1	Tier 2	Tier 3	Tier 4	Tier 5	Tier 6	Tier 7	Tier 8	Tier 9	Tier 10
Zone 1	302										
Zone 2	322										
Zone 3	330										
Standard Height-21" to 31.5" Seat Dimensions-12" x 12" Urethane Seat (Black Standard Color)				Base Diameter-24" with 2 3/8" Glides Pneumatic Height Adjustment			Single Lever Hand Release Black Nylon Composite Base			Wt. Capacity 350 lbs. Ship Weight 21 lbs.	
Seat Height Options				Foot Ring Options			Procedure Arm Option			Option Pictures	
941-5 Height 15.25"-20.75" Add \$30.00				941-FR Add \$88.00			Not Available			See Page 55	
941-7 Height 17.25"-24.75" Add \$38.00											
Back Rest Option				Tablet Arm Option			TB 133 Option			Caster Options	
Not Available				Not Available			Not Available			See Page 55 	

930 Series Physician Exam Stools with Manual Spin Lift



933



932



931

933 Physician Exam Stool with Manual Adjustment and Polished Aluminum Base

List	COM	Tier 1	Tier 2	Tier 3	Tier 4	Tier 5	Tier 6	Tier 7	Tier 8	Tier 9	Tier 10
Zone 1	352	366	425	466	507	552	593	634	675	716	761
Zone 2	372	386	445	486	527	572	613	654	695	736	781
Zone 3	380	394	453	494	534	580	621	662	703	744	789
Standard Height-19.5"-23"				Base Diameter-24" with 2" Casters			Wt. Capacity 350 lbs.			Wt. Capacity 350 lbs.	
Seat Dimensions-16"				Manual Spin Lift			Polished Aluminum Base			Ship Weight 23 lbs.	
COM Requirements 1yd. (Please submit sample for approval)											
Seat Height Options				Foot Ring Options				Procedure Arm Option		Option Pictures	
Not Available				Not Available				Not Available		See Page 55	
Back Rest Option				Tablet Arm Option				TB 133 Option		Caster Options	
933-B Add \$140.00				Not Available				Add \$50.00		See Page 55	
933-CB Add \$250.00											



932 Physician Exam Stool with Manual Adjustment and Brushed Aluminum Base with Toe Caps

List	COM	Tier 1	Tier 2	Tier 3	Tier 4	Tier 5	Tier 6	Tier 7	Tier 8	Tier 9	Tier 10
Zone 1	340	353	412	453	494	540	581	621	662	703	749
Zone 2	360	373	432	473	514	560	601	641	682	723	769
Zone 3	367	381	440	481	522	567	608	649	690	731	776
Standard Height-18.5"-22"				Base Diameter-24" with 2" Casters			Wt. Capacity 350 lbs.			Wt. Capacity 350 lbs.	
Seat Dimensions-16"				Manual Spin Lift			Aluminum Base with Toe Caps			Ship Weight 23 lbs.	
COM Requirements 1yd. (Please submit sample for approval)											
Seat Height Options				Foot Ring Options				Procedure Arm Option		Option Pictures	
Not Available				Not Available				Not Available		See Page 55	
Back Rest Option				Tablet Arm Option				TB 133 Option		Caster Options	
932-B Add \$140.00				Not Available				Add \$50.00		See Page 55	
932-CB Add \$250.00											



931 Physician Exam Stool with Manual Adjustment and Black Composite Base

List	COM	Tier 1	Tier 2	Tier 3	Tier 4	Tier 5	Tier 6	Tier 7	Tier 8	Tier 9	Tier 10
Zone 1	263	276	330	368	405	447	484	522	559	597	638
Zone 2	283	296	350	388	425	467	504	542	579	617	658
Zone 3	291	303	358	395	433	474	512	549	587	624	666
Standard Height-19.5"-23"				Base Diameter-24" with 2" Casters			Wt. Capacity 350 lbs.			Wt. Capacity 350 lbs.	
Seat Dimensions-16"				Manual Spin Lift			Black Nylon Composite Base			Ship Weight 22 lbs.	
COM Requirements 1yd. (Please submit sample for approval)											
Seat Height Options				Foot Ring Options				Procedure Arm Option		Option Pictures	
Not Available				Not Available				Not Available		See Page 55	
Back Rest Option				Tablet Arm Option				TB 133 Option		Caster Options	
931-B Add \$140.00				Not Available				Add \$50.00		See Page 55	
931-CB Add \$250.00											



920 and 910 Series Bariatric Stools and Industrial Seating



928



Bariatric

925



Bariatric

915

928 Urethane Seat Industrial Stool with Five Leg Tubular Base with Footring

List

Zone 1	426
Zone 2	459
Zone 3	464

Standard Height-15"-20.5"	Base Diameter-24" with Glides	Single Lever Hand Release	Weight Capacity 350lbs.
Seat Dimensions-14"	Pneumatic Height Adjustment	Five Leg Base w/20" Footring	Ship Weight 23 lbs.
Seat Height Options	Foot Ring Options	Procedure Arm Option	Option Pictures
958-7 Height 16"-23.25" Add \$30.00	Standard	958-7-PA Add \$360.00	See Page 55
958-10 Height 20.5"-31" Add \$38.00			
Back Rest Option	Tablet Arm Option	TB 133 Option	Caster Options
Not Available	Not Available	Not Available	See Page 55
Standard with Glides (Casters Add 2" in Height)			



925 Bariatric Physician Stool with Chrome Cylinder and Polished Heavy Duty Base (Fixed Height)

List	COM	Tier 1	Tier 2	Tier 3	Tier 4	Tier 5	Tier 6	Tier 7	Tier 8	Tier 9	Tier 10
Zone 1	620	633	692	733	774	820	860	901	942	983	1029
Zone 2	652	666	725	766	807	852	893	934	975	1016	1061
Zone 3	657	671	730	771	812	857	898	939	980	1021	1066
Standard Height-19"				Base Diameter-26" with 2" Casters			Fixed Height No Adjustment			Wt. Capacity 600lbs.	
Seat Dimensions-16"				HD Polished Aluminum Base						Ship Weight 33 lbs.	
COM Requirements 1yd. (Please submit sample for approval)											
Seat Height Options				Foot Ring Options			Procedure Arm Option			Option Pictures	
926- Height 21" Add \$14.00				Not Available			Not Available			See Page 55	
Back Rest Option				Arm Rest Option			TB 133 Option			Caster Options	
Not Available				Not Available			Add \$50.00			See Page 55	



915 Bariatric Physician Stool with Black Cylinder and Black Heavy Duty Base (Fixed Height)

List	COM	Tier 1	Tier 2	Tier 3	Tier 4	Tier 5	Tier 6	Tier 7	Tier 8	Tier 9	Tier 10
Zone 1	620	633	692	733	774	820	860	901	942	983	1029
Zone 2	652	666	725	766	807	852	893	934	975	1016	1061
Zone 3	657	671	730	771	812	857	898	939	980	1021	1066
Standard Height-19"				Base Diameter-26" with 2" Casters			Fixed Height No Adjustment			Wt. Capacity 600lbs.	
Seat Dimensions-16"				HD Black Aluminum Base						Ship Weight 33 lbs.	
COM Requirements 1yd. (Please submit sample for approval)											
Seat Height Options				Foot Ring Options			Procedure Arm Option			Option Pictures	
916- Height 21" Add \$14.00				Not Available			Not Available			See Page 55	
Back Rest Option				Arm Rest Option			TB 133 Option			Caster Options	
Not Available				Not Available			Add \$50.00			See Page 55	



890 and 880 Laboratory Seating and Clean Room Seating



894




884



Clean Room 884-CC


894 Lab Chair with Folding Plastic Back, Black Vinyl Seat, Urethane Arms, Black Nylon Composite Frame and Base

List

Zone 1	774			
Zone 2	806			
Zone 3	811			
Standard Height-22"-29.5"		Base Diameter-26" with 2" Casters	Foot Ring Diameter-20"	Wt. Capacity 350 lbs.
Seat Dimensions-19" W x 19" D		Pnuematic Height Adjustment	Back Dimensions-19" W x 21"H	Seat Thickness-2.5"
Distance Between Arms-19.5"		Arm Height-28" (3.5" Adjustment)	Fold Down Height-28"	Overall Height-41" - 48.5"
Black PVC Free Seat Upholstery (Standard)		COM Requirements 1yd. (Please submit sample for approval)		Ship Weight 32 lbs.
Seat Height Options		Foot Ring Option	Procedure Arm Option	Option Pictures
Not Available		Standard	Not Available	No Options
Back Rest Options		Arm Rest Option	TB 133 Option	Caster Options
Not Available		Standard	Add \$75.00	See Page 55 
Please Contact Intensa for Quotes Using other Upholstery				


884 Lab Chair with Folding Plastic Back, Urethane Seat, Urethane Arms, Black Nylon Composite Frame and Base

List

Zone 1	809			
Zone 2	842			
Zone 3	847			
Standard Height-22"-29"		Base Diameter-26" with 2" Casters	Foot Ring Diameter-20"	Wt. Capacity 350 lbs.
Seat Dimensions-19" W x 19" D		Pnuematic Height Adjustment	Back Dimensions-19" W x 21"H	Seat Thickness-2.5"
Distance Between Arms-19.5"		Arm Height-28" (3.5" Adjustment)	Fold Down Height-28"	Overall Height-41" - 48.5"
Urethane Seat				Ship Weight 32 lbs.
Seat Height Options		Foot Ring Options	Procedure Arm Option	Option Pictures
Not Available		Standard	Not Available	No Options
Back Rest Option		Arm Rest Option	TB 133 Option	Caster Options
Standard		Standard	Not Available	See Page 55 

884-CC Clean Room Chair with Folding Back, Urethane Seat and Arms, Black Nylon Composite Frame and Base

List

Zone 1	923			
Zone 2	955			
Zone 3	960			
Standard Height-22"-29"		Base Diameter-26" with 2" Casters	Foot Ring Diameter-20"	Wt. Capacity 350 lbs.
Seat Dimensions-19" W x 19" D		Pnuematic Height Adjustment	Back Dimensions-19" W x 21"H	Seat Thickness-2.5"
Distance Between Arms-19.5"		Arm Height-28" (3.5" Adjustment)	Fold Down Height-28"	Overall Height-41" - 48.5"
Urethane Seat		Meets Clean Room ISO 14644-1 Class 3		Ship Weight 33 lbs.
Seat Height Options		Foot Ring Options	Procedure Arm Option	Option Pictures
Not Available		Standard	Not Available	No Options
Back Rest Option		Arm Rest Option	TB 133 Option	Caster Options
Standard		Standard	Not Available	See Page 55 
Chair is Pre-Clean-Intensa Recommends Cleaning again Prior to Use.				

870 Series Laboratory Seating



878



873



872

878 Lab Stool with “D” Handle Release and Five Leg Tubular Steel Base with Foot Ring and Glides

List	COM	Tier 1	Tier 2	Tier 3	Tier 4	Tier 5	Tier 6	Tier 7	Tier 8	Tier 9	Tier 10
Zone 1	592	615	674	715	756	801	842	883	924	965	1010
Zone 2	624	647	706	747	788	834	874	915	956	997	1043
Zone 3	629	652	711	752	793	839	879	920	961	1002	1048
Standard Height-23.5”-34”				Base Diameter-24” with Glides			D-Handle Release			Weight Capacity 350 lbs.	
Seat Dimensions-16”				Pneumatic Height Adjustment			Five Leg Base w/20” Footring			Lateral Back Adjustment	
Overall Height-38”-48”				COM Requirements 1yd. (Please submit sample for approval)						Ship Weight 32 lbs.	
Seat Height Options				Foot Ring Options			Procedure Arm Option			Option Pictures	
878-7 Height 19.25”- 26.5” No Upcharge				Standard			878-7-PA Add \$360.00			See Page 55	
Back Rest Option				Arm Rest Option			TB 133 Option			Caster Options	
878-CB Add \$125.00				Not Available			Add \$75.00			See Page 55	
Standard with Glides (Casters Add 2” in Height)											

873 Lab Stool with “D” Handle Release and Polished Aluminum Base

List	COM	Tier 1	Tier 2	Tier 3	Tier 4	Tier 5	Tier 6	Tier 7	Tier 8	Tier 9	Tier 10
Zone 1	625	648	707	748	789	835	875	916	957	998	1044
Zone 2	658	681	740	781	822	867	908	949	990	1031	1076
Zone 3	663	686	745	786	827	872	913	954	995	1036	1081
Standard Height-24.5” to 35”				Base Diameter-24” with 2” Casters			D-Handle Release			Wt. Capacity 350 lbs.	
Seat Dimensions-16”				Pneumatic Height Adjustment			Polished Aluminum Base			Lateral Back Adjustment	
Overall Height-37”-47”				COM Requirements 1yd. (Please submit sample for approval)						Ship Weight 28 lbs.	
Seat Height Options				Foot Ring Options			Procedure Arm Option			Option Pictures	
873-7- Height 20.5-27.5” No Up-Charge				Standard			Not Available			See Page 55	
Back Rest Option				Arm Rest Option			TB 133 Option			Caster Options	
873-CB Add \$125				Not Available			Add \$75.00			See Page 55	

872 Lab Stool with “D” Handle Release and Brushed Aluminum Base Toe Caps

List	COM	Tier 1	Tier 2	Tier 3	Tier 4	Tier 5	Tier 6	Tier 7	Tier 8	Tier 9	Tier 10
Zone 1	613	636	695	736	777	822	863	904	945	986	1031
Zone 2	646	668	728	768	809	855	896	937	978	1018	1064
Zone 3	651	673	733	773	814	860	901	942	983	1023	1069
Standard Height-23.5”-34”				Base Diameter-24” with 2” Casters			D-Handle Release			Wt. Capacity 350 lbs.	
Seat Dimensions-16”				Pneumatic Height Adjustment			Aluminum Base with Toe Caps			Lateral Back Adjustment	
Overall Height-37” to 47”				COM Requirements 1yd. (Please submit sample for approval)						Ship Weight 28 lbs.	
Seat Height Options				Foot Ring Options			Procedure Arm Option			Option Pictures	
872-7- Height 19.5-26.5” No Up-Charge				Standard			Not Available			See Page 55	
Back Rest Option				Arm Rest Option			TB 133 Option			Caster Options	
872-CB Add \$125				Not Available			Add \$75.00			See Page 55	

870 and 860 Series Laboratory Seating



871



868



863

871 Lab Stool with “D” Handle Release and Black Composite Base

List	COM	Tier 1	Tier 2	Tier 3	Tier 4	Tier 5	Tier 6	Tier 7	Tier 8	Tier 9	Tier 10
Zone 1	560	582	641	682	723	769	810	851	891	932	978
Zone 2	592	615	674	715	756	801	842	883	924	965	1010
Zone 3	597	620	679	720	761	806	847	888	929	970	1015
Standard Height-24.5”-35”				Base Diameter-24” with 2” Casters			D-Handle Release			Wt. Capacity 350 lbs.	
Seat Dimensions-16”				Pneumatic Height Adjustment			Black Composite Base			Lateral Back Adjustment	
Overall Height-37”-47”				COM Requirements 1yd. (Please submit sample for approval)						Ship Weight 27 lbs.	
Seat Height Options				Foot Ring Options			Procedure Arm Option			Option Pictures	
871-7- Height 19.5”-27.5” No Up-Charge				Standard			Not Available			See Page 55	
Back Rest Option				Arm Rest Option			TB 133 Option			Caster Options	
871-CB Add \$125				Not Available			Add \$75.00			See Page 55	



868 Lab Stool with Single Lever Release and Five Leg Tubular Steel Base with Foot Ring and Glides

List	COM	Tier 1	Tier 2	Tier 3	Tier 4	Tier 5	Tier 6	Tier 7	Tier 8	Tier 9	Tier 10
Zone 1	583	605	665	705	746	792	833	874	915	955	1001
Zone 2	615	638	697	738	779	824	865	906	947	988	1033
Zone 3	620	643	702	743	784	829	870	911	952	993	1038
Standard Height-23.5”-34”				Base Diameter-24” with Glides			Single Lever Release			Weight Capacity 350 lbs.	
Seat Dimensions-16”				Pneumatic Height Adjustment			Five Leg Base w/20” Footring			Lateral Back Adjustment	
Overall Height-38”-48”				COM Requirements 1yd. (Please submit sample for approval)						Ship Weight 32 lbs.	
Seat Height Options				Foot Ring Options			Procedure Arm Option			Option Pictures	
868-7 Height 19.25”-26.5” No Upcharge				Standard			868-7-PA Add \$360.00			See Page 55	
Back Rest Option				Arm Rest Option			TB 133 Option			Caster Options	
868-CB Add \$125.00				Not Available			Add \$75.00			See Page 55	
Standard with Glides (Casters Add 2” in Height)											



863 Lab Stool with Single Lever Release and Polished Aluminum Base

List	COM	Tier 1	Tier 2	Tier 3	Tier 4	Tier 5	Tier 6	Tier 7	Tier 8	Tier 9	Tier 10
Zone 1	616	639	698	739	780	825	866	907	948	989	1034
Zone 2	649	671	731	771	812	858	899	940	981	1021	1067
Zone 3	654	676	736	776	817	863	904	945	986	1026	1072
Standard Height-24.5”-35”				Base Diameter-24” with 2” Casters			Single Lever Release			Wt. Capacity 350 lbs.	
Seat Dimensions-16”				Pneumatic Height Adjustment			Polished Aluminum Base			Lateral Back Adjustment	
Overall Height-37” to 47”				COM Requirements 1yd. (Please submit sample for approval)						Ship Weight 32 lbs.	
Seat Height Options				Foot Ring Options			Procedure Arm Option			Option Pictures	
863-7- Height 20.5”-27.5” No Up-Charge				Standard			Not Available			See Page 55	
Back Rest Option				Arm Rest Option			TB 133 Option			Caster Options	
863-CB Add \$125.00				Not Available			Add \$75.00			See Page 55	



860 and 840 Series Laboratory Seating



862



861



848SC

862 Lab Stool with Single Lever Release with Brushed Aluminum Base Toe Caps

List	COM	Tier 1	Tier 2	Tier 3	Tier 4	Tier 5	Tier 6	Tier 7	Tier 8	Tier 9	Tier 10
Zone 1	604	627	686	727	768	813	854	895	936	977	1022
Zone 2	636	659	718	759	800	846	886	927	968	1009	1055
Zone 3	641	664	723	764	805	851	891	932	973	1014	1060

Standard Height-23.5"-34"	Base Diameter-24" with 2" Casters	Single Lever Release	Wt. Capacity 350 lbs.
Seat Dimensions-16"	Pneumatic Height Adjustment	Aluminum Base with Toe Caps	Lateral Back Adjustment
Overall Height-37"-47"	COM Requirements 1yd. (Please submit sample for approval)		Ship Weight 28 lbs.
Seat Height Options	Foot Ring Options	Procedure Arm Option	Option Pictures
862-7- Height 19.5-26.5" No Up-Charge	Standard	Not Available	See Page 55
Back Rest Option	Arm Rest Option	TB 133 Option	Caster Options
862-CB Add \$125.00	Not Available	Add \$75.00	See Page 55



861 Lab Stool with "D" Handle Release and Black Composite Base

List	COM	Tier 1	Tier 2	Tier 3	Tier 4	Tier 5	Tier 6	Tier 7	Tier 8	Tier 9	Tier 10
Zone 1	550	573	632	673	714	760	800	841	882	923	969
Zone 2	583	606	665	706	747	792	833	874	915	956	1001
Zone 3	588	611	670	711	752	797	838	879	920	961	1006

Standard Height-24.5"-35"	Base Diameter-24" with 2" Casters	Single Lever Release	Wt. Capacity 350 lbs.
Seat Dimensions-16"	Pneumatic Height Adjustment	Black Composite Base	Ship Weight 27 lbs.
Lateral Back Adjustment	Overall Height-37" to 47"	COM Requirements 1yd. (Please submit sample for approval)	
Seat Height Options	Foot Ring Options	Procedure Arm Option	Option Pictures
861-7- Height 20.5-27.5" No Up-Charge	Standard	Not Available	See Page 55
Back Rest Option	Arm Rest Option	TB 133 Option	Caster Options
861-CB Add \$125	Not Available	Add \$75.00	See Page 55



848SC Self Skin Ergonomic Laboratory Chair with Black Tubular Steel Base

List	COM	Tier 1	Tier 2	Tier 3	Tier 4	Tier 5	Tier 6	Tier 7	Tier 8	Tier 9	Tier 10
Zone 1	624										
Zone 2	657										
Zone 3	662										

Standard Height-21"-31.5"	Base Diameter-24" with 2" Casters	Urethane Seat and Back	Wt. Capacity 350 lbs.
Seat Dimensions-18" W x 17" D	Pneumatic Height Adjustment	Steel Substrate for Seat and Back	Overall Height-36"-46"
Back Dimensions-16" W x 12" H	Lateral Back Adjustment	Five Leg Base w/20" Footring	Ship Weight 39 lbs.
Available in Black Only			
Seat Height Options	Foot Ring Options	Procedure Arm Option	Option Pictures
848SC-7- Height 17.5"- 24.5" No Up-Charge	Standard	Not Available	See Page 55
Back Rest Option	Arm Rest Option	TB 133 Option	Caster Options
Standard	T-T Style Arm Add-\$150.00	Not Available	See Page 55
Standard with Glides (Casters Add 2" in Height)			



840 Series Laboratory Seating



843SC



843SC ESD



842SC

843SC Self Skin Ergonomic Laboratory Chair with Polished Aluminum Base

List

- Zone 1** 655
- Zone 2** 688
- Zone 3** 693

Standard Height-22.5"-33"
 Seat Dimensions-18" W x 17" D
 Back Dimensions-16" W x 12" H
 Overall Height-38"-48"

Base Diameter-24" with 2" Casters
 Pneumatic Height Adjustment
 Lateral Back Adjustment
 Available in Black Only

Urethane Seat and Back
 Steel Substrate for Seat and Back
 Polished Aluminum Base

Wt. Capacity 350 lbs.
 Ship Weight 39 lbs.

Seat Height Options

843SC-7- Height 20"-27" No Up-Charge

Foot Ring Options

Standard

Procedure Arm Option

Not Available

Option Pictures

See Page 55

Back Rest Option

Standard

Arm Rest Option

T-T Style Arm Add-\$150.00

TB 133 Option

Not Available

Caster Options

See Page 55



843SC ESD ESD Self Skin Ergonomic Laboratory Chair with Polished Aluminum Base

List

- Zone 1** 813
- Zone 2** 845
- Zone 3** 850

Standard Height-22.5"-33"
 Seat Dimensions-18" W x 17" D
 Back Dimensions-16" W x 12" H
 Overall Height-38"-48"

Base Diameter-24" with 2" Casters
 Pneumatic Height Adjustment
 Lateral Back Adjustment
 Seat-3.11 ohms x 10⁸

Urethane Seat and Back
 Steel Substrate for Seat and Back
 Polished Aluminum Base
 Back-1.90 ohms x 10⁸

Wt. Capacity 350 lbs.
 ESD Components
 Ship Weight 39 lbs.

Seat Height Options

843SC-7- ESD Height 18.5"-27.5" No Up-Charge

Foot Ring Options

Standard

Procedure Arm Option

Not Available

Option Pictures

See Page 55

Back Rest Option

Standard

Arm Rest Option

T-T Style Arm Add-\$150.00 (ESD)

TB 133 Option

Not Available

Caster Options

See Page 55



842SC Self Skin Ergonomic Laboratory Chair with Brushed Aluminum Base and Toe Caps

List

- Zone 1** 644
- Zone 2** 676
- Zone 3** 681

Standard Height-21.5"-32"
 Seat Dimensions-18" W x 17" D
 Back Dimensions-16" W x 12" H
 Overall Height-36"-46"

Base Diameter-24" with 2" Casters
 Pneumatic Height Adjustment
 Lateral Back Adjustment
 Available in Black Only

Urethane Seat and Back
 Steel Substrate for Seat and Back
 Aluminum Base with Toe Caps

Wt. Capacity 350 lbs.
 Ship Weight 39 lbs.

Seat Height Options

842SC-7- Height 17.5"-26.5" No Up-Charge

Foot Ring Options

Standard

Procedure Arm Option

Not Available

Option Pictures

See Page 55

Back Rest Option

Standard

Arm Rest Option

T-T Style Arm Add-\$150.00

TB 133 Option

Not Available

Caster Options

See Page 55



840 Series Laboratory Seating



841SC



Clean Room **841SC-CC**



Bariatric **841SC-BAR**

841SC Self Skin Ergonomic Laboratory Chair with Black Composite Base

List

- Zone 1** 595
- Zone 2** 628
- Zone 3** 633

Standard Height-22.5"-33" Seat Dimensions-18" W x 17" D Back Dimensions-16" W x 12" H Overall Height-37.5"-47.5"	Base Diameter-24" with 2" Casters Pneumatic Height Adjustment Lateral Back Adjustment Available in Black Only	Urethane Seat and Back Steel Substrate for Seat and Back Black Composite Base	Wt. Capacity 350 lbs. Ship Weight 38 lbs.
Seat Height Options	Foot Ring Options	Procedure Arm Option	Option Pictures
841SC-7- Height 18.5"-25.5" No Up-Charge	Standard	Not Available	See Page 55
Back Rest Option	Arm Rest Option	TB 133 Option	Caster Options
Standard	T-T Style Arm Add-\$150.00	Not Available	See Page 55



841SC-CC Clean Room Self Skin Ergonomic Laboratory Chair with Black Composite Base

List

- Zone 1** 663
- Zone 2** 696
- Zone 3** 701

Standard Height-22.5"-33" Seat Dimensions-18" W x 17" D Back Dimensions-16" W x 12" H Overall Height-37.5"-47.5"	Base Diameter-24" with 2" Casters Pneumatic Height Adjustment Lateral Back Adjustment Available in Black Only	Urethane Seat and Back Steel Substrate for Seat and Back Black Composite Base Meets Clean Room ISO 14644-1 Class 3	Wt. Capacity 350 lbs. Ship Weight 38 lbs.
Seat Height Options	Foot Ring Options	Procedure Arm Option	Option Pictures
841-7- Height 18.5"-25.5" No Up-Charge	Standard	Not Available	See Page 55
Back Rest Option	Arm Rest Option	TB 133 Option	Caster Options
Standard	T-T Style Arm Add-\$150.00	Not Available	See Page 55



841SC-BAR Bariatric Self Skin Ergonomic Laboratory Chair with Black Heavy Duty Metal Base

List

- Zone 1** 796
- Zone 2** 829
- Zone 3** 834

Standard Height-22.5"-33" Seat Dimensions-18" W x 17" D Back Dimensions-16" W x 12" H Overall Height-37.5"-47.5"	Base Diameter-24" with 2" Casters Pneumatic Height Adjustment Lateral Back Adjustment	Urethane Seat and Back Steel Substrate for Seat and Back Heavy Duty Black Aluminum Base	Wt. Capacity 400 lbs. Ship Wt. 45 lbs. Available in Black Only
Seat Height Options	Foot Ring Options	Procedure Arm Option	Option Pictures
841SC-7-BAR Height 18.5"-25.5" No Up-Charge	Standard	Not Available	See Page 55
Back Rest Option	Arm Rest Option	TB 133 Option	Caster Options
Standard	T-T Style Arm Add-\$150.00	Not Available	See Page 55



840 Series Laboratory Seating



848DC



843DC



842DC

848DC Self Skin Ergonomic Laboratory Chair with Seat and Back Tilt and Black Tubular Steel Base

List

- Zone 1** 697
- Zone 2** 729
- Zone 3** 734

Standard Height-21"-31.5" Seat Dimensions-18" W x 17" D Dimensions-16" W x 12" H Back Overall Height-36"-46"	Base Diameter-24" with Glides Pneumatic Height Adjustment Back Rest Height Adjustment Seat and Back Tilt	Urethane Seat and Back Steel Substrate for Seat and Back Five Leg Base w/20" Footring Standard with Glides (Casters Add 2" in Height)	Wt. Capacity 350 lbs. Ship Wt. 49 lbs. Available in Black Only
Seat Height Options	Foot Ring Options	Procedure Arm Option	Option Pictures
848SC-7- Height 17.5"-24.5" No Up-Charge	Standard	Not Available	See Page 55
Back Rest Option	Arm Rest Option	TB 133 Option	Caster Options
Standard	T-T Style Arm Add-\$150.00	Not Available	See Page 55
Standard with Glides (Casters Add 2" in Height)			



843DC Self Skin Ergonomic Laboratory Chair with Seat and Back Tilt and Polished Aluminum Base

List

- Zone 1** 728
- Zone 2** 761
- Zone 3** 766

Standard Height-22.5"-33" Seat Dimensions-18" W x 17" D Back Dimensions-16" W x 12" H Overall Height-38"-48"	Base Diameter-24" with 2" Casters Pneumatic Height Adjustment Back Rest Height Adjustment Seat and Back Tilt	Urethane Seat and Back Steel Substrate for Seat and Back Polished Aluminum Base	Wt. Capacity 350 lbs. Ship Wt. 45 lbs.
Seat Height Options	Foot Ring Options	Procedure Arm Option	Option Pictures
843DC-7- Height 18.5"-25.5" No Up-Charge	Standard	Not Available	See Page 55
Back Rest Option	Arm Rest Option	TB 133 Option	Caster Options
Standard	T-T Style Arm Add-\$150.00 (ESD)	Not Available	See Page 55



842DC Self Skin Ergonomic Laboratory Chair with Seat and Back Tilt and Brushed Aluminum Base with Toe Caps

List

- Zone 1** 717
- Zone 2** 749
- Zone 3** 754

Standard Height-21.5"-32" Seat Dimensions-18" W x 17" D Back Dimensions-16" W x 12" H Overall Height-37"-47"	Base Diameter-24" with 2" Casters Pneumatic Height Adjustment Back Rest Height Adjustment Seat and Back Tilt	Urethane Seat and Back Steel Substrate for Seat and Back Aluminum Base with Toe Caps	Wt. Capacity 350 lbs. Ship Wt. 45 lbs.
Seat Height Options	Foot Ring Options	Procedure Arm Option	Option Pictures
842DC-7- Height 17.5-24.5" No Up-Charge	Standard	Not Available	See Page 55
Back Rest Option	Arm Rest Option	TB 133 Option	Caster Options
Standard	T-T Style Arm Add-\$150.00	Not Available	See Page 55



840 and 830 Series Laboratory Seating



841DC



Clean Room **841DC-CC**



838

841DC Self Skin Ergonomic Laboratory Chair with Seat and Back Tilt and Black Composite Base

List

Zone 1	668
Zone 2	700
Zone 3	705

Standard Height-22.5"-33"	Base Diameter-24" with 2" Casters	Urethane Seat and Back	Wt. Capacity 350 lbs.
Seat Dimensions-18" W x 17" D	Pneumatic Height Adjustment	Steel Substrate for Seat and Back	Shipping Wt. 43 lbs.
Back Dimensions-16" W x 12" H	Back Rest Height Adjustment	Black Composite Base	
Overall Height-38"-48"	Seat and Back Tilt	20" Foot Ring	
Seat Height Options	Foot Ring Options	Procedure Arm Option	Option Pictures
841DC-7- Height 18.5"-25.5" No Up-Charge	Standard	Not Available	See Page 55
Back Rest Option	Arm Rest Option	TB 133 Option	Caster Options
Standard	T-T Style Arm Add-\$150.00	Not Available	See Page 55



841DC-CC Clean Room Self Skin Ergonomic Laboratory Chair with Seat and Back Tilt and Black Composite Base

List

Zone 1	709
Zone 2	741
Zone 3	746

Standard Height-22.5"-33"	Base Diameter-24" with 2" Casters	Urethane Seat and Back	Wt. Capacity 350 lbs.
Seat Dimensions-18" W x 17" D	Steel Substrate for Seat and Back	20" Foot Ring	Ship Wt. 43 lbs.
Back Dimensions-16" W x 12" H	Back Rest Height Adjustment	Black Composite Base	Pneumatic Height Adjustment
Overall Height-38"-48"	Seat and Back Tilt	Meets Clean Room ISO 14644-1 Class 3	
Seat Height Options	Foot Ring Options	Procedure Arm Option	Option Pictures
841DC-7 Height 18.5" to 25.5" No Upcharge	Standard	Not Available	See Page 55
Back Rest Option	Arm Rest Option	TB 133 Option	Caster Options
Standard	T-T Style Arm Add-\$150.00	Not Available	See Page 55

Clean Room Chairs are pre-cleaned, Intensa recommends cleaning prior to use.



838 Ergonomic Laboratory Chair with Seat and Back Tilt and Black Tubular Steel Base

List	COM	Tier 1	Tier 2	Tier 3	Tier 4	Tier 5	Tier 6	Tier 7	Tier 8	Tier 9	Tier 10
Zone 1	763	785	844	885	926	972	1013	1054	1094	1135	1181
Zone 2	795	818	877	918	959	1004	1045	1086	1127	1168	1213
Zone 3	800	823	882	923	964	1009	1050	1091	1132	1173	1218

Standard Height-22.5"-33"	Base Diameter-24" with Glides	Seat and Back Tilt	Wt. Capacity 350 lbs.
Seat Dimensions-20" W x 18" D	Five Leg Base w/20" Footring	Back Rest Height Adjustment	Ship Wt. 45 lbs.
Back Dimensions-18" W x 16" H	Pneumatic Height Adjustment		
Overall Height-39"-49"	COM Requirements 1yd. (Please submit sample for approval)		
Seat Height Options	Foot Ring Options	Procedure Arm Option	Option Pictures
838-7- Height 19.5"-27.5" No Up-Charge	Standard	Not Available	See Page 55
Back Rest Option	Arm Rest Option	TB 133 Option	Caster Options
B-Standard	T-T Style Arm Add-\$150.00	Add \$75.00	See Page 55

Standard with Glides (Casters Add 2" in Height)



830 Series Laboratory Seating



833



832



831

833 Ergonomic Laboratory Chair with Seat and Back Tilt and Polished Aluminum Base

List	COM	Tier 1	Tier 2	Tier 3	Tier 4	Tier 5	Tier 6	Tier 7	Tier 8	Tier 9	Tier 10
Zone 1	796	819	878	919	960	1005	1046	1087	1128	1169	1214
Zone 2	829	851	911	951	992	1038	1079	1120	1161	1201	1247
Zone 3	834	856	916	956	997	1043	1084	1125	1166	1206	1252

Standard Height-24"-34.5"
 Seat Dimensions-20" W x 18" D
 Back Dimensions-18" W x 16"H
 Overall Height-38"-48"

Base Diameter-24" with 2" Casters
 Pneumatic Height Adjustment
 20" Foot Ring
 COM Requirements 1yd. (Please submit sample for approval)

Seat and Back Tilt
 Back Rest Height Adjustment
 Polished Aluminum Base

Wt. Capacity 350 lbs.
 Shipping Wt. 45 lbs.

Seat Height Options	Foot Ring Options	Procedure Arm Option	Option Pictures
833-7- Height 20"-27" No Up-Charge	Standard	Not Available	See Page 55
Back Rest Option	Arm Rest Option	TB 133 Option	Caster Options
B-Standard	T-T Style Arm Add-\$150.00	Add \$75.00	See Page 55



832 Ergonomic Laboratory Chair with Seat and Back Tilt and Brushed Aluminum Base with Toe Caps

List	COM	Tier 1	Tier 2	Tier 3	Tier 4	Tier 5	Tier 6	Tier 7	Tier 8	Tier 9	Tier 10
Zone 1	785	808	867	908	949	994	1035	1076	1117	1158	1203
Zone 2	817	840	899	940	981	1027	1067	1108	1149	1190	1236
Zone 3	822	845	904	945	986	1032	1072	1113	1154	1195	1241

Standard Height-23"-33.5"
 Seat Dimensions-20" W x 18" D
 Back Dimensions-18" W x 16"H
 Overall Height-37"-47"

Base Diameter-24" with 2" Casters
 Back Rest Height Adjustment
 20" Foot Ring
 COM Requirements 1yd. (Please submit sample for approval)

Seat and Back Tilt
 Pneumatic Height Adjustment
 Brushed Aluminum Base w/Toe Caps

Wt. Capacity 350 lbs.
 Shipping Wt. 45 lbs.

Seat Height Options	Foot Ring Options	Procedure Arm Option	Option Pictures
832-7- Height 19"-26" No Up-Charge	Standard	Not Available	See Page 55
Back Rest Option	Arm Rest Option	TB 133 Option	Caster Options
B-Standard	Not Available	Add \$75.00	See Page 55



831 Ergonomic Laboratory Chair with Seat and Back Tilt and Black Composite Base

List	COM	Tier 1	Tier 2	Tier 3	Tier 4	Tier 5	Tier 6	Tier 7	Tier 8	Tier 9	Tier 10
Zone 1	733	756	815	856	897	942	983	1024	1065	1106	1151
Zone 2	766	788	847	888	929	975	1016	1057	1097	1138	1184
Zone 3	771	793	852	893	934	980	1021	1062	1102	1143	1189

Standard Height-24"-34.5"
 Seat Dimensions-20" W x 18" D
 Back Dimensions-18" W x 16"H
 Overall Height-38" to 48"

Base Diameter-24" with 2" Casters
 Back Rest Height Adjustment
 20" Foot Ring
 COM Requirements 1yd. (Please submit sample for approval)

Seat and Back Tilt
 Pneumatic Height Adjustment
 Black Composite Base

Wt. Capacity 350 lbs.
 Shipping Wt. 45 lbs.

Seat Height Options	Foot Ring Options	Procedure Arm Option	Option Pictures
831-7- Height 20"-27" No Up-Charge	Standard	Not Available	See Page 55
Back Rest Option	Arm Rest Option	TB 133 Option	Caster Options
863-CB Add \$125.00	Not Available	Add \$75.00	See Page 55



830 Series Laboratory Seating



818



813



812

818 Ergonomic Laboratory Chair with Black Tubular Steel Base

List	COM	Tier 1	Tier 2	Tier 3	Tier 4	Tier 5	Tier 6	Tier 7	Tier 8	Tier 9	Tier 10
Zone 1	686	709	768	809	850	895	936	977	1018	1059	1105
Zone 2	719	742	801	842	882	928	969	1010	1051	1092	1137
Zone 3	724	747	806	847	887	933	974	1015	1056	1097	1142

Standard Height-22.5"-33" Base Diameter-24" with Glides Pneumatic Height Adjustment Wt. Capacity 350 lbs.
 Seat Dimensions-20" W x 18" D Five Leg Base w/20" Footring Back Rest Lateral Adjustment Shipping Wt. 45lbs.
 Back Dimensions-18" W x 16"H COM Requirements 1yd. (Please submit sample for approval)

Seat Height Options	Foot Ring Options	Procedure Arm Option	Option Pictures
818-7- Height 19.5"-26.5" No Up-Charge	Standard	Not Available	See Page 55
Back Rest Option	Arm Rest Option	TB 133 Option	Caster Options
B-Standard	T-T Style Arm Add-\$150.00	Add \$75.00	See Page 55
Standard with Glides (Casters Add 2" in Height)			



813 Ergonomic Laboratory Chair with Polished Aluminum Base

List	COM	Tier 1	Tier 2	Tier 3	Tier 4	Tier 5	Tier 6	Tier 7	Tier 8	Tier 9	Tier 10
Zone 1	720	743	802	843	884	929	970	1011	1052	1093	1138
Zone 2	752	775	834	875	916	961	1002	1043	1084	1125	1171
Zone 3	757	780	839	880	921	966	1007	1048	1089	1130	1176

Standard Height-24"-34.5" Base Diameter-24" with 2" Casters Polished Aluminum Base Wt. Capacity 350 lbs.
 Seat Dimensions-20" W x 18" D Pneumatic Height Adjustment Back Rest Lateral Adjustment Shipping Wt. 43 lbs.
 Back Dimensions-18" W x 16"H 20" Foot Ring
 Overall Height-38"-48" COM Requirements 1yd. (Please submit sample for approval)

Seat Height Options	Foot Ring Options	Procedure Arm Option	Option Pictures
813-7- Height 20"-27" No Up-Charge	Standard	Not Available	See Page 55
Back Rest Option	Arm Rest Option	TB 133 Option	Caster Options
B-Standard	T-T Style Arm Add-\$150.00	Add \$75.00	See Page 55



812 Ergonomic Laboratory Chair with Brushed Aluminum Base with Toe Caps

List	COM	Tier 1	Tier 2	Tier 3	Tier 4	Tier 5	Tier 6	Tier 7	Tier 8	Tier 9	Tier 10
Zone 1	709	731	790	831	872	918	959	999	1040	1081	1127
Zone 2	741	764	823	864	905	950	991	1032	1073	1114	1159
Zone 3	746	769	828	869	910	955	996	1037	1078	1119	1164

Standard Height-21"-31.5" Base Diameter-24" with 2" Casters Seat and Back Tilt Wt. Capacity 350 lbs.
 Seat Dimensions-20" W x 18" D Back Rest Lateral Adjustment Pneumatic Height Adjustment Shipping Wt. 43 lbs.
 Back Dimensions-18" W x 16"H 20" Foot Ring Brushed Aluminum Base w/Toe Caps
 Overall Height-37"-47" COM Requirements 1yd. (Please submit sample for approval)

Seat Height Options	Foot Ring Options	Procedure Arm Option	Option Pictures
812-7- Height 19"-26" No Up-Charge	Standard	Not Available	See Page 55
Back Rest Option	Arm Rest Option	TB 133 Option	Caster Options
B-Standard	Not Available	Add \$75.00	See Page 55



740 Series Surgical Seating



811



748



744

811 Ergonomic Laboratory Chair with Black Composite Base

List	COM	Tier 1	Tier 2	Tier 3	Tier 4	Tier 5	Tier 6	Tier 7	Tier 8	Tier 9	Tier 10
Zone 1	643	666	725	766	807	852	893	934	975	1016	1061
Zone 2	676	699	758	799	839	885	926	967	1008	1049	1094
Zone 3	681	704	763	804	844	890	931	972	1013	1054	1099

Standard Height-24"-34.5"
 Seat Dimensions-20"W x 18"D
 Back Dimension-18" W x 16" H
 Overall Height-37"-47"

Base Diameter-24" with 2" Casters
 Pneumatic Height Adjustment
 Lateral Back Adjustment

Single Lever Release
 Aluminum Base with Toe Caps
 COM Requirements 1yd. (Please submit sample for approval)

Wt. Capacity 350 lbs.
 Shipping Wt. 42 lbs.

Seat Height Options	Foot Ring Options	Procedure Arm Option	Option Pictures
811-7- Height 19.5-26.5" No Up-Charge	Standard	Not Available	See Page 55
Back Rest Option	Arm Rest Option	TB 133 Option	Caster Options
B-Standard	Not Available	Add \$75.00	See Page 55



748 Hydraulic Surgical Stool with Silver Column and Polished Aluminum Base

List	COM	Tier 1	Tier 2	Tier 3	Tier 4	Tier 5	Tier 6	Tier 7	Tier 8	Tier 9	Tier 10
Zone 1	931	944	1003	1044	1085	1131	1172	1213	1253	1294	1340
Zone 2	954	977	1036	1077	1118	1163	1204	1245	1286	1327	1372
Zone 3	959	982	1041	1082	1123	1168	1209	1250	1291	1332	1377

Standard Height-19.5" to 21"
 Seat Dimensions-16"
 Overall Height w/Back Rest- 35.5"-42.5 "

Base Diameter-24"
 Rotation Lock
 COM Requirements 1yd. (Please submit sample for approval)

Hydraulic Height Adjustment
 Weight Capacity 350 lbs.
 Shipping Wt. 45 lbs.

Seat Height Options	Foot Ring Options	Procedure Arm Option	Option Pictures
Not Available	Not Available	Not Available	See Page 55
Back Rest Option	Arm Rest Option	TB 133 Option	Caster Options
748-B Add \$140.00 748-CB Add \$250.00	Not Available	Add \$50.00	See Page 5



744 Hydraulic Surgical Stool with Black Column and Black Aluminum Base

List	COM	Tier 1	Tier 2	Tier 3	Tier 4	Tier 5	Tier 6	Tier 7	Tier 8	Tier 9	Tier 10
Zone 1	931	944	1003	1044	1085	1131	1172	1213	1253	1294	1340
Zone 2	954	977	1036	1077	1118	1163	1204	1245	1286	1327	1372
Zone 3	959	982	1041	1082	1123	1168	1209	1250	1291	1332	1377

Standard Height-19.5"-21"
 Seat Dimensions-16"
 Overall Height w/Back Rest- 35.5"-42.5 "

Base Diameter-24"
 Rotation Lock
 COM Requirements 1yd. (Please submit sample for approval)

Hydraulic Height Adjustment
 Weight Capacity 350 lbs.
 Shipping Wt. 45 lbs.

Seat Height Options	Foot Ring Options	Procedure Arm Option	Option Pictures
Not Available	Not Available	Not Available	See Page 55
Back Rest Option	Arm Rest Option	TB 133 Option	Caster Options
744-B Add \$140.00 744-CB Add \$250.00	Not Available	Add \$50.00	See Page 5



600 Series Blood Draw/Phlebotomy Seating



Bariatric **620**



610

620 Upholstered Bariatric Blood Draw/Phlebotomy Chair with Padded Arm Rest

List	COM	Tier 1	Tier 2	Tier 3	Tier 4	Tier 5	Tier 6	Tier 7	Tier 8	Tier 9	Tier 10
Zone 1	866	934	1139	1316	1425	1534	1643	1752	1861	1970	2080
Zone 2	866	934	1139	1316	1425	1534	1643	1752	1861	1970	2080
Zone 3	866	934	1139	1316	1425	1534	1643	1752	1861	1970	2080

Standard Height-22" Overall Width-34" Powder Coat Frame Finish-Foghorn Wt. Capacity 1200 lbs.
 Seat Dimensions-24.5" W x 18.5" D Overall Depth-29" Overall Height-37.5" Shipping Wt. 55lbs.
 Back Dimensions-25.5" W x 18.5"H Arm Rest Adjustment Height 27"-36" COM Requirements 2.5 yds. (Please submit sample for approval)

Arm Option **TB 133 Option**
 Dual Flip Arms-620-DA Add-\$125.00 Add \$75.00



Additional Freight Charges For This Item
 Please Request Freight Quote From Intensa

610 Upholstered Blood Draw/Phlebotomy Chair with Padded Arm Rest

List	COM	Tier 1	Tier 2	Tier 3	Tier 4	Tier 5	Tier 6	Tier 7	Tier 8	Tier 9	Tier 10
Zone 1	801	846	983	1064	1151	1233	1319	1401	1483	1569	1651
Zone 2	801	846	983	1064	1151	1233	1319	1401	1483	1569	1651
Zone 3	801	846	983	1064	1151	1233	1319	1401	1483	1569	1651

Standard Height-22" Overall Width-28.5" Powder Coat Frame Finish-Foghorn Wt. Capacity 1200 lbs.
 Seat Dimensions-18.5" W x 18.5" D Overall Depth-29" Overall Height-37.5" Shipping Wt. 49lbs.
 Back Dimensions-19.5" W x 17"H Arm Rest Adjustment Height 27"-36" COM Requirements 2 yds. (Please submit sample for approval)

TB 133 Option
 Add \$75.00



Additional Freight Charges For This Item
 Please Request Freight Quote From Intensa

500 Series Examination Lighting



503



503 Mag



500

503 Mobile Exam Light with Adjustable Goose Neck

List

- Zone 1** 608
- Zone 2** 643
- Zone 3** 657

Adjustable Chrome Plated Steel Shaft with 5 Leg Cast Iron Base with Casters
 Suggested Height Range 33"-63"
 Heat Disapating Dual Shade System with a 28" Polyvinyl Covered Steel Gooseneck
 360 Degree Lamp Head Adjustment
 12" Power Cord with Hospital Grade Plug
 Uses Standard Incandescent Bulb Up to 100 Watts or a PAR20 Halogen Bulb Up to 60 Watts

Ships Assembled
 Light Bulb Not Included
 UL Approved

Shipping Wt. 29lbs.

Bulb Options

CCH60-\$33.00
 Par20 LED-\$112.00

Color Options

Black, Beige or Gray

Base Options

Stantionary Base-502 Model (no upcharge)



503Mag Mobile Exam Light with 2x Magnifier and Adjustable Goose Neck

List

- Zone 1** 802
- Zone 2** 837
- Zone 3** 851

Adjustable Chrome Plated Steel Shaft with 5 Leg Cast Iron Base with Casters
 Suggested Height Range 33"-63"
 Heat Disapating Dual Shade System with a 28" Polyvinyl Covered Steel Gooseneck
 Polyvinyl Coated Gooseneck (30") with 5" Diameter 2x Magnifier
 Uses Standard Incandescent Bulb Up to 100 Watts or a PAR20 Halogen Bulb Up to 60 Watts

Ships Assembled
 Light Bulb Not Included
 360 Degree Lamp Head Adjustment
 12" Power Cord with Hospital Grade Plug

Shipping Wt. 31 lbs.
 UL Approved

Bulb Options

CCH60-\$33.00
 Par20 LED-\$112.00

Color Options

Black, Beige or Gray

Base Options

Stantionary Base-502 Mag (no upcharge)



500 Economy Pedestal Exam Light with Adjustable Goose Neck

List

- Zone 1** 187
- Zone 2** 200
- Zone 3** 205

Chrome Plated Steel Frame and Steel Base
 Suggested Adjustable Height Range 50"-74"
 360 Degree Lamp Head Adjustment
 12" Power Cord
 UL Approved
 Assembly Required
 Use 60 Watt Incandescent Bulb Only! (Bulb Not Included)
 Shipping Weight-15 lbs.



460 Series High/Low Power Table and 420 Exam Table



460



460-FL



420

460 High/Low Power Table with Power Assisted Back, Hand Control and Stirrups

List	COM	Tier 1	Tier 2	Tier 3	Tier 4	Tier 5	Tier 6	Tier 7	Tier 8	Tier 9	Tier 10
Zone 1	7392	7455	7642	7805	7905	8005	8105	8205	8305	8405	8505
Zone 2	7392	7455	7642	7805	7905	8005	8105	8205	8305	8405	8505
Zone 3	7392	7455	7642	7805	7905	8005	8105	8205	8305	8405	8505

Dual Pedestal Base with DC Electromechanical Drive
 Pull-Out Leg Rest with Integrated Treatment Tray
 Standard with Pelvic Tilt
 Power Assisted Back
 Five Position Continuous Lock Stirrups
 Powder Coat Finish-Foghorn
 CF Stinson Pre-Approved Link-<http://select.cfstinson.com/Finishes/Samples.jsp?lid=6626>

Paper Roll Holder Widths-18", 19" and 20"
 Height-18.5 ± .5 to 35.5 ± .5
 Width-27"
 Overall Length-72" with Leg Rest Extended
 COM Requirements 3 yds (submit sample for approval)

Shipping Wt. 395 lbs.
 Wt. Capacity 700 lbs.
 UL 60601-1

Bed Options

460-FS (Foot Switch) Add \$409.00
 460-DW (Drawer Warmer) Add \$170.00
 460-FL (All Options Included) Add \$1473.00

460-PS (Physician Storage) Add \$318.00
 460-AA (Assist Arms) Add \$578.00

TB 133 Option
 Add \$175.00



F Additional Freight Charges For This Item Please Request Freight Quote From Intensa

420 Exam Table with Three Pass Through Drawers and Two Storage Drawers with Stirrups

List	COM	Tier 1	Tier 2	Tier 3	Tier 4	Tier 5	Tier 6	Tier 7	Tier 8	Tier 9	Tier 10
Zone 1	1969	2027	2200	2350	2442	2534	2627	2719	2811	2904	2996
Zone 2	1969	2027	2200	2350	2442	2534	2627	2719	2811	2904	2996
Zone 3	1969	2027	2200	2350	2442	2534	2627	2719	2811	2904	2996

Three Pass Through Drawers/Two Storage Drawers
 Pull-Out Leg Rest with Integrated Treatment Tray
 Standard with Pelvic Tilt
 Five Position Continuous Lock Stirrups
 Powder Coat Finish-Foghorn
 Drawer Size- 18" W x 16.5" L x 4" D
 CF Stinson Pre-Approved Link-<http://select.cfstinson.com/Finishes/Samples.jsp?lid=6626>

Paper Roll Holder Widths-18", 19" and 20"
 Height-32"
 Width-27"
 Overall Length-72" with Leg Rest Extended
 Foot Step 18" W x 17" L (800 lb. Capacity)
 COM Requirements 3 yds (submit sample for approval)

Shipping Wt. 330 lbs.
 Wt. Capacity 500 lbs.

Bed Options

420-EO (Courtesy Electrical Outlet) Add \$225.00
 420-DW (Drawer Warmer) Add \$305.00 Includes Courtesy Outlet

TB 133 Option
 Add \$175.00



Theme Wrap Options

Theme Wrap- Add \$1394.00
 Decal Set-Add \$267.00
 See Page 57 for Details

F Additional Freight Charges For This Item Please Request Freight Quote From Intensa

415 Series Exam Treatment Tables



415



415DD



415D

415 Exam Room Treatment Table with Shelf, Adjustable Back and Countour Top

List	COM	Tier 1	Tier 2	Tier 3	Tier 4	Tier 5	Tier 6	Tier 7	Tier 8	Tier 9	Tier 10
Zone 1	1238	1301	1488	1651	1751	1851	1951	2051	2151	2251	2351
Zone 2	1238	1301	1488	1651	1751	1851	1951	2051	2151	2251	2351
Zone 3	1238	1301	1488	1651	1751	1851	1951	2051	2151	2251	2351

Overall Length-76"

Height- 32"

Width-28"

Powder Coat Finish-Foghorn

CF Stinson Pre-Approved Link-<http://select.cfstinson.com/Finishes/Samples.jsp?lid=6626>

TB 133 Option

Add \$175.00

Paper Roll Holder Widths-18", 19" and 20"

COM Requirements 4 yds (submit sample for approval)

Shipping Wt. 190 lbs.

Wt. Capacity 500 lbs.

F Additional Freight Charges For This Item Please Request Freight Quote From Intensa



415DD Exam Room Treatment Table with Shelf, Adjustable Back and Countour Top and Two Drawers

List	COM	Tier 1	Tier 2	Tier 3	Tier 4	Tier 5	Tier 6	Tier 7	Tier 8	Tier 9	Tier 10
Zone 1	1645	1707	1895	2057	2157	2257	2357	2457	2557	2657	2757
Zone 2	1645	1707	1895	2057	2157	2257	2357	2457	2557	2657	2757
Zone 3	1645	1707	1895	2057	2157	2257	2357	2457	2557	2657	2757

Overall Length-76"

Height- 32"

Width-28"

Powder Coat Finish-Foghorn

CF Stinson Pre-Approved Link-<http://select.cfstinson.com/Finishes/Samples.jsp?lid=6626>

TB 133 Option

Add \$175.00

Paper Roll Holder Widths-18", 19" and 20"

Two Pass Through Drawers

COM Requirements 4 yds (submit sample for approval)

Shipping Wt. 210 lbs.

Wt. Capacity 500 lbs.



415D Exam Room Treatment Table with Shelf, Adjustable Back and Countour Top and One Drawer

List	COM	Tier 1	Tier 2	Tier 3	Tier 4	Tier 5	Tier 6	Tier 7	Tier 8	Tier 9	Tier 10
Zone 1	1441	1504	1691	1854	1954	2054	2154	2254	2354	2454	2554
Zone 2	1441	1504	1691	1854	1954	2054	2154	2254	2354	2454	2554
Zone 3	1441	1504	1691	1854	1954	2054	2154	2254	2354	2454	2554

Overall Length-76"

Height- 32"

Width-28"

Powder Coat Finish-Foghorn

CF Stinson Pre-Approved Link-<http://select.cfstinson.com/Finishes/Samples.jsp?lid=6626>

TB 133 Option

Add \$175.00

Paper Roll Holder Widths-18", 19" and 20"

One Pass Through Drawer

COM Requirements 4 yds (submit sample for approval)

Shipping Wt. 200 lbs.

Wt. Capacity 500 lbs.



414 Series Exam Treatment Tables



414



414DD



414D

414 Exam Room Treatment Table with Shelf, Adjustable Back

List	COM	Tier 1	Tier 2	Tier 3	Tier 4	Tier 5	Tier 6	Tier 7	Tier 8	Tier 9	Tier 10
Zone 1	1207	1270	1457	1620	1720	1820	1920	2020	2120	2220	2320
Zone 2	1207	1270	1457	1620	1720	1820	1920	2020	2120	2220	2320
Zone 3	1207	1270	1457	1620	1720	1820	1920	2020	2120	2220	2320

Overall Length-76"
Height- 32"
Width-28"

Paper Roll Holder Widths-18", 19" and 20"
COM Requirements 4 yds (submit sample for approval)

Shipping Wt. 190 lbs.
Wt. Capacity 500 lbs.

Powder Coat Finish-Foghorn

CF Stinson Pre-Approved Link-<http://select.cfstinson.com/Finishes/Samples.jsp?lid=6626>

TB 133 Option

Add \$175.00



F Additional Freight Charges For This Item Please Request Freight Quote From Intensa

414DD Exam Room Treatment Table with Shelf, Adjustable Back and Two Drawers

List	COM	Tier 1	Tier 2	Tier 3	Tier 4	Tier 5	Tier 6	Tier 7	Tier 8	Tier 9	Tier 10
Zone 1	1614	1677	1864	2027	2127	2227	2327	2427	2527	2627	2727
Zone 2	1614	1677	1864	2027	2127	2227	2327	2427	2527	2627	2727
Zone 3	1614	1677	1864	2027	2127	2227	2327	2427	2527	2627	2727

Overall Length-76"
Height- 32"
Width-28"

Paper Roll Holder Widths-18", 19" and 20"
Two Pass Through Drawers
COM Requirements 4 yds (submit sample for approval)

Shipping Wt. 210 lbs.
Wt. Capacity 500 lbs.

Powder Coat Finish-Foghorn

CF Stinson Pre-Approved Link-<http://select.cfstinson.com/Finishes/Samples.jsp?lid=6626>

TB 133 Option

Add \$175.00



F Additional Freight Charges For This Item Please Request Freight Quote From Intensa

414D Exam Room Treatment Table with Shelf, Adjustable Back and One Drawer

List	COM	Tier 1	Tier 2	Tier 3	Tier 4	Tier 5	Tier 6	Tier 7	Tier 8	Tier 9	Tier 10
Zone 1	1411	1473	1661	1823	1923	2023	2123	2223	2323	2423	2523
Zone 2	1411	1473	1661	1823	1923	2023	2123	2223	2323	2423	2523
Zone 3	1411	1473	1661	1823	1923	2023	2123	2223	2323	2423	2523

Overall Length-76"
Height- 32"
Width-28"

Paper Roll Holder Widths-18", 19" and 20"
One Pass Through Drawer
COM Requirements 4 yds (submit sample for approval)

Shipping Wt. 200 lbs.
Wt. Capacity 500 lbs.

Powder Coat Finish-Foghorn

CF Stinson Pre-Approved Link-<http://select.cfstinson.com/Finishes/Samples.jsp?lid=6626>

TB 133 Option

Add \$175.00



F Additional Freight Charges For This Item Please Request Freight Quote From Intensa

413 Series Exam Treatment Tables



413



413DD



413D

413 Exam Room Treatment Table with Shelf and Flat Top

List	COM	Tier 1	Tier 2	Tier 3	Tier 4	Tier 5	Tier 6	Tier 7	Tier 8	Tier 9	Tier 10
Zone 1	1073	1135	1323	1485	1585	1685	1785	1885	1985	2085	2185
Zone 2	1073	1135	1323	1485	1585	1685	1785	1885	1985	2085	2185
Zone 3	1073	1135	1323	1485	1585	1685	1785	1885	1985	2085	2185

Overall Length-76"
Height- 32"
Width-28"

Paper Roll Holder Widths-18", 19" and 20"
COM Requirements 4 yds (submit sample for approval)

Shipping Wt. 190 lbs.
Wt. Capacity 500 lbs.

Powder Coat Finish-Foghorn

CF Stinson Pre-Approved Link-<http://select.cfstinson.com/Finishes/Samples.jsp?lid=6626>

TB 133 Option

Add \$175.00



F Additional Freight Charges For This Item Please Request Freight Quote From Intensa

413DD Exam Room Treatment Table with Shelf, Flat Top and Two Drawers

List	COM	Tier 1	Tier 2	Tier 3	Tier 4	Tier 5	Tier 6	Tier 7	Tier 8	Tier 9	Tier 10
Zone 1	1480	1542	1730	1892	1992	2092	2192	2292	2392	2492	2592
Zone 2	1480	1542	1730	1892	1992	2092	2192	2292	2392	2492	2592
Zone 3	1480	1542	1730	1892	1992	2092	2192	2292	2392	2492	2592

Overall Length-76"
Height- 32"
Width-28"

Paper Roll Holder Widths-18", 19" and 20"
Two Pass Through Drawers
COM Requirements 4 yds (submit sample for approval)

Shipping Wt. 210 lbs.
Wt. Capacity 500 lbs.

Powder Coat Finish-Foghorn

CF Stinson Pre-Approved Link-<http://select.cfstinson.com/Finishes/Samples.jsp?lid=6626>

TB 133 Option

Add \$175.00



F Additional Freight Charges For This Item Please Request Freight Quote From Intensa

413D Exam Room Treatment Table with Shelf, Flat Top and One Drawer

List	COM	Tier 1	Tier 2	Tier 3	Tier 4	Tier 5	Tier 6	Tier 7	Tier 8	Tier 9	Tier 10
Zone 1	1276	1339	1526	1689	1789	1889	1989	2089	2189	2289	2389
Zone 2	1276	1339	1526	1689	1789	1889	1989	2089	2189	2289	2389
Zone 3	1276	1339	1526	1689	1789	1889	1989	2089	2189	2289	2389

Overall Length-76"
Height- 32"
Width-28"

Paper Roll Holder Widths-18", 19" and 20"
One Pass Through Drawer
COM Requirements 4 yds (submit sample for approval)

Shipping Wt. 200 lbs.
Wt. Capacity 500 lbs.

Powder Coat Finish-Foghorn

CF Stinson Pre-Approved Link-<http://select.cfstinson.com/Finishes/Samples.jsp?lid=6626>

TB 133 Option

Add \$175.00



F Additional Freight Charges For This Item Please Request Freight Quote From Intensa

412 Series Exam Treatment Tables



412



412DD



412D

412 Exam Room Treatment Table with Contoured Adjustable Back

List	COM	Tier 1	Tier 2	Tier 3	Tier 4	Tier 5	Tier 6	Tier 7	Tier 8	Tier 9	Tier 10
Zone 1	1089	1151	1339	1501	1601	1701	1801	1901	2001	2101	2201
Zone 2	1089	1151	1339	1501	1601	1701	1801	1901	2001	2101	2201
Zone 3	1089	1151	1339	1501	1601	1701	1801	1901	2001	2101	2201

Overall Length-76"
Height- 32"
Width-28"

Paper Roll Holder Widths-18", 19" and 20"
COM Requirements 4 yds (submit sample for approval)

Shipping Wt. 170 lbs.
Wt. Capacity 500 lbs.

Powder Coat Finish-Foghorn

CF Stinson Pre-Approved Link-<http://select.cfstinson.com/Finishes/Samples.jsp?lid=6626>

TB 133 Option

Add \$175.00



F Additional Freight Charges For This Item Please Request Freight Quote From Intensa

412DD Exam Room Treatment Table with Contoured Adjustable Back and Two Drawers

List	COM	Tier 1	Tier 2	Tier 3	Tier 4	Tier 5	Tier 6	Tier 7	Tier 8	Tier 9	Tier 10
Zone 1	1496	1558	1746	1908	2008	2108	2208	2308	2408	2508	2608
Zone 2	1496	1558	1746	1908	2008	2108	2208	2308	2408	2508	2608
Zone 3	1496	1558	1746	1908	2008	2108	2208	2308	2408	2508	2608

Overall Length-76"
Height- 32"
Width-28"

Paper Roll Holder Widths-18", 19" and 20"
Two Pass Through Drawers
COM Requirements 4 yds (submit sample for approval)

Shipping Wt. 190 lbs.
Wt. Capacity 500 lbs.

Powder Coat Finish-Foghorn

CF Stinson Pre-Approved Link-<http://select.cfstinson.com/Finishes/Samples.jsp?lid=6626>

TB 133 Option

Add \$175.00



F Additional Freight Charges For This Item Please Request Freight Quote From Intensa

412D Exam Room Treatment Table with Contoured Adjustable Back and One Drawer

List	COM	Tier 1	Tier 2	Tier 3	Tier 4	Tier 5	Tier 6	Tier 7	Tier 8	Tier 9	Tier 10
Zone 1	1292	1355	1542	1705	1805	1905	2005	2105	2205	2305	2405
Zone 2	1292	1355	1542	1705	1805	1905	2005	2105	2205	2305	2405
Zone 3	1292	1355	1542	1705	1805	1905	2005	2105	2205	2305	2405

Overall Length-76"
Height- 32"
Width-28"

Paper Roll Holder Widths-18", 19" and 20"
One Pass Through Drawer
COM Requirements 4 yds (submit sample for approval)

Shipping Wt. 180 lbs.
Wt. Capacity 500 lbs.

Powder Coat Finish-Foghorn

CF Stinson Pre-Approved Link-<http://select.cfstinson.com/Finishes/Samples.jsp?lid=6626>

TB 133 Option

Add \$175.00



F Additional Freight Charges For This Item Please Request Freight Quote From Intensa

411 Series Exam Treatment Tables



411



411DD



411D

411 Exam Room Treatment Table with Adjustable Back

List	COM	Tier 1	Tier 2	Tier 3	Tier 4	Tier 5	Tier 6	Tier 7	Tier 8	Tier 9	Tier 10
Zone 1	1058	1121	1308	1471	1571	1671	1771	1871	1971	2071	2171
Zone 2	1058	1121	1308	1471	1571	1671	1771	1871	1971	2071	2171
Zone 3	1058	1121	1308	1471	1571	1671	1771	1871	1971	2071	2171

Overall Length-76"
Height- 32"
Width-28"

Paper Roll Holder Widths-18", 19" and 20"
COM Requirements 4 yds (submit sample for approval)

Shipping Wt. 170 lbs.
Wt. Capacity 500 lbs.

Powder Coat Finish-Foghorn

CF Stinson Pre-Approved Link-<http://select.cfstinson.com/Finishes/Samples.jsp?lid=6626>

TB 133 Option

Add \$175.00



F Additional Freight Charges For This Item Please Request Freight Quote From Intensa

411DD Exam Room Treatment Table with Adjustable Back and Two Drawers

List	COM	Tier 1	Tier 2	Tier 3	Tier 4	Tier 5	Tier 6	Tier 7	Tier 8	Tier 9	Tier 10
Zone 1	1465	1528	1715	1878	1978	2078	2178	2278	2378	2478	2578
Zone 2	1465	1528	1715	1878	1978	2078	2178	2278	2378	2478	2578
Zone 3	1465	1528	1715	1878	1978	2078	2178	2278	2378	2478	2578

Overall Length-76"
Height- 32"
Width-28"

Paper Roll Holder Widths-18", 19" and 20"
Two Pass Through Drawers
COM Requirements 4 yds (submit sample for approval)

Shipping Wt. 190 lbs.
Wt. Capacity 500 lbs.

Powder Coat Finish-Foghorn

CF Stinson Pre-Approved Link-<http://select.cfstinson.com/Finishes/Samples.jsp?lid=6626>

TB 133 Option

Add \$175.00



F Additional Freight Charges For This Item Please Request Freight Quote From Intensa

411D Exam Room Treatment Table with Adjustable Back and One Drawer

List	COM	Tier 1	Tier 2	Tier 3	Tier 4	Tier 5	Tier 6	Tier 7	Tier 8	Tier 9	Tier 10
Zone 1	1262	1324	1512	1674	1774	1874	1974	2074	2174	2274	2374
Zone 2	1262	1324	1512	1674	1774	1874	1974	2074	2174	2274	2374
Zone 3	1262	1324	1512	1674	1774	1874	1974	2074	2174	2274	2374

Overall Length-76"
Height- 32"
Width-28"

Paper Roll Holder Widths-18", 19" and 20"
One Pass Through Drawer
COM Requirements 4 yds (submit sample for approval)

Shipping Wt. 180 lbs.
Wt. Capacity 500 lbs.

Powder Coat Finish-Foghorn

CF Stinson Pre-Approved Link-<http://select.cfstinson.com/Finishes/Samples.jsp?lid=6626>

TB 133 Option

Add \$175.00



F Additional Freight Charges For This Item Please Request Freight Quote From Intensa

410 Series Exam Treatment Tables



410



410DD



410D

410 Exam Room Treatment Table with Flat Top

List	COM	Tier 1	Tier 2	Tier 3	Tier 4	Tier 5	Tier 6	Tier 7	Tier 8	Tier 9	Tier 10
Zone 1	924	986	1174	1336	1436	1536	1636	1736	1836	1936	2036
Zone 2	924	986	1174	1336	1436	1536	1636	1736	1836	1936	2036
Zone 3	924	986	1174	1336	1436	1536	1636	1736	1836	1936	2036

Overall Length-76"
Height- 32"
Width-28"

Paper Roll Holder Widths-18", 19" and 20"
COM Requirements 4 yds (submit sample for approval)

Shipping Wt. 170 lbs.
Wt. Capacity 500 lbs.

Powder Coat Finish-Foghorn

CF Stinson Pre-Approved Link-<http://select.cfstinson.com/Finishes/Samples.jsp?lid=6626>

TB 133 Option

Add \$175.00



F Additional Freight Charges For This Item Please Request Freight Quote From Intensa

410DD Exam Room Treatment Table with Flat Top and Two Drawers

List	COM	Tier 1	Tier 2	Tier 3	Tier 4	Tier 5	Tier 6	Tier 7	Tier 8	Tier 9	Tier 10
Zone 1	1331	1393	1581	1743	1843	1943	2043	2143	2243	2343	2443
Zone 2	1331	1393	1581	1743	1843	1943	2043	2143	2243	2343	2443
Zone 3	1331	1393	1581	1743	1843	1943	2043	2143	2243	2343	2443

Overall Length-76"
Height- 32"
Width-28"

Paper Roll Holder Widths-18", 19" and 20"
Two Pass Through Drawers
COM Requirements 4 yds (submit sample for approval)

Shipping Wt. 190 lbs.
Wt. Capacity 500 lbs.

Powder Coat Finish-Foghorn

CF Stinson Pre-Approved Link-<http://select.cfstinson.com/Finishes/Samples.jsp?lid=6626>

TB 133 Option

Add \$175.00



410D Exam Room Treatment Table with Flat Top and One Drawer

List	COM	Tier 1	Tier 2	Tier 3	Tier 4	Tier 5	Tier 6	Tier 7	Tier 8	Tier 9	Tier 10
Zone 1	1127	1190	1377	1540	1640	1740	1840	1940	2040	2140	2240
Zone 2	1127	1190	1377	1540	1640	1740	1840	1940	2040	2140	2240
Zone 3	1127	1190	1377	1540	1640	1740	1840	1940	2040	2140	2240

Overall Length-76"
Height- 32"
Width-28"

Paper Roll Holder Widths-18", 19" and 20"
One Pass Through Drawer
COM Requirements 4 yds (submit sample for approval)

Shipping Wt. 180 lbs.
Wt. Capacity 500 lbs.

Powder Coat Finish-Foghorn

CF Stinson Pre-Approved Link-<http://select.cfstinson.com/Finishes/Samples.jsp?lid=6626>

TB 133 Option

Add \$175.00



400 Series Exam Treatment Tables



400

400 Exam Room Treatment Table

List	COM	Tier 1	Tier 2	Tier 3	Tier 4	Tier 5	Tier 6	Tier 7	Tier 8	Tier 9	Tier 10
Zone 1	794	857	1044	1207	1307	1407	1507	1607	1707	1807	1907
Zone 2	794	857	1044	1207	1307	1407	1507	1607	1707	1807	1907
Zone 3	794	857	1044	1207	1307	1407	1507	1607	1707	1807	1907

Overall Length-74"

Height- 32"

Width-27"

Powder Coat Finish-Foghorn

CF Stinson Pre-Approved Link-<http://select.cfstinson.com/Finishes/Samples.jsp?lid=6626>

TB 133 Option

Add \$175.00

Paper Roll Holder Widths-18", 19" and 20"

COM Requirements 3 yds (submit sample for approval)

Shipping Wt. 170 lbs.

Wt. Capacity 500 lbs.



F Additional Freight Charges For This Item Please Request Freight Quote From Intensa

200 Series Guest and Patient Seating



251



250



243

251 Wall Saver Patient/Guest Seating with Arms

List	COM	Tier 1	Tier 2	Tier 3	Tier 4	Tier 5	Tier 6	Tier 7	Tier 8	Tier 9	Tier 10
Zone 1	562	583	637	675	712	754	791	829	866	904	946
Zone 2	595	616	670	707	745	786	824	861	899	936	978
Zone 3	600	621	675	712	750	791	829	866	904	941	983

16 Gauge Steel Tubing
 Seat Height-17"
 Overall Height-33.5"
 Overall Width-23.5"
 Powder Coat Finish-Black
 Wall Saver Leg Design

Seat Dimension-18"W x 19.5"D
 Back Dimensions 18"W x 13.5" H
 Overall Depth-22"
 Arm Height-26"
 Adjustable Glides
 COM Requirements 1.5 yds (submit sample for approval)

Arm Width Inside-20.5"

Shipping Wt. 40 lbs.
 Wt. Capacity 400 lbs.



TB 133 Option

Add \$75.00

250 Wall Saver Patient/Guest Seating

List	COM	Tier 1	Tier 2	Tier 3	Tier 4	Tier 5	Tier 6	Tier 7	Tier 8	Tier 9	Tier 10
Zone 1	540	561	615	653	690	732	770	807	845	882	924
Zone 2	573	594	648	685	723	765	802	840	877	915	956
Zone 3	578	599	653	690	728	770	807	845	882	920	961

16 Gauge Steel Tubing
 Seat Height-17"
 Overall Height-33.5"
 Overall Width-23.5"
 Powder Coat Finish-Black
 Wall Saver Leg Design

Seat Dimension-18"W x 19.5"D
 Back Dimensions 18"W x 13.5" H
 Overall Depth-22"
 Arm Height-26"
 COM Requirements 1.5 yds (submit sample for approval)

Shipping Wt. 39 lbs.
 Wt. Capacity 400 lbs.



TB 133 Option

Add \$75.00

243 Wall Saver Patient/Guest Seating with Arms

List	COM	Tier 1	Tier 2	Tier 3	Tier 4	Tier 5	Tier 6	Tier 7	Tier 8	Tier 9	Tier 10
Zone 1	522	567	703	785	872	953	1040	1122	1203	1290	1372
Zone 2	522	567	703	785	872	953	1040	1122	1203	1290	1372
Zone 3	522	567	703	785	872	953	1040	1122	1203	1290	1372

14 Gauge Steel Tubing
 Seat Height-18"
 Overall Height-32"
 Overall Width-24"
 Wall Saver Leg Design

Seat Dimension-20.5"W x 19.5"D
 Back Dimensions 21"W x 13.5" H
 Arm Height-26"
 Powder Coat Finish-Black
 COM Requirements 2 yds (submit sample for approval)

Overall Depth-22"
 Arm Width Inside-19"

Shipping Wt. 40 lbs.
 Wt. Capacity 1200 lbs.



TB 133 Option

Add \$75.00

F Additional Freight Charges For This Item Please Request Freight Quote From Intensa

200 Series Guest and Patient Seating



242



241



240

242 Wall Saver Patient/Guest Seating

List	COM	Tier 1	Tier 2	Tier 3	Tier 4	Tier 5	Tier 6	Tier 7	Tier 8	Tier 9	Tier 10
Zone 1	492	537	673	755	842	923	1010	1092	1173	1260	1342
Zone 2	492	537	673	755	842	923	1010	1092	1173	1260	1342
Zone 3	492	537	673	755	842	923	1010	1092	1173	1260	1342

14 Gauge Steel Tubing
 Seat Height-18"
 Overall Height-32"
 Overall Width-24"
 Wall Saver Leg Design

Seat Dimension-20.5"W x 19.5"D
 Back Dimensions-21"W x 13.5" H
 Overall Depth-22"
 Powder Coat Finish-Black
 COM Requirements 2 yds (submit sample for approval)

Shipping Wt. 39 lbs.
 Wt. Capacity 1200 lbs.



TB 133 Option

Add \$75.00

F Additional Freight Charges For This Item Please Request Freight Quote From Intensa

241 Wall Saver Patient/Guest Seating with Arms

List	COM	Tier 1	Tier 2	Tier 3	Tier 4	Tier 5	Tier 6	Tier 7	Tier 8	Tier 9	Tier 10
Zone 1	610	656	792	874	960	1042	1128	1210	1292	1378	1460
Zone 2	610	656	792	874	960	1042	1128	1210	1292	1378	1460
Zone 3	610	656	792	874	960	1042	1128	1210	1292	1378	1460

14 Gauge Steel Tubing
 Seat Height-18"
 Overall Height-32"
 Overall Width-29.5"
 Wall Saver Leg Design

Seat Dimension-26.5"W x 20.5"D
 Back Dimensions 26"W x 15.5" H
 Arm Height-26"
 Powder Coat Finish-Black
 COM Requirements 2 yds (submit sample for approval)

Overall Depth-22"
 Arm Width Inside-24.5"

Shipping Wt. 43 lbs.
 Wt. Capacity 1200 lbs.



TB 133 Option

Add \$100.00

F Additional Freight Charges For This Item Please Request Freight Quote From Intensa

240 Wall Saver Patient/Guest Seating

List	COM	Tier 1	Tier 2	Tier 3	Tier 4	Tier 5	Tier 6	Tier 7	Tier 8	Tier 9	Tier 10
Zone 1	561	607	743	825	911	993	1080	1162	1243	1330	1412
Zone 2	561	607	743	825	911	993	1080	1162	1243	1330	1412
Zone 3	561	607	743	825	911	993	1080	1162	1243	1330	1412

14 Gauge Steel Tubing
 Seat Height-18"
 Overall Height-32"
 Overall Width-24"
 Wall Saver Leg Design

Seat Dimension-20.5"W x 19.5"D
 Back Dimensions "W x 13.5" H
 Overall Depth-22"
 Powder Coat Finish-Black
 COM Requirements 2 yds (submit sample for approval)

Shipping Wt. 41 lbs.
 Wt. Capacity 1200 lbs.



TB 133 Option

Add \$100.00

F Additional Freight Charges For This Item Please Request Freight Quote From Intensa

200 Series Guest and Patient Seating



202



201



200

202 Wall Saver Patient/Guest Seating with Arms

List	COM	Tier 1	Tier 2	Tier 3	Tier 4	Tier 5	Tier 6	Tier 7	Tier 8	Tier 9	Tier 10
Zone 1	306	327	381	419	456	498	536	573	611	648	690
Zone 2	306	327	381	419	456	498	536	573	611	648	690
Zone 3	306	327	381	419	456	498	536	573	611	648	690

14 Gauge Steel Tubing
 Seat Height-17"
 Overall Height-33.5"
 Overall Width-23.5"
 Powder Coat Finish-Black
 Wall Saver Leg Design

Seat Dimension-18"W x 19.5"D
 Back Dimensions 18"W x 13.5" H
 Overall Depth-22"
 Arm Height-26"
 COM Requirements 1.5 yds (submit sample for approval)

Arm Width Inside-19.5"

Shipping Wt. 28 lbs.
 Wt. Capacity 250 lbs.

TB 133 Option

Add \$50.00



F Additional Freight Charges For This Item Please Request Freight Quote From Intensa

201 Wall Saver Patient/Guest Seating with Arms

List	COM	Tier 1	Tier 2	Tier 3	Tier 4	Tier 5	Tier 6	Tier 7	Tier 8	Tier 9	Tier 10
Zone 1	286	307	361	399	436	478	515	553	590	628	669
Zone 2	286	307	361	399	436	478	515	553	590	628	669
Zone 3	286	307	361	399	436	478	515	553	590	628	669

14 Gauge Steel Tubing
 Seat Height-17"
 Overall Height-33.5"
 Overall Width-23.5"
 Powder Coat Finish-Black
 Wall Saver Leg Design

Seat Dimension-18"W x 19.5"D
 Back Dimensions 18"W x 13.5" H
 Overall Depth-22"
 Arm Height-26"
 COM Requirements 1.5 yds (submit sample for approval)

Arm Width Inside-20"

Shipping Wt. 28 lbs.
 Wt. Capacity 250 lbs.

TB 133 Option

Add \$50.00



F Additional Freight Charges For This Item Please Request Freight Quote From Intensa

200 Wall Saver Patient/Guest Seating

List	COM	Tier 1	Tier 2	Tier 3	Tier 4	Tier 5	Tier 6	Tier 7	Tier 8	Tier 9	Tier 10
Zone 1	245	266	320	358	395	437	475	512	550	587	629
Zone 2	245	266	320	358	395	437	475	512	550	587	629
Zone 3	245	266	320	358	395	437	475	512	550	587	629

14 Gauge Steel Tubing
 Seat Height-18"
 Overall Height-32"
 Overall Width-24"
 Wall Saver Leg Design

Seat Dimension-20.5"W x 19.5"D
 Back Dimensions 21"W x 13.5" H
 Powder Coat Finish-Black
 COM Requirements 2 yds (submit sample for approval)

Overall Depth-22"

Shipping Wt. 26 lbs.
 Wt. Capacity 250 lbs.

TB 133 Option

Add \$50.00



F Additional Freight Charges For This Item Please Request Freight Quote From Intensa

170 Series Overbed Tables



179



177

179 Overbed Table with Heavy Duty Steel Base, Laminated Dual Top with Low Profile Base

List

- Zone 1** 1287
- Zone 2** 1287
- Zone 3** 1287

Height Adjustment-29"-44"
 Top Size-32" L x 17"W
 Flip Top Size-13.5" L x 17" W

Base Dimension-32" L x 18"W x 1.94" H
 Base Profile Height-1.94" H
 Overall Depth-22"

Shipping Wt. 43 lbs.
 Wt. Capacity 100 lbs.

Base Finishes

Almond-A
 Graphite Grey-G
 Nevada-N

Top Finishes

Candlelight-CL
 Medium Oak-MO
 Hard Rock Maple-HM
 Medium Cherry-MC
 Chocolate Pear-CP

OBT Accessories

Vanity w/Mirror-VM Add \$168.00
 Basket-BK (10" x 6" x 9") Add \$168.00

Laminate Options

Whiteboard-WB Add-\$112.00



Laminate, Thermofoil and Paint Colors Page 60

F Additional Freight Charges For This Item Please Request Freight Quote From Intensa

177 Overbed Table with Heavy Duty Steel Base, Laminated Top with Low Profile Base

List

- Zone 1** 802
- Zone 2** 802
- Zone 3** 802

Height Adjustment-29"-44"
 Top Size-32" L x 17"W
 Overall Depth-22"

Base Dimension-32" L x 18"W x 1.94" H
 Base Profile Height-1.94" H

Shipping Wt. 41 lbs.
 Wt. Capacity 100 lbs.

Base Finishes

Almond-A
 Graphite Grey-G
 Nevada-N

Top Finishes

Candlelight-CL
 Medium Oak-MO
 Hard Rock Maple-HM
 Medium Cherry-MC
 Chocolate Pear-CP

OBT Accessories

Vanity w/Mirror-VM Add \$168.00
 Basket-BK (10" x 6" x 9") Add \$168.00

Laminate Options

Whiteboard-WB Add-\$112.00



Laminate, Thermofoil and Paint Colors Page 60

F Additional Freight Charges For This Item Please Request Freight Quote From Intensa



160 and 150 Series Kick Bucket and Hampers



160



154



153

160 Stainless Steel Kick Bucket with Frame

List

- Zone 1** 345
- Zone 2** 360
- Zone 3** 365

Heavy Duty Stainless Steel Kick Bucket with Frame
 Stainless Steel Bucket 12" Diameter
 Stainless Steel Bucket Height-10"
 Stainless Steel Bucket Capacity-13 Quarts

2" Rubber Ball Bearing Wheels
 Circular Rubber Bumper

Shipping Wt. 14 lbs.

Options

- 160-2 Stainless Steel Bucket Only-Add \$142.00 + Shipping
- 160-1 Kick Bucket Frame Only-Add \$188.00 + Shipping



154 Square Tilt Top Hamper

List

- Zone 1** 242
- Zone 2** 254
- Zone 3** 259

Durable Chrome Plated Steel Frame with Coated Gray Epoxy Lid
 Step-On Foot Pedal for Hands Free Operation
 Lid Comes with Steel Prop to Assist in Loading
 3" Locking Rubber Ball Bearing Casters
 Size-19"W x 19.5"D x 37.75" H
 Linen Bag Not Included
 Assembly Required

Shipping Wt. 24 lbs.



153 Round Tilt Top Hamper

List

- Zone 1** 338
- Zone 2** 350
- Zone 3** 355

Durable Chrome Plated Steel Frame with Coated Gray Epoxy Lid
 Step-On Foot Pedal for Hands Free Operation
 Spring Loaded Lid Comes to Assist in Loading
 2" Rubber Ball Bearing Casters
 Size-19"D x 36" H
 Linen Bag Not Included
 Assembly Required

Shipping Wt. 34 lbs.



140 Series Utility and Stainless Carts



144



143



142

144 Multi Purpose Cart (Cart Only)

List

Zone 1	307
Zone 2	311
Zone 3	316

Durable 1" Chrome Plated Steel Frame
3" Ball Bearing Rubber Wheels
Minimal Assemble Required
Wire Baskets Ship Separately

Wire Baskets Must Be Ordered Separately

144-6-6"H x 24.5"L x 14.5"W (6" Basket Only) Add \$80.00

144-12-12"H x 24.5"L x 14.5"W (12" Basket Only) Add \$97.00

Cart Size- 40"H x 19.5"W x 34"L
Gray Epoxy Coated Support Frame for Baskets
Baskets are Gray Epoxy Coated

Shipping Wt. 34 lbs.



143 Heavy Duty Stainless Steel Cart with Three Shelves

List

Zone 1	453
Zone 2	453
Zone 3	453

Three Stainless Steel Shelves
3.5" Swivel Casters
16 Gauge Stainless Steel Up-Rights
Distance Between Shelves 12"
Load Capacity Rated with Weight Distributed Evenly on all Shelves

Cart Dimension-33.75"H x 17.75"W x 31"L
Shelf Dimensions 17.75"W x 29.75"L
ABS Handle

Shipping Wt. 35 lbs.
Wt. Capacity 400 lbs.



F Additional Freight Charges For This Item Please Request Freight Quote From Intensa

142 Medium Duty Stainless Steel Cart with Three Shelves

List

Zone 1	471
Zone 2	471
Zone 3	471

Three Stainless Steel Shelves
3.5" Swivel Casters
20 Gauge Stainless Steel Up-Rights
Distance Between Shelves 12"
Load Capacity Rated with Weight Distributed Evenly on all Shelves

Cart Dimension-32.5"H x 15.5"W x 31"L
Shelf Dimensions 15.5"W x 24"L
ABS Handle

Shipping Wt. 29 lbs.
Wt. Capacity 300 lbs.



F Additional Freight Charges For This Item Please Request Freight Quote From Intensa

140 Series Plastic Cart and 130 Series Mobile Infusion Pump Poles



141



136-4



136-2

141 Multi Purpose Plastic Cart with Three Shelves

List

- Zone 1** 360
- Zone 2** 385
- Zone 3** 390

Three ABS Plastic Shelves
 3" Swivel Ball Bearing Casters with Two Locking Casters
 Aluminum Support Post
 Distance Between Shelves 12"
 Load Capacity Rated with Weight Distributed Evenly on all Shelves

Cart Dimension-40"H x 19.5"W x 34"L
 Shelf Dimensions 17.25"W x 26.25"L
 ABS Beige Frame

Shipping Wt. 29 lbs.
 Wt. Capacity 500 lbs.



Assembly Required

136-4 IV Pole/Infusion Pump Stand with 6 Legs and 4 Hook System

List

- Zone 1** 341
- Zone 2** 351
- Zone 3** 371

1.25" Chrome Steel Tubing
 Suggested Adjustable Height Range-55"-99"
 2" Urethane Tread Casters

26" Six Leg Base
 Turn Knob Lock Feature
 4-Hook Ram Style Hook System

Shipping Wt. 22 lbs.



Ships In 2 Packages

136-2 IV Pole/Infusion Pump Stand with 6 Legs and 2 Hook System

List

- Zone 1** 332
- Zone 2** 342
- Zone 3** 362

1.25" Chrome Steel Tubing
 Suggested Adjustable Height Range-55"-99"
 2" Urethane Tread Casters

26" Six Leg Base
 Turn Knob Lock Feature
 2-Hook Ram Style Hook System

Shipping Wt. 21 lbs.



Ships In 2 Packages

130 Series Infusion Pump and IV Poles



135-4



135-2



134-4

135-4 IV Pole/Infusion Pump Stand with 5 Legs and 4 Hook System

List

Zone 1	281
Zone 2	291
Zone 3	311

1" Chrome Steel Tubing
Suggested Adjustable Height Range-55"-99"
2" Urethane Tread Casters

16" 5 Leg Base with Gray Epoxy Finish Coat
Turn Knob Lock Feature
4-Hook Ram Style Hook System

Shipping Wt. 21 lbs.

Ships In 2 Packages



135-2 IV Pole/Infusion Pump Stand with 5 Legs and 2 Hook System

List

Zone 1	276
Zone 2	286
Zone 3	306

1" Chrome Steel Tubing
Suggested Adjustable Height Range-55"-99"
2" Urethane Tread Casters

16" 5 Leg Base with Gray Epoxy Finish Coat
Turn Knob Lock Feature
2-Hook Ram Style Hook System

Shipping Wt. 20 lbs.

Ships In 2 Packages



134-4 IV Pole Stand with 5 Legs Flat Aluminum Base with Toe Caps and 4 Hook System

List

Zone 1	242
Zone 2	252
Zone 3	272

1" Chrome Steel Tubing
Suggested Adjustable Height Range-51"-90"
4-Hook Ram Style Hook System

24" 5 Leg Aluminum Base with Toe Caps
Turn Knob Lock Feature
2" Casters

Shipping Wt. 14 lbs.

Ships In 2 Packages



130 Series IV Poles



134-2



131-4



131-2

134-2 IV Pole Stand with 5 Legs Flat Aluminum Base with Toe Caps and 4 Hook System

List

Zone 1 237

Zone 2 247

Zone 3 267

1" Chrome Steel Tubing
Suggested Adjustable Height Range-51"-90"
2-Hook Ram Style Hook System

24" 5 Leg Aluminum Base with Toe Caps
Turn Knob Lock Feature
2" Casters

Shipping Wt. 14 lbs.



Ships In 2 Packages

131-4 Chrome Plated Steel IV Pole with 4 Hook System

List

Zone 1 127

Zone 2 132

Zone 3 142

1" Chrome Steel Tubing
Suggested Adjustable Height Range-51"-90"
4-Hook Ram Style Hook System

22" 4 Leg Steel Base with Protective Rubber Caps
Turn Knob Lock Feature
2" Rubber Wheels

Shipping Wt. 15 lbs.



131-2 Chrome Plated Steel IV Pole with 2 Hook System

List

Zone 1 115

Zone 2 120

Zone 3 130

1" Chrome Steel Tubing
Suggested Adjustable Height Range-51"-90"
2-Hook Ram Style Hook System

22" 4 Leg Steel Base with Protective Rubber Caps
Turn Knob Lock Feature
2" Rubber Wheels

Shipping Wt. 14 lbs.



130 Series IV Poles and 120 Series Instrument Stands



130-2



121



120

130-2 Chrome Plated Steel IV Pole with 2 Hook System

List

Zone 1	95
Zone 2	100
Zone 3	110

1" Chrome Steel Tubing
Suggested Adjustable Height Range-51"-90"
2-Hook Ram Style Hook System

22" 4 Leg Steel Base with Protective Rubber Caps
Twist Lock Feature
2" Rubber Wheels

Shipping Wt. 13 lbs.



Ships In 2 Packages

121 Single Post Instrument Stand

List

Zone 1	276
Zone 2	291
Zone 3	301

1" Chrome Steel Tubing
Suggested Adjustable Height Range-30"-50"
Stainless Steel Tray Dimension 19.25"L x 12.75W

Removeable Stainless Steel Tray
Turn Knob Lock for Secure Height Adjustment
2" Rubber Wheels with Ball Bearing

Shipping Wt. 27 lbs.



Assembly Required

120 Dual Post Instrument Stand

List

Zone 1	290
Zone 2	325
Zone 3	332

1" Chrome Steel Tubing
Suggested Adjustable Height Range-34"-52"
Stainless Steel Tray Dimension 19.25"L x 12.75W

Removeable Stainless Steel Tray
Turn Knob Lock for Secure Height Adjustment
2" Rubber Wheels with Ball Bearing

Shipping Wt. 27 lbs.



100 Series Step Stools/Bariatric Step Stools



101



100



101BAR

101 Chrome Step Stool with Handrail

List

- Zone 1** 132
- Zone 2** 135
- Zone 3** 137

1" Chrome Plated Steel Tubing
 Handrail .875" Chrome Plated Steel Tubing
 Slip Resistant Mat
Minimum Order Quantity-2

Step Stool Dimension-11" W x 14"D x 9"H
 Step Height-9"
 Handrail Height-35.5" to Floor

Shipping Wt. 13 lbs.
 Wt. Capacity 250 lbs.

Ships In 2 Packages
Assembly Required



100 Chrome Step Stool

List

- Zone 1** 79
- Zone 2** 80
- Zone 3** 81

1" Chrome Plated Steel Tubing
 Step Height-9"
 Slip Resistant Mat
Minimum Order Quantity-2

Step Stool Dimension-11" W x 14"D x 9"H

Shipping Wt. 9 lbs.
 Wt. Capacity 250 lbs.



101BAR Bariatric Chrome Step Stool with Handrail

List

- Zone 1** 202
- Zone 2** 207
- Zone 3** 211

1" Chrome Plated Steel Tubing
 Handrail .875" Chrome Plated Steel Tubing
 Slip Resistant Mat
 Platform Dimensions 11"W x 14"D

Step Stool Dimension-14" W x 17"D x 9"H
 Step Height-9.5"
 Handrail Height-34.5" to Floor

Shipping Wt. 14 lbs.
 Wt. Capacity 500 lbs.

Ships In 2 Packages
Assembly Required



100 Series Bariatric Step Stool and Replacement Exam Table Tops



100BAR



RT 420



RT 411

100BAR Bariatric Chrome Step Stool

List

Zone 1	140
Zone 2	142
Zone 3	145

1" Chrome Plated Steel Tubing
Platform Dimensions 11"W x 14"D
Slip Resistant Mat

Step Stool Dimension-14" W x 17"D x 9"H
Step Height-9.5"

Shipping Wt. 11 lbs.
Wt. Capacity 500 lbs.



RT 420 Replacement Top for Intensa 420

	COM	Tier 1	Tier 2	Tier 3	Tier 4	Tier 5	Tier 6	Tier 7	Tier 8	Tier 9	Tier 10
Zone 1	552	609	782	932	1025	1117	1209	1302	1394	1486	1578
Zone 2	552	609	782	932	1025	1117	1209	1302	1394	1486	1578
Zone 3	552	609	782	932	1025	1117	1209	1302	1394	1486	1578

Replacement Top for Intensa 420 Exam Bed
Replacement Bed Top with Foot Pad
Overall Length-60"
COM Requirements-3 yds. (No Railroaded Patterns)

Overall Width-27.5"
Foot Rest Dimension-18"W x 19"L
Includes Mounting Hardware, Paper Roll Holder and Foot Pad

Shipping Wt. 55 lbs.

TB 133 Option

Add \$175.00

F Additional Freight Charges For This Item Please Request Freight Quote From Intensa



RT 411 Replacement Exam Table Top for Ritter/Midmark™ 411

List	COM	Tier 1	Tier 2	Tier 3	Tier 4	Tier 5	Tier 6	Tier 7	Tier 8	Tier 9	Tier 10
Zone 1	845	890	1095	1272	1381	1490	1599	1708	1817	1927	2036
Zone 2	872	918	1122	1300	1409	1518	1627	1736	1845	1954	2063
Zone 3	877	923	1127	1214	1414	1523	1632	1741	1850	1959	2068

Replacement Top for 411 Exam Bed
Velcro Attachment
COM Requirements 3yd. (Please submit sample for approval)

Five Piece Set

Shipping Wt. 35 lbs.

Ships FedEx Ground

TB 133 Option

Add \$175.00



Replacement Exam Table Tops



RT 75L



RT 405



RT 404

RT 75L Replacement Exam Table Top for Ritter/Midmark™ 75L

List	COM	Tier 1	Tier 2	Tier 3	Tier 4	Tier 5	Tier 6	Tier 7	Tier 8	Tier 9	Tier 10
Zone 1	845	890	1095	1272	1381	1490	1599	1708	1817	1927	2036
Zone 2	872	918	1122	1300	1409	1518	1627	1736	1845	1954	2063
Zone 3	877	923	1127	1214	1414	1523	1632	1741	1850	1959	2068

Replacement Top for 75L Exam Bed
Velcro Attachment

Five Piece Set

Shipping Wt. 35 lbs.

COM Requirements 3yd. (Please submit sample for approval)

Ships FedEx Ground

TB 133 Option

Add \$175.00



RT 405 Replacement Exam Table Top for Ritter/Midmark™ 405

List	COM	Tier 1	Tier 2	Tier 3	Tier 4	Tier 5	Tier 6	Tier 7	Tier 8	Tier 9	Tier 10
Zone 1	463	491	679	841	941	1041	1141	1241	1341	1441	1541
Zone 2	490	519	706	869	969	1069	1169	1269	1369	1469	1569
Zone 3	495	524	711	874	974	1074	1174	1274	1374	1474	1574

Replacement Exam Bed Top with Foot Pad
Overall Width-27.5"
Overall Length-60"

Foot Rest Dimension-20.5"W x 17.5"L
Velcro Attachment

Shipping Wt. 35 lbs.

COM Requirements-3 yds. (Please submit sample for approval)

Ship FedEx Ground

TB 133 Option

Add \$175.00



RT 404 Replacement Exam Table Top for Ritter/Midmark™ 404

List	COM	Tier 1	Tier 2	Tier 3	Tier 4	Tier 5	Tier 6	Tier 7	Tier 8	Tier 9	Tier 10
Zone 1	463	491	679	841	941	1041	1141	1241	1341	1441	1541
Zone 2	490	519	706	869	969	1069	1169	1269	1369	1469	1569
Zone 3	495	524	711	874	974	1074	1174	1274	1374	1474	1574

Replacement Exam Bed Top with Foot Pad
Overall Width-27.5"
Overall Length-60"

Foot Rest Dimension-20.5"W x 17.5"L
Velcro Attachment

Shipping Wt. 35 lbs.

COM Requirements-3 yds. (Please submit sample for approval)

Ship FedEx Ground

TB 133 Option

Add \$175.00



Replacement Exam Table Tops



RT 223



RT 204



RT 104

RT 304 Replacement Exam Table Top for Ritter/Midmark™ 304

List	COM	Tier 1	Tier 2	Tier 3	Tier 4	Tier 5	Tier 6	Tier 7	Tier 8	Tier 9	Tier 10
Zone 1	472	518	790	900	1009	1118	1227	1336	1445	1554	1663
Zone 2	472	518	790	900	1009	1118	1227	1336	1445	1554	1663
Zone 3	472	518	790	809	1009	1118	1227	1336	1445	1554	1663

Replacement Exam Bed Top with Foot Pad

Foot Rest Dimension-20."W x 18"L

Shipping Wt. 55 lbs.

Overall Width-27.5"

Velcro Attachment

Overall Length-55"

COM Requirements-3 yds. (Please submit sample for approval)

TB 133 Option

Add \$175.00



F Additional Freight Charges For This Item Please Request Freight Quote From Intensa

RT 223 Replacement Exam Table Top for Ritter/Midmark™ 223

List	COM	Tier 1	Tier 2	Tier 3	Tier 4	Tier 5	Tier 6	Tier 7	Tier 8	Tier 9	Tier 10
Zone 1	472	518	790	900	1009	1118	1227	1336	1445	1554	1663
Zone 2	472	518	790	900	1009	1118	1227	1336	1445	1554	1663
Zone 3	472	518	790	809	1009	1118	1227	1336	1445	1554	1663

Replacement Exam Bed Top with Foot Pad

Foot Rest Dimension-20."W x 18"L

Shipping Wt. 55 lbs.

Overall Width-27.5"

Velcro Attachment

Overall Length-55"

COM Requirements-3 yds. (Please submit sample for approval)

TB 133 Option

Add \$175.00



F Additional Freight Charges For This Item Please Request Freight Quote From Intensa

Does Not Include Lift Handles or Top Attachment Knobs

For Year Models 2009 or Later (2009, 2010, 2011.....)

RT 204 Replacement Top for Intensa 420

List	COM	Tier 1	Tier 2	Tier 3	Tier 4	Tier 5	Tier 6	Tier 7	Tier 8	Tier 9	Tier 10
Zone 1	472	518	790	900	1009	1118	1227	1336	1445	1554	1663
Zone 2	472	518	790	900	1009	1118	1227	1336	1445	1554	1663
Zone 3	472	518	790	809	1009	1118	1227	1336	1445	1554	1663

Replacement Exam Bed Top with Foot Pad

Foot Rest Dimension-20."W x 18"L

Shipping Wt. 55 lbs.

Overall Width-27.5"

Velcro Attachment

Overall Length-55"

COM Requirements-3 yds. (Please submit sample for approval)

TB 133 Option

Add \$175.00



F Additional Freight Charges For This Item Please Request Freight Quote From Intensa

Does Not Include Lift Handles or Top Attachment Knobs

Replacement Exam Table Top



RT 100

RT 104 Replacement Exam Table Top for Ritter/Midmark™ 104

List	COM	Tier 1	Tier 2	Tier 3	Tier 4	Tier 5	Tier 6	Tier 7	Tier 8	Tier 9	Tier 10
Zone 1	660	706	978	1087	1197	1306	1415	1524	1633	1742	1851
Zone 2	660	706	978	1087	1197	1306	1415	1524	1633	1742	1851
Zone 3	660	706	978	1087	1197	1306	1415	1524	1633	1742	1851

Replacement Exam Bed Top with Foot Pad

Overall Width-27.5"

Overall Length-55"

COM Requirements-3 yds. (Please submit sample for approval)

Foot Rest Dimension-20"W x 18"L

Includes Mounting Hardware and Paper Roll Holder

Shipping Wt. 55 lbs.

TB 133 Option

Add \$175.00



F Additional Freight Charges For This Item Please Request Freight Quote From Intensa

RT 100 Replacement Exam Table Top for Ritter/Midmark™ 104

List	COM	Tier 1	Tier 2	Tier 3	Tier 4	Tier 5	Tier 6	Tier 7	Tier 8	Tier 9	Tier 10
Zone 1	660	706	978	1087	1197	1306	1415	1524	1633	1742	1851
Zone 2	660	706	978	1087	1197	1306	1415	1524	1633	1742	1851
Zone 3	660	706	978	1087	1197	1306	1415	1524	1633	1742	1851

Replacement Exam Bed Top with Foot Pad

Overall Width-27.5"

Overall Length-55"

COM Requirements-3 yds. (Please submit sample for approval)

Foot Rest Dimension-20"W x 18"L

Includes Mounting Hardware and Paper Roll Holder

Shipping Wt. 55 lbs.

TB 133 Option

Add \$175.00



F Additional Freight Charges For This Item Please Request Freight Quote From Intensa

Exam Stool and Laboratory Chair Options



(T)-Adjustable Urethane "T" Style Arms

Example: If ordering an 833 with T-Arms Item # is 833-T



(PA)-Adjustable Procedure Arm with 360° Rotation Around the Stool Seat

Example: If ordering 972 with a Procedure Arm the Item # is 972-7-PA



(B)-Upholstered Back Rest with Black Plastic Outer Cover

Example: If ordering a 972 with Back the Item# is 972-B



(CB)-Upholstered Adjustable Crescent Back Rest

Example: If ordering a 972 with Crescent Back the Item# is 972-CB



(FR)-Chrome Foot Rest with Twist Lock Feature

Example: If ordering a 972 with Foot Rest the Item# is 972-FR

Caster and Glide Options

Hard Wheel-(HW)-Hard Wheel Casters come standard on all products

No Additional Charge

Soft Wheel-(SW)-Urethane Tread Casters recommended for hard floor applications.

Additional Charge \$30.00 per Set of 5

Soft Wheel Self Braking-(SBCSW)-Self Braking Casters roll when sat upon.

Additional Charge \$35.00 per Set of 5

Soft Wheel Braking-(BCSW)-Braking Casters do not roll when sat upon(reverse braking).

Additional Charge \$40.00 per Set of 5

Glides-(GLD)-Stationary Glides.

No Additional Charge

Replacement Gas Cylinders

(5)-140mm (5.5") Stroke Gas Lift-\$35.00

(7)-200mm (7.87") Stroke Gas Lift-\$45.00

(10)-270mm (10.62") Stroke Gas Lift-\$60.00

Tier 1 Vinyl Pricing

Any Tier 1 Standard Vinyl is available for purchase.

Price Per Yard-\$50.00

FOB-High Point, NC

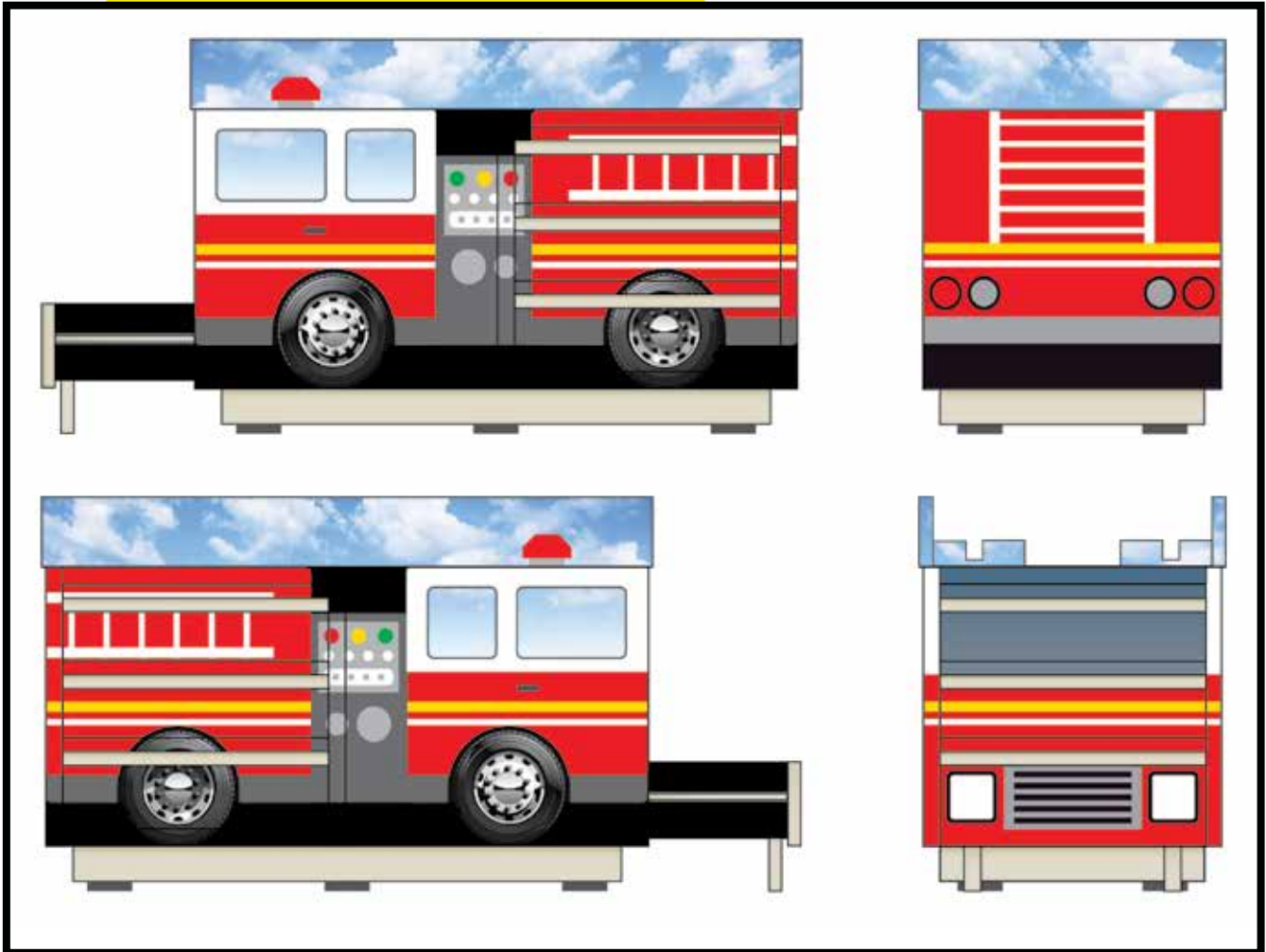
See Page 61 for available colors.

All other vinyls may be purchased through CF Stinson

Notes

420 Exam Table Theme Wraps and Decal Sets

Fire Truck Theme Table Wraps



420-FT Fire Truck Theme (Theme Only) List Price \$1394.00

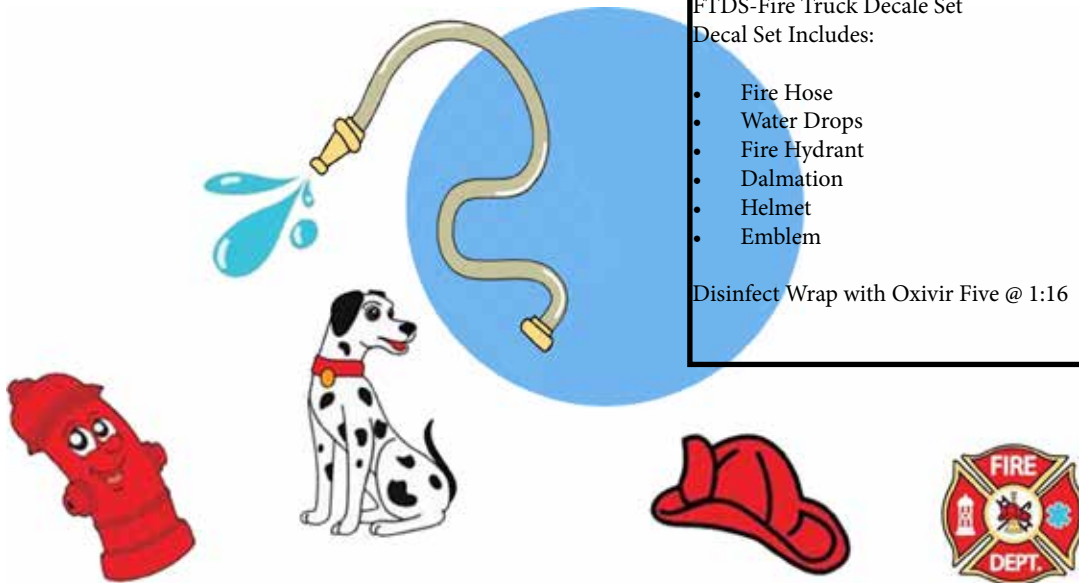
FTDS-Fire Truck Decal Set

List Price \$267.00

Decal Set Includes:

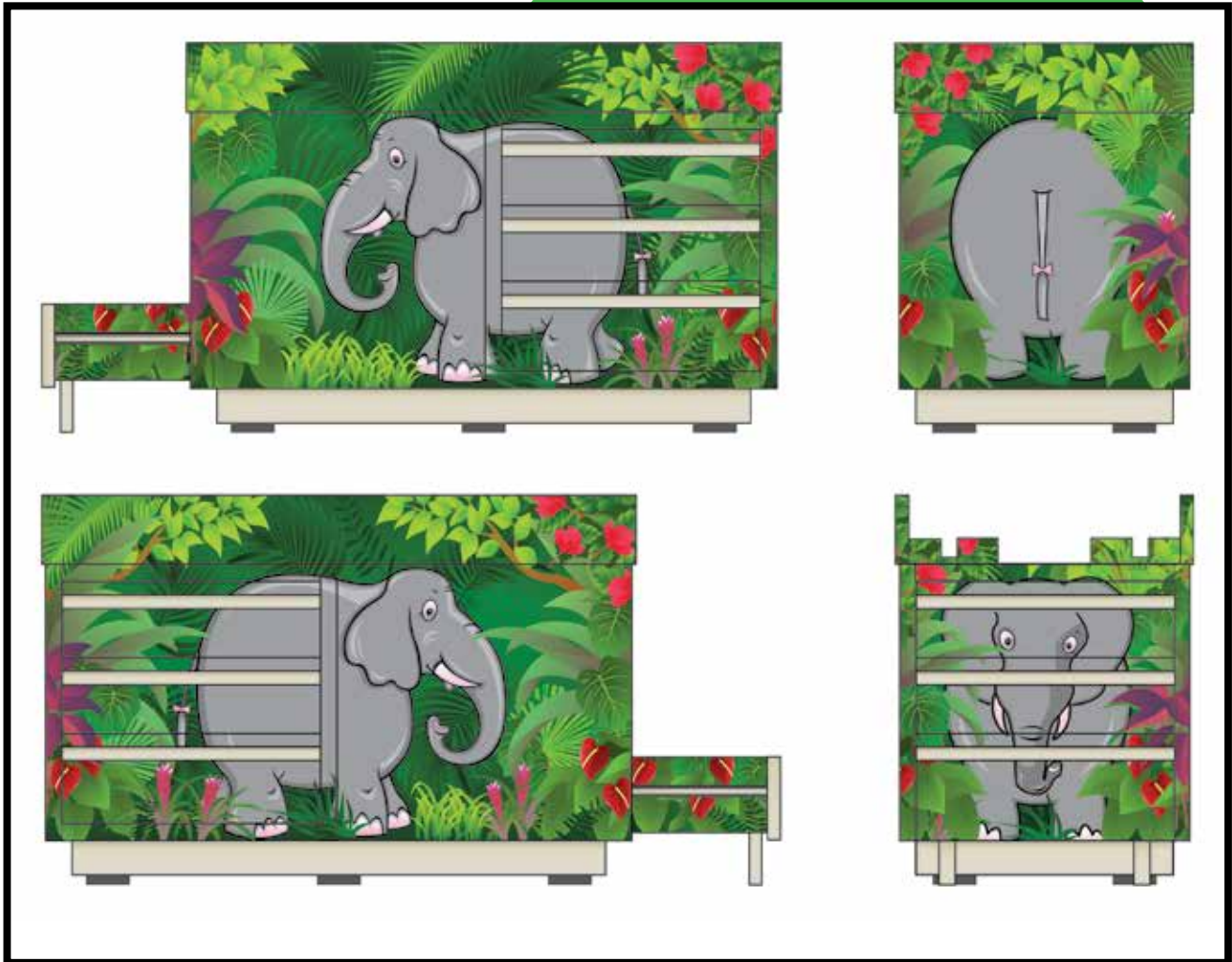
- Fire Hose
- Water Drops
- Fire Hydrant
- Dalmation
- Helmet
- Emblem

Disinfect Wrap with Oxivir Five @ 1:16



420 Exam Table Theme Wraps and Decal Sets

Fire Truck Theme Table Wraps



420-J Jungle Theme (Theme Only) List Price-\$1394.00

JUDS-Jungle Decal Set

Decal Set Included:


- Monkey on Vine
- Toucan
- Zebra
- Lion
- Giraffe
- Leaves (2)

Disinfect Wrap with Oxivir Five 16:1



420 Exam Table Theme Wraps and Decal Sets

Lady Bug Theme Table Wraps



420-LB Lady Bug Theme (Theme Only) List Price-\$1394.00


LBDS-Lady Bug Decal Set

List Price \$267.00

Decal Set Included:


- Flower
- Butterfly
- Dragon Fly
- Centipede
- Red Lady Bug
- Yellow Lady Bug
- Small Leaf
- Large Leaf
- Straight Leaf

Disinfect Wrap with Oxivir Five 16:1



420 Exam Table Theme Wraps and Decal Sets

Fire Truck Theme Table Wraps




420-O Ocean Theme (Theme Only) List Price-\$1394.00

JUDS-Jungle Decal Set

Decal Set Included:

- Sea Turtle
- Coral
- Sea Grass
- Sea Horse
- Shell
- Giraffe
- Fish (3)
- Bubbles (5)

Disinfect Wrap with Oxivir Five 16:1



179/177 Laminate and Thermofoil Finishes (TF)



Candlelight



Chocolate Pear



Hard Rock Maple




Medium Cherry




Medium Oak


179/177 Paint Finishes



Almond



Graphite Gray



Nevada

These Colors are Digital Reproduction and Coloring May Vary

Intensa Tier 1 Vinyl Selections




Super White



Alabaster



Doe




Shadow



Saddle Tan



Palm



Pearl




Teal



Ocean Gray




Tea Leaf



Artichoke



Moss



Northwoods




Aqua Green



Dusty Blue



Plum



Violet



Wedgewood




Navy



Blue




British Tan



Warm Gray



Gray



Black

These Colors are Digital Reproduction and Coloring May Vary

CF Stinson/Patty Madden Vinyl Card

Natural World Tier 5							
	Timber	Marigold	Juniper	Walnut			
	Olympus Tier 5						
		Dune	Coriander	Laurel	Admiral		
Melon		Fern	Shoya				
Rffia Tier 3							
	Academy	Show	Cinema	Silver Screen			
	Flick	Premier	Producer				
Tessuto Tier 2							
	Venetto	Bellini	Malta	Marble	Lime	Murano	Palazzo
	Seneca	Mink	Adriatic	Marco	Majesty	Truffle	

These Colors are Digital Reproduction and Coloring May Vary. Other Options Available Through CF Stinson at 1-800-841-6279 (Request Memos At This Number)

CF Stinson Pre-Approved Link-<http://select.cfstinson.com/Finishes/Samples.jsp?lid=6626>



Intensa, Inc.
PO Box 5981
High Point, NC 27262

www.intensa.net