

Toggle™ Adjustable Tables Price List ■

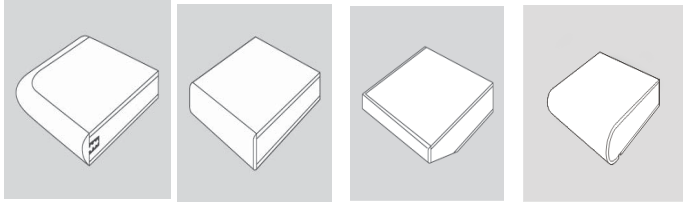
August 20, 2014
Updated January 2, 2017
800-424-2432

Toggle® Tables

General Information



TOGGLE TABLE



Laminate; 1-1/4" round vinyl bullnose edge; 1-1/2" radius corner (54B)

Laminate; 74P edge; square corner (74P)

Laminate; knife edge; square corner (KN)

Postformed Edge (PL)

SPECIFICATIONS

TOGGLE "FIXED" MODEL (FX) GENERAL

The table shall consist of two T bases (centered column on a horizontal foot) supporting a worksurface. The top of the worksurface shall be 29" from the floor.

Base

The base shall consist of a top plate, column and foot all finished with baked on 30 sheen powder coat paint. The top plate shall be 6-gauge thick steel. The column shall be 2-3/8" X 4-3/8" rectangular 14-gauge steel tubing with a 1/4" steel plate welded on the bottom and top end. The top plate shall be attached to the column with (4) 6mm bolts. The foot shall consist of an extruded aluminum component with a nylon toe cap inserted into each end. The foot shall be attached to the column with (4) 6mm bolts. Two 1-1/2" diameter nylon base leveling glides shall be threaded into the foot.

Worksurface

Worksurfaces shall be constructed with 1-1/8" thick 45 lb. density particle board core. The top surface shall be covered with high-pressure laminate. The bottom surface shall be covered with a phenolic backing sheet. The perimeter shall be finished using high impact plastic edging. The worksurface shall be pre-drilled and attached to each mounting plate using (7) #10 X 1" tapping screws.

TOGGLE "ELECTRIC" MODEL (EL) General

The table shall consist of two adjustable height T bases (centered column on a horizontal foot) attached to a worksurface support that spans the two bases and supports a worksurface. The top of the worksurface shall adjust between 26.00" and 52.00" from the floor by means of electric controls that can be located at either end of the table. Cord length on Toggle electrical is 8 feet.

Base

The base shall consist of a column assembly and foot both finished with baked on 30 sheen powder coat paint. The column assembly shall consist of an outer member, an intermediate member and an inner member. The outer member shall 2-3/8" X 4-3/8" rectangular 14-gauge steel tubing with a 1/4" steel plate welded on the top end. The intermediate member shall be 2" X 4" rectangular 14-gauge steel tubing. The inner member shall be 1-1/2" X 3-1/2" rectangular 14-gauge steel tubing with a 1/4" steel plate welded on the bottom end. A 6-gauge formed steel motor housing is welded to the each outer leg member for strength. The foot shall consist of an extruded aluminum component with a nylon toe cap inserted into each end. The foot shall be attached to the column with (4) 6mm bolts. Two 1-1/2" diameter nylon base leveling glides shall be threaded into the foot. Toggle Height Adjustable Tables-Electric Base have been evaluated by Intertek (ETL). Tables will be listed to "UL 962

Commercial Furnishings" and "CSA C22.2 #68 Motor-Operated Appliances". Intertek is an OSHA approved NRTL (like UL) and works well with products that have electrical components certified by multiple certification bodies.

Worksurface Support

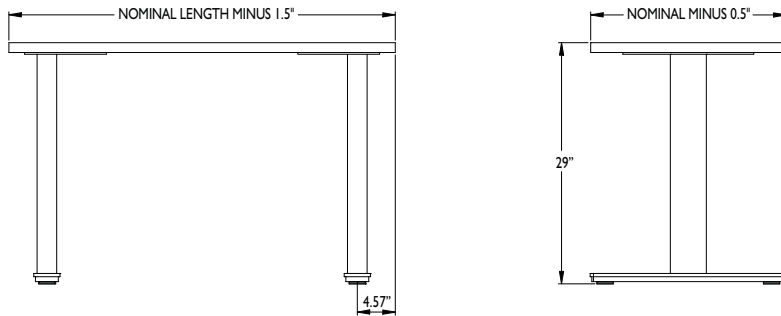
The worksurface support shall be 1" X 1" 14-gauge steel tubing attached to each leg column with 6mm bolts. An 11-gauge u-shaped cross member connects each leg assembly for stability.

Worksurface

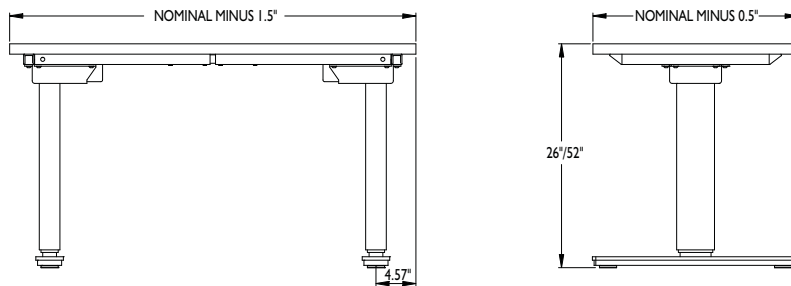
Worksurfaces shall be constructed with 1-1/8" thick 45 lb. density particle board core. The top surface shall be covered with high-pressure laminate. The bottom surface shall be covered with a phenolic backing sheet. The perimeter shall be finished using high impact plastic edging. The worksurface shall be pre-drilled and attached to the bases using (10) #10 X 1" tapping screws.

DIMENSIONS

Toggle "Fixed" Model (FX)



Toggle "Electric" Model (EL)



Toggle Casters

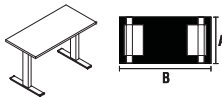
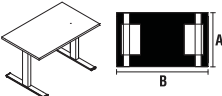
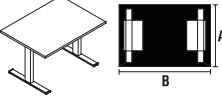
Feet come pre-drilled with holes for mounting a 37mm plate mounted caster.

Caster kits consist of 2-locking and 2-non-locking casters and 16 torx head self tapping screws.

Kit part number will be - TGCA (black only).
Caster kit will add 1" of height to the adjustment range of the table (26" to 52").

Toggle® Tables

Fixed Base

MODEL	A x B	MODEL NUMBER					Approx. Packaged Weight
		Basic Model	Edge Style	Edge Color	Surface Finish	Base Finish	
 <p>Rectangular Tables - 24"D • 29" High</p> <p>TGFX</p>	23-1/2 x 46-1/2"	TOGL2448FX	<input type="checkbox"/>	<input type="checkbox"/>	<input type="checkbox"/>	<input type="checkbox"/>	85.0#
	23-1/2 x 58-1/2"	TOGL2460FX	<input type="checkbox"/>	<input type="checkbox"/>	<input type="checkbox"/>	<input type="checkbox"/>	95.0#
	23-1/2 x 70-1/2"	TOGL2472FX	<input type="checkbox"/>	<input type="checkbox"/>	<input type="checkbox"/>	<input type="checkbox"/>	105.0#
 <p>Rectangular Tables - 30"D • 29" High</p> <p>TGFX</p>	29-1/2 x 46-1/2"	TOGL3048FX	<input type="checkbox"/>	<input type="checkbox"/>	<input type="checkbox"/>	<input type="checkbox"/>	97.0#
	29-1/2 x 58-1/2"	TOGL3060FX	<input type="checkbox"/>	<input type="checkbox"/>	<input type="checkbox"/>	<input type="checkbox"/>	109.0#
	29-1/2 x 70-1/2"	TOGL3072FX	<input type="checkbox"/>	<input type="checkbox"/>	<input type="checkbox"/>	<input type="checkbox"/>	121.0#
 <p>Rectangular Tables - 36"D • 29" High</p> <p>TGFX</p>	35-1/2 x 46-1/2"	TOGL3648FX	<input type="checkbox"/>	<input type="checkbox"/>	<input type="checkbox"/>	<input type="checkbox"/>	104.0#
	35-1/2 x 58-1/2"	TOGL3660FX	<input type="checkbox"/>	<input type="checkbox"/>	<input type="checkbox"/>	<input type="checkbox"/>	121.0#
	35-1/2 x 70-1/2"	TOGL3672FX	<input type="checkbox"/>	<input type="checkbox"/>	<input type="checkbox"/>	<input type="checkbox"/>	136.0#
			A	B	C	D	E

HOW TO ORDER

Indicate the following information on order form:

- Quantity of each item.
- Model number, including options. See "How To Build a Model Number".
- Any special service required.

Note: • The indicates that a choice is required.
• The absence of the indicates that no choice is required.
• Alpha-numeric characters in place of indicate that no other alternatives are available.

HOW TO BUILD A MODEL NUMBER

A Select basic model.

B Select edge style.

54B - 1-1/4" Vinyl bullnose

74P - 74P edge

PL - Postformed edge

KN - Knife edge

C Select edge color.

Refer to color addendum at ki.com or KI Fabrics & Finishes binder.

Edge color offerings are based on edge style selections.

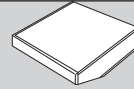
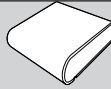
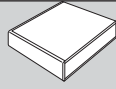
D Select surface finish.

Refer to color addendum at ki.com or KI Fabrics & Finishes binder.

Surface finish offerings are based on edge style selections.

E Select base finish.

Refer to color addendum at ki.com or KI Fabrics & Finishes binder.



1-1/4" Vinyl
Bullnose
(54B)

74P Edge
(74P)

Postformed Edge
(PL)

Knife Edge
(KN)

\$ 457

\$ 526

\$ 547

\$ 564

481

560

582

610

510

602

625

676

\$ 508

\$ 582

\$ 604

\$ 606

562

647

674

710

596

693

721

786

\$ 530

\$ 610

\$ 634

\$ 686

588

680

707

773

631

703

732

1014

SPECIAL SERVICES

Special Carton Marking

With specially marked information N/C

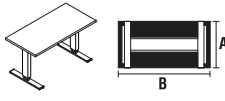


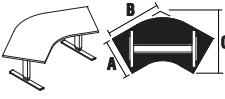
Shipping

Shipped **k.d. freight prepaid f.o.b.**
Bonduel, Wisconsin 54107 factory. Freight
class #125.

Specifications and prices are subject to
change without prior notice.

Toggle® Tables

Electric Base

MODEL	A x B x C	MODEL NUMBER					Approx. Packaged Weight
		Basic Model	Edge Style	Edge Color	Surface Finish	Base Finish	
 <p>Rectangular Electric Tables - 24"D</p> <ul style="list-style-type: none"> • 26-52" Electrically adjustable • Simple up/down switch 	23-1/2 x 46-1/2"	TOGL2448EL	<input type="checkbox"/>	<input type="checkbox"/>	<input type="checkbox"/>	<input type="checkbox"/>	131.0#
	23-1/2 x 58-1/2"	TOGL2460EL	<input type="checkbox"/>	<input type="checkbox"/>	<input type="checkbox"/>	<input type="checkbox"/>	141.0#
	23-1/2 x 70-1/2"	TOGL2472EL	<input type="checkbox"/>	<input type="checkbox"/>	<input type="checkbox"/>	<input type="checkbox"/>	151.0#
TGEL							
 <p>Rectangular Electric Tables - 30"D</p> <ul style="list-style-type: none"> • 26-52" Electrically adjustable • Simple up/down switch 	29-1/2 x 46-1/2"	TOGL3048EL	<input type="checkbox"/>	<input type="checkbox"/>	<input type="checkbox"/>	<input type="checkbox"/>	143.0#
	29-1/2 x 58-1/2"	TOGL3060EL	<input type="checkbox"/>	<input type="checkbox"/>	<input type="checkbox"/>	<input type="checkbox"/>	155.0#
	29-1/2 x 70-1/2"	TOGL3072EL	<input type="checkbox"/>	<input type="checkbox"/>	<input type="checkbox"/>	<input type="checkbox"/>	168.0#
TGEL							
 <p>Rectangular Electric Tables - 36"D</p> <ul style="list-style-type: none"> • 26-52" Electrically adjustable • Simple up/down switch 	35-1/2 x 46-1/2"	TOGL3648EL	<input type="checkbox"/>	<input type="checkbox"/>	<input type="checkbox"/>	<input type="checkbox"/>	151.0#
	35-1/2 x 58-1/2"	TOGL3660EL	<input type="checkbox"/>	<input type="checkbox"/>	<input type="checkbox"/>	<input type="checkbox"/>	168.0#
	35-1/2 x 70-1/2"	TOGL3672EL	<input type="checkbox"/>	<input type="checkbox"/>	<input type="checkbox"/>	<input type="checkbox"/>	182.0#
TGEL							
 <p>Rectangular Electric 120° Corner Tables</p> <ul style="list-style-type: none"> • 120° angle • 26-52" Electrically adjustable • Simple up/down switch 	29-1/2 x 46-1/2 x 48-7/8"	TOGLC3048EL	<input type="checkbox"/>	<input type="checkbox"/>	<input type="checkbox"/>	<input type="checkbox"/>	170.0#
TGEL							

A **B** **C** **D** **E**

HOW TO ORDER

Indicate the following information on order form:

1. Quantity of each item.
2. Model number, including options. See "How To Build a Model Number".
3. Any special service required.

Note:

- The indicates that a choice is required.
- The absence of the indicates that no choice is required.
- Alpha-numeric characters in place of indicate that no other alternatives are available.

HOW TO BUILD A MODEL NUMBER

A Select basic model.

B Select edge style.

54B - 1-1/4" Vinyl bullnose

74P - 74P edge

PL - Postformed edge

KN - Knife edge

C Select edge color.

Refer to color addendum at ki.com or KI Fabrics & Finishes binder.

Edge color offerings are based on edge style selections.

D Select surface finish.

Refer to color addendum at ki.com or KI Fabrics & Finishes binder.

Surface finish offerings are based on edge style selections.

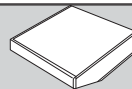
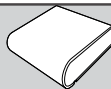
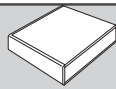
E Select base finish.

Refer to color addendum at ki.com or KI Fabrics & Finishes binder.



Toggle® Tables

Electric Base



1-1/4" Vinyl
Bullnose
(54B)

74P Edge
(74P)

Postformed Edge
(PL)

Knife Edge
(KN)

\$ 1561

\$ 1622

\$ 1656

\$ 1687

1590

1660

1705

1726

1627

1708

1775

1776

\$ 1627

\$ 1693

\$ 1736

\$ 1761

1683

1758

1814

1829

1722

1808

1881

1890

\$ 1648

\$ 1718

\$ 1785

\$ 1787

1707

1787

1858

1868

1747

1812

1884

2085

\$ 1782

\$ 1860

N/A

\$ 1992

SPECIAL SERVICES

Special Carton Marking

With specially marked information N/C

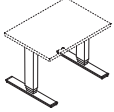
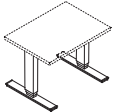
Shipping

Shipped k.d. freight prepaid f.o.b.
Bonduel, Wisconsin 54107 factory. Freight
class #125.

Specifications and prices are subject to
change without prior notice.

Toggle® Tables

Electric Bases Only

	MODEL	A	MODEL NUMBER		Approx. Packaged Weight
			Basic Model	Base Finish	
 HRDPT	Rectangular Electric-Base Only - 24"D • For use with 24" deep surfaces, 48-72" wide • Adjusts from 26-52" with 1-1/4" top • Top (not included) should be undersized .25-.75" to allow safe clearance in any work area	24"	TGBO.EL24	<input type="checkbox"/>	85.0#
 HRDPT	Rectangular Electric-Base Only - 30"D • For use with 30 and 36" deep surfaces, 48-72" wide • Adjusts from 26-52" with 1-1/4" top • Top (not included) should be undersized .25-.75" to allow safe clearance in any work area	30"	TGBO.EL30	<input type="checkbox"/>	90.0#

A

B

HOW TO ORDER

Indicate the following information on order form:

- Quantity of each item.
- Model number, including options. See "How To Build a Model Number".
- Any special service required.

Note:

- The indicates that a choice is required.
- The absence of the indicates that no choice is required.
- Alpha-numeric characters in place of indicate that no other alternatives are available.

HOW TO BUILD A MODEL NUMBER

- A** Select basic model.
- B** Select base finish.
Refer to color addendum at ki.com or KI Fabrics & Finishes binder.



Delivered
Pricing
\$ 1515

\$ 1572

SPECIAL SERVICES

Special Carton Marking

With specially marked information N/C

Shipping

Shipped **k.d. freight prepaid f.o.b. Bonduel, Wisconsin 54107** factory. Freight class #125.

Specifications and prices are subject to change without prior notice.

Toggle® Tables

Accessories

	MODEL	MODEL NUMBER		Approx. Packaged Weight
		Basic Model	Caster Color	
HRDPT	Remote Control with Presets <ul style="list-style-type: none"> Includes digital display and 3 preset button Must be ordered separately 	TG.REMOTE.LCD.6		1.0#
HRDPT	Caster Kit <ul style="list-style-type: none"> Includes mounting plates and thread cutting screws to mount on the underside of the feet 2-locking and 2 non-locking Must be ordered separately 	TGCA	BL	1.0#

A

B

HOW TO ORDER

Indicate the following information on order form:

- Quantity of each item.
- Model number, including options. See "How To Build a Model Number".
- Any special service required.

Note:

- The indicates that a choice is required.
- The absence of the indicates that no choice is required.
- Alpha-numeric characters in place of indicate that no other alternatives are available.

HOW TO BUILD A MODEL NUMBER

- A** Select basic model.
- B** Select caster color. Refer to color addendum at ki.com or KI Fabrics & Finishes binder.



Delivered
Pricing
\$ 87

\$ 57

SPECIAL SERVICES

Special Carton Marking

With specially marked information N/C

Shipping

Shipped **k.d. freight prepaid f.o.b. Bonduel, Wisconsin 54107** factory. Freight class #125.

Specifications and prices are subject to change without prior notice.



KI
1330 Bellevue Street
P.O. Box 8100
Green Bay, Wisconsin 54308-8100
1-800-424-2432
www.ki.com

KI and Furnishing Knowledge
are registered trademarks
of Krueger International, Inc.

© 2013 KI
All Rights Reserved.
Litho in USA.
Code KI-11597/KI/PDF/313